

Fast and Expressive Gesture Recognition using a Combination-Homomorphic Electromyogram Encoder

Niklas Smedemark-Margulies¹

smedemark-margulie.n@northeastern.edu

Yunus Bicer²

bicer.y@northeastern.edu

Elifnur Sunger²

sunger.e@northeastern.edu

Tales Imbiriba²

t.imiriba@northeastern.edu

Eugene Tunik²

e.tunik@northeastern.edu

Deniz Erdogmus²

d.erdogmus@northeastern.edu

Mathew Yarossi^{2,3}

m.yarossi@northeastern.edu

Robin Walters¹

r.walters@northeastern.edu

¹*Khoury College of Computer Sciences, Northeastern University*

²*Department of Electrical and Computer Engineering, Northeastern University*

³*Department of Physical Therapy, Movement, and Rehabilitation Sciences, Northeastern University*

Abstract

We study the task of gesture recognition from electromyography (EMG), with the goal of enabling expressive human-computer interaction at high accuracy, while minimizing the time required for new subjects to provide calibration data. To fulfill these goals, we define combination gestures consisting of a direction component and a modifier component. New subjects only demonstrate the single component gestures and we seek to extrapolate from these to all possible single or combination gestures. We extrapolate to unseen combination gestures by combining the feature vectors of real single gestures to produce synthetic training data. This strategy allows us to provide a large and flexible gesture vocabulary, while not requiring new subjects to demonstrate combinatorially many example gestures. We pre-train an encoder and a combination operator using self-supervision, so that we can produce useful synthetic training data for unseen test subjects. To evaluate the proposed method, we collect a real-world EMG dataset, and measure the effect of augmented supervision against two baselines: a partially-supervised model trained with only single gesture data from the unseen subject, and a fully-supervised model trained with real single and real combination gesture data from the unseen subject. We find that the proposed method provides a dramatic improvement over the partially-supervised model, and achieves a useful classification accuracy that in some cases approaches the performance of the fully-supervised model.

1 Introduction

Subject transfer learning describes the technique of using pretrained models on unseen test subjects, sometimes with adaptation, and is a challenging and active topic of research for EMG and related biosignals (Hoshino et al., 2022; Bird et al., 2020; Yu et al., 2021). The difficulty of subject transfer arises from numerous sources. Noise in EMG data can stem from the stochastic nature of the EMG signals, variability in EMG sensor placement and skin conductance, and inter-individual differences in anatomy and behaviors such as the

selection, timing, and intensity of actions. Labels for supervised EMG tasks may also be noisy due to variation in task adherence (Samadani and Kulic, 2014). As a result of the performance gap between train and test subjects, it is typical in tasks like gesture recognition that unseen test subjects must provide supervised calibration data for training or fine-tuning models. This produces an undesirable trade-off; increasing the gesture vocabulary increases the expressiveness of the trained system but also increases subject time spent during calibration.

In this work, we propose a three-part strategy to resolve this trade-off. First, we define a large gesture vocabulary as the product of two smaller, biomechanically independent subsets. Subjects are given a set of 4 *direction* gestures (Up, Down, Left, and Right) and 4 *modifier* gestures (Thumb, Pinch, Fist, and Open), and may either perform a *single* gesture chosen from the 4+4 individual options, or a *combination* gesture from the 4×4 options consisting of one direction and one modifier.

Using a gesture vocabulary with this combinatorial structure makes the system expressive, but traditional machine learning approaches cannot naively generalize to unseen combinations, and would therefore require a correspondingly large training dataset. For example, given only examples of single gestures Up and Pinch, traditional models would not naively be able to classify examples of the unseen combination Up&Pinch gestures. Therefore, the second key component is to define a training scheme using partial supervision with synthetic data augmentation. A new subject only needs to demonstrate the 4+4 single gesture classes, and a classifier can then be trained using these real single gesture examples plus synthetic combination gesture examples created by combining gestures in some feature space.

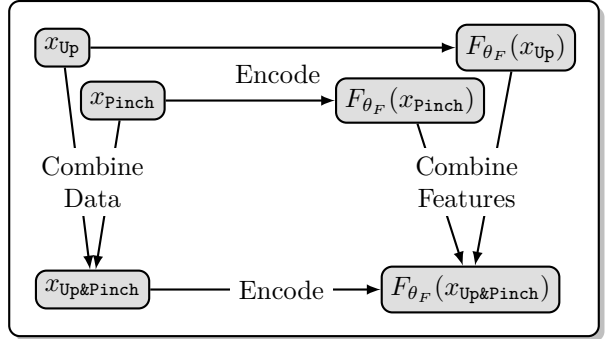


Figure 1: Overview of desired commutativity. A combination-homomorphic encoder F_{θ_F} commutes with gesture combination: given data from real single gestures x_{Up} and x_{Pinch} and a real gesture combination $x_{up\&pinch}$, the real combination gesture’s encoding $F_{\theta_F}(x_{up\&pinch})$ should equal the combined encodings of the single gestures $Combine(F_{\theta_F}(x_{Up}), F_{\theta_F}(x_{Pinch}))$.

In order to enact this partially supervised training, we must be able to generate useful synthetic combination gestures. Thus, the third element of our strategy is to use contrastive learning to pre-train an EMG encoder and a combination operator, such that we can combine real single gesture examples into realistic synthetic examples of combination gestures. The goal of this contrastive learning is that the encoder should be approximately homomorphic to combination of gestures, as shown in Figure 1. In other words, the property we desire is that combining two gestures in data space (e.g. when a subject perform a simultaneous Up&Pinch gesture) gives approximately the same features as combining two gestures in feature space (e.g. the features of an Up gesture combined with the features of a Pinch gesture). Given this property, the synthetic gesture combinations we produce can serve as useful training data.

We evaluate our method by collecting a supervised dataset containing single and combination gestures, and performing computational experiments to understand the effect of various model design choices and hyperparameters.¹ Note that our approach to extrapolating from partial supervision can be applied to any task in which data have multiple independent labels, but where the combination classes are not easily predicted from the single classes. Classical machine-learning methods for biosignals modeling tasks often use hand-selected features; by learning our feature space entirely from data, we remove this reliance on domain expertise. In general, hand-selected features can be a useful way to enforce strong prior assumptions about a particular domain, and may be useful in the case of limited data, whereas a data-driven approach may be beneficial as the amount of available data increases or in cases when domain assumptions may be violated.

¹Code and data to reproduce all experiments can be found at <https://github.com/nik-sm/com-hom-emg>.

2 Related Work

Applications of EMG. The broad task of gesture recognition from EMG has been well studied. Research varies widely in terms of the specific application, and thus the exact sensing modality, the set of gestures used, and the classification techniques applied. Typical applications include augmented reality and human-computer interface, as well as prosthetic control and motor rehabilitation research (Wang et al., 2017; Sarasola-Sanz et al., 2017; Pilkar et al., 2014; Bicer et al., 2023). EMG data has also been used extensively for regression tasks beyond prosthetic applications, such as hand pose estimation (Yoshikawa et al., 2007; Quivira et al., 2018; Liu et al., 2021). These applications are well-reviewed elsewhere (Geethanjali, 2016; Yassen and Jusoh, 2019; Jaramillo-Yáñez et al., 2020; Li et al., 2021).

Feature Extraction. One area of focus has been the effect of feature extraction on classifier performance. Most traditional approaches to EMG gesture recognition transform raw EMG signals into low-dimensional feature vectors before classification (Nazmi et al., 2016; Phinyomark et al., 2012; 2018). Feature extraction methods can be broadly characterized into those using time-domain features, frequency-domain features and time-frequency-domain features based on the method of extraction (Nazmi et al., 2016). Numerous investigations have evaluated the best set of features to maximize classifier performance, but the hardware, tasks, and findings vary between different studies, highlighting the potential issues of using hand-engineered features (Nazmi et al., 2016). Our approach differs in that we use contrastive learning to learn a feature space with the correct structure for our classification task. This approach can be re-used more easily across different experimental setups and tasks.

Recognizing Combination Gestures. Previous work on gesture combinations is relatively limited. Some work has shown high accuracy in classifying movement along multiple axes with application to prosthetic control, though this was performed using fully-supervised data (Young et al., 2012). This application has been extended by using simultaneous linear regression models for controlling prostheses along multiple degrees of freedom, again using fully-supervised training data (Hahne et al., 2018). Other research has provided models for classifying single gestures from a mixed vocabulary containing both static and dynamic gestures (Stoica et al., 2012), and models to simultaneously classify a gesture and estimate force vectors (Leone et al., 2019); by contrast, we focus only on classifying static gestures. To our knowledge, only one previous article has attempted to classify combinations of discrete gestures from training data that contains only single gestures (Smedemark-Margulies et al., 2023).

Semi-Supervised, Contrastive, and Few-Shot Learning. We propose a novel approach to simultaneously resolve issues with the classification of combination gestures and provide a means for subject transfer learning. We formulate the task of calibrating models for an unseen test subject as a semi-supervised learning problem, and use a contrastive loss function to ensure that items with matching labels have similar feature vectors.

Briefly, semi-supervised learning describes the setting in which labels are available for only a subset of training examples. Models are trained with a supervised loss function for labeled examples, and an unsupervised loss function on the unlabeled examples. A wide variety of unsupervised loss functions have been studied, such as entropy minimization (encouraging the model to make confident predictions) (Grandvalet and Bengio, 2004; Lee et al., 2013), and consistency regularization (where the model must make consistent predictions despite small perturbations on the input data) (Sohn et al., 2020). These and other techniques are well-reviewed elsewhere (Weng, 2019; Ouali et al., 2020).

Contrastive learning describes techniques for learning useful representations by mapping similar items to similar feature vectors. This can be applied in tasks with full or partial labels, or even unsupervised contexts. Items may be identified as similar based on their label (Schroff et al., 2015; Khosla et al., 2020), or by applying small perturbations to input data that are known to leave the class label unchanged (Chen et al., 2020; Grill et al., 2020). This area is also well-reviewed elsewhere (Weng, 2021; Jaiswal et al., 2020).

Our approach uses a combination of ideas from the literature on semi-supervised and contrastive learning. The key step that reduces subject calibration time is to collect only partial labels, thereby defining a semi-

supervised learning problem. In order to allow models to successfully extrapolate from this partial supervision, we pretrain our models using a classic contrastive learning method called the triplet loss (Schroff et al., 2015).

Our problem statement is similar to the problem statement of a standard few-shot learning setting (see Wang et al. (2020) for review), but has several additional properties. First, in few-shot learning, models are evaluated on different “tasks,” where the relationship between different tasks can be quite loose (such as image classification research in which the original dataset, and even the number and identity of class labels can vary between tasks). We are interested in the variation of behavior between subjects, so each “task” in our work represents applying a pretrained model on a certain unseen test subject. This leads to a particular relationship between different “tasks”; all the same classes are present when comparing two tasks, but data is obtained from a different subject. Second, in typical few-shot learning, the labeled items available are typically randomly sampled from the full set of possible classes. By contrast, we consider a problem with two-part labels, and consider that our partial supervision consists of only single gestures (items that use only one label component) and does not contain any combination gestures.

Subject Transfer Learning. Note that there are a variety of other approaches to the subject transfer learning problem, such as techniques for regularized pre-training (Smedemark-Margulies et al., 2022), domain adaptation techniques based on Riemannian geometry (Rodrigues et al., 2018), and weighted model ensembling using unsupervised similarity (Guney and Ozkan, 2023). Techniques for subject transfer in EMG and related data types such as electroencephalography (EEG) are well-reviewed elsewhere (Wan et al., 2021; Wu et al., 2023).

3 Methods

In Section 3.1, we define the subject transfer learning problem and provide notation including model components. In Section 3.2, we describe how feature vectors from single gestures will be combined to create synthetic features for combination gestures. In Section 3.3, we describe the first stage of our proposed method in which we pretrain an encoder and a combination operator. In Section 3.4, we describe the second stage of our method, in which we collect calibration data from an unseen subject, then use the pretrained encoder and combination operator to generate synthetic combination gesture examples and train a personalized classifier for that subject.

3.1 Problem Statement and Notation

In a standard classification task, we seek to learn a function that predicts the correct label y for a given data example x , based on labeled examples provided during training. Recall that the motivation for our work is to design a model that makes use of population information collected from a set of pre-training subjects, and can be quickly calibrated on new subjects. To that end, we modify this problem formulation as follows.

Consider a dataset $\mathcal{D} = \{(x, y, s)\}$ consisting of triples of data $x \in \mathbb{R}^D$, two-part gesture labels $y = (y_{dir}, y_{mod})$, and subject identifiers $s \in \{1, \dots, S\}$. The components of the gesture label y take values as follows: y_{dir} is in $\{\text{Up}, \text{Down}, \text{Left}, \text{Right}, \text{NoDir}\}$, where NoDir indicates that no direction was performed, and y_{mod} is in $\{\text{Thumb}, \text{Pinch}, \text{Fist}, \text{Open}, \text{NoMod}\}$, where NoMod indicates that no modifier was performed.

We partition the subject ID values into disjoint sets \mathcal{S}^{Pre} and \mathcal{S}^{Eval} . Using these sets, we divide the overall dataset into three segments:

- A pre-training segment \mathcal{D}^{Pre} , where $s \in \mathcal{S}^{Pre}$. This is used to learn a population model.
- A calibration segment \mathcal{D}^{Calib} , where $s \in \mathcal{S}^{Eval}$, and containing only single gestures (y has the form (i, NoMod) or (NoDir, j)). This represents the small amount of single-gesture calibration data we can obtain for a new unseen subject and is used for further model training.
- A test segment \mathcal{D}^{Test} , where $s \in \mathcal{S}^{Eval}$, and containing all classes y . This is used to measure final model performance.

We define a two-stage architecture, consisting of an encoder $F_{\theta_F}(\cdot) : \mathbb{R}^D \rightarrow \mathbb{R}^K$ producing K -dimensional feature vectors z , and a classifier $G_{\theta_G}(\cdot) : \mathbb{R}^K \rightarrow \Delta(5) \times \Delta(5)$ mapping feature vectors to pairs of 5-dimensional probability vectors. This classifier consists of two independent components, one that predicts the distribution over direction gestures, and one that predicts the distribution over modifier gestures. This “parallel” classification strategy is adopted as the simplest way of producing a two-part label prediction, though in principle one could seek to capture correlations between the two label components. Note that there will be one classifier $G_{\theta_G}^{Pre}$ used during pretraining (which provides an auxiliary loss term), and it will be replaced by a fresh classifier $G_{\theta_G}^{Test}$ trained from scratch for the unseen test subject.

For convenience, we define several subscripts to refer to data from single gestures or combination gestures. Let $\mathcal{X}_{dir}, \mathcal{Y}_{dir}, \mathcal{Z}_{dir}$ represent data, labels, and features, respectively, from a set of single gestures with only a direction component. Such a gesture has a label of the form (i, NoMod) . Likewise define $\mathcal{X}_{mod}, \mathcal{Y}_{mod}, \mathcal{Z}_{mod}$ for a set of modifier gestures, which have labels of the form (NoDir, j) . More generally, let x_{sing} represent data from a single gesture (either a direction-only gesture, or a modifier-only). Finally, define $\mathcal{X}_{comb}, \mathcal{Y}_{comb}, \mathcal{Z}_{comb}$ for a set of combination gestures with labels of the form (i, j) where $i \neq \text{NoDir}, j \neq \text{NoMod}$, and let x_{comb} represent data from one such combination gesture.

3.2 Homomorphisms and Combining Feature Vectors

Given two algebraic structures G and H , and a binary operator \circ defined on both sets, a homomorphism is a map $f : G \rightarrow H$ satisfying

$$f(g_1 \circ g_2) = f(g_1) \circ f(g_2), \quad \forall g_1, g_2 \in G. \quad (1)$$

This property can also be described by noting that the map f commutes with the operator \circ (Bronshtein and Semendyayev, 2013). As mentioned previously, we design a partially-supervised calibration in which a new subject will only provide single gesture examples and we will seek to extrapolate to the unseen combination gestures. To facilitate this extrapolation, we seek to learn an encoder and a combination operator to achieve this commutativity, as shown in Figure 1. Note that there are two types of combination to consider; a physiological process that allows subjects to plan and perform a simultaneous combination of gestures, and an explicit parametric function that we will use to combine the feature vectors of two single gestures. The first type of combination (which occurs in a subject’s brain and musculature) is quite complex, and for the purposes of this work is inaccessible.

Define a combination operator $(\tilde{z}_{comb}, \tilde{y}_{comb}) = C_{\theta_C}((z_{dir}, y_{dir}), (z_{mod}, y_{mod}))$ that takes as input the features and label of a real direction gesture, and the features and label of a real modifier gesture, and produces as output a synthetic feature vector and a label. The output feature vector represents an estimate of what the corresponding simultaneous gesture combination should look like. Note that all feature vectors (from single gestures, real combination gestures, or synthetic combination gestures) have the same dimension K . Furthermore, note that the input label y_{dir} has the form (i, NoMod) , and y_{mod} has the form (NoDir, j) ; the output label simply uses the active component from the two inputs: $\tilde{y}_{comb} = (i, j)$.

Figure 1 describes the desired relationship between the features of real and synthetic combination gestures. If we achieve the desired homomorphism property, a synthetic feature vector created by this combination operator should be a good approximation for the features from a corresponding real, simultaneous gesture. For example, given features from a single gestures z_1 with label $y_1 = (\text{Up}, \text{NoMod})$ and another single gesture z_2 with label $y_2 = (\text{NoDir}, \text{Pinch})$, the combination operator outputs a synthetic feature vector $\tilde{z}_{comb}, (\text{Up}, \text{Pinch}) = C_{\theta_C}((z_1, y_1), (z_2, y_2))$. In the successful case, this synthetic feature vector \tilde{z}_{comb} should resemble a feature vector from a real **Up&Pinch** gesture.

Note that the combination operator C corresponds to the operator \circ mentioned above for a general homomorphism. We consider two functional forms for C . In one case, we consider learning a feature space in which combination can be performed trivially. Here, C has zero learnable parameters ($|\theta_C| = 0$) and computes the average of the two input feature vectors $\tilde{z}_{comb} = (z_{dir} + z_{mod})/2$, which we refer to as C^{avg} . This approach requires the encoder to learn a feature space in which combination occurs homogeneously for all pairs of input classes. In the other case, the combination operator C produces synthetic feature output using a class-conditioned multi-layer perceptron (MLP) $\tilde{z}_{comb} = \text{MLP}(z_{dir}, i, z_{mod}, j)$. This allows the possibility that

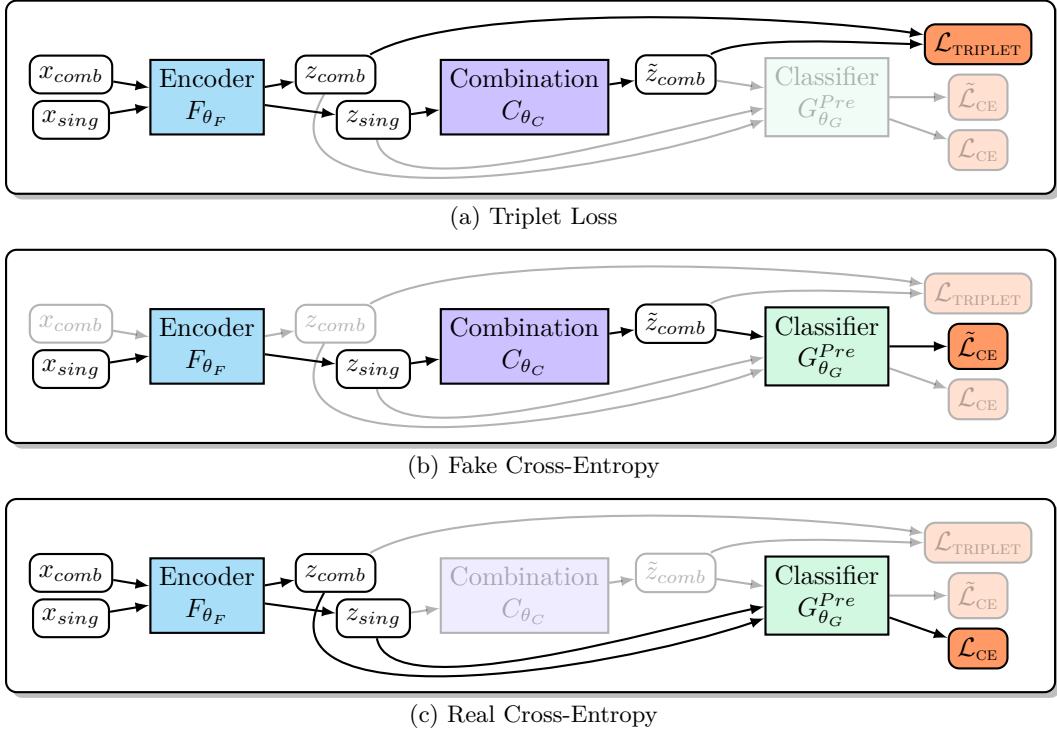


Figure 2: Fully-supervised pretraining for combination-homomorphic model. Encoder parameters θ_F and combination operator parameters θ_C are optimized using a sum of three loss terms. The classifier $G_{\theta_G}^{Pre}$ is only used for auxiliary losses, and its parameters are discarded after pretraining. Colored boxes are models; white boxes are variables; orange boxes are loss terms; inactive components are faded out. (a): The contrastive loss term $\mathcal{L}_{\text{TRIPLET}}$ compares features of real and synthetic gesture combinations. Single gestures x_{sing} are encoded to features z_{sing} and combined into synthetic features \tilde{z}_{comb} . Real combination gestures x_{comb} are encoded to features z_{comb} . (b): Classifier $G_{\theta_G}^{Pre}$ is applied to synthetic features \tilde{z}_{comb} to compute $\tilde{\mathcal{L}}_{\text{CE}}$. (c): Classifier $G_{\theta_G}^{Pre}$ is applied to real features z_{sing} and z_{comb} to compute \mathcal{L}_{CE} .

a flexible combination operator may still be required, and that the process of combining gestures may depend on the particular input classes.

For convenience, define another function $(\tilde{\mathcal{Z}}_{\text{comb}}, \tilde{\mathcal{Y}}_{\text{comb}}) = \text{CombineAllPairs}((\mathcal{Z}_{\text{dir}}, \mathcal{Y}_{\text{dir}}), (\mathcal{Z}_{\text{mod}}, \mathcal{Y}_{\text{mod}}))$ that accepts two *sets* of feature vectors with labels, and applies $C_{\theta_C}(\dots)$ to all pairs of 1 direction and 1 modifier gesture, producing a set of synthetic feature vectors with labels.

3.3 Pretraining the Encoder and the Combination Operator

Figure 2 describes our pretraining procedure. The goal of pretraining is to learn an encoder and feature combination operator that allows us to extrapolate from the features of two single gestures to the estimated features of their combination, as shown in Figure 1. We use contrastive learning to approximately achieve this homomorphism property. Let $d(\cdot, \cdot)$ represent a notion of distance in feature space. Consider the feature vector of a real combination gesture, such as $z_{\text{comb}} = F_{\theta_F}(x_{\text{up}\&\text{pinch}})$, and the feature vector of a synthetic combination gesture $\tilde{z}_{\text{comb}} = C_{\theta_C}(F_{\theta_F}(x_{\text{up}}), F_{\theta_F}(x_{\text{pinch}}))$. We seek parameters that minimize the distance between these *matching* items: $\arg \min_{\theta_F, \theta_C} d(z_{\text{comb}}, \tilde{z}_{\text{comb}})$. However, note that this does not yet provide a well-posed optimization task, since a degenerate encoder may minimize this objective by mapping all input feature vectors to a single fixed point. Thus, we must simultaneously ensure that the distance between *non-matching* pairs of items remains large; for example, the feature vector of a real combination gesture $z_{\text{comb}} = F_{\theta_F}(x_{\text{up}\&\text{pinch}})$ and the feature vector of a synthetic combination $\tilde{z}_{\text{comb}} = C_{\theta_C}(F_{\theta_F}(x_{\text{up}}), F_{\theta_F}(x_{\text{thumb}}))$.

We use a triplet loss function to achieve this property. Given a batch of labeled data $\mathcal{X}_{dir} \cup \mathcal{X}_{mod} \cup \mathcal{X}_{comb}$ and $\mathcal{Y}_{dir} \cup \mathcal{Y}_{mod} \cup \mathcal{Y}_{comb}$, we use the encoder F_{θ_F} to obtain features $\mathcal{Z}_{dir} \cup \mathcal{Z}_{mod} \cup \mathcal{Z}_{comb}$. We can then create feature vectors and labels for synthetic combination gestures $(\tilde{\mathcal{Z}}_{comb}, \tilde{\mathcal{Y}}_{comb}) = \text{CombineAllPairs}((\mathcal{Z}_{dir}, \mathcal{Y}_{dir}), (\mathcal{Z}_{mod}, \mathcal{Y}_{mod}))$. Finally, we can use a triplet loss to compare the distance between matching and non-matching combination gestures.

Consider a real combination gesture $z_{comb} \in \mathcal{Z}_{comb}$ and its label $y_{comb} = (y_i, y_j)$; this item is the ‘‘anchor.’’ A ‘‘positive’’ item is a synthetic gesture \tilde{z}_{comb}^+ whose label completely matches $\tilde{y}_{comb}^+ = (y_i, y_j)$. A ‘‘negative’’ item is a synthetic gesture \tilde{z}_{comb}^- whose label differs on at least one component: $\tilde{y}_{comb}^- = (y'_i, y'_j)$ with either $y'_i \neq y_i$, or $y'_j \neq y_j$ or both. We also consider synthetic anchor items $\tilde{z}_{comb} \in \tilde{\mathcal{Z}}_{comb}$; then, positive items are *real* combination gestures with a matching label, and negative items are *real* combination gestures with a non-matching label.

Given an anchor item a , positive item p , and negative item n selected as described above, and for some choice of margin parameter γ , we compute a triplet loss using

$$\mathcal{L}_{\text{TRIPLET}} = \max(d(a, p) - d(a, n) + \gamma, 0). \quad (2)$$

Intuitively, we want the negative item to be at least γ units farther away from the anchor than the positive item.

We consider several slight variations on the standard triplet loss. In the **basic** version, for each possible anchor item in a batch (i.e. each real and each synthetic combination gesture), we select N random pairs of positive and negative item, without replacement. In the **hard** version, for each possible anchor item, we form a single triplet using the farthest positive item and the closest negative item. This approach is often referred to as ‘‘hard-example mining’’ (Schroff et al., 2015), since these are the items whose encodings must be moved the most to achieve zero loss. In the **centroids** version, for each possible anchor item, we form a single triplet by comparing to the centroid of the positive class and the centroid of a randomly chosen negative class. At iteration t , given data X_t from one class and a momentum parameter $M \in [0, 1]$, the centroid $C_X^{(t)}$ is computed using an exponential moving average as $C_X^{(t)} = MC_X^{(t-1)} + (1 - M)\mathbb{E}[X_t]$.

Note that for a fixed-sized training dataset and a sufficiently flexible encoder, there may still exist degenerate solutions in which real combinations and synthetic combinations are mapped to the same locations, but these locations are not separated in a way that permits learning a classifier with smooth decision boundaries, or does not generalize well to new subjects. Therefore, along with the encoder, we simultaneously train a small classifier network $G_{\theta_G}^{Pre}$. Using this classifier, we compute two additional loss terms; a cross-entropy on real feature vectors \mathcal{L}_{CE} , and a cross entropy on synthetic feature combinations $\tilde{\mathcal{L}}_{CE}$. As mentioned above, this classifier network has two independent and identical components; one is used to classify the direction part of the label, while the other classifies the modifier part. After the pretraining stage is finished, we discard the classifier; as described in the next section, we will train a fresh classifier $G_{\theta_G}^{Test}$ from scratch for the unseen subject.

Our overall training objective \mathcal{L} is a weighted mixture of the triplet loss and these two cross-entropy terms:

$$\mathcal{L} = \mathcal{L}_{\text{TRIPLET}} + \mathcal{L}_{CE} + \tilde{\mathcal{L}}_{CE}. \quad (3)$$

3.4 Training Classifiers with Augmented Supervision

In Figure 3, we describe our proposed method of training a fresh classifier on an unseen test subject using synthetic data augmentation. For this new test subject, we collect real labeled single-gesture data $(\mathcal{X}_{dir}, \mathcal{Y}_{dir})$ and $(\mathcal{X}_{mod}, \mathcal{Y}_{mod})$. We encode these items to obtain real feature vectors \mathcal{Z}_{dir} and \mathcal{Z}_{mod} . We then obtain synthetic features and labels $(\tilde{\mathcal{Z}}_{comb}, \tilde{\mathcal{Y}}_{comb}) = \text{CombineAllPairs}((\mathcal{Z}_{dir}, \mathcal{Y}_{dir}), (\mathcal{Z}_{mod}, \mathcal{Y}_{mod}))$. Finally, we merge the real single gesture features and synthetic combination gesture features $\mathcal{Z}_{dir} \cup \mathcal{Z}_{mod} \cup \tilde{\mathcal{Z}}_{comb}$, along with their labels $\mathcal{Y}_{dir} \cup \mathcal{Y}_{mod} \cup \tilde{\mathcal{Y}}_{comb}$ into a single dataset to train a randomly initialized classifier $G_{\theta_G}^{Test}$ for this subject. As in the pretraining stage, this classifier consists of two separate, independent copies of the same model architecture in order to classify the direction and modifier parts of the label.

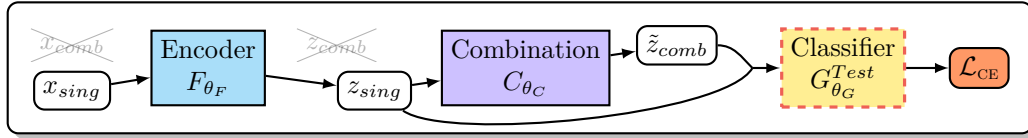


Figure 3: Partially-Supervised Calibration for Unseen Subjects. We exploit combination-homomorphism to train a fresh classifier calibration on unseen test subjects using only single gesture data x_{sing} (neither real combination gestures x_{comb} nor their features z_{comb} are available). Data x_{sing} are encoded to features z_{sing} and combined into synthetic features \tilde{z}_{comb} . These real and synthetic gestures are pooled, and a freshly initialized classifier $G_{\theta_G}^{Ttest}$ is trained on these items using \mathcal{L}_{CE} .

4 Experimental Design

In this section and Section 5, we focus measuring the effect of using synthetic combination gestures during the calibration stage of our method (Figure 3). In the Appendix, we include other experiments on the effect of hyperparameters and model design choices (Section A.2) and the effect of various model ablations (Section A.3).

4.1 Evaluation and Baselines

For each choice of model hyperparameters, we repeat model pretraining and evaluation 50 times; this includes 10-fold cross-validation and 5 random seeds. During the calibration and test phase, the encoder is frozen, as shown in Figure 3.

As described in Section 3.1, we consider three segments of our dataset; \mathcal{D}^{Pre} , \mathcal{D}^{Calib} , and \mathcal{D}^{Test} . Here, we explain how the full dataset is divided into these segments. In each cross-validation fold, the pretraining dataset \mathcal{D}^{Pre} contains data from 9 subjects; 1 of these 9 is used for early stopping based on validation performance. Data from a 10th subject is divided in a stratified 80/20 split to form the calibration and test datasets \mathcal{D}^{Calib} and \mathcal{D}^{Test} . Specifically, this 80/20 split is stratified as follows. We use the encoder to obtain real feature vectors from all of the test subject’s data $\mathcal{Z}_{dir} \cup \mathcal{Z}_{mod} \cup \mathcal{Z}_{comb}$, and divide each of these portions of data to obtain a calibration dataset and a test dataset. The calibration dataset contains features and labels from direction gestures ($\mathcal{Z}_{dir}^{Calib}$, $\mathcal{Y}_{dir}^{Calib}$), from modifier gestures ($\mathcal{Z}_{mod}^{Calib}$, $\mathcal{Y}_{mod}^{Calib}$), and from combination gestures ($\mathcal{Z}_{comb}^{Calib}$, $\mathcal{Y}_{comb}^{Calib}$). The test dataset also contains features and labels from direction gestures (\mathcal{Z}_{dir}^{Test} , \mathcal{Y}_{dir}^{Test}), from modifier gestures (\mathcal{Z}_{mod}^{Test} , \mathcal{Y}_{mod}^{Test}), and from combination gestures ($\mathcal{Z}_{comb}^{Test}$, $\mathcal{Y}_{comb}^{Test}$).

Given this split of data, we can perform our augmented training scheme as described in Sec 3.4. Augmentation is performed using `CombineAllPairs` with all real single features $\mathcal{Z}_{dir}^{Calib} \cup \mathcal{Z}_{mod}^{Calib}$ and their labels $\mathcal{Y}_{dir}^{Calib} \cup \mathcal{Y}_{mod}^{Calib}$. In summary, this model is trained using real single gesture items ($\mathcal{Z}_{dir}^{Calib}$, $\mathcal{Y}_{dir}^{Calib}$) and ($\mathcal{Z}_{mod}^{Calib}$, $\mathcal{Y}_{mod}^{Calib}$), as well as synthetic combination gesture items ($\tilde{\mathcal{Z}}_{comb}^{Calib}$, $\tilde{\mathcal{Y}}_{comb}^{Calib}$). We refer to this model as the “**augmented supervision**” model. Note that this model does not use real combination gestures ($\mathcal{Z}_{comb}^{Calib}$, $\mathcal{Y}_{comb}^{Calib}$).

To measure the effect of adding the synthetic gestures created using the combination operator, we compare this augmented supervision model against two baselines with different calibration data setups:

1. A “**partial supervision**” model, in which the calibration set only includes single-gesture items ($\mathcal{Z}_{dir}^{Calib}$, $\mathcal{Y}_{dir}^{Calib}$) and ($\mathcal{Z}_{mod}^{Calib}$, $\mathcal{Y}_{mod}^{Calib}$).
2. A “**full supervision**” model, in which the calibration set includes single-gesture items ($\mathcal{Z}_{dir}^{Calib}$, $\mathcal{Y}_{dir}^{Calib}$) and ($\mathcal{Z}_{mod}^{Calib}$, $\mathcal{Y}_{mod}^{Calib}$), as well as real combination items ($\mathcal{Z}_{comb}^{Calib}$, $\mathcal{Y}_{comb}^{Calib}$).

To ensure that our experiments can clearly show the effect of adding synthetic gesture combinations to the model calibration data, the test data is the same for all three models.

The partially-supervised baseline shows what performance we can expect if the subject demonstrates only single gestures and we naively train a classifier. It is conceivable that extrapolation from single gestures

to combinations could be trivial, in which case the partially-supervised baseline would perform well on combination gestures, despite not having examples of them in its calibration set.

The full supervision model shows how well the classifier would have performed if we required the subject to exhaustively demonstrate all possible gesture classes (despite the burden this places on the subject). The full supervision model also demonstrates the cumulative effect of other sources of error in our experiments, such as label noise in our dataset and differences in the signal characteristics between subjects that may limit unseen subject generalization.

Note that all three models (augmented supervision, partial supervision, and full supervision) use the encoder F_{θ_F} at test time to obtain features from the unseen test subject. The baseline models do not directly use the combination operator during this calibration stage; however, the combination operator’s presence during pretraining still affects the encoder’s parameters, and thus indirectly affects these baselines as well.

4.2 Metrics: Balanced Accuracy and Feature-Space Similarity

Model performance is measured using two metrics. First, we measure the performance of the final test classifier using **balanced accuracy**, which is the arithmetic mean of accuracy on each class. Balanced accuracy is used to ensure that overall performance is not affected by any issues of class imbalance. We compute balanced accuracy on the subset of 8 single gesture classes (Acc_{single}), the subset of 16 combination gesture classes (Acc_{comb}), and the full set of 24 gesture classes (Acc_{all}).

Second, we characterize the **feature-space similarity** between real and synthetic gesture combinations. Recall that we pretrain the encoder F_{θ_F} and feature combination C_{θ_C} with a contrastive loss function as shown in Figure 2 in order to achieve the commutativity property shown in Figure 1. To evaluate the quality of the learned feature space, we encode all data from the unseen test subject and use a similarity metric to check whether matching classes end up being more similar to each other than non-matching classes. We use a similarity measure based on the radial basis function (RBF) kernel.

Given a pair of feature vectors z_1, z_2 and a lengthscale δ , the RBF kernel (also called Gaussian kernel) similarity is defined as

$$K_{RBF}(z_1, z_2) = \exp(-\delta\|z_1 - z_2\|^2). \quad (4)$$

The lengthscale hyperparameter δ strongly affects the ability to detect structure using the RBF similarity metric. Using an adaptive length scale such as the median heuristic (Garreau et al., 2017) can help reveal structure within each run, but prevents the comparison of similarity values *across* runs (analogous to comparing pixel brightness values between photographs taken with different contrast levels). Therefore, we use a fixed value of $\delta = 1/128$ for all experiments. This corresponds to the expected squared L2 distance between vectors drawn from a standard Gaussian in 64 dimensions (the latent dimension of our models), which may be reasonable as a highly-simplified approximation for the typical distribution of feature vectors.

To describe the similarity between two sets of items, such as items from two classes, we compute the average RBF kernel similarity for all pairs of points. Given sets of items $\mathcal{Z}_1, \mathcal{Z}_2$, we define the set similarity metric $\text{SetSim}(\mathcal{Z}_1, \mathcal{Z}_2)$ as

$$\text{SetSim}(\mathcal{Z}_1, \mathcal{Z}_2) = \frac{1}{|\mathcal{Z}_1|} \frac{1}{|\mathcal{Z}_2|} \sum_{z_1 \sim \mathcal{Z}_1} \sum_{z_2 \sim \mathcal{Z}_2} K_{RBF}(z_1, z_2). \quad (5)$$

This definition allows us to compare two different sets of items when $\mathcal{Z}_1 \neq \mathcal{Z}_2$. To compute similarity of items in the same set when $\mathcal{Z}_1 = \mathcal{Z}_2$, we use the additional constraint that the sampled items are distinct $z_1 \neq z_2$. Note that the RBF kernel similarity takes values between 0 (for items very far apart in feature space) and 1 (for items with identical feature vectors); the set similarity SetSim takes values in the same range.

If the encoder and combination operator provide synthetic features that are a close approximation for real features, the similarity between two matching classes, such as real $\mathcal{Z}_{\text{Up\&Pinch}}$ and synthetic $\tilde{\mathcal{Z}}_{\text{Up\&Pinch}}$, should be high. Likewise, if the triplet loss successfully separates non-matching classes, then the similarity between non-matching classes, such as real $\mathcal{Z}_{\text{Up\&Pinch}}$ and synthetic $\tilde{\mathcal{Z}}_{\text{Up\&Thumb}}$, should be low.

To describe the structure of classes in feature space, we use **SetSim** to compute the entries of a symmetric 32×32 matrix M_{Sim} , whose i, j entry is the similarity between classes $\text{SetSim}(\mathcal{Z}_i, \mathcal{Z}_j)$. The first 16 classes are the real combination gestures, while the next 16 classes are the synthetic combination gestures. We also summarize several key regions of M_{Sim} . The average of the first 16 diagonal elements represents the similarity between matching real items, i.e. the compactness of these real classes. Likewise, the average of the next 16 diagonal elements represents the compactness of the synthetic classes. The average of the 16th sub-diagonal represents the similarity between real and synthetic items that were considered matching in the contrastive learning objective (such as real **Up&Pinch** and synthetic **Up&Pinch**). Finally, the average of all other below-diagonal elements represent the similarity between non-matching items.

4.3 Hyperparameters and Experiment Details

Encoder Architecture. The encoder model F_{θ_F} is implemented in PyTorch (Paszke et al., 2019). The model architecture is a 1D convolutional network with residual connections and has 105K trainable parameters. The encoder is pre-trained for 300 epochs of gradient descent using the AdamW optimizer (Loshchilov and Hutter, 2017) with default values of $\beta_1 = 0.9$ and $\beta_2 = 0.999$ and a fixed learning rate of 0.0003. The encoder’s output feature dimension K is set to 64.

Combination Operator. As mentioned in Section 3.2, we consider two functional forms for the feature combination operator C_{θ_C} . In one form, two input feature vectors are simply averaged, and there are no parameters in θ_C . In the other, C is an MLP with 17K trainable parameters.

Classifier Architecture and Algorithms. We consider two options for the classifier model $G_{\theta_G}^{Pre}$ that is used during the pretraining stage. In the “small” case, G has a single linear layer to classify direction and a single linear layer to classifier modifier, totaling 650 trainable parameters. In the “large” case, each of these components has multiple layers, totaling 34K trainable parameters.

When training a fresh classifier $G_{\theta_G}^{Test}$ for the unseen test subject, we use Random Forest implemented in Scikit-Learn (Pedregosa et al., 2011), since this is a very simple parametric model that also trains very fast. For comparison, we also show the performance of several other simple classification strategies for a subset of encoder hyperparameter settings: k-nearest neighbors (kNN), decision trees (DT), linear discriminant analysis (LDA), and logistic regression (LogR).

Hyperparameters. When performing augmented training, we first create all possible synthetic items using **CombineAllPairs**, and then we select a random $N = 500$ items for each of the 16 combination gesture classes. The same subset procedure is used when computing feature-space similarities.

In all experiments, we set the triplet margin parameter $\gamma = 1.0$. For our main experiments, we include all three loss terms. For ablation experiments, described below, we consider all subsets of loss terms.

We consider three variations of a triplet loss as described in Section 3.3. When using the “basic” triplet loss strategy, we sample $N = 3$ random triplets without replacement for each item. When using the “centroids” triplet loss strategy, we use a momentum value of $M = 0.9$ to update the centroids.

Ablation Experiments and Varying Hyperparameters. The results of our experiments with varying model hyperparameters are shown in Appendix A.2. The results of our experiments with ablated models are shown in Appendix A.3.

4.4 Gesture Combinations Dataset

EMG data during gesture formation were collected from 10 subjects (6 female, 4 male, mean age 22.6 ± 3.5 years). All protocols were conducted in conformance with the Declaration of Helsinki and were approved by the Institutional Review Board of Northeastern University (IRB number 15-10-22). All subjects provided informed written consent before participating.

Briefly, subjects were seated comfortably in front of a computer screen with arms supported on arm rest, and the right forearm resting in an arm trough. Surface electromyography (sEMG, Trigno, Delsys Inc., 99.99% Ag electrodes, 1926 Hz sampling frequency, common mode rejection ratio: > 80 dB, built-in 20–450 Hz bandpass filter) was recorded from 8 electrodes attached to the right forearm with adhesive tape. The eight electrodes were positioned with equidistant spacing around the circumference of the forearm at a four-finger-width distance (using the subject’s left hand) from the ulnar styloid. The first electrode was placed mid-line on the dorsal aspect of the forearm mid-line between the ulnar and radial styloid.

Custom software for data acquisition was developed using the LabGraph (Feng et al., 2021) Python package. A custom user interface developed instructed participants in how to perform each of 4 direction gestures and 4 modifier gestures. Subjects were then prompted with timing cues on a computer screen, instructing them to perform multiple repetitions for each of the 4+4 single gestures, and multiple repetitions of the 4 × 4 combination gestures (each combination gesture consists of one direction and one modifier simultaneously). From each gesture trial, non-overlapping windows of data were extracted to form supervised examples in the dataset; one window contains 500ms of raw sensor data at a sampling frequency of 1926Hz. After windowing trials, each subject provided a total of 584 single gesture examples (73 examples of each class) and 640 combination gesture examples (40 examples of each class). See Appendix A.1 for additional information on the dataset and collection procedure.

To help prevent overfitting, we add noise to the data during training. In each training batch, we consider each class of data present, and add freshly sampled white Gaussian noise such that the signal-to-noise (SNR) ratio of the data is roughly 20 decibels. Given the raw data items from a single class \hat{X} with dimension D , we produce noisy data X with SNR of B decibels as follows:

$$X = \hat{X} + \sigma_B \varepsilon, \quad \sigma_B = \frac{\sigma_X}{(10^{B/20})}, \quad \sigma_X = \sqrt{\mathbb{E}[(\hat{X} - \mathbb{E}[\hat{X}])^2]}, \quad \varepsilon \sim \mathcal{N}(0, I_D) \quad (6)$$

No other filtering or pre-processing steps are performed. Pre-processing may provide additional benefit to the absolute performance of a gesture recognition model, though this is orthogonal to the focus of the proposed work.

5 Results

In our experiments, we focus on examining the effect of adding augmented supervision during the calibration stage (See Figure 3). As described previously, we compare a model that receives augmented supervision, with a baseline model that receives only partial supervision (i.e. single gesture examples only) and another baseline that receives full supervision (i.e. real single and real combination gestures).

5.1 Balanced Accuracy and Confusion Matrices

Table 1: Balanced accuracy, for the 8 single gesture classes (Acc_{single}), the 16 combination gesture classes (Acc_{comb}), and all 24 classes (Acc_{all}). Entries show mean and standard deviation across 50 trials (10 data splits and 5 random seeds). The proposed augmented training scheme greatly increases overall model accuracy by trading a modest reduction in performance on single gestures for a large increase in performance on combination gestures. See Section 4.1 for baseline model details.

Model	Acc_{single}	Acc_{comb}	Acc_{all}
Partial Supervision	0.90 ± 0.05	0.01 ± 0.01	0.31 ± 0.02
Full Supervision	0.80 ± 0.07	0.58 ± 0.09	0.65 ± 0.07
Augmented Supervision	0.77 ± 0.11	0.32 ± 0.08	0.47 ± 0.06

Balanced Accuracy. In Table 1, we compare the balanced accuracy of the proposed augmented training scheme to the partially-supervised and fully-supervised baseline methods. This table shows results for a single choice of hyperparameters that gave the highest overall accuracy and a good balance between performance

on single gestures and combination gestures. For data shown here, the auxiliary classifier during pretraining was the “small” single-layer architecture; the combination operator was an MLP, and the “basic” triplet loss was used; results from all hyperparameters are shown in the Appendix in Table 2. The encoder F_{θ_F} and combination operator C_{θ_C} were pretrained as described in Section 3.3, and then a fresh classifier $G_{\theta_G}^{Test}$ was trained using different forms of supervision on the unseen test subject. In the augmented supervision case (bold row), the classifier was trained as in Section 3.4; the partially-supervised and fully-supervised baselines were trained as in Section 4.1.

Comparing the performance of the partially-supervised baseline to the augmented supervision model, we observe that adding synthetic combination gestures leads to a dramatic improvement of about 16% overall classification performance on the unseen test subject. The overall gain is achieved by trading a small decrease in performance on the single gesture classes for a relatively larger increase in performance on the combination gesture classes. The resulting model achieves performance much better than random chance on all classes, whereas the partial supervision model achieves essentially zero percent accuracy on its unseen combination gesture classes. Recall that all three models (augmented supervision, partial supervision, and full supervision) use the same parallel approach to classification; for a given gesture, one model classifies the direction component, and another independent model classifies the modifier component. If extrapolating to gesture combinations was trivial, then the partial supervision model would have enough information to predict combination gestures, since it has already seen all the individual gesture components. The fact that this partial supervision is *not* enough demonstrates that gestures compose in a highly non-trivial manner. The fact that gestures compose in a non-trivial manner is not surprising from a biological perspective (Scott and Kalaska, 1997; Liu et al., 2014); for example, the set of muscle activations required to form a Pinch gesture are different in a neutral wrist angle, than while simultaneously performing an Up or Down gesture.

Confusion Matrices. Figure 4 presents the performance of the same three models in the form of confusion matrices. Here, the striking gain of performance on the combination gesture classes can be seen more clearly, as well several noteworthy patterns of errors. The dotted lines show the boundary between the single gesture classes, the combination gesture classes, and a (NoDir, NoMod) class. Items in the bottom-left region of a plot are combination gestures that were incorrectly classified as single gestures.

Figure 4(a) shows the performance of the partial supervision model. This model performs well on the 8 single gesture classes on the diagonal; however, almost none of the combination gesture classes are correctly classified. Instead, one of the two components is often classified as NoDir/NoMod resulting in an entry in the lower-left region of the matrix, or both components are classified as NoDir/NoMod, resulting in a prediction in the right-most column. As an example, this shows that seeing single gesture training data for (Down, NoMod) does not prepare the model to understand the direction component of a (Down, Pinch) gesture. This partially-supervised model often correctly identifies the direction component, but predicts that the modifier component is unlike its training data and belongs in the NoMod class.

Figure 4(b) shows the performance of the full supervision model, which achieves strong performance on all classes. Even in this fully supervised case, the strongest pattern of errors appears when the model sees a real combination gesture, and successfully identifies the direction component, but fails to identify the modifier component.

Finally, Figure 4(c) shows the performance of our proposed model trained with augmented supervision. There is a striking gain of performance on the combination gesture classes, with individual classes gaining between 9% and 55% balanced accuracy. This improvement is visible as the appearance of a strong diagonal line in the lower right region on the confusion matrix.

5.2 Latent Feature-Space Similarity

The core idea behind our approach is that we can extrapolate to unseen gesture combinations by using a contrastive objective to ensure that synthetic combination gestures are placed appropriately in feature space during training. In Section 5.1, we examined how using these synthetic combination gestures as training data during the calibration stage affects the performance of a classifier. Here, we directly examine whether the

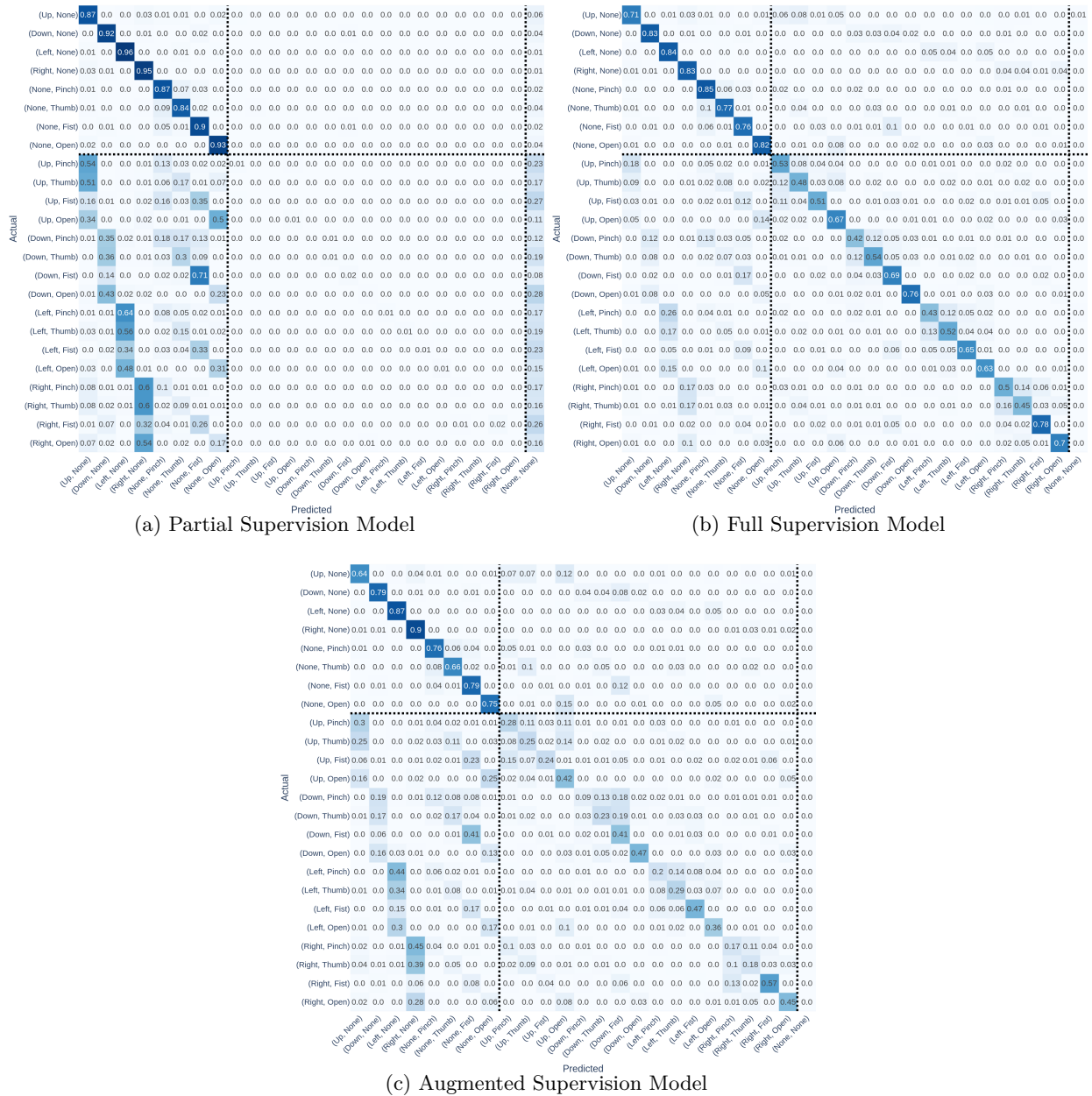


Figure 4: Confusion matrices corresponding to Table 1. The entry at row i column j shows the fraction of items known to belong to class i that were predicted to belong to class j . (a) Model calibration performed using partial supervision (only single gesture examples). (b) Model calibration performed using full supervision (real single and combination gesture examples). (c) Model calibration performed using proposed method of augmented supervision. Dotted lines show the boundary between the 8 single gesture classes, the 16 combination gesture classes, and the 1 class for outliers. Whereas the partial supervision model achieves nearly zero performance on combination gestures, the augmented supervision model shows strong performance improvement for combination gestures.

contrastive learning procedure results in synthetic items being similar to matching real items and dissimilar from non-matching items.

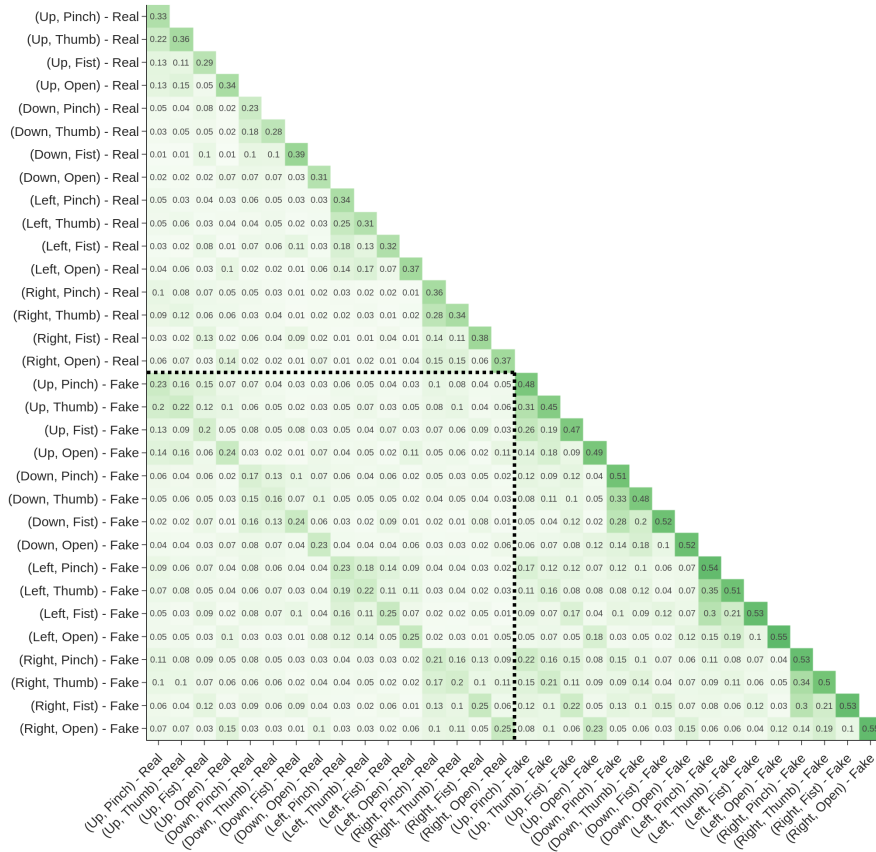


Figure 5: Feature-space similarity between real and synthetic (“fake”) combination gestures. We show the lower-triangular portion of the symmetric matrix M_{Sim} as described in Section 4.2. The entry at row i column j shows average RBF kernel similarity between items of class i and class j (with values ranging in $(0, 1]$). Dotted lines separate the real and synthetic classes. Similarity matrix was averaged across 50 independent runs. The main diagonal and 16th subdiagonal are clearly visible, indicating that items with matching label are more similar than items with non-matching label.

Figure 5 shows the similarity matrix M_{Sim} as defined in Section 4.2. Using the same model whose results are shown in Table 1 and Figure 4, we extract the features of all items from the unseen test subject, and construct 500 synthetic combination gestures per class. We compare each pair of classes using the set similarity metric **SetSim**, and fill in the entries of the similarity matrix M_{Sim} as described in Section 4.2. Finally, this matrix is averaged across 50 independent re-runs of the training procedure (comprising 10 data splits and 5 random seeds).

In the upper-left triangle, we see the similarity between pairs of real gesture classes. The strongest entries are on the diagonal, indicating that items are more similar to other items of the same class than to items from non-matching classes. The entries in the 1st, 2nd, and 3rd sub-diagonal show that items with the same direction component but different modifier component are also sometimes similar.

In the lower-right triangle, we see the similarity between pairs of synthetic gesture classes. The diagonal elements are again the strongest, showing that classes are relatively compact and well-separated. The range of values in the lower-right region (both diagonal and off-diagonal) is higher than values in the upper-left region; this may indicate that the synthetic combination items are more compact overall (increasing all similarity values). Since the combination operator here was an MLP, it is not necessary for synthetic items to be closer to each other than real items; however, it is possible that this structure arose during pretraining. In

particular, it is possible that the combination operator learns to place synthetic gestures close to the mean of the corresponding class, since this would lead to a better triplet loss on average.

In the bottom-left square region, we see the comparison between real and synthetic items. The diagonal is clearly visible, indicating that items with exactly matching label are most similar to each other, as desired. There is also a noteworthy block-diagonal pattern, indicating of similarity between items whose direction label matches, but whose modifier label does not match. For items whose label is totally non-matching, we see very low similarity values.

6 Discussion

6.1 Summary

We study the problem of gesture recognition from EMG, with the goal of maximizing expressiveness while minimizing the calibration time required for an unseen test subject. Typical approaches to modeling biosignals require new subjects to perform burdensome calibration sessions and exhaustively demonstrate all regions of input space, due to the large differences in signal characteristics between individuals. This exhaustive calibration scales with the number of classes and results in a large up-front time cost.

We construct a large gesture vocabulary as the product of two smaller sets; subjects may perform a single gesture or a combination gesture. For an unseen test subject, we collect only examples of single gestures, and use these to create synthetic combination gestures; then we can train a classifier model with partial supervision plus augmentation. To make useful synthetic data, we use pre-train an EMG encoder and combination operator using contrastive learning and auxiliary cross-entropy objectives.

We evaluate the proposed method on a supervised EMG dataset of single and combination gestures. We conduct extensive computational experiments comparing the proposed method against two baselines; a partially-supervised model in which the unseen subject’s classifier is trained using real single gestures with no augmentation, and a fully-supervised in which the unseen subject’s classifier is provided real supervision for both single and combination gesture classes. The full supervision model represents the maximal performance that we could achieve on a particular unseen test subject using a particular encoder, if we did not attempt to reduce time spent collecting calibration data; the partial supervision model represents the performance decrease we would naively suffer by collecting only single gesture examples from the unseen subject.

We measure model performance using balanced accuracy on single gestures, combination gestures, and all gestures together. To evaluate the structure of the learned feature space, we also use a set-similarity metric based on an RBF kernel to measure the similarity between matching and non-matching items.

6.2 Key takeaways

We find that the proposed method provides a striking increase in the classification of combination gestures. This increase comes at the cost of a small decrease in single gesture classification performance, but the overall effect is a large net gain in performance. The feature-space similarity metrics we compute show that the pre-trained encoder is able to produce classes that are well-clustered, well-separated, and highly similar to the corresponding real classes.

6.3 Limitations and Future Work

There are several sources of error that limit the generalization performance of our method in the current study. As mentioned, an unseen test subject may differ from training subjects due to measurement noise, differences in signal characteristics, or differences in motor behavior. The dataset also contains label noise, since labels are applied based on a visual task instruction, but subjects may perform the wrong gesture or with inaccurate timing. Furthermore, the proposed contrastive learning approach forces the model to adjust the structure of its feature space; it is conceivable that this could impede the ability to train a classifier on the unseen subject (or that the effect of the auxiliary cross-entropy loss terms during pretraining was not sufficiently strong). There are other types of modeling changes that could help increase absolute performance

for the full supervision, such as feature engineering and neural architecture search; these techniques are orthogonal to the proposed strategy for augmented supervision. Future experiments using ground-truth labels of hand position may further improve the absolute performance of our method by reducing label noise.

One of the key design considerations of our method is the structure of the combination operator. In our main experiments, we considered a class-conditioned MLP. Providing additional information to the combination operator may be an avenue for future innovation, such as summary statistics that describe the feature-space structure of the test subject’s gestures.

For the purpose of clearly measuring the effect of the proposed method, we used a simple downstream classification strategy. The relative changes in accuracy that we observe in our experiments clearly demonstrate the benefit of the proposed method. Further performance gains could be achieved by using more sophisticated downstream classification methods and other transfer learning techniques such as model ensembling or regularized pre-training. The time required for demonstrating examples could also be further reduced by using active or continual learning techniques to reduce the number of examples provided for each gesture class.

Broader Impact Statement

Gesture recognition from EMG may increase the ability to interact expressively with computer systems, but the failure modes of these models may not be well-defined. Thus, gesture recognition systems should be used with care in sensitive production environments.

Some research has been done in the area of biometrics and de-anonymizing EMG and related biosignals. Extracting a subject’s identity from anonymized recordings of biosignals is only possible if a reference dataset is available from that individual. If a reference signal for a certain person is available, and if they use a gesture recognition system with an expectation of anonymity, then the possibility that they may be identified from their anonymized data may lead to a violation of privacy.

Acknowledgments

Funding for this research was provided by Meta Reality Labs Research.

References

- Takayuki Hoshino, Suguru Kanoga, Masashi Tsubaki, and Atsushi Aoyama. Comparing subject-to-subject transfer learning methods in surface electromyogram-based motion recognition with shallow and deep classifiers. *Neurocomputing*, 489:599–612, 2022.
- Jordan J Bird, Jhonatan Kobylarz, Diego R Faria, Anikó Ekárt, and Eduardo P Ribeiro. Cross-domain MLP and CNN transfer learning for biological signal processing: EEG and EMG. *IEEE Access*, 8:54789–54801, 2020.
- Zhipeng Yu, Jianghai Zhao, Yucheng Wang, Linglong He, and Shaonan Wang. Surface EMG-based instantaneous hand gesture recognition using convolutional neural network with the transfer learning method. *Sensors*, 21(7):2540, 2021.
- Ali-Akbar Samadani and Dana Kulic. Hand gesture recognition based on surface electromyography. In *2014 36th Annual International Conference of the IEEE Engineering in Medicine and Biology Society*, pages 4196–4199. IEEE, 2014.
- Nianfeng Wang, Kunyi Lao, and Xianmin Zhang. Design and myoelectric control of an anthropomorphic prosthetic hand. *Journal of Bionic Engineering*, 14(1):47–59, 2017.
- Andrea Sarasola-Sanz, Nerea Irastorza-Landa, Eduardo López-Larraz, Carlos Bibián, Florian Helmhold, Doris Broetz, Niels Birbaumer, and Ander Ramos-Murguialday. A hybrid brain-machine interface based on EEG and EMG activity for the motor rehabilitation of stroke patients. In *2017 International conference on rehabilitation robotics (ICORR)*, pages 895–900. IEEE, 2017.

-
- Rakesh Pilkar, Mathew Yarossi, and Karen J Nolan. EMG of the tibialis anterior demonstrates a training effect after utilization of a foot drop stimulator. *NeuroRehabilitation*, 35(2):299–305, 2014.
- Yunus Bicer, Niklas Smedemark-Margulies, Basak Celik, Elifnur Sunger, Ryan Orendorff, Stephanie Naufel, Tales Imbiriba, Deniz Erdogmus, Eugene Tunik, and Mathew Yarossi. User Training with Error Augmentation for Electromyogram-based Gesture Classification. *arXiv preprint arxiv:2309.07289*, 2023.
- Masairo Yoshikawa, Masahiko Mikawa, and Kazuyo Tanaka. Hand pose estimation using EMG signals. In *2007 29th Annual International Conference of the IEEE Engineering in Medicine and Biology Society*, pages 4830–4833. IEEE, 2007.
- Fernando Quivira, Toshiaki Koike-Akino, Ye Wang, and Deniz Erdogmus. Translating sEMG signals to continuous hand poses using recurrent neural networks. In *2018 IEEE EMBS International Conference on Biomedical & Health Informatics (BHI)*, pages 166–169. IEEE, 2018.
- Yilin Liu, Shijia Zhang, and Mahanth Gowda. NeuroPose: 3D hand pose tracking using EMG wearables. In *Proceedings of the Web Conference 2021*, pages 1471–1482, 2021.
- Purushothaman Geethanjali. Myoelectric control of prosthetic hands: state-of-the-art review. *Medical Devices: Evidence and Research*, pages 247–255, 2016.
- Mais Yasen and Shaidah Jusoh. A systematic review on hand gesture recognition techniques, challenges and applications. *PeerJ Computer Science*, 5:e218, 2019.
- Andrés Jaramillo-Yáñez, Marco E Benalcázar, and Elisa Mena-Maldonado. Real-time hand gesture recognition using surface electromyography and machine learning: A systematic literature review. *Sensors*, 20(9):2467, 2020.
- Wei Li, Ping Shi, and Hongliu Yu. Gesture recognition using surface electromyography and deep learning for prostheses hand: state-of-the-art, challenges, and future. *Frontiers in neuroscience*, 15:621885, 2021.
- Nurhazimah Nazmi, Mohd Azizi Abdul Rahman, Shin-Ichiroh Yamamoto, Siti Anom Ahmad, Hairi Zamzuri, and Saiful Amri Mazlan. A review of classification techniques of EMG signals during isotonic and isometric contractions. *Sensors*, 16(8):1304, 2016.
- Angkoon Phinyomark, Pornchai Phukpattaranont, and Chusak Limsakul. Feature reduction and selection for EMG signal classification. *Expert systems with applications*, 39(8):7420–7431, 2012.
- Angkoon Phinyomark, Rami N. Khushaba, and Erik Scheme. Feature extraction and selection for myoelectric control based on wearable EMG sensors. *Sensors*, 18(5):1615, 2018.
- Aaron J Young, Lauren H Smith, Elliott J Rouse, and Levi J Hargrove. Classification of simultaneous movements using surface EMG pattern recognition. *IEEE Transactions on Biomedical Engineering*, 60(5):1250–1258, 2012.
- Janne M Hahne, Meike A Schweisfurth, Mario Koppe, and Dario Farina. Simultaneous control of multiple functions of bionic hand prostheses: Performance and robustness in end users. *Science Robotics*, 3(19):eaat3630, 2018.
- Adrian Stoica, Chris Assad, Michael Wolf, Ki Sung You, Marco Pavone, Terry Huntsberger, and Yumi Iwashita. Using arm and hand gestures to command robots during stealth operations. In *Multisensor, multisource information fusion: architectures, algorithms, and applications 2012*, volume 8407, pages 138–146. SPIE, 2012.
- Francesca Leone, Cosimo Gentile, Anna Lisa Ciancio, Emanuele Gruppioni, Angelo Davalli, Rinaldo Sacchetti, Eugenio Guglielmelli, and Loredana Zollo. Simultaneous sEMG classification of hand/wrist gestures and forces. *Frontiers in neurorobotics*, 13:42, 2019.

-
- Niklas Smedemark-Margulies, Yunus Bicer, Elifnur Sunger, Stephanie Naufel, Tales Imbiriba, Eugene Tunik, Deniz Erdogmus, and Mathew Yarossi. A Multi-label Classification Approach to Increase Expressivity of EMG-based Gesture Recognition. *arXiv preprint arxiv:2309.12217*, 2023.
- Yves Grandvalet and Yoshua Bengio. Semi-supervised learning by entropy minimization. *Advances in neural information processing systems*, 17, 2004.
- Dong-Hyun Lee et al. Pseudo-label: The simple and efficient semi-supervised learning method for deep neural networks. In *Workshop on challenges in representation learning, ICML*. Atlanta, 2013.
- Kihyuk Sohn, David Berthelot, Nicholas Carlini, Zizhao Zhang, Han Zhang, Colin A Raffel, Ekin Dogus Cubuk, Alexey Kurakin, and Chun-Liang Li. Fixmatch: Simplifying semi-supervised learning with consistency and confidence. *Advances in neural information processing systems*, 33:596–608, 2020.
- Lilian Weng. Self-Supervised Representation Learning. *lilianweng.github.io*, 2019. URL <https://lilianweng.github.io/posts/2019-11-10-self-supervised/>.
- Yassine Ouali, Céline Hudelot, and Myriam Tami. An overview of deep semi-supervised learning. *arXiv preprint arXiv:2006.05278*, 2020.
- Florian Schroff, Dmitry Kalenichenko, and James Philbin. Facenet: A unified embedding for face recognition and clustering. In *Proceedings of the IEEE conference on computer vision and pattern recognition*, pages 815–823, 2015.
- Prannay Khosla, Piotr Teterwak, Chen Wang, Aaron Sarna, Yonglong Tian, Phillip Isola, Aaron Maschiot, Ce Liu, and Dilip Krishnan. Supervised contrastive learning. *Advances in neural information processing systems*, 33:18661–18673, 2020.
- Ting Chen, Simon Kornblith, Mohammad Norouzi, and Geoffrey Hinton. A simple framework for contrastive learning of visual representations. In *International conference on machine learning*, pages 1597–1607. PMLR, 2020.
- Jean-Bastien Grill, Florian Strub, Florent Alché, Corentin Tallec, Pierre Richemond, Elena Buchatskaya, Carl Doersch, Bernardo Avila Pires, Zhaohan Guo, Mohammad Gheshlaghi Azar, et al. Bootstrap your own latent—a new approach to self-supervised learning. *Advances in neural information processing systems*, 33:21271–21284, 2020.
- Lilian Weng. Contrastive Representation Learning. *lilianweng.github.io*, May 2021. URL <https://lilianweng.github.io/posts/2021-05-31-contrastive/>.
- Ashish Jaiswal, Ashwin Ramesh Babu, Mohammad Zaki Zadeh, Debapriya Banerjee, and Fillia Makedon. A survey on contrastive self-supervised learning. *Technologies*, 9(1):2, 2020.
- Yaqing Wang, Quanming Yao, James T Kwok, and Lionel M Ni. Generalizing from a few examples: A survey on few-shot learning. *ACM computing surveys (csur)*, 53(3):1–34, 2020.
- Niklas Smedemark-Margulies, Ye Wang, Toshiaki Koike-Akino, and Deniz Erdogmus. AutoTransfer: Subject transfer learning with censored representations on biosignals data. In *2022 44th Annual International Conference of the IEEE Engineering in Medicine & Biology Society (EMBC)*, pages 3159–3165. IEEE, 2022.
- Pedro Luiz Coelho Rodrigues, Christian Jutten, and Marco Congedo. Riemannian procrustes analysis: Transfer learning for brain–computer interfaces. *IEEE Transactions on Biomedical Engineering*, 66(8): 2390–2401, 2018.
- Osman Berke Guney and Huseyin Ozkan. Transfer learning of an ensemble of DNNs for SSVEP BCI spellers without user-specific training. *Journal of Neural Engineering*, 20(1):016013, 2023.
- Zitong Wan, Rui Yang, Mengjie Huang, Nianyin Zeng, and Xiaohui Liu. A review on transfer learning in EEG signal analysis. *Neurocomputing*, 421:1–14, 2021.

-
- Di Wu, Jie Yang, and Mohamad Sawan. Transfer Learning on Electromyography (EMG) Tasks: Approaches and Beyond. *IEEE Transactions on Neural Systems and Rehabilitation Engineering*, 2023.
- Iliá Nikolaevich Bronshtein and Konstantin A Semendyayev. *Handbook of mathematics*. Springer Science & Business Media, 2013.
- Damien Garreau, Wittawat Jitkrittum, and Motonobu Kanagawa. Large sample analysis of the median heuristic. *arXiv preprint arXiv:1707.07269*, 2017.
- Adam Paszke, Sam Gross, Francisco Massa, Adam Lerer, James Bradbury, Gregory Chanan, Trevor Killeen, Zeming Lin, Natalia Gimelshein, Luca Antiga, et al. Pytorch: An imperative style, high-performance deep learning library. *Advances in neural information processing systems*, 32, 2019.
- Ilya Loshchilov and Frank Hutter. Decoupled weight decay regularization. *arXiv preprint arXiv:1711.05101*, 2017.
- F. Pedregosa, G. Varoquaux, A. Gramfort, V. Michel, B. Thirion, O. Grisel, M. Blondel, P. Prettenhofer, R. Weiss, V. Dubourg, J. Vanderplas, A. Passos, D. Cournapeau, M. Brucher, M. Perrot, and E. Duchesnay. Scikit-learn: Machine Learning in Python. *Journal of Machine Learning Research*, 12:2825–2830, 2011.
- Jimmy Feng, Pradeep Damodara, George Gensure, Ryan Catoen, and Allen Yin. LabGraph. <https://github.com/facebookresearch/labgraph>, 2021.
- Stephen H Scott and John F Kalaska. Reaching movements with similar hand paths but different arm orientations. I. Activity of individual cells in motor cortex. *Journal of neurophysiology*, 77(2):826–852, 1997.
- Jianwei Liu, Dingguo Zhang, Xinjun Sheng, and Xiangyang Zhu. Quantification and solutions of arm movements effect on sEMG pattern recognition. *Biomedical Signal Processing and Control*, 13:189–197, 2014.

A Appendix

In Section A.1, we give additional details on the paradigm used when collecting our dataset. In Section A.2, we conduct hyperparameter search experiments in which we vary model architecture, try a learned and a fixed feature combination operator, and vary the contrastive loss function. These experiments show that the proposed method is robust to these choices. The primary effect of varying these hyperparameters is to change the trade-off between performance on single and combination gestures; however the proposed augmented supervision method yields a large overall benefit in all cases. In Section A.3, we conduct ablation experiments to check the importance of each term in our pre-training objective, as well as the effect of adding noise to the raw input data during pre-training. We find that all three terms in our loss function are necessary to achieve maximal performance, and that the chosen level of input noise yields the best performance.

A.1 Dataset Details

Our supervised dataset of single and combination gestures was obtained by recording surface EMG while subjects performed gestures according to visual cues. EMG was recorded from 8 electrodes (Trigno, Delsys Inc., 99.99% Ag electrodes, 1926 Hz sampling frequency, common mode rejection ratio: > 80 dB, built-in 20 – 450 Hz bandpass filter), spaced uniformly around the mid forearm as shown in Figure 6.

Subjects followed visual prompts to perform each gesture, as shown in Figure 7. The experimental paradigm consisted of 6 blocks.

In the first block, subjects were shown the UI in Figure 7a and performed single gesture trials. Each single gesture trial consisted of 3s of preparation time (indicated by a yellow screen border), followed by 2s of active time holding the gesture (green screen border), and finally 3s of rest time (red screen border). From each single gesture trial, we extracted a single 500ms window of data centered within the active period.



Figure 6: Surface EMG Recording setup. Electrodes were placed on the mid-forearm of the subject starting from mid-line on the dorsal aspect and continuing towards the thumb.

In the next five blocks, subjects were shown the UI in Figure 7b and performed combination gesture trials. Each combination gesture trial consisted of 2s of preparation time (yellow screen border), followed by 8s of active time (green screen border), and 2s of rest time (red screen border). The structure of each combination gesture trial was defined by two horizontal line segments. One segment (the “held” gesture) spanned the full 8s of active time, while the other (the “pulsed” gesture) was present for 4 intervals (alternating between a 1s interval, and a 0.5s interval). The vertical gray cursor gradually moved from left-to-right during the trial; subjects were instructed to follow the cursor and perform gestures as the cursor intersected with the horizontal line segments. In some trials, one of the horizontal lines was omitted; in this case, a single gesture was held for 8s, or a single gesture was pulsed 4 times.

From each combination gesture trial, we extracted 500ms windows of data as follows. Consider the arrangement of the line segments as shown in Figure 7b; there are 9 intervals of interest during the active period (5 intervals when only the held gesture is active, and 4 intervals when both gestures are active). We extracted a window of data centered in each interval, with labels decided as follows:

- In trials that contained a held gesture and a pulsed gesture (the majority of trials), we extracted 5 single-gesture windows, and 4 combination gesture windows.
- In trials that contained only a held gesture, we extracted 9 single gesture windows.
- In trials that contained only a pulsed gesture, we extracted 4 single gesture windows.

Single gesture data from all blocks was pooled, giving a total of 584 single gesture example per subject (73 examples for each of the 8 single gesture classes). Likewise, combination gesture from all blocks was pooled, giving a total of 640 combination gesture examples per subject (40 examples for each of the 16 combination gesture classes). When constructing data splits during model training and evaluation, we used a stratified split as described in Section 4.1.

A.2 Varying Hyperparameters

A.2.1 Effect on balanced accuracy

In the previous sections, we showed results using a particular model setup. However, as described in Section 4.3, we also experimented with varying several hyperparameters in our model. Table 2 shows the effect of varying model hyperparameters on the performance of the proposed augmented training scheme as well as the partially- and fully-supervised baseline models. The bold row indicates the model hyperparameters used in Table 1 and Figure 4.

The performance of the baseline models is relatively constant across these hyperparameters. Although the baseline models do not make use of the combination operator directly when during the calibration stage with the unseen test subject, the hyperparameters included here influence how the encoder F_{θ_F} is trained, and therefore may have an effect on the baselines. The partially-supervised model’s constant performance indicates that, despite changes in the pretraining procedure, extrapolating from single gestures to combination gestures remains challenging. The fully-supervised model’s constant performance indicates that the feature space continues to be amenable to training a fresh classifier for the unseen subject.

Examining the performance of the model with augmented supervision, there is a clear trade-off between performance on single gestures and performance on combination gestures. The choice of architecture for the




Figure 7: User interface (UI) shown to subjects during supervised data collection. (a): UI during a single gesture trial. The screen border was yellow for 3s of preparation, then green for 2s of active time, then red for 3s of rest time. (b): UI during a combination gesture trial. The gray vertical cursor scrolled from left to right; when it intersected a horizontal line segment, the subject performed that gesture. The screen border color also indicated when the subject should be active (yellow for 2s of preparation, then green for 8s of activity during the trial, then red for 2 of rest).

auxiliary classifier $G_{\theta_G}^{Pre}$ and the choice of feature combination operator C_{θ_C} affect this trade-off strongly, while the loss function type has relatively less effect on performance. In all cases, however, the overall accuracy of the augmented model is much greater than the partial supervision model.

A.2.2 Effect on Feature-Space Similarity

In Table 3, we show how changing model hyperparameters affects the structure of the learned feature space, as measured using the similarity matrix M_{Sim} . As described in Section 4.2, we perform pretraining, then extract features of real and synthetic gesture combinations for an unseen test subject, analyze their structure by constructing M_{Sim} .

In order to show key information from this large matrix for many scenarios, we summarize M_{Sim} with four key values of interest:

- within-class similarity for real combination gestures ($\text{SetSim}(\mathcal{Z}_{comb}, \mathcal{Z}_{comb})$),

Table 2: Effect of varying model hyperparameters on balanced accuracy, for the 8 single gesture classes (Acc_{single}), the 16 combination gesture classes (Acc_{comb}), and all 24 classes (Acc_{all}). Augmented supervision; classifier for unseen subject trained according to Section 3.4. Partial Supervision and Full Supervision; baseline models described in Section 4.1. $G_{\theta_G}^{Pre}$ type; structure of auxiliary classifier used during pretraining. C_{θ_C} type; structure of combination operator. Triplet type; loss function for pretraining. See Section 4.3 for details on hyperparameter values. All models used random forest algorithm for unseen test subject. Entries show the mean and standard deviation across 50 independent trials. Bold row represents model shown in Table 1 and Figure 4.

Hyperparameters			Augmented Supervision			Partial Supervision			Full Supervision		
$G_{\theta_G}^{Pre}$ type	C_{θ_C} type	Triplet type	Acc_{single}	Acc_{comb}	Acc_{all}	Acc_{single}	Acc_{comb}	Acc_{all}	Acc_{single}	Acc_{comb}	Acc_{all}
large	avg	basic	0.69 ± 0.15	0.30 ± 0.06	0.43 ± 0.06	0.89 ± 0.06	0.01 ± 0.01	0.30 ± 0.02	0.79 ± 0.08	0.57 ± 0.10	0.65 ± 0.09
large	avg	centroids	0.68 ± 0.13	0.30 ± 0.05	0.43 ± 0.05	0.89 ± 0.06	0.01 ± 0.01	0.30 ± 0.02	0.77 ± 0.08	0.56 ± 0.08	0.63 ± 0.08
large	avg	hard	0.68 ± 0.14	0.31 ± 0.07	0.44 ± 0.06	0.89 ± 0.06	0.00 ± 0.01	0.30 ± 0.02	0.77 ± 0.07	0.56 ± 0.10	0.63 ± 0.08
large	mlp	basic	0.85 ± 0.08	0.22 ± 0.06	0.43 ± 0.05	0.90 ± 0.05	0.01 ± 0.01	0.31 ± 0.02	0.79 ± 0.07	0.58 ± 0.10	0.65 ± 0.08
large	mlp	centroids	0.71 ± 0.13	0.28 ± 0.06	0.42 ± 0.04	0.90 ± 0.05	0.01 ± 0.01	0.31 ± 0.02	0.79 ± 0.07	0.56 ± 0.08	0.64 ± 0.07
large	mlp	hard	0.84 ± 0.06	0.21 ± 0.06	0.42 ± 0.04	0.88 ± 0.04	0.01 ± 0.01	0.30 ± 0.02	0.77 ± 0.06	0.54 ± 0.08	0.62 ± 0.07
small	avg	basic	0.67 ± 0.14	0.38 ± 0.07	0.47 ± 0.05	0.90 ± 0.04	0.01 ± 0.01	0.31 ± 0.02	0.80 ± 0.06	0.59 ± 0.09	0.66 ± 0.08
small	avg	centroids	0.65 ± 0.13	0.35 ± 0.05	0.45 ± 0.05	0.90 ± 0.05	0.01 ± 0.01	0.30 ± 0.02	0.79 ± 0.06	0.55 ± 0.10	0.63 ± 0.08
small	avg	hard	0.68 ± 0.15	0.33 ± 0.07	0.45 ± 0.07	0.89 ± 0.06	0.01 ± 0.01	0.30 ± 0.02	0.79 ± 0.07	0.57 ± 0.09	0.65 ± 0.07
small	mlp	basic	0.77 ± 0.11	0.32 ± 0.08	0.47 ± 0.06	0.90 ± 0.05	0.01 ± 0.01	0.31 ± 0.02	0.80 ± 0.07	0.58 ± 0.09	0.65 ± 0.07
small	mlp	centroids	0.71 ± 0.13	0.33 ± 0.06	0.46 ± 0.05	0.90 ± 0.05	0.01 ± 0.01	0.31 ± 0.02	0.80 ± 0.06	0.54 ± 0.09	0.63 ± 0.08
small	mlp	hard	0.84 ± 0.08	0.25 ± 0.07	0.44 ± 0.05	0.90 ± 0.06	0.01 ± 0.01	0.31 ± 0.02	0.79 ± 0.08	0.58 ± 0.09	0.65 ± 0.07

Table 3: Effect of varying model hyperparameters on feature-space similarity of combination gestures. See Section 4.2 for description of similarity metrics. $G_{\theta_G}^{Pre}$ type; structure of auxiliary classifier used during pretraining. C_{θ_C} type; structure of combination operator. Triplet type; loss function for pretraining. $\text{SetSim}(\mathcal{Z}_{comb}, \mathcal{Z}_{comb})$; average similarity between real items of same class (first 16 diagonal elements of M_{Sim}). $\text{SetSim}(\tilde{\mathcal{Z}}_{comb}, \tilde{\mathcal{Z}}_{comb})$; average similarity between synthetic items of same class (last 16 diagonal elements of M_{Sim}). $\text{SetSim}(\mathcal{Z}_{comb}, \tilde{\mathcal{Z}}_{comb})$; average similarity between real and synthetic items of matching label (16th sub-diagonal elements of M_{Sim}). $\text{SetSim}(\mathcal{Z}_{comb}, \mathcal{Z}'_{comb})$; average similarity between items of non-matching label (all other below-diagonal elements of M_{Sim} ; note this includes real and synthetic items). Entries show the mean and standard deviation across 50 independent trials. Bold row represents model shown in Table 1 and Figure 4.

$G_{\theta_G}^{Pre}$ type	C_{θ_C} type	Triplet type	$\text{SetSim}(\mathcal{Z}_{comb}, \mathcal{Z}_{comb})$	$\text{SetSim}(\tilde{\mathcal{Z}}_{comb}, \tilde{\mathcal{Z}}_{comb})$	$\text{SetSim}(\mathcal{Z}_{comb}, \tilde{\mathcal{Z}}_{comb})$	$\text{SetSim}(\mathcal{Z}_{comb}, \mathcal{Z}'_{comb})$
large	avg	basic	0.88 ± 0.03	0.95 ± 0.01	0.86 ± 0.02	0.71 ± 0.02
large	avg	centroids	0.12 ± 0.17	0.20 ± 0.23	0.06 ± 0.14	0.02 ± 0.06
large	avg	hard	0.92 ± 0.06	0.96 ± 0.03	0.91 ± 0.06	0.82 ± 0.13
large	mlp	basic	0.71 ± 0.08	0.82 ± 0.05	0.62 ± 0.08	0.38 ± 0.09
large	mlp	centroids	0.10 ± 0.12	0.17 ± 0.16	0.03 ± 0.10	0.01 ± 0.05
large	mlp	hard	0.83 ± 0.07	0.89 ± 0.04	0.77 ± 0.07	0.59 ± 0.13
small	avg	basic	0.36 ± 0.14	0.56 ± 0.13	0.27 ± 0.12	0.10 ± 0.07
small	avg	centroids	0.19 ± 0.15	0.35 ± 0.21	0.13 ± 0.14	0.04 ± 0.06
small	avg	hard	0.64 ± 0.13	0.79 ± 0.10	0.58 ± 0.15	0.34 ± 0.15
small	mlp	basic	0.33 ± 0.14	0.51 ± 0.14	0.22 ± 0.12	0.07 ± 0.07
small	mlp	centroids	0.17 ± 0.15	0.31 ± 0.19	0.10 ± 0.11	0.03 ± 0.05
small	mlp	hard	0.60 ± 0.15	0.74 ± 0.10	0.49 ± 0.16	0.28 ± 0.18

- within-class similarity for synthetic combination gestures ($\text{SetSim}(\tilde{\mathcal{Z}}_{comb}, \tilde{\mathcal{Z}}_{comb})$),
- similarity between matching real and synthetic combinations ($\text{SetSim}(\mathcal{Z}_{comb}, \tilde{\mathcal{Z}}_{comb})$), and
- similarity between combinations with non-matching labels ($\text{SetSim}(\mathcal{Z}_{comb}, \mathcal{Z}'_{comb})$).

The row in bold represents the model hyperparameters used in the main experiments (Section 5).

Note that these feature similarity values are difficult to interpret and compare. The key information comes from comparing the magnitude of similarities for “matching” items against the magnitude of similarities for “non-matching” items; a model whose feature space brings matching items closer together than non-matching items may allow a downstream classifier to more easily learn decision boundaries. A well-structured feature space should have relatively larger values in the first three values (similarity of matching real items, matching

synthetic items, and pairs of matching real/synthetic items), and a relatively smaller value in the final column (similarity between non-matching items). However, the absolute magnitude of similarity values on their own is not meaningful, since this only reflects the relative scale of distances in feature space to the kernel lengthscale δ used in Equation 4. For example, keeping δ fixed while isotropically shrinking all feature vectors (multiplying all feature vectors by a matrix of the form $\alpha I, \alpha \ll 1$) would drive all similarity values very close to 1.

Generally, we see that the similarity of non-matching items is lower than for matching items; for most models the non-matching similarity values are many times smaller than the matching similarity values. This is unsurprising, given that we were able to train a downstream classifier successfully for all models. It also gives some circumstantial evidence for the hypothesis that the contrastive learning objective used in pretraining is effective at structuring the feature space, and that this structure correlates with downstream classifier performance.

A.2.3 Choice of Classifier Algorithm

Table 4: Effect of classifier algorithm on balanced accuracy, for the 8 single gesture classes (Acc_{single}), the 16 combination gesture classes (Acc_{comb}), and all 24 classes (Acc_{all}). Augmented supervision; classifier for unseen subject trained according to Section 3.4. Partial Supervision and Full Supervision; baseline models described in Section 4.1. $G_{\theta_G}^{Test}$ Alg; classifier algorithm used for unseen test subject’s model. RF; random forest. kNN; k-Nearest Neighbors. LDA; Linear Discriminant Analysis. DT; Decision Tree. LogR; Logistic Regression. All classifiers implemented in Scikit-Learn using default hyperparameters. All models used “small” auxiliary classifier during pretraining, MLP combination operator, and “basic” triplet loss. Entries show the mean and standard deviation across 50 independent trials. Bold row represents model shown in Table 1 and Figure 4.

$G_{\theta_G}^{Test}$ Alg	Augmented Supervision			Partial Supervised			Full Supervision		
	Acc_{single}	Acc_{comb}	Acc_{all}	Acc_{single}	Acc_{comb}	Acc_{all}	Acc_{single}	Acc_{comb}	Acc_{all}
RF	0.77 ± 0.11	0.32 ± 0.08	0.47 ± 0.06	0.90 ± 0.05	0.01 ± 0.01	0.31 ± 0.02	0.80 ± 0.07	0.58 ± 0.09	0.65 ± 0.07
kNN	0.74 ± 0.12	0.33 ± 0.08	0.47 ± 0.06	0.91 ± 0.05	0.00 ± 0.00	0.30 ± 0.02	0.76 ± 0.07	0.57 ± 0.09	0.64 ± 0.08
DT	0.66 ± 0.10	0.23 ± 0.06	0.38 ± 0.06	0.83 ± 0.08	0.04 ± 0.03	0.31 ± 0.03	0.64 ± 0.09	0.48 ± 0.07	0.53 ± 0.07
LDA	0.87 ± 0.07	0.08 ± 0.05	0.35 ± 0.04	0.94 ± 0.04	0.05 ± 0.03	0.35 ± 0.02	0.82 ± 0.06	0.57 ± 0.09	0.66 ± 0.07
LogR	0.88 ± 0.07	0.13 ± 0.06	0.38 ± 0.06	0.91 ± 0.05	0.10 ± 0.04	0.37 ± 0.03	0.77 ± 0.07	0.61 ± 0.08	0.66 ± 0.07

In Table 4, we show how the balanced accuracy of the unseen subject’s final classifier model is affected by the choice of classifier algorithm. In this comparison, all other model hyperparameters were kept constant. We report the mean and standard deviation of balanced accuracy on single gestures, combination gestures, or all gestures, for the model with augmented supervision, the partial supervision baseline, and the full supervision baseline. The first 3 algorithms shown in the table learn a non-linear decision boundary, while the the final 2 algorithms can only learn linear decision boundaries. Two main patterns stand out from these results. First, most classification algorithms show the same trend, where the augmented training results in a small decrease in accuracy on single gesture classification, and a large increase in accuracy on combination gesture classification, resulting in a net benefit overall as compared to the partial supervision model. Second, it appears that classification algorithms with a non-linear decision boundary benefit much more from the augmented training, and achieve higher overall accuracy as a result.

A.3 Ablation Experiments

We conduct ablation experiments on several elements of our pretraining procedure. Specifically, we train models in which one more of the three loss terms in Equation 3 are removed. We also vary the amount of noise added to the raw input data, as described in Equation 6. In these experiments, we use the same model hyperparameters as in Table 1 and Figure 4; specifically, the auxiliary classifier $G_{\theta_G}^{Pre}$ used during pretraining is the “small” architecture, the combination operator C_{θ_C} is the MLP architecture, and the triplet loss function used is the “basic” version.

Table 5: Effect of ablations on balanced accuracy, for the 8 single gesture classes (Acc_{single}), the 16 combination gesture classes (Acc_{comb}), and all 24 classes (Acc_{all}). Augmented supervision; classifier for unseen subject trained according to Section 3.4. Partial Supervised and Full Supervision; baseline models described in Section 4.1. $\mathcal{L}_{\text{TRIPLET}}$, \mathcal{L}_{CE} , $\tilde{\mathcal{L}}_{\text{CE}}$; loss terms in Equation 3. SNR ; signal-to-noise ratio (dB) after adding noise to raw input data. All models used random forest algorithm for unseen test subject, “small” architecture for auxiliary classifier $G_{\theta_G}^{Pre}$, MLP combination operator C_{θ_C} , and “basic” triplet loss. Entries show the mean and standard deviation across 50 independent trials. Bold row represents non-ablated model used in Table 1 and Figure 4.

Hyperparameters				Augmented Supervision			Partial Supervision			Full Supervision		
$\mathcal{L}_{\text{triplet}}$	\mathcal{L}_{ce}	$\tilde{\mathcal{L}}_{\text{ce}}$	SNR	Acc_{single}	Acc_{comb}	Acc_{all}	Acc_{single}	Acc_{comb}	Acc_{all}	Acc_{single}	Acc_{comb}	Acc_{all}
-	-	✓	20.0	0.71 ± 0.11	0.19 ± 0.04	0.36 ± 0.04	0.86 ± 0.06	0.00 ± 0.00	0.29 ± 0.02	0.71 ± 0.08	0.45 ± 0.08	0.54 ± 0.06
-	✓	-	20.0	0.69 ± 0.14	0.32 ± 0.06	0.44 ± 0.05	0.89 ± 0.06	0.01 ± 0.01	0.30 ± 0.02	0.78 ± 0.08	0.58 ± 0.09	0.65 ± 0.08
-	✓	✓	20.0	0.69 ± 0.13	0.33 ± 0.06	0.45 ± 0.05	0.88 ± 0.06	0.01 ± 0.01	0.30 ± 0.02	0.78 ± 0.07	0.54 ± 0.10	0.62 ± 0.08
✓	-	-	20.0	0.85 ± 0.06	0.16 ± 0.06	0.39 ± 0.05	0.87 ± 0.06	0.00 ± 0.01	0.29 ± 0.02	0.76 ± 0.07	0.56 ± 0.09	0.63 ± 0.08
✓	-	✓	20.0	0.86 ± 0.06	0.23 ± 0.07	0.44 ± 0.05	0.91 ± 0.04	0.01 ± 0.02	0.31 ± 0.02	0.80 ± 0.06	0.62 ± 0.09	0.68 ± 0.07
✓	✓	-	20.0	0.76 ± 0.11	0.30 ± 0.07	0.45 ± 0.05	0.90 ± 0.05	0.01 ± 0.01	0.30 ± 0.02	0.80 ± 0.07	0.59 ± 0.10	0.66 ± 0.08
✓	✓	✓	10.0	0.81 ± 0.08	0.30 ± 0.06	0.47 ± 0.05	0.91 ± 0.06	0.01 ± 0.01	0.31 ± 0.02	0.81 ± 0.07	0.61 ± 0.08	0.67 ± 0.07
✓	✓	✓	30.0	0.75 ± 0.11	0.33 ± 0.07	0.47 ± 0.05	0.90 ± 0.05	0.01 ± 0.01	0.31 ± 0.02	0.79 ± 0.06	0.56 ± 0.08	0.64 ± 0.07
✓	✓	✓	∞	0.74 ± 0.12	0.34 ± 0.06	0.47 ± 0.05	0.90 ± 0.05	0.01 ± 0.01	0.31 ± 0.02	0.80 ± 0.07	0.57 ± 0.09	0.65 ± 0.07
✓	✓	✓	20.0	0.77 ± 0.11	0.32 ± 0.08	0.47 ± 0.06	0.90 ± 0.05	0.01 ± 0.01	0.31 ± 0.02	0.80 ± 0.07	0.58 ± 0.09	0.65 ± 0.07

A.3.1 Effect on balanced accuracy

In Table 5, we show the balanced accuracy of various ablated models. We find that the original, non-ablated model (shown in bold) performs best. Of the three loss terms, the best single term to include is the real cross-entropy \mathcal{L}_{CE} ; surprisingly, including only the triplet loss $\mathcal{L}_{\text{TRIPLET}}$ results in a model that performs better on single gestures than on combination gestures.

A.3.2 Effect on Feature-Space Similarity

Table 6: Effect of model ablations on feature-space similarity of combination gestures. See Section 4.2 for description of similarity metrics. $\mathcal{L}_{\text{TRIPLET}}$, \mathcal{L}_{CE} , $\tilde{\mathcal{L}}_{\text{CE}}$; loss terms in Equation 3. SNR ; signal-to-noise ratio (dB) after adding noise to raw input data. $\text{SetSim}(\mathcal{Z}_{comb}, \mathcal{Z}_{comb})$; average similarity between real items of same class (first 16 diagonal elements of M_{Sim}). $\text{SetSim}(\tilde{\mathcal{Z}}_{comb}, \tilde{\mathcal{Z}}_{comb})$; average similarity between synthetic items of same class (last 16 diagonal elements of M_{Sim}). $\text{SetSim}(\mathcal{Z}_{comb}, \tilde{\mathcal{Z}}_{comb})$; average similarity between real and synthetic items of matching label (16th sub-diagonal elements of M_{Sim}). $\text{SetSim}(\mathcal{Z}_{comb}, \mathcal{Z}'_{comb})$; average similarity between items of non-matching label (all other below-diagonal elements of M_{Sim} ; note this includes real and synthetic items). Entries show the mean and standard deviation across 50 independent trials. Bold row represents model shown in Table 1 and Figure 4.

Hyperparameters				$\text{SetSim}(\mathcal{Z}_{comb}, \mathcal{Z}_{comb})$	$\text{SetSim}(\tilde{\mathcal{Z}}_{comb}, \tilde{\mathcal{Z}}_{comb})$	$\text{SetSim}(\mathcal{Z}_{comb}, \tilde{\mathcal{Z}}_{comb})$	$\text{SetSim}(\mathcal{Z}_{comb}, \mathcal{Z}'_{comb})$
$\mathcal{L}_{\text{triplet}}$	\mathcal{L}_{ce}	$\tilde{\mathcal{L}}_{\text{ce}}$	SNR				
-	-	✓	20.0	0.28 ± 0.11	0.41 ± 0.13	0.15 ± 0.08	0.05 ± 0.04
-	✓	-	20.0	0.21 ± 0.18	0.39 ± 0.20	0.12 ± 0.12	0.06 ± 0.07
-	✓	✓	20.0	0.19 ± 0.19	0.36 ± 0.21	0.13 ± 0.15	0.06 ± 0.09
✓	-	-	20.0	0.92 ± 0.03	0.94 ± 0.01	0.85 ± 0.03	0.72 ± 0.07
✓	-	✓	20.0	0.65 ± 0.09	0.78 ± 0.05	0.53 ± 0.08	0.26 ± 0.08
✓	✓	-	20.0	0.36 ± 0.14	0.52 ± 0.13	0.23 ± 0.11	0.09 ± 0.06
✓	✓	✓	10.0	0.42 ± 0.09	0.60 ± 0.08	0.28 ± 0.08	0.11 ± 0.05
✓	✓	✓	30.0	0.31 ± 0.18	0.48 ± 0.17	0.21 ± 0.16	0.08 ± 0.09
✓	✓	✓	∞	0.30 ± 0.16	0.47 ± 0.16	0.20 ± 0.13	0.07 ± 0.06
1.0	1.0	1.0	20	0.33 ± 0.14	0.51 ± 0.14	0.22 ± 0.12	0.07 ± 0.07

As mentioned previously, we used a fixed kernel lengthscale δ for all experiments. When interpreting similarity values, the key outcome we desire is that matching classes should have higher similarity values than non-matching classes. In general, we observe that this remains true across all model ablations, though the degree of contrast varies. Note that due to the dynamics of gradient descent during the pretraining stage,

it is possible that some model's feature spaces have a generally shorter or longer lengthscale, and this may affect the apparent contrast in similarity values.