

CatVersion: Concatenating Embeddings for Diffusion-Based Text-to-Image Personalization

Ruoyu Zhao¹ Mingrui Zhu¹ Shiyin Dong¹ Nannan Wang¹✉ Xinbo Gao²

¹ Xidian University

² Chongqing University of Posts and Telecommunications

<https://royzhao926.github.io/CatVersion-page/>



Figure 1. **CatVersion** allows users to learn the personalized concept through a handful of examples and then utilize text prompts to generate images that embody the personalized concept. In contrast to existing approaches, CatVersion **concatenates** embeddings on the **feature-dense space** of the text encoder in the diffusion model to learn the gap between the personalized concept and its base class, aiming to maximize the preservation of prior knowledge in diffusion models while restoring the personalized concepts.

Abstract

We propose **CatVersion**, an inversion-based method that learns the personalized concept through a handful of examples. Subsequently, users can utilize text prompts to generate images that embody the personalized concept, thereby achieving text-to-image personalization. In contrast to existing approaches that emphasize word embedding learning or parameter fine-tuning for the diffusion model, which potentially causes concept dilution or overfitting, our method **concatenates** embeddings on the **feature-dense space** of the text encoder in the diffusion model to learn the gap between the personalized concept and its base class, aiming to maximize the preservation of prior knowledge in diffusion models while restoring the personalized concepts. To this end, we first dissect the text encoder’s integration in the image generation process to identify the feature-dense space of the encoder. Afterward, we concatenate embeddings on the

Keys and Values in this space to learn the gap between the personalized concept and its base class. In this way, the concatenated embeddings ultimately manifest as a residual on the original attention output. To more accurately and unbiasedly quantify the results of personalized image generation, we improve the CLIP image alignment score based on masks. Qualitatively and quantitatively, CatVersion helps to restore personalization concepts more faithfully and enables more robust editing.

1. Introduction

Recently, text-guided diffusion models [13, 18, 19, 22] have garnered significant attention due to their remarkable high-fidelity image synthesis capabilities. These models utilize natural language descriptions to synthesize high-quality images aligned with these texts. However, they still encounter challenges when dealing with personalized concepts that are difficult to describe accurately.

Text-to-image (T2I) personalization [4, 9, 20] offers un-

✉ Corresponding author.

precedented opportunities for users to describe personalized concepts. With a handful of examples representing one concept, users can employ free-text descriptions to synthesize images depicting the concept. Based on the extensive prior knowledge derived from text-guided diffusion models, recent T2I personalization schemes [4, 8] invert the concept by optimizing word embeddings corresponding to a pseudo-word, and then combine the pseudo-word with free text to create a new scene of the concept. However, we observe that during pseudo-word guided synthesis, especially when combining with free-text, the personalized concept is prone to becoming diluted or lost, as shown in Figure 2.

This is because optimizing word embeddings with few examples to represent the personalized concept accurately is highly challenging. Voynov et al. [30] and Zhang et al. [37] optimize multiple word embedding instances for the multi-scale blocks of the U-Net backbone or different time steps of the denoising process, providing more precise control. However, the challenge of optimizing word embeddings has not yet been alleviated. To avoid this challenge, Ruiz et al. [20] and Kumari et al. [9] resort to fine-tuning all or part of the parameters of the network for aligning rare word embeddings with the target concept. However, this will undermine the prior knowledge of the diffusion model and lead to overfitting in personalized concept generation.

We introduce **CatVersion**, a prompt inversion method that **concatenates** embeddings into a **highly integrated feature space**, which helps to restore the personalized concept more faithfully and enabling more robust editing. In contrast to directly optimizing word embeddings corresponding to personalized concepts, CatVersion learns the gap between the concept and its base class by concatenating learnable embeddings to the Keys and Values in the highly integrated feature space of the CLIP text encoder, facilitating a more effective inversion process.

Specifically, we show that various attention layers of the CLIP text encoder emphasize different aspects in the text-guided diffusion generation process. Shallow layers mainly focus on the construction of subject information, while as the layers deepen, more other complex and abstract information are gradually integrated. Based on this integration, we locate the highly integrated feature space within the last few attention layers of the CLIP text encoder where learning personalized concepts is more effective. Then, we concatenate personalized embeddings to the Keys and Values in these layers and optimize them. Unlike word embeddings that learn personalized concepts directly, these personalized embeddings are ultimately represented as a residual on the original attention output to learn the gap between the personalized concept and its base class. We refer to the personalized embeddings learned in this way as **“residual embeddings”**. Like word embeddings, residual embeddings are plug-and-play and can be combined with free text to ap-

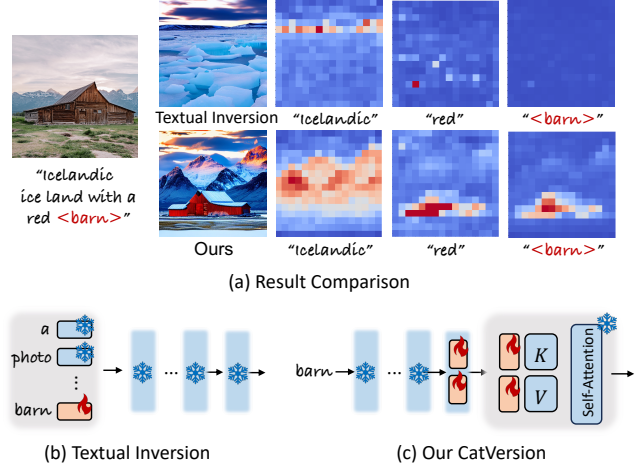


Figure 2. **CatVersion versus Textual Inversion.** We showcase the results of Textual Inversion [4] with our CatVersion. As shown in (a), Textual Inversion fails to capture the personalized concept, while CatVersion accurately restores it. We contrast the distinctions in the inversion spaces of the two methods in (b) and (c), underscoring the advantages of inversion in feature-dense space.

ply personalized concepts to different scenarios.

In T2I personalization evaluation, it is crucial to carry out objective quantitative research. We analyze the CLIP image alignment score and find that it does not adapt well to personalized generation tasks. So we improve it to make an accurate and unbiased evaluation.

In summary, our contributions are threefold:

- We analyze the integration of the CLIP text encoder in T2I diffusion models and introduce a tightly integrated feature space that facilitates the concept inversion.
- We propose CatVersion, a straightforward yet effective inversion method. It concatenates embeddings to the Keys and Values within the tightly integrated feature space of the text encoder to learn the gap between the concept and its base class as residuals.
- To quantify the results more accurately and unbiased, we adjust the CLIP image alignment score to make it more rational. Extensive experiments, both qualitatively and quantitatively, demonstrate the effectiveness of our method in faithfully restoring the target concepts and enabling more robust editing.

2. Related Work

2.1. Text-to-Image Diffusion Models

Text-to-image generation has been extensively studied in the past few years. Prior efforts mainly focus on GAN-based [15, 25, 33–36, 38] and autoregressive network-based [2, 3, 11, 17] methods. The former utilizes multimodal visual-language learning such as CLIP [16] to achieve se-

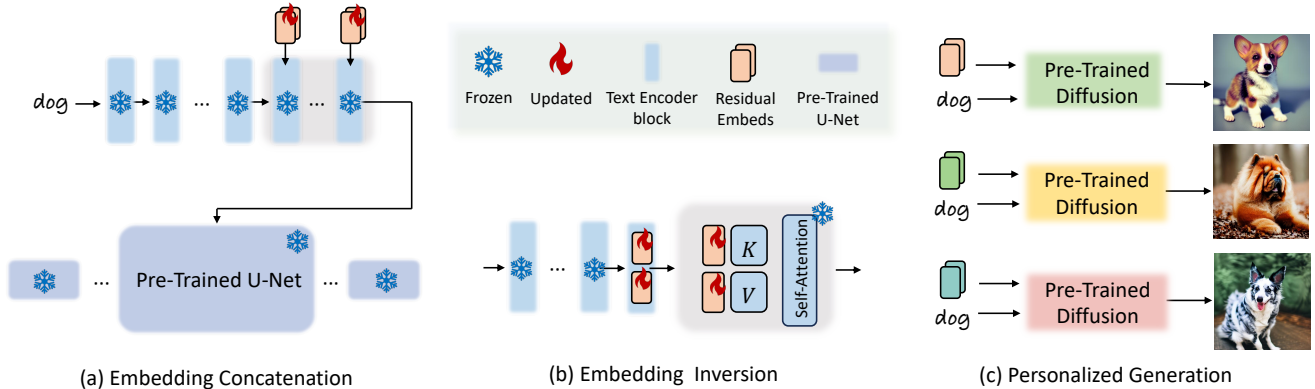


Figure 3. **Overall Pipeline of CatVersion.** Firstly, we identify the feature-dense layers in the CLIP text encoder. Then, we concatenate the residual embeddings with Keys and Values. In the optimization process, we use the base class word (e.g. dog) of the personalized concept as text input and optimize these residual embeddings utilizing a handful of images depicting one personalized concept. During inference, residual embeddings of CatVersion can be deleted and replaced to achieve different personalized needs.

mantic alignment between text description and generated images, demonstrating satisfactory results in text-guided image generation. However, its training process is relatively unstable and prone to mode collapse. Based on the transformer architecture, the latter adopts a tokenizer like VQ-VAE [27], converting the input text description into continuous vector representations and then generating high-fidelity images based on these representations as conditions. Although it exhibits excellent performance in text-to-image generation quality, its training process requires significant computing resources and memory usage.

In recent years, diffusion models [1, 7, 14, 23, 24], as score-based generative models, have garnered significant acclaim owing to their stunning image-generation capabilities. Therefore, they have quickly become a new frontier in image synthesis. Text-guided diffusion models use text as an extra condition to guide image generation. By training massive text-image data pairs, it can associate text embeddings with the feature of the image, thereby guiding the image generation process. Recent works such as GLIDE [13], DALL-E 2 [18], Imagen [22], and Stable Diffusion [19] have demonstrated the remarkable performance of text-guided diffusion models in generating diverse and high-fidelity images. We extensively utilize the prior knowledge of these models for T2I personalization.

2.2. Diffusion-based T2I personalization

The personalized concept is often abstract and difficult to express accurately using text descriptions. When using the T2I diffusion models to synthesize the image with these concept, obstacles are often encountered. T2I personalization aims to learn abstract concepts from a handful of sample images and apply these concepts to new scenarios.

Gal et al. [4] learn the personalized target by optimiz-

ing textual embeddings corresponding to the pseudo-word. The pseudo-word can be combined with free text to guide the personalized generation during inference. Ruiz et al. [20] use a class noun combined with a unique identifier to represent the target concept. The unique identifier is represented by rare tokens. To invert the target concept into the rare token, they fine-tune the diffusion model with a prior-preservation loss. Based on this method, Kumari et al. [9] only update the weight of cross attention to invert the concept onto the rare token. In addition, they select a regularization set to prevent overfitting. Tewel et al. [26] propose Perfusion, using a gated Rank-one Model Editing [12] to the weights of the Key and Value projection matrices in cross-attention of the U-Net and reducing concepts leakage beyond their scope, making it easier to combine multiple concepts. Gal et al. [5] and Wei et al. [31] focus on using extensive data to build an encoder for concept inversion. Huang et al. [32] focus on learning the relation between objects through embedding optimization and the relation-steering contrastive learning scheme. Wen et al. [32] invert hard prompts by projecting learned embeddings onto adjacent interpretable word embeddings, providing a new solution for image captioning. Han et al. [6] use singular value decomposition to fine-tune the singular value matrix of the diffusion model network, reducing the number of parameters needed for semantically aligning rare tokens with target concepts. Voynov et al. [30] optimize multiple word embeddings for modules with different feature dimensions of the denoising network, while Zhang et al. [37] optimize multiple word embeddings for various time steps of denoising. Both methods provide finer control over the generated image, allowing for more precise and accurate output.

These methods either learn word embeddings at the text encoder’s input to represent personalized concepts, or fine-

tune all or part of the parameters of the diffusion model to align the rare token with the personalized concept. However, the challenge that word embeddings are difficult to optimize is not addressed.

3. Preliminaries

3.1. Latent Diffusion Models

Diffusion models [7, 14, 23, 24] are a class of generative models. They convert the input Gaussian noise into sample images that match the target distribution through iterative denoising. Diffusion models allow for conditional guided generation based on category labels [1], text [13, 18], or images [21]. The simplified optimization objective for training diffusion models is as follows:

$$L_{\text{DM}}(\theta) := \mathbb{E}_{t, \mathbf{x}_0, \epsilon} \left[\|\epsilon - \epsilon_{\theta}(\mathbf{x}_t, t)\|^2 \right], \quad (1)$$

Here, \mathbf{x}_t denotes the noisy image at time step t . It constructs by adding noise $\epsilon \sim \mathcal{N}(\mathbf{0}, \mathbf{I})$ to the nature image \mathbf{x}_0 . $\epsilon_{\theta}(\cdot)$ denotes the noise predicted by the neural network.

Latent diffusion model (LDM) [19] is a text-guided diffusion model. It uses an encoder $\mathcal{E}(\cdot)$ to map images to latent space and perform an iterative denoising process. Afterward, the predicted images are mapped back to pixel space through the decoder $\mathcal{D}(\cdot)$. The simplified optimization objective of LDM is as follows:

$$L_{\text{LDM}}(\theta) := \mathbb{E}_{t, \mathbf{x}_0, \epsilon} \left[\|\epsilon - \epsilon_{\theta}(\mathbf{x}_t, t, \tau_{\theta}(c))\|^2 \right]. \quad (2)$$

In this process, the text description c is first tokenized into textual embeddings by a Tokenizer. These textual embeddings are then passed through the CLIP text encoder $\tau_{\theta}(\cdot)$ to obtain text conditions. The resulting text conditions are used to guide the diffusion denoising process.

3.2. A Comparison of CatVersion and Word Embedding Inversion

As mentioned in Section 1, existing inversion methods focus on learning personalized concepts in word embedding space, which can lead to the fading or even loss of concepts because the word embedding space is a feature-sparse space. Optimizing word embeddings to represent personalized concepts accurately is challenging. Instead, we optimize the embeddings in a feature-dense space within the CLIP text encoder. We use the last three attention layers as our inversion space, as they are more feature-dense than the earlier layers due to the cumulative spatial integration in CLIP. We will demonstrate this property in Section 4. Moreover, while more expressive, directly learning the token embeddings of the target concept in feature-dense space is also challenging because these embeddings tend to capture correlations with other text token embeddings. Since the Keys and Values are essential in attention blocks

for learning the inter-word correlation, we concatenate the learnable embeddings to the Keys and Values, which are ultimately represented as a residual on the original attention output to learn the gap between the personalized concept and its base class. This process utilizes the existing contextual knowledge in the base class and proceeds with soft optimization from the base class to personalized concepts. In practice, our CatVersion has demonstrated a significant enhancement in reconstruction accuracy and image editability compared to optimization in the word embedding space.

4. Method

This work uses Stable Diffusion [19] as the generative backbone. As shown in Figure 3, CatVersion concatenates residual embeddings within the tightly integrated feature space of the CLIP text encoder and subsequently optimizes these embeddings. Precisely, we first locate the highly integrated feature-dense space of the text encoder to facilitate personalized concept inversion (Section 4.1). Then, we concatenate the residual embeddings to the Keys and Values in this space and optimize them to learn the gap between the personalized concept and its base class (Section 4.2). Finally, we improve the CLIP image alignment score to evaluate T2I personalization more objectively (Section 4.3).

4.1. The Feature-dense Space of CLIP

The word embedding space is feature-sparse. The errors in word embedding learning are easily amplified when considering the correlation with free text. We aim to identify a feature-dense space in the text encoder of the diffusion model, facilitating the learning of personalized concepts.

The text condition module of stable Diffusion consists of a Tokenizer and a CLIP text encoder. The text encoder consists of 12 layers of Transformer blocks, each composed of a self-attention layer, a feed-forward layer, and normalization layers. For each text input, the Tokenizer splits it into a token sequence and then send it into the CLIP text encoder for feature encoding. The final output is used as a conditional input for the cross-attention layer of the U-Net. In this process, the self-attention mechanism in CLIP text encoder is crucial for learning the correlation between tokens, which is essential for understanding the semantics of the sentence. In addition, the textual features are gradually abstracted from shallow to deep layers. These claims are based on the following consensus and observation.

Consensus: The role of the attention mechanism in Transformer. The attention mechanism [28] is the foundation of Transformer’s powerful capabilities. It enables the model to focus on the most relevant parts of the input, allowing it to gather relevant information efficiently and accurately. The self-attention mechanism can establish connections between various parts of the input sequence, enhancing contextual understanding.

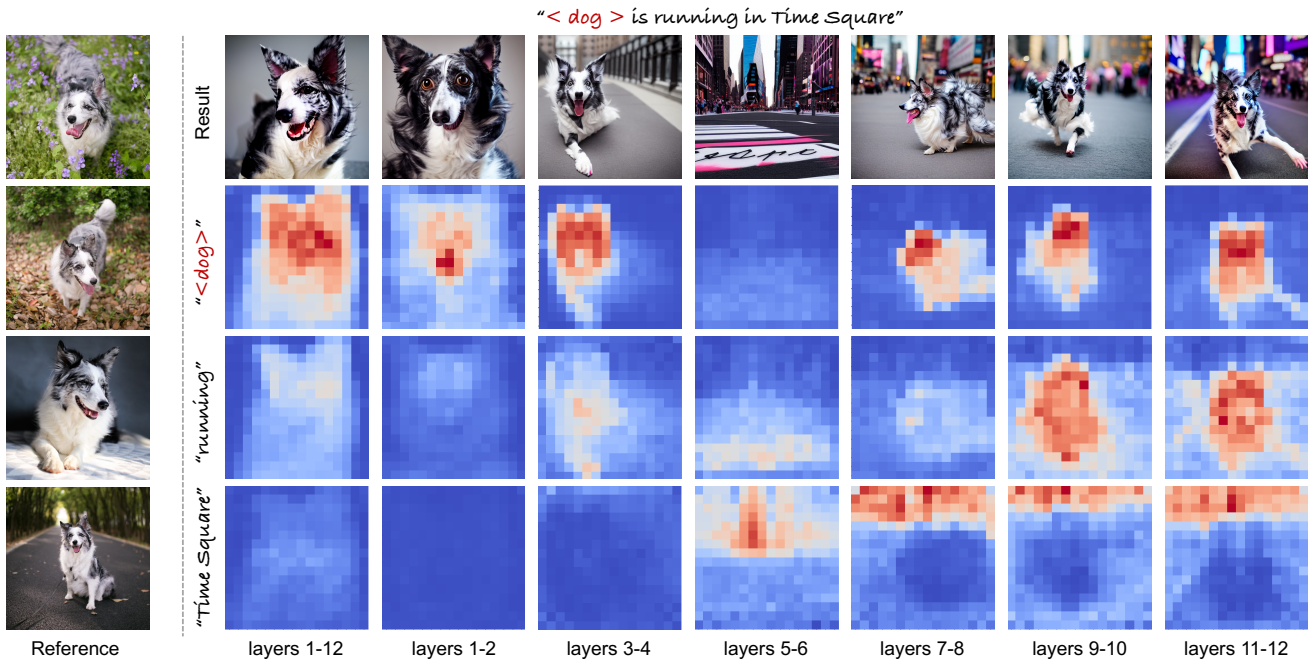


Figure 4. **Visualizing Inversion across Multiple Layers.** We concatenate embeddings and optimize them in each of the two self-attention layers in the CLIP text encoder. Then, we use these embeddings in combination with free text to create new scenarios for personalized concepts. The results indicate that the self-attention layers of different depths focus on integrating different information. Moreover, the focus of information integration has also shifted from concreteness to abstraction.

Observation: Integration across various layers in the text encoder. We examine the integration of different self-attention layers within the text encoder of the T2I diffusion model in concept learning. More precisely, we employ the proposed CatVersion to concatenate embeddings into the self-attention layers of every two transformer blocks within the text encoder and then optimize these embeddings. We observed the same phenomenon when testing the generated results on different datasets. As depicted in Figure 4, optimizing embeddings across all self-attention layers will overfit the target concept into the limited scene and lose its editability. Optimizing embeddings in shallow layers tends to emphasize the mastery of the simple concept, such as “dog”, while potentially sacrificing integration with other semantic information. When only optimizing the embeddings of intermediate modules, the results also integrate some other relatively complex concepts, such as “Times Square”. When optimizing embeddings in the last few modules, in addition to considering the above concepts, the result also integrates more abstract concepts, such as the action of “running”. Therefore, as the attention layer becomes deeper, the feature integration increases. Moreover, there is a trend in information integration towards increasing abstraction, where abstraction levels increase with deeper layer positions.

Based on the above analysis and additional experimental results, we define the feature-dense space of the CLIP text encoder as the last three self-attention layers. These layers

not only play an essential role in learning the features of the target concept at different levels of abstraction but also facilitate the contextual understanding between the target concept and other semantics.

4.2. Concatenated Embeddings Learning

Given the text feature $\mathbf{f} \in \mathbb{R}^{l \times d}$, a single-head self-attention compares the query vector $Q = W^q \mathbf{f}$ with the key vector $K = W^k \mathbf{f}$ in each Transformer block of the CLIP text encoder. Attention maps are then determined based on the similarities to indicate the importance of each input token. These attention weights are used to compute a weighted average of the value vector $V = W^v \mathbf{f}$, resulting in an output representation. This process can be expressed as follows:

$$\text{Attn}(Q, K, V) = \text{Softmax}\left(\frac{QK^T}{\sqrt{d'}}\right)V. \quad (3)$$

Here, W^q , W^k and W^v are projection matrix of the Query, Key and Value feature. $A = \text{Softmax}(QK^T/\sqrt{d'})$ is the attention map used to aggregate the value.

Since we locate the feature-dense space on the last few self-attention layers of the CLIP text encoder, our goal is to implement the concept inversion in this space. Inspired by Li et al. [10], who use prefix embeddings to indicate prompt instructions, we concatenate residual embeddings $\Delta_k, \Delta_v \in \mathbb{R}^{n \times d}$ to the Key and Value embeddings $K, V \in \mathbb{R}^{l \times d}$ for the feature-dense self-attention layers. Then, we

use the new Key and Value embeddings to calculate the self-attention. This process is expressed as follows:

$$\text{Attn}(Q, K', V') = \text{Softmax}\left(\frac{QK'^T}{\sqrt{d'}}\right)V', \quad (4)$$

where $K' = W^k \mathbf{f} + \Delta_k$
and $V' = W^v \mathbf{f} + \Delta_v$.

Here, $K', V' \in \mathbb{R}^{(l+n) \times d}$ are the new Key and Value embeddings which concatenated the residual embeddings. The new attention map $A' = \text{Softmax}(QK'^T/\sqrt{d'}) \in \mathbb{R}^{l \times (l+n)}$. The attention output $\text{Attn}(Q, K', V') \in \mathbb{R}^{l \times d}$ retains its dimensionality intact. To optimize the residual embeddings, our overall optimization objective is derived from the simplified least squares error in Eq. 2:

$$\Delta^* = \arg \min \mathbb{E}_{t, \mathbf{x}_0, \epsilon} \left[\|\epsilon - \epsilon_\theta(\mathbf{x}_t, t, \tau_\theta(c))\|^2 \right], \quad (5)$$

where $\Delta^* = \{\Delta_{k,v}^i\}_{i=1}^j$ represents a set of learnable residual embeddings concatenated on the Keys and Values in all feature-dense self-attention layers, from layer i to j .

During training, we use the base class of the personalized concept as text input. For instance, ‘‘dog’’ can be the base class for a specific-looking dog. Then, we concatenate residual embeddings to the Keys and Values of self-attention. When calculating the attention score, the residual embeddings are weighted averaged together with the other token embeddings, aiding the computation of correlations in the input sequence and obtaining a better feature representation. These residual embeddings ultimately manifest as a residual on the original attention output to learn the internal gap between the base class and the target concept.

Similar to word embedding inversion methods, the residual embeddings of CatVersion are plug-and-play. They can be deleted and replaced according to different personalized tasks while maintaining the integrity of the T2I generative network. Additionally, CatVersion is compatible with various improvements of word embedding inversion [8, 30, 37], greatly accelerating its application.

4.3. Evaluation Metric

Accurate and objective quantitative evaluation is necessary for T2I personalization tasks. To achieve unbiased evaluation, both the ability to restore and edit personalized concepts need to be considered. Recently, some methods [4, 9, 26, 31, 37] introduce CLIP text and image alignment scores to independently assess the fidelity of generated images to free-text and the restoration of personalized concepts. However, the CLIP image alignment score is not well-suited for evaluating the text-guided personalized results. It measures the similarity of all image features, which is susceptible to difference between the non-object parts of the reference image and the generated image. For example,

Method	Text Alignment \uparrow	Image Alignment \uparrow	Overall \uparrow
Textual Inversion [4]	0.2213	0.7831	0.4163
DreamBooth [20]	0.2227	0.8802	0.4427
Perfusion [26]	0.2488	0.7627	0.4356
ELITE [31]	0.2040	0.8457	0.4154
CatVersion	0.2514	0.8048	0.4498

Table 1. **Quantitative Results.** We measured the average CLIP alignment scores of several methods in different personalized scenarios. Our method is significantly superior to the baseline and exhibits the highest text alignment score and balanced score.

Method	Text Alignment \uparrow	Image Alignment \uparrow	Overall \uparrow
Textual Inversion [4]	10.25%	7.00%	8.25%
DreamBooth [20]	23.75%	36.00%	24.00%
Perfusion [26]	27.75%	20.50%	17.75%
ELITE [31]	7.25%	13.00%	10.00%
CatVersion	31.00%	23.50%	40.00%

Table 2. **User Study.** We investigate the respondents’ preference for the results of five different personalized generation algorithms.

the CLIP image alignment score calculated by the method of generating images that are easily overfitted to the training scene will be very high, but the majority of the reasons are attributed to overfitting of the background. To bridge this gap, We obtain the mask of the personalized concept in both the generated and reference images. Subsequently, we calculate the CLIP image alignment score for the region within the mask:

$$\text{CLIP}_{\text{img}+} = \text{CLIP}_{\text{img}}(M \odot I, M_s \odot I_s). \quad (6)$$

Here, M and M_s denote the masks of the generated and the reference images, while I and I_s denote the generated and the reference images, respectively.

5. Experiments

In this section, we present qualitative and quantitative results. We demonstrate that our proposed CatVersion outperforms baseline Textual Inversion and is highly competitive compared to state-of-the-art methods.

Compared Methods. We compare our CatVersion with the state-of-the-art competitors Textual Inversion [4], DreamBooth [20], Perfusion [26], and ELITE [31]. We use Stable Diffusion v1.5 [19] as the generative backbone, and the generated image resolution is 512×512 . For Textual Inversion and DreamBooth, we employ their Diffusers version [29], while for perfusion and ELITE, we utilize their official implementation. All experiments are conducted following the official recommended configurations.

Implementation Details. The implementation is based on one NVIDIA GeForce RTX 3090 GPU. We employed a pre-trained Stable Diffusion and concatenated residual embeddings $\Delta_k, \Delta_v \in \mathbb{R}^{n \times d}$ to the Keys and Values within the last three self-attention layers of the CLIP text encoder, with




Figure 5. **Qualitative Comparisons with Existing Methods.** Our CatVersion more faithfully restores personalized concepts and achieves more powerful editing capabilities in the combination of various concepts and free text.

$n = 1$ and $d = 768$. We optimized these embeddings employing a learning rate of 0.005 and a batch size of 1 for around 1000 steps. During the inference process, we employed the DDIM sampler with the sampling steps $T = 50$ and the classifier free guidance with guidance scale $w = 10$.

5.1. Qualitative Comparisons

Figure 5 shows the generated results of CatVersion and its competitors by applying personalized concepts to different scenarios through free text descriptions. CatVersion significantly outperforms the baseline Textual inversion in terms of restoring the personalized concept and the text-guided editability. At the same time, Textual inversion and Perfusion suffer from concept degradation while struggling to incorporate the context. DreamBooth and ELITE tend to overfit to the training set and exhibit limited editability. In contrast, CatVersion exhibits a more balanced performance in terms of reconstructing personalized concepts and enabling free text-guided editing capabilities.

Method	Text Alignment \uparrow	Image Alignment \uparrow	Overall \uparrow
w/o feature-dense space	0.2386	0.7925	0.4348
w/o residual embeddings	0.2651	0.7327	0.4407
Ours	0.2514	0.8048	0.4498

Table 3. **Ablation Study.** We validate the independent impact of our proposed feature-dense space and residual embeddings on the results, emphasizing the importance of these two configurations.

5.2. Quantitative Comparisons

Quantitative analysis is performed based on paired CLIP alignment scores. The CLIP text alignment score calculates the similarity between the text and the generated image to evaluate the editability of personalized generation. We adjust the CLIP image alignment score to focus on the similarity of the personalized concepts between the generated and the reference image to evaluate the reconstruction fidelity. Additionally, we employ the geometric mean of two scores to evaluate the overall generation ability. We

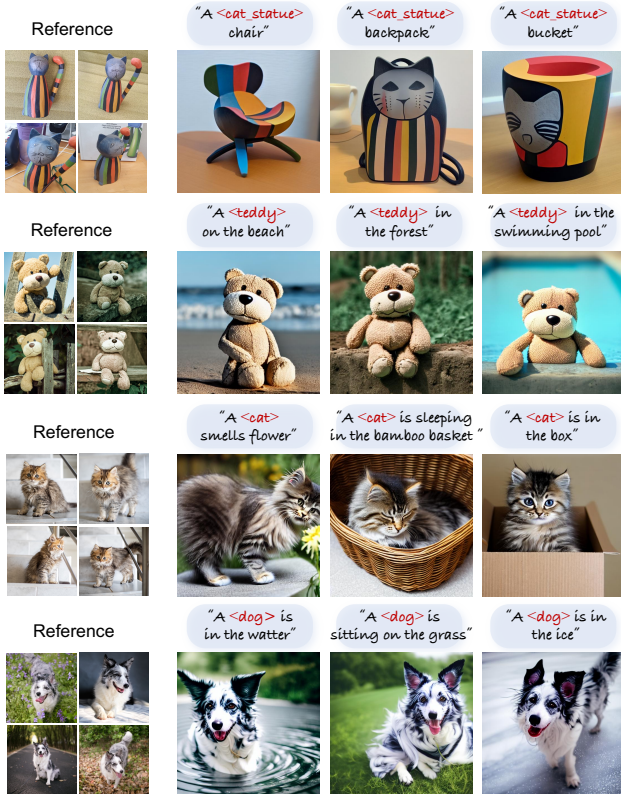


Figure 6. **Visualization Results of Our Method.** Our CatVersion achieves a better balance between faithful reconstruction of the target concept and more robust editability.



Figure 7. **Visualization of Ablation Study.** We visualize the impact of removing our two configurations separately on the results, intuitively showcasing the importance of these configurations.

compare the average paired CLIP alignment scores between the results of CatVersion and those of its competitors on datasets selected from these competitors [4, 20, 26]. The guided text includes four editing dimensions, which are attribute transfer, scene transformation, action editing, and concept addition, for achieving unbiased evaluation. As shown in Table 1, Our CatVersion outperforms the baseline Textual Inversion in both fidelity and editability. Additionally, DreamBooth and ELITE are prone to overfitting to the training images, resulting in high reconstruction scores at the massive expense of editability scores. Although Perfusion demonstrates superiority in editability, it delivers un-

satisfactory results in terms of reconstruction fidelity. In comparison, our CatVersion outperforms these competitors in both editability and overall personalized effect.

User Study. We assess the mean preference of 50 participants for CatVersion and four other state-of-the-art methods. Each participant is required to complete a survey consisting of 8 random questions. Table 2 indicates user preference for CatVersion in text-guided editability and overall personalized effect, with CatVersion ranking second only to DreamBooth in reconstruction fidelity.

5.3. Ablation Study

We conducted ablation studies to validate the effectiveness of our proposed feature-dense space inversion and residual embeddings learning. As depicted in Table 3, the feature-dense space inversion notably enhances paired CLIP alignment scores. This suggests that optimizing the target concept in feature-dense spaces is more effective for learning the concept itself and improving contextual understanding. Additionally, concatenating residual embeddings to the keys and values of the CLIP text encoder resulted in a significant enhancement of the CLIP image alignment score, indicating a substantial improvement in the reconstruction ability of the target concept, as shown in Figure 7.

5.4. Limitations

CatVersion still needs to be optimized separately for each concept, so its inversion speed is not as fast as encoder-based methods. In addition, CatVersion can only learn one concept in a single optimization process, thereby limiting its applicability in specific tasks.

6. Conclusion

In this paper, we propose CatVersion to achieve accurate and efficient personalized text-to-image generation. Differing from existing methods, CatVersion learns the gap between the personalized concept and its base class by concatenating residual embeddings to the Keys and Values of the feature-dense layers in the CLIP text encoder, restoring personalized concepts more faithfully and enables more robust editing. We also dissect the integration of the T2I diffusion model’s text encoder to locate feature-dense inversion spaces. We believe that our work provides new insights for concept inversion. We hope that it will inspire future research in terms of inversion-based generation and editing.

References

- [1] Prafulla Dhariwal and Alexander Nichol. Diffusion models beat gans on image synthesis. *Advances in neural information processing systems*, 34:8780–8794, 2021. 3, 4
- [2] Ming Ding, Zhuoyi Yang, Wenyi Hong, Wendi Zheng, Chang Zhou, Da Yin, Junyang Lin, Xu Zou, Zhou Shao,

- Hongxia Yang, et al. Cogview: Mastering text-to-image generation via transformers. *Advances in Neural Information Processing Systems*, 34:19822–19835, 2021. 2
- [3] Oran Gafni, Adam Polyak, Oron Ashual, Shelly Sheynin, Devi Parikh, and Yaniv Taigman. Make-a-scene: Scene-based text-to-image generation with human priors. In *European Conference on Computer Vision*, pages 89–106. Springer, 2022. 2
- [4] Rinon Gal, Yuval Alaluf, Yuval Atzmon, Or Patashnik, Amit H Bermano, Gal Chechik, and Daniel Cohen-Or. An image is worth one word: Personalizing text-to-image generation using textual inversion. *arXiv preprint arXiv:2208.01618*, 2022. 1, 2, 3, 6, 8
- [5] Rinon Gal, Moab Arar, Yuval Atzmon, Amit H Bermano, Gal Chechik, and Daniel Cohen-Or. Encoder-based domain tuning for fast personalization of text-to-image models. *ACM Transactions on Graphics (TOG)*, 42(4):1–13, 2023. 3
- [6] Ligong Han, Yinxiao Li, Han Zhang, Peyman Milanfar, Dimitris Metaxas, and Feng Yang. Svdiff: Compact parameter space for diffusion fine-tuning. *arXiv preprint arXiv:2303.11305*, 2023. 3
- [7] Jonathan Ho, Ajay Jain, and Pieter Abbeel. Denoising diffusion probabilistic models. *Advances in neural information processing systems*, 33:6840–6851, 2020. 3, 4
- [8] Ziqi Huang, Tianxing Wu, Yuming Jiang, Kelvin CK Chan, and Ziwei Liu. Reversion: Diffusion-based relation inversion from images. *arXiv preprint arXiv:2303.13495*, 2023. 2, 6
- [9] Nupur Kumari, Bingliang Zhang, Richard Zhang, Eli Shechtman, and Jun-Yan Zhu. Multi-concept customization of text-to-image diffusion. In *Proceedings of the IEEE/CVF Conference on Computer Vision and Pattern Recognition*, pages 1931–1941, 2023. 1, 2, 3, 6
- [10] Xiang Lisa Li and Percy Liang. Prefix-tuning: Optimizing continuous prompts for generation. In *Proceedings of the 59th Annual Meeting of the Association for Computational Linguistics and the 11th International Joint Conference on Natural Language Processing (Volume 1: Long Papers)*, pages 4582–4597, 2021. 5
- [11] Junyang Lin, Rui Men, An Yang, Chang Zhou, Ming Ding, Yichang Zhang, Peng Wang, Ang Wang, Le Jiang, Xianyan Jia, et al. M6: A chinese multimodal pretrainer. *arXiv preprint arXiv:2103.00823*, 2021. 2
- [12] Kevin Meng, David Bau, Alex Andonian, and Yonatan Belinkov. Locating and editing factual associations in gpt. *Advances in Neural Information Processing Systems*, 35:17359–17372, 2022. 3
- [13] Alex Nichol, Prafulla Dhariwal, Aditya Ramesh, Pranav Shyam, Pamela Mishkin, Bob McGrew, Ilya Sutskever, and Mark Chen. Glide: Towards photorealistic image generation and editing with text-guided diffusion models. *arXiv preprint arXiv:2112.10741*, 2021. 1, 3, 4
- [14] Alexander Quinn Nichol and Prafulla Dhariwal. Improved denoising diffusion probabilistic models. In *International Conference on Machine Learning*, pages 8162–8171. PMLR, 2021. 3, 4
- [15] Tingting Qiao, Jing Zhang, Duanqing Xu, and Dacheng Tao. Mirrorgan: Learning text-to-image generation by re-description. In *Proceedings of the IEEE/CVF Conference on Computer Vision and Pattern Recognition*, pages 1505–1514, 2019. 2
- [16] Alec Radford, Jong Wook Kim, Chris Hallacy, Aditya Ramesh, Gabriel Goh, Sandhini Agarwal, Girish Sastry, Amanda Askell, Pamela Mishkin, Jack Clark, et al. Learning transferable visual models from natural language supervision. In *International conference on machine learning*, pages 8748–8763. PMLR, 2021. 2
- [17] Aditya Ramesh, Mikhail Pavlov, Gabriel Goh, Scott Gray, Chelsea Voss, Alec Radford, Mark Chen, and Ilya Sutskever. Zero-shot text-to-image generation. In *International Conference on Machine Learning*, pages 8821–8831. PMLR, 2021. 2
- [18] Aditya Ramesh, Prafulla Dhariwal, Alex Nichol, Casey Chu, and Mark Chen. Hierarchical text-conditional image generation with clip latents. *arXiv preprint arXiv:2204.06125*, 1(2):3, 2022. 1, 3, 4
- [19] Robin Rombach, Andreas Blattmann, Dominik Lorenz, Patrick Esser, and Björn Ommer. High-resolution image synthesis with latent diffusion models. In *Proceedings of the IEEE/CVF conference on computer vision and pattern recognition*, pages 10684–10695, 2022. 1, 3, 4, 6
- [20] Nataniel Ruiz, Yuanzhen Li, Varun Jampani, Yael Pritch, Michael Rubinstein, and Kfir Aberman. Dreambooth: Fine tuning text-to-image diffusion models for subject-driven generation. In *Proceedings of the IEEE/CVF Conference on Computer Vision and Pattern Recognition*, pages 22500–22510, 2023. 1, 2, 3, 6, 8
- [21] Chitwan Saharia, William Chan, Huiwen Chang, Chris Lee, Jonathan Ho, Tim Salimans, David Fleet, and Mohammad Norouzi. Palette: Image-to-image diffusion models. In *ACM SIGGRAPH 2022 Conference Proceedings*, pages 1–10, 2022. 4
- [22] Chitwan Saharia, William Chan, Saurabh Saxena, Lala Li, Jay Whang, Emily L Denton, Kamyar Ghasemipour, Raphael Gontijo Lopes, Burcu Karagol Ayan, Tim Salimans, et al. Photorealistic text-to-image diffusion models with deep language understanding. *Advances in Neural Information Processing Systems*, 35:36479–36494, 2022. 1, 3
- [23] Jiaming Song, Chenlin Meng, and Stefano Ermon. Denoising diffusion implicit models. *arXiv preprint arXiv:2010.02502*, 2020. 3, 4
- [24] Yang Song, Jascha Sohl-Dickstein, Diederik P Kingma, Abhishek Kumar, Stefano Ermon, and Ben Poole. Score-based generative modeling through stochastic differential equations. *arXiv preprint arXiv:2011.13456*, 2020. 3, 4
- [25] Ming Tao, Hao Tang, Fei Wu, Xiao-Yuan Jing, Bing-Kun Bao, and Changsheng Xu. Df-gan: A simple and effective baseline for text-to-image synthesis. In *Proceedings of the IEEE/CVF Conference on Computer Vision and Pattern Recognition*, pages 16515–16525, 2022. 2
- [26] Yoad Tewel, Rinon Gal, Gal Chechik, and Yuval Atzmon. Key-locked rank one editing for text-to-image personalization. In *ACM SIGGRAPH 2023 Conference Proceedings*, pages 1–11, 2023. 3, 6, 8
- [27] Aaron Van Den Oord, Oriol Vinyals, et al. Neural discrete representation learning. *Advances in neural information processing systems*, 30, 2017. 3

- [28] Ashish Vaswani, Noam Shazeer, Niki Parmar, Jakob Uszkoreit, Llion Jones, Aidan N Gomez, Łukasz Kaiser, and Illia Polosukhin. Attention is all you need. Advances in neural information processing systems, 30, 2017. 4
- [29] Patrick von Platen, Suraj Patil, Anton Lozhkov, Pedro Cuenca, Nathan Lambert, Kashif Rasul, Mishig Davaadorj, and Thomas Wolf. Diffusers: State-of-the-art diffusion models. <https://github.com/huggingface/diffusers>, 2022. 6
- [30] Andrey Voynov, Qinghao Chu, Daniel Cohen-Or, and Kfir Aberman. $p+$: Extended textual conditioning in text-to-image generation. arXiv preprint arXiv:2303.09522, 2023. 2, 3, 6
- [31] Yuxiang Wei, Yabo Zhang, Zhilong Ji, Jinfeng Bai, Lei Zhang, and Wangmeng Zuo. Elite: Encoding visual concepts into textual embeddings for customized text-to-image generation. arXiv preprint arXiv:2302.13848, 2023. 3, 6
- [32] Yuxin Wen, Neel Jain, John Kirchenbauer, Micah Goldblum, Jonas Geiping, and Tom Goldstein. Hard prompts made easy: Gradient-based discrete optimization for prompt tuning and discovery. arXiv preprint arXiv:2302.03668, 2023. 3
- [33] Tao Xu, Pengchuan Zhang, Qiuyuan Huang, Han Zhang, Zhe Gan, Xiaolei Huang, and Xiaodong He. AttnGAN: Fine-grained text to image generation with attentional generative adversarial networks. In CVPR, 2018. 2
- [34] Guojun Yin, Bin Liu, Lu Sheng, Nenghai Yu, Xiaogang Wang, and Jing Shao. Semantics disentangling for text-to-image generation. In Proceedings of the IEEE/CVF conference on computer vision and pattern recognition, pages 2327–2336, 2019.
- [35] Han Zhang, Tao Xu, Hongsheng Li, Shaoting Zhang, Xiaogang Wang, Xiaolei Huang, and Dimitris N Metaxas. Stackgan: Text to photo-realistic image synthesis with stacked generative adversarial networks. In Proceedings of the IEEE international conference on computer vision, pages 5907–5915, 2017.
- [36] Han Zhang, Tao Xu, Hongsheng Li, Shaoting Zhang, Xiaogang Wang, Xiaolei Huang, and Dimitris N Metaxas. Stackgan++: Realistic image synthesis with stacked generative adversarial networks. IEEE transactions on pattern analysis and machine intelligence, 41(8):1947–1962, 2018. 2
- [37] Yuxin Zhang, Weiming Dong, Fan Tang, Nisha Huang, Haibin Huang, Chongyang Ma, Tong-Yee Lee, Oliver Deussen, and Changsheng Xu. Prospect: Expanded conditioning for the personalization of attribute-aware image generation. arXiv preprint arXiv:2305.16225, 2023. 2, 3, 6
- [38] Minfeng Zhu, Pingbo Pan, Wei Chen, and Yi Yang. Dm-gan: Dynamic memory generative adversarial networks for text-to-image synthesis. In Proceedings of the IEEE/CVF conference on computer vision and pattern recognition, pages 5802–5810, 2019. 2