

# Griffon: Spelling out All Object Locations at Any Granularity with Large Language Models

Yufei Zhan<sup>1,2</sup>, Yousong Zhu<sup>1</sup>, Zhiyang Chen<sup>1,2</sup>, Fan Yang<sup>1,2,3</sup>, Ming Tang<sup>1,2</sup>, Jinqiao Wang<sup>1,2,3,4</sup>

<sup>1</sup> Foundation Model Research Center, Institute of Automation, Chinese Academy of Sciences, Beijing, China

<sup>2</sup> School of Artificial Intelligence, University of Chinese Academy of Sciences, Beijing, China

<sup>3</sup> Peng Cheng Laboratory, Shenzhen, China

<sup>4</sup> Wuhan AI Research, Wuhan, China

## Abstract

Replicating the innate human ability to detect all objects based on free-form texts at any granularity remains a formidable challenge for Vision-Language models. Current Large Vision Language Models (LVLMs) are predominantly constrained to grounding a single, pre-existing object, relying solely on data from Referring Expression Comprehension tasks. The limitation leads to a compromise in model design, necessitating the introduction of visual expert models or the integration of customized head structures. Beyond these constraints, our research delves into the untapped potential of LVLMs and uncover their inherent capability for basic object perception, allowing them to accurately identify and locate objects of interest. Building on this insight, we introduce a novel language-prompted localization dataset designed to fully unleash the capabilities of LVLMs in integrating fine-grained object perception with precise location awareness. More importantly, we present **Griffon**, a purely LVLM-based baseline, which does not require the introduction of any special tokens, expert models, or additional detection modules. It simply maintains a consistent structure with popular LVLMs by unifying data formats across various localization-related scenarios and is trained end-to-end through a well-designed pipeline. Comprehensive experiments demonstrate that **Griffon** not only achieves state-of-the-art performance on the fine-grained RefCOCO series but also approaches the capabilities of the expert model Faster RCNN on the detection benchmark MSCOCO. The code, dataset, and models will be available at <https://github.com/jefferyZhan/Griffon>.

## 1. Introduction

With the advancement of instruction tuning, Large Vision Language Models (LVLMs)[11, 29, 59] have shown superi-




Figure 1. **Four Types of Localization-Related Scenarios.** The overall task are partitioned into four scenarios based on the number of labels and the number of objects involved. Current LVLMs fail to refuse non-existing objects and detect multi objects from one or multi target descriptions (referents, categories or phrases *etc.*).

ority in various vision understanding tasks[2, 8, 18]. These models are increasingly being applied in practical scenarios, such as personal assistants in mobile devices[39]. However, their application in specific domains that require fine-grained object perception and spatial localization is still limited. Additionally, concerns have been raised about the occurrence of hallucinations[28] thought to be attributed to the lack of fine-grained supervision[42].

On the one hand, the limitation primarily stems from the LVLMs’ weak understanding of multiple objects. As depicted in Fig. 1, current popular LVLMs like Shikra[6], Qwen-VL[3], and KOSMOS-2[35], equipped with basic object perception capabilities, are constrained to localizing

a single, pre-existing object and struggle in more complex scenarios. Despite the integration of millions of data from the Referring Expression Comprehension (REC) task[3, 35] or data reformatted to fit the REC format[48, 52], they only consists of single referring scenario. In essence, the crux is not the quantity of data but the lack of comprehensive and well-arranged training benchmark. On the other hand, several studies attempt either to invoke offline visual expert models[24, 41, 57] through large language models or to integrate specific visual detection heads[22, 46, 56] to achieve the localization of various fine-grained objects. The former is a scheduler-like approach, managing each visual expert model[20, 30] through a specific Application Programming Interface (API). However, it falls short in fully leveraging the comprehensive analytical capabilities of LLM[43, 58] and visual expert models themselves are subject to insufficient generalization. The latter generates specific task outputs through specialized head structures such as detection head and segmentation head. It allows for more tailored responses but results in a significant rise of parameters with the increase of tasks. The increase of both APIs and heads will burden the LLM and cannot enjoy a unified structure with LVLMs. Moreover, both of them underutilize the extensive knowledge of LLM from large-scale pre-training. Therefore, the optimal solution lies in enhancing LVLMs with fine-grained perception and localization capabilities intrinsically, without relying on external aids.

In this paper, we introduce a pioneering language-prompted localization benchmark, advancing significantly in bridging the existing data gap in this domain. This benchmark consists of nearly 6M prompted pre-training data and 500K localization instruction-following data constructed with the help of GPT-4V[34]. It serves as a crucial foundation for LVLMs to comprehensively enhance their capabilities in simultaneously locating multiple objects at complex scenarios. Leveraging this benchmark, we present **Griffon**, an innovative, purely LVLm-based baseline localizing objects at any granularity according to the input texts. It is characterized by its streamlined architecture and unified input-output representation, which adopts a conversational design without any special token, priors and extra detection heads. The training of **Griffon** is strategically divided into two stages: Stage I focuses on the foundation pre-training and aims to enhance its fine-grained multiple object localization ability, and Stage II involves further instruction tuning for full scenarios, significantly improving the comprehension of users’ intention. Additionally, we introduce a novel, training-free scoring mechanism to rank object outputs, enhancing the model’s ability to prioritize more confident detections.

In order to validate the object perception capability with accurate localization of our framework, we conduct comprehensive experiments on public datasets. **Griffon**

achieves the state-of-the-art results on RefCOCO series[32, 53] and the results on par with the expert model on detection dataset MSCOCO[25]. To summarize, the contributions are as follows:

1. We first introduce a language-prompted localization dataset that consists of 6M basic pre-training data and 500K instruction-following data, encompassing various types of localization-related scenarios.
2. We present **Griffon**, a unified LVLm-based baseline without extra structures. It is capable of localizing all objects at any granularity based on free-form input texts.
3. We have conducted comprehensive experiments on REC datasets RefCOCO series and object detection dataset MSCOCO 2017. **Griffon** achieves new state-of-the-art results on RefCOCO series and approach the performance of detection expert model.

## 2. Related Work

**Object Detection.** Transformer-based and CNN-based detectors are the two primary varieties that have emerged as a result of recent advancements in object detection. CNN-based detectors excel in precise classification and bounding box regression, either on generated proposals[10, 14, 16, 26, 38] or predetermined anchors and keypoints[13, 27, 31, 37]. They typically require Non-maximum Suppression (NMS)[4] to filter out redundant detections. On the other hand, the advent of Transformers in visual tasks[44] has propelled the DETR series[5, 54, 60] into the spotlight. Although these models forgo traditional coarse proposal generation and NMS steps, they still employ learnable queries alongside regression and classification sub-networks. Pix2Seq[7] introduces an innovative approach, casting object detection as a sequence prediction challenge by encoding class labels and coordinates into discrete tokens. However, it defaults to a pre-set number of outputs, relegating “noise” predictions to specific classes based on training priors. Our proposed method diverges from these techniques by not presupposing the quantity of objects and eschewing training priors regarding size, position, and noise. During inference, our model makes predictions solely from the image and the texts of objects to be detected, eliminating the need for NMS and any other post-processings.

**Large Vision Language Models (LVLMs).** The evolution of Large Language Models (LLMs)[9, 43, 55] to accommodate multimodal inputs is a burgeoning field of interest. In order to tune interleaved image-text data, Flamingo[1] designed a visual perceiver that incorporates the visual information into the adapter layer of LLM. On the contrary, BLIP-2[23] aligns visual embeddings with textual embeddings with a Q-Former. A fully connected layer is subsequently used to feed the projected visual embeddings to LLM. Following the inclusion of instruction tuning

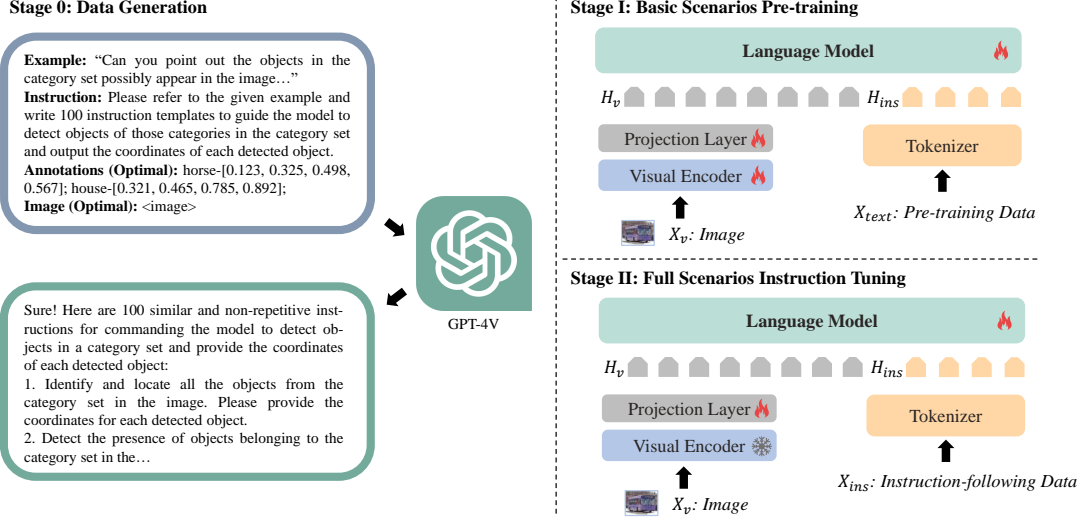


Figure 2. **Data Generation and Training Procedure.** **Griffon** follows a progressive two-stage training pipeline with the built dataset in stage 0. In different stages, distinct modules of **Griffon** are trained. The red flame represents that this module is being trained at this stage, while the gray snowflake indicates the opposite.

from NLP[17, 47], models like Mini-GPT4[59], mPLUG-OWL[51], InstructBLIP[11] have been developed. They preserve the Q-Former structure and improve the interface performance with curated instruction-following data. LLaVA[29] differs by projecting visual encoder outputs to the LLM through a trainable fully connected layer, optimized with the LLaVA-150K instruction dataset, which is commonly used for instruction tuning. More evidence of LVLMs’ remarkable visual language understanding powers and task-specific adaptability comes from the unveiling of GPT-4V[34]. Some LVLMs[3, 6, 35, 48, 52] recently have introduced referring expression comprehension data into their training regimes, endowing them with rudimentary object perception skills. Nonetheless, the precision in object localization and adaptability to complex environments remains a hurdle. To overcome these challenges, we present an exhaustive training benchmark and formulate a robust baseline purely based on LVLMs.

**Localization-Equipped LVLMs.** To rival the detection prowess of specialist models, the integration of visual expert models has been a prevalent tactic. HuggingGPT[41] enhances GPT’s capabilities by connecting with a suite of visual expert models through Application Programming Interfaces (APIs), allowing it to trigger a detection model upon recognizing an object detection prompt. AutoGPT[50] goes beyond by serving as an agent that can execute the post-processing tasks after detection. Further research[24, 33, 57] has expanded the range of APIs and refined their proficiency in specific domains. Another approach enriches the LVLM framework with dedicated detection heads[22, 46, 49, 56]. Accurate detection or seg-

mentation results are produced by certain approaches[22, 49] depending on the LLM predictions. In contrast, models such as VisionLLM[46] and GPT4RoI[56] feed the output of the detection head to the LLM in order to enhance the detection performance or achieve particular goals. Unlike the previously described approaches, our methodology does not use any external specialized heads or expert models for detection. Instead, we enhance our model’s intrinsic fine-grained object perception and spatial localization capabilities through our meticulously crafted dataset.

### 3. Methodology

In this section, we start with our constructed novel Language-Prompted Localization Dataset with scenarios analysis and detailed description of data construction in Sec. 3.1. Leveraging this dataset, we present **Griffon**, a purely Large Vision Language Model (LVLM) based localization baseline. We detail the unified conversational input-output representation under streamlined structure (Sec. 3.2). And we further detail our two-stage training pipeline in Sec. 3.3. Finally, for the optimization of multi-object scenarios, we present the training-free scoring mechanism in Sec. 3.4.

#### 3.1. Language-Prompted Localization Dataset

##### 3.1.1 Scenarios Analysis

In real world, a user may label the object with texts at different granularity. This granularity of texts can be clarified as fine-grained referents and coarse-grained categories. Current LVLMs[6, 35] focus on the single referent localization

and neglect the much challenging multiple objects localization. Besides, there are scenarios where the target might not be present in the image. Hence, based on the quantity and type of labels specified, as depicted in Fig. 1, language-prompted localization in the real-world setting can be categorized into four distinct scenarios:

- **Single Referent Localization (1 vs 1):** Models are required to distinguish the target from others and output the precise coordinates of that specific object.
- **One Category with Multi Objects (1 vs n):** Upon receiving a category name or a descriptive phrase, the model locates and outputs the coordinates of all matching objects.
- **An Non-existing Referent (None):** If the input includes descriptions of nonexistent object, the model indicates this by returning a 'None' output.
- **Multi Categories with Multi Objects (n vs n):** When inputs comprise multiple descriptions, varying in both granularity and existence, the model identifies and outputs the coordinates of all discernible objects.

### 3.1.2 Data Construction

Previous datasets[11, 29] employed by Large Vision Language Models are organized into two components, including pre-training data and instruction-following data. Datasets of different visual language tasks are merged into the pre-training data and then extracted to construct the instruction-following data. As for language-prompted localization, it's primarily related to the referring expression comprehension (REC) and object detection tasks, and can be fine-grained partitioned into four scenarios as analysed in Sec. 3.1.1. Therefore, following the data paradigm of pre-training and instruction tuning, we respectively construct base pre-training data and instruction-following data, which constitute our language-prompted localization dataset.

**Pre-training Data.** We first collect the public datasets of the REC task and object detection task. The former consists of four datasets, Visual Genome[21], RefCOCO[53], RefCOCO+[53], RefCOCOg[32], while the latter includes two main datasets, Objects365[40] and MSCOCO[8]. After filtering images whose longest edge is less than 250 and image size is different from the size in the annotation, we totally collect 6M image-language samples, including nearly 4M in REC and 2M in object detection, respectively. As pure visual tasks, the annotations of these datasets only contains the labels without task prompts. Hence, we generate corresponding task templates to format the inputs with the help of GPT-4V[34]. As shown in the left part of Fig. 2, we first prompt GPT-4V with a template example, then ask GPT-4V to generate a large number of similar templates based on the requirements. As exemplified in Fig. 3, each task template provides an interface. It can be flexibly re-

placed with other labels or phrases according to the ground truth during training. We craft 60 templates for each task, which can be randomly sampled.

**Instruction-following Data.** We construct the instruction data on the basis of the pre-training data according to the concluded four scenarios. Additionally, we incorporate the GRIT[35] for the One Category with Multi Objects scenario and the LVIS dataset[15] for its "negative categories" annotations, which aims at building instruction samples for the Non-Existing Referent scenario. On one hand, we further generate more instruction templates closer to the human daily expression with the help of GPT-4V and integrate the label with a randomly selected template to build instruction-image samples of different scenarios. On the other hand, for the case of Non-Existing Referent, we further mine negatives with a more fine-grained phrase using GPT-4V, adding extra attributes or descriptions, like "a white cat" or "people wearing a scarf". It is because directly sampling referents or categories from other images as negatives tends to be quite limited. We collect 500K unique language-image localization instruction samples in total and provide some examples of the final data in Fig. 3.

### 3.2. Unified Representation With LVLMS

Locating all objects at any granularity through Large Language Models (LLMs) still remains to be explored in LVLMS. Thus, we develop **Griffon** based on the LLaVA[29] and propose a unified input-output representation. It generates predictions requiring only a single forward pass for multi-label targets without priors, structure modifications and special tokens.

LLaVA is composed of three modules depicted in Fig. 2, including the visual encoder, projection layer, and LLM. We utilized the ViT-L/14 of CLIP[36] and LLaMA2-13B[43] as our visual encoder and LLM, respectively, while the projection layer is a lightweight fully connection layer. The input image  $X_v$  is first encoded to the visual feature  $Z_v$  and then projected to word embedding space as  $H_v$  through the projection layer. It shares the same dimensionality as the word embedding space and is concatenated with language embedding tokens  $H_{ins}$ , which is fed to the LLM to generate outputs.

Adopting the conversational style, the inputs of LLaVA are free-form texts ranging from commands to questions. Inheriting from the LLaVA, **Griffon** can also accept free-form inputs and further unifies inputs of different scenarios naturally. However, as LLaVA is aimed at visual language understanding tasks, it cannot handle the object coordinates exactly. Also, previous methods[6, 35] can only output the textual coordinates of the single detected object and require repeated forward passes for multiple referents. Therefore, we present a unified output representation for multiple objects. For a detected object, it is represented




### Pre-training Data

**Human:** Find all the objects in the image <image> that belong to the label set. Output the coordinates of each detected object. The label set includes **bus**, **person**, **chair**, **elephant**, **traffic light**, **cat**, **vase**, **spoon**. The output format for each detected object is class name-[top-left coordinate, bottom-right coordinate], e.g. person-[0.001,0.345,0.111,0.678]. Concatenate them with "&".

**Answer:** bus-[0.072, 0.169, 0.952, 0.888]&person-[0.489, 0.395, 0.59, 0.535]&person-[0.008, 0.527, 0.080, 0.753]&tie-[0.522, 0.456, 0.544, 0.488]&tie-[0.043, 0.568, 0.050, 0.635]&person-[0.015, 0.108, 0.052, 0.158]&traffic light-[0.087, 0.001, 0.108, 0.065]&traffic light-[0.190, 0.136, 0.199, 0.159]

**Human:** Illustrate the position of the walking man in the picture.

**Answer:** the walking man-[0.008, 0.527, 0.080, 0.753].



---

### Instruction-following Data

**Human (1 vs. 1):** Where is the man wearing a light brown coat and scarf in the middle in the image?

**Answer:** [0.468, 0.409, 0.515, 0.647]

**Human (1 vs. n):** Is there any bus in the image?

**Answer:** bus-[0.577, 0.146, 0.846, 0.687]&bus-[0.308, 0.259, 0.496, 0.641]

**Human (None):** Please help us locate the baby sitting in the car.

**Answer:** None.

**Human (n vs. n):** Examine the image for any objects from the list, which includes car, skateboard, bus, person, motorcycle, tie, sculpture, backpack, dog and surfboard.

**Answer:** car-[0.799, 0.436, 1.000, 0.758]&motorcycle-[0.526, 0.513, 0.553, 0.605]&bus-[0.577, 0.146, 0.846, 0.687]&bus-[0.308, 0.259, 0.496, 0.641]&person-[0.237, 0.432, 0.327, 0.727]&person-[0.061, 0.422, 0.127, 0.706]&person-[0.516, 0.442, 0.564, 0.574]&car-[0.557, 0.472, 0.58, 0.583]&car-[0.497, 0.441, 0.532, 0.476]&backpack-[0.251, 0.547, 0.276, 0.623]...




Figure 3. **Samples of Language-Prompted Localization Dataset.** All the images of the benchmark are collected and filtered from public datasets. Instructions are generated with the proposed method using GPT-4V[34]. The red indicates that this object does not exist in the image, while the green indicates the opposite.

with the top-left and bottom-right coordinates along with its label, formatted as “label-[x1, y1, x2, y2]”. This can be adapted to multi-object scenario seamlessly by concatenating all detected objects with “&”, without introducing connection placeholders[3].

As for the representation of coordinates, there are mainly two types: extra special representation which creates new tokens to represent each coordinate in the axis, and numerical characters representation which directly use numerals in natural languages. Shikra[6] conducts a comparison experiment on these two representations on REC task and the conclusion is the numerical approach can achieve better performance. Also, as the embeddings of the extra tokens out of original vocabulary need to be trained from scratch, it results in slower convergence. Hence, we employ numerical characters for normalized coordinates and set the precision to 0.001. This precision strikes a balance between reducing the localization error for small objects (area less than  $32 \times 32$  pixels) and the length of the sequence.

### 3.3. Progressive Two-Stage Training Pipeline

Previous LVLMs equipped with localization capability add REC data to the vision and language alignment phrase, and then finetune on designed localization-related instructions. By increasing the amount of data, this approach is feasible for tasks like REC that only output coordinates of the single object. However, when handling multiple objects of different granularities, it requires the model to have a foundation understanding of the scene and in-context of the entire image. Based on this insight and borrowing from pre-training and instruction tuning paradigm from LLM, we propose the

progressive two-stage training pipeline.

**Stage I: Basic Scenarios Pre-training.** The first stage is designed to enhance the multi-object perception capability and achieve localization in basic scenarios. We start by initialization with the weights from LLaVA to equip **Griffon** with the vision language alignment capability and the instruction comprehension capability. Furthermore, we use the whole 6M pre-training data in language-prompted localization dataset for pre-training with the goal of creating a foundation model that has the ability to accurately locate all objects in an image. To construct the input language  $X_{ins}$ , for each image  $X_v$ , a template will be sampled randomly from the all templates generated and integrated with the label. Instead of only training the projector, we train the entire network. In this way, with the fine-grained supervision, the details will be kept in the visual features, beneficial for small targets and fine-grained discrimination.

**Stage II: Full Scenarios Instruction Tuning.** To accustom to the full scenario, we conduct instruction tuning on the foundation model developed in the stage II. To be specific, following the first pre-training stage, the model has already developed the ability to localize objects based on free-form texts at any granularity. However, it fails to comprehend the instructions from specific scenarios and user intentions. Therefore, we further finetune the LLM and projection layer of **Griffon** with the 500K instruction data covering all four scenarios to refine the model’s capabilities of comprehending user’s intention.

### 3.4. Training-Free Confidence Scoring Mechanism

In object detection task, expert models often predict an additional confidence score for each detected object to highlight high-quality bounding boxes. This approach mirrors the human cognitive process, which prioritizes attention towards objects of confidence based on existing knowledge. As a general optimization strategy, we present a training-free multi-object confidence scoring mechanism for **Griffon**. It generates a output sequence  $X_a$  of length  $L_a$  in an auto-regressive way, and the probability is computed by:

$$p(X_a|X_v, X_{ins}) = \prod_{j=1}^{L_a} p_\theta(x_{a,j}|X_v, X_{ins}, X_{a,<j}) \quad (1)$$

where  $\theta$  is the model parameters,  $X_{ins}, X_{a,<j}$  are the instructions and answer tokens before the current prediction token  $x_{a,j}$ , respectively. At each step of the generation phrase until the  $[EOS]$  token, we will get the conditional probability  $p_\theta(x_{a,j}|X_v, X_{ins}, X_{a,<j})$  of  $x_{a,j}$ . For each predicted object label  $R$ , it consists of  $L_r$  tokens. Supposing this label starts at  $k^{th}$  token in the sequence, the conditional probability of generating this label can be computed according to Bayes' theorem by:

$$p(R|X_v, X_{ins}, x_{a,<k}) = \prod_{j=k}^{k+L_r} p_\theta(x_{a,j}|X_v, X_{ins}, X_{a,<j}) \quad (2)$$

where  $X_v, X_{ins}$  are the visual and instruction inputs, and  $x_{a,<k}$  are the answer tokens up to the  $k^{th}$  token. This applies to the coordinates as well. With the conditional probability of each coordinate, we compute the localization confidence score for a bounding box starting from the  $k^{th}$  token by:

$$p_{loc} = \prod_{coord \in \{x1,y1,x2,y2\}} p(coord|X_v, X_{ins}, X_{a,<k}), \quad (3)$$

where  $x1, y2, x2, y2$  are the top-left and bottom coordinates, respectively. The final confidence score for a detected object is the geometric mean of the label score and localization score, where  $q = 0.5$ :

$$score = p(R|X_v, X_{ins}, X_{a,<j})^q \times p_{loc}^{1-q}. \quad (4)$$

## 4. Experiments

In this section, we first introduce the key implementation details briefly. Based on the implementation, We conduct experiments on two localization-related tasks separately, including object detection and referring expression comprehension. These two tasks incorporates the four scenarios and can be utilized to evaluate the fine-grained object perception capability with spatial localization. After that, ablation studies are provided to better comprehend the detailed options of **Griffon**.

### 4.1. Implementation Details

As demonstrated in Sec. 3.3, we initialize **Griffon** with the weights of LLaVA[29] to inherit the basic object perception ability. To strike a balance between the training efficiency and small objects compatibility, we increase the image input size to 448 applying the bilinear interpolation to the position embedding of the visual encoder. After the initialization, we adopt the burn-in strategy to warm up **Griffon** with partial REC datasets for 1 epoch. The learning rate is set to  $2e-5$  with the global batch size of 128. Then, **Griffon** is trained according to the design pipeline with 1 epoch for each stage. With the increase of data in the stage I, we align the batch size with the available computation resources, set to 256 with the learning rate linear scaled to  $4e-5$ . In stage II, we decrease the batch size to 128 together with the learning rate to  $2e-5$ . More details can be found at the Appendix.

### 4.2. Experiments on Referring Expression Comprehension

Referring expression comprehension (REC) is aimed at the single referent scenario, reflecting the fine-gained determination capability with spatial localization. In Tab. 1, we compare **Griffon** with a group of popular frameworks on RefCOCO[53], RefCOCO+[53], and RefCOCOg[32]. We mainly compare **Griffon** with the generalists based on Large Vision Language Models (LVLMs), because they share the similar structure and training approach. As these generalists are different in the scale of Large Language Models and the amount of data, we list the characteristics in the table. Meanwhile, we also present the results of some experts to demonstrate the level **Griffon** has reached. As shown in Tab. 1, **Griffon** surpasses other models utilizing the same amount of REC pre-training data on all metrics. For fair comparison of the training pipeline we build, we follow the previous models to only employ single referent data during pre-training. This makes the model focus on the dominant single referent localization, though the expression annotated might corresponding to multi objects. It is the crux of the previous high performance on REC task but failing in all multi-object scenarios for current generalists. In this setting, our model also achieve the state-of-the-art results, proving the effectiveness of our pipeline.

### 4.3. Experiments on Object Detection

Object detection integrates the One Category with Multi Objects scenario, Multi Categories With Multi Objects scenario, and the Non-existing Referent scenario into one task. It can reflect the capabilities dealing with complex scenarios. We conduct experiments on the widely-used object detection benchmark MSCOCO[25]. Since the existing popular LVLMs methods do not have the ability to locate multiple objects of the same category, nor have they been evaluated on detection datasets, we mainly compare our model

Type	Model	Data	RefCOCO			RefCOCO+			RefCOCOg	
			val	test-A	test-B	val	test-A	test-B	val	test
Specialists	MDETR[19]	-	87.5	90.4	82.7	81.1	85.5	73.0	83.3	83.3
	TransVG[12]		81.0	82.7	78.4	64.8	70.7	56.9	68.7	67.7
	G-DINO-L[30]		90.6	93.2	88.2	82.8	89.0	75.9	86.1	87.0
	UNINEXT-L[49]		91.4	93.7	88.9	83.1	87.9	76.2	86.9	87.5
Generalists	OFA-L[45]	10M	80.0	83.7	76.4	68.3	76.0	61.8	67.8	67.5
	Qwen-VL[3]	77M	89.4	92.3	85.3	83.1	88.3	77.2	85.6	85.5
	PINK[48]	5M	88.7	92.1	84.0	81.8	88.2	73.9	83.9	84.3
	FERRET-13B[52]	8.7M	89.5	92.4	84.4	82.8	88.1	75.2	85.8	86.3
	Shikra-13B[6]	4M	87.8	90.6	80.2	82.9	87.8	74.4	82.6	83.2
	<b>Griffon-13B</b>	6M	88.0	92.1	81.9	81.5	88.2	73.3	82.9	84.3
	<b>Griffon-13B*</b>	4M	<b>90.1</b>	<b>93.4</b>	<b>86.1</b>	<b>84.8</b>	<b>90.5</b>	<b>77.8</b>	<b>86.1</b>	<b>87.2</b>

Table 1. Referring Expression Comprehension(REC) results on RefCOCO[53], RefCOCO+[53], and RefCOCOg[32], which focus on the single referent localization scenario. Data represents the amount of data used for pre-training and instruction tuning approximately. \* represents the reproduced result of training with our design pipeline but removing the detection data in the pre-training data to provide a fair comparison, as all above models only focus on the REC task.

Type	Model	Input Size	Epochs	$mAP$	$AP_{50}$	$AP_{75}$	$AP_S$	$AP_M$	$AP_L$
Specialists	FRCNN-R50[38]	448	1×	26.3	42.1	27.5	4.6	27.7	49.9
	Pix2Seq-R50[7]	1333	1×	43.0	61.0	45.6	25.1	46.9	59.4
	DETR-DC5[5]	1333	1×	15.5	29.4	14.5	4.3	15.1	26.9
Generalists	<b>Griffon-13B</b>	448	1	23.2	37.6	23.4	4.6	22.8	47.9

Table 2. Object Detection results on MSCOCO val2017, which combines the three scenarios mentioned except the single referent localization. **Griffon** is the only generalist capable of object detection and evaluation on the benchmark directly.

with basic expert models in Tab. 2. As the input resolution and training epoch especially for DETRs greatly affect the performance, we add these parameters to the table to provide a comprehensive and fair comparison. As illustrated in Tab. 2, **Griffon** approaches the performance of the expert model Faster RCNN and achieves 7.7% improvements on mAP compared with the DETR under approximate training iterations. Combining the results of REC task, it can be concluded that **Griffon** is better than the previous generalist models with overall stronger localization capability especially for small objects by introducing the multi-object data and the designed unified input-output representation.

#### 4.4. Ablation Study

In this section, we ablate on two key design in **Griffon**. We conduct these experiments on object detection task for demonstration.

**Unified Representation Order.** In Sec. 3.2, we introduce the proposed unified representation which bridging the gap for Single Referent Scenario and comprehensive scenarios with multiple objects for LVLMs. As **Griffon** generate outputs in sequence to sequence manner, the relative positions of the coordinates and labels would affect the perfor-

Order	mAP	$AP_{50}$	$AP_{75}$	$AR_{100}$
Coord-first	17.8	28.9	17.9	30.5
Label-first	22.2	35.4	22.6	33.0

Table 3. Ablation study of unified representation order on multi-object object detection benchmark MSCOCO[25]. The Coord-First order is “[x1,y1,x2,y2]-label”, and the Label-First is the opposite. Models there are trained for one epoch on the subset for efficiency.

mance especially for the multi-object prediction. To compare the effectiveness of these two approaches, we directly train the model with the pre-training data for 1 epoch for fast validation and evaluate on the MSCOCO. Also, as the scoring mechanism is related with positions, we set the score of each prediction to 0.99 fairly. As shown in Tab. 3, the label-first order surpasses the coord-first order on all metrics, with the mAP improving by +4.4%. We believe the difference is due to placing the label first can provide more uncertainty, as it corresponds to multiple different objects, to increase the number of predictions and further improve the recall rate. Therefore, we finally utilize the label-first



Figure 4. Visualization results of Qwen-VL[3], Grounding DINO[30] and **Griffon** across four scenarios. We use abbreviations to substitute the four scenarios.

loc	label	mAP	$AP_{50}$	$AP_{75}$	$AR_{100}$
×	×	20.9	35.0	20.7	33.9
✓	×	22.2	35.4	22.6	33.0
✓	✓	23.2	37.7	23.4	33.9

Table 4. Ablation study of Training-free Scoring Mechanism on multi-object object detection benchmark MSCOCO[25].

format in **Griffon**.

**Confidence Scoring Mechanism.** To optimize the multi-object predictions, we present the training-free confidence scoring mechanism. It produce a conditional possibility of the generated tokens, indicating the confidence of this prediction. As demonstrated in Sec. 3.4, it is represented by the geometric mean of the label score and the localization score. We validate the effectiveness of the proposed scoring mechanism in Tab. 4. The localization score can improve the multi-object performance by +1.3% mAP on the MSCOCO compared with the baseline. Combining these two scores, the final score improves the mAP by 2.1% overall. The result is quite evident because if removing the score the evaluation degrades into a random process leading to mismatches. With the confidence scores, the prediction with higher score, *i.e.* higher quality, will be matched with the ground truth. Therefore, it’s better to utilize the training-free confidence scoring mechanism during inference.

#### 4.5. Qualitative Analysis

To gain more insights into **Griffon**, we conduct extensive visualizations in Fig. 4. We qualitative validate the effectiveness of **Griffon** by comparing it with the expert model Grounding DINO and the generalist model Qwen-VL at the

four scenarios. As shown in Fig. 4, **Griffon** outperforms the other two models. For single referent scenarios, **Griffon** can not only localize objects of normal sizes but also small objects compared to Qwen-VL. Also, **Griffon** can refuse to output when the input object is nonexistent and doesn’t omit any objects in the One Category with Multi Objects scenario. It further approaches the performance of the expert model Grounding DINO in Multi Categories with Multi Objects scenario in the case of lower resolution (448 vs. 1333), accurately localizing the small objects and objects partially hidden. Therefore, our **Griffon** is capable of being applied in the real world scenarios requiring exact localization.

## 5. Conclusion

In this paper, we present a first language-prompted localization dataset with 6M pre-training data and 500K Instruction-following data across various scenarios. Leveraging this dataset, we propose a pure Large Vision Language Model based baseline, **Griffon**. It is capable of localizing objects based on the input texts at any granularity, without introducing any priors, detection modules, or specail tokens. **Griffon** achieves the state-of-the-art results on referring expression comprehension task and approaches the capabilities of visual expert model Faster RCNN on the detection benchmark.

**Limitations.** In this paper, **Griffon** is an innovative baseline purely based on the Large Vision Language models (LVLMs), capable of localizing objects at any granularity. However, in this paper, we mainly focus on the localization and conduct experiments only in this domain. Integrating other tasks into **Griffon** is our limitation and future direction.



## References

- [1] Jean-Baptiste Alayrac, Jeff Donahue, Pauline Luc, Antoine Miech, Iain Barr, Yana Hasson, Karel Lenc, Arthur Mensch, Katherine Millican, Malcolm Reynolds, et al. Flamingo: a visual language model for few-shot learning. *Advances in Neural Information Processing Systems*, 35:23716–23736, 2022. [2](#)
- [2] Stanislaw Antol, Aishwarya Agrawal, Jiasen Lu, Margaret Mitchell, Dhruv Batra, C Lawrence Zitnick, and Devi Parikh. Vqa: Visual question answering. In *Proceedings of the IEEE international conference on computer vision*, pages 2425–2433, 2015. [1](#)
- [3] Jinze Bai, Shuai Bai, Shusheng Yang, Shijie Wang, Sinan Tan, Peng Wang, Junyang Lin, Chang Zhou, and Jingren Zhou. Qwen-vl: A versatile vision-language model for understanding, localization, text reading, and beyond. *arXiv preprint arXiv:2308.12966*, 2023. [1](#), [2](#), [3](#), [5](#), [7](#), [8](#)
- [4] Navaneeth Bodla, Bharat Singh, Rama Chellappa, and Larry S. Davis. Soft-nms – improving object detection with one line of code. In *Proceedings of the IEEE International Conference on Computer Vision (ICCV)*, 2017. [2](#)
- [5] Nicolas Carion, Francisco Massa, Gabriel Synnaeve, Nicolas Usunier, Alexander Kirillov, and Sergey Zagoruyko. End-to-end object detection with transformers. In *European conference on computer vision*, pages 213–229. Springer, 2020. [2](#), [7](#)
- [6] Keqin Chen, Zhao Zhang, Weili Zeng, Richong Zhang, Feng Zhu, and Rui Zhao. Shikra: Unleashing multi-modal llm’s referential dialogue magic. *arXiv preprint arXiv:2306.15195*, 2023. [1](#), [3](#), [4](#), [5](#), [7](#)
- [7] Ting Chen, Saurabh Saxena, Lala Li, David J Fleet, and Geoffrey Hinton. Pix2seq: A language modeling framework for object detection. *arXiv preprint arXiv:2109.10852*, 2021. [2](#), [7](#)
- [8] Xinlei Chen, Hao Fang, Tsung-Yi Lin, Ramakrishna Vedantam, Saurabh Gupta, Piotr Dollár, and C Lawrence Zitnick. Microsoft coco captions: Data collection and evaluation server. *arXiv preprint arXiv:1504.00325*, 2015. [1](#), [4](#)
- [9] Aakanksha Chowdhery, Sharan Narang, Jacob Devlin, Maarten Bosma, Gaurav Mishra, Adam Roberts, Paul Barham, Hyung Won Chung, Charles Sutton, Sebastian Gehrmann, et al. Palm: Scaling language modeling with pathways. *arXiv preprint arXiv:2204.02311*, 2022. [2](#)
- [10] Jifeng Dai, Yi Li, Kaiming He, and Jian Sun. R-fcn: Object detection via region-based fully convolutional networks. *Advances in neural information processing systems*, 29, 2016. [2](#)
- [11] Wenliang Dai, Junnan Li, Dongxu Li, Anthony Meng Huat Tiong, Junqi Zhao, Weisheng Wang, Boyang Li, Pascale Fung, and Steven Hoi. Instructblip: Towards general-purpose vision-language models with instruction tuning, 2023. [1](#), [3](#), [4](#)
- [12] Jiajun Deng, Zhengyuan Yang, Tianlang Chen, Wengang Zhou, and Houqiang Li. Transvg: End-to-end visual grounding with transformers. In *Proceedings of the IEEE/CVF International Conference on Computer Vision*, pages 1769–1779, 2021. [7](#)
- [13] Kaiwen Duan, Song Bai, Lingxi Xie, Honggang Qi, Qingming Huang, and Qi Tian. Centernet: Keypoint triplets for object detection. In *Proceedings of the IEEE/CVF international conference on computer vision*, pages 6569–6578, 2019. [2](#)
- [14] Ross Girshick. Fast r-cnn. In *Proceedings of the IEEE international conference on computer vision*, pages 1440–1448, 2015. [2](#)
- [15] Agrim Gupta, Piotr Dollar, and Ross Girshick. Lvis: A dataset for large vocabulary instance segmentation. In *Proceedings of the IEEE/CVF conference on computer vision and pattern recognition*, pages 5356–5364, 2019. [4](#)
- [16] Kaiming He, Georgia Gkioxari, Piotr Dollár, and Ross Girshick. Mask r-cnn. In *Proceedings of the IEEE international conference on computer vision*, pages 2961–2969, 2017. [2](#)
- [17] Or Honovich, Thomas Scialom, Omer Levy, and Timo Schick. Unnatural instructions: Tuning language models with (almost) no human labor. *arXiv preprint arXiv:2212.09689*, 2022. [3](#)
- [18] Justin Johnson, Bharath Hariharan, Laurens Van Der Maaten, Li Fei-Fei, C Lawrence Zitnick, and Ross Girshick. Clevr: A diagnostic dataset for compositional language and elementary visual reasoning. In *Proceedings of the IEEE conference on computer vision and pattern recognition*, pages 2901–2910, 2017. [1](#)
- [19] Aishwarya Kamath, Mannat Singh, Yann LeCun, Ishan Misra, Gabriel Synnaeve, and Nicolas Carion. Mdetr-modulated detection for end-to-end multi-modal understanding. *arXiv preprint arXiv:2104.12763*, 2021. [7](#)
- [20] Alexander Kirillov, Eric Mintun, Nikhila Ravi, Hanzi Mao, Chloe Rolland, Laura Gustafson, Tete Xiao, Spencer Whitehead, Alexander C Berg, Wan-Yen Lo, et al. Segment anything. *arXiv preprint arXiv:2304.02643*, 2023. [2](#)
- [21] Ranjay Krishna, Yuke Zhu, Oliver Groth, Justin Johnson, Kenji Hata, Joshua Kravitz, Stephanie Chen, Yannis Kalantidis, Li-Jia Li, David A Shamma, et al. Visual genome: Connecting language and vision using crowdsourced dense image annotations. *International journal of computer vision*, 123:32–73, 2017. [4](#)
- [22] Xin Lai, Zhuotao Tian, Yukang Chen, Yanwei Li, Yuhui Yuan, Shu Liu, and Jiaya Jia. Lisa: Reasoning segmentation via large language model. *arXiv preprint arXiv:2308.00692*, 2023. [2](#), [3](#)
- [23] Junnan Li, Dongxu Li, Silvio Savarese, and Steven Hoi. BLIP-2: bootstrapping language-image pre-training with frozen image encoders and large language models. In *ICML*, 2023. [2](#)
- [24] Yaobo Liang, Chenfei Wu, Ting Song, Wenshan Wu, Yan Xia, Yu Liu, Yang Ou, Shuai Lu, Lei Ji, Shaoguang Mao, et al. Taskmatrix. ai: Completing tasks by connecting foundation models with millions of apis. *arXiv preprint arXiv:2303.16434*, 2023. [2](#), [3](#)
- [25] Tsung-Yi Lin, Michael Maire, Serge Belongie, James Hays, Pietro Perona, Deva Ramanan, Piotr Dollár, and C Lawrence Zitnick. Microsoft coco: Common objects in context. In *Computer Vision–ECCV 2014: 13th European Conference, Zurich, Switzerland, September 6–12, 2014, Proceedings, Part V 13*, pages 740–755. Springer, 2014. [2](#), [6](#), [7](#), [8](#)

- [26] Tsung-Yi Lin, Piotr Dollár, Ross Girshick, Kaiming He, Bharath Hariharan, and Serge Belongie. Feature pyramid networks for object detection. In *Proceedings of the IEEE conference on computer vision and pattern recognition*, pages 2117–2125, 2017. 2
- [27] Tsung-Yi Lin, Priya Goyal, Ross Girshick, Kaiming He, and Piotr Dollár. Focal loss for dense object detection. In *Proceedings of the IEEE international conference on computer vision*, pages 2980–2988, 2017. 2
- [28] Fuxiao Liu, Kevin Lin, Linjie Li, Jianfeng Wang, Yaser Yacoob, and Lijuan Wang. Mitigating hallucination in large multi-modal models via robust instruction tuning, 2023. 1
- [29] Haotian Liu, Chunyuan Li, Qingyang Wu, and Yong Jae Lee. Visual instruction tuning, 2023. 1, 3, 4, 6
- [30] Shilong Liu, Zhaoyang Zeng, Tianhe Ren, Feng Li, Hao Zhang, Jie Yang, Chunyuan Li, Jianwei Yang, Hang Su, Jun Zhu, et al. Grounding dino: Marrying dino with grounded pre-training for open-set object detection. *arXiv preprint arXiv:2303.05499*, 2023. 2, 7, 8
- [31] Wei Liu, Dragomir Anguelov, Dumitru Erhan, Christian Szegedy, Scott Reed, Cheng-Yang Fu, and Alexander C Berg. Ssd: Single shot multibox detector. In *Computer Vision—ECCV 2016: 14th European Conference, Amsterdam, The Netherlands, October 11–14, 2016, Proceedings, Part I 14*, pages 21–37. Springer, 2016. 2
- [32] Varun K Nagaraja, Vlad I Morariu, and Larry S Davis. Modeling context between objects for referring expression understanding. In *Computer Vision—ECCV 2016: 14th European Conference, Amsterdam, The Netherlands, October 11–14, 2016, Proceedings, Part IV 14*, pages 792–807. Springer, 2016. 2, 4, 6, 7
- [33] Reiichiro Nakano, Jacob Hilton, Suchir Balaji, Jeff Wu, Long Ouyang, Christina Kim, Christopher Hesse, Shantanu Jain, Vineet Kosaraju, William Saunders, et al. Webgpt: Browser-assisted question-answering with human feedback. *arXiv preprint arXiv:2112.09332*, 2021. 3
- [34] OpenAI. Gpt-4 technical report, 2023. 2, 3, 4, 5
- [35] Zhiliang Peng, Wenhui Wang, Li Dong, Yaru Hao, Shaohan Huang, Shuming Ma, and Furu Wei. Kosmos-2: Grounding multimodal large language models to the world. *ArXiv*, abs/2306, 2023. 1, 2, 3, 4
- [36] Alec Radford, Jong Wook Kim, Chris Hallacy, Aditya Ramesh, Gabriel Goh, Sandhini Agarwal, Girish Sastry, Amanda Askell, Pamela Mishkin, Jack Clark, et al. Learning transferable visual models from natural language supervision. In *International conference on machine learning*, pages 8748–8763. PMLR, 2021. 4
- [37] Joseph Redmon, Santosh Divvala, Ross Girshick, and Ali Farhadi. You only look once: Unified, real-time object detection. In *Proceedings of the IEEE conference on computer vision and pattern recognition*, pages 779–788, 2016. 2
- [38] Shaoqing Ren, Kaiming He, Ross Girshick, and Jian Sun. Faster r-cnn: Towards real-time object detection with region proposal networks. *Advances in neural information processing systems*, 28, 2015. 2, 7
- [39] Xiaozhe Ren, Pingyi Zhou, Xinfan Meng, Xinjing Huang, Yadao Wang, Weichao Wang, Pengfei Li, Xiaoda Zhang, Alexander Podolskiy, Grigory Arshinov, Andrey Bout, Irina Piontkovskaya, Jiansheng Wei, Xin Jiang, Teng Su, Qun Liu, and Jun Yao. Pangu- $\sigma$ : Towards trillion parameter language model with sparse heterogeneous computing, 2023. 1
- [40] Shuai Shao, Zeming Li, Tianyuan Zhang, Chao Peng, Gang Yu, Xiangyu Zhang, Jing Li, and Jian Sun. Objects365: A large-scale, high-quality dataset for object detection. In *Proceedings of the IEEE/CVF international conference on computer vision*, pages 8430–8439, 2019. 4
- [41] Yongliang Shen, Kaitao Song, Xu Tan, Dongsheng Li, Weiming Lu, and Yueting Zhuang. Hugginggpt: Solving ai tasks with chatgpt and its friends in huggingface. *arXiv preprint arXiv:2303.17580*, 2023. 2, 3
- [42] Yin Shukang, Fu Chaoyou, Zhao Sirui, Xu Tong, Wang Hao, Sui Dianbo, Shen Yunhang, Li Ke, Sun Xing, and Chen Enhong. Woodpecker: Hallucination correction for multimodal large language models. *arXiv preprint arXiv:2310.16045*, 2023. 1
- [43] Hugo Touvron, Louis Martin, Kevin Stone, Peter Albert, Amjad Almahairi, Yasmine Babaei, Nikolay Bashlykov, Soumya Batra, Prajjwal Bhargava, Shruti Bhosale, et al. Llama 2: Open foundation and fine-tuned chat models. *arXiv preprint arXiv:2307.09288*, 2023. 2, 4
- [44] Ashish Vaswani, Noam Shazeer, Niki Parmar, Jakob Uszkoreit, Llion Jones, Aidan N Gomez, Łukasz Kaiser, and Illia Polosukhin. Attention is all you need. *Advances in neural information processing systems*, 30, 2017. 2
- [45] Peng Wang, An Yang, Rui Men, Junyang Lin, Shuai Bai, Zhikang Li, Jianxin Ma, Chang Zhou, Jingren Zhou, and Hongxia Yang. Ofa: Unifying architectures, tasks, and modalities through a simple sequence-to-sequence learning framework. In *International Conference on Machine Learning*, pages 23318–23340. PMLR, 2022. 7
- [46] Wenhui Wang, Zhe Chen, Xiaokang Chen, Jiannan Wu, Xizhou Zhu, Gang Zeng, Ping Luo, Tong Lu, Jie Zhou, Yu Qiao, et al. Visionllm: Large language model is also an open-ended decoder for vision-centric tasks. *arXiv preprint arXiv:2305.11175*, 2023. 2, 3
- [47] Yizhong Wang, Yeganeh Kordi, Swaroop Mishra, Alisa Liu, Noah A Smith, Daniel Khashabi, and Hannaneh Hajishirzi. Self-instruct: Aligning language model with self generated instructions. *arXiv preprint arXiv:2212.10560*, 2022. 3
- [48] Shiyu Xuan, Qingpei Guo, Ming Yang, and Shiliang Zhang. Pink: Unveiling the power of referential comprehension for multi-modal llms, 2023. 2, 3, 7
- [49] Bin Yan, Yi Jiang, Jiannan Wu, Dong Wang, Ping Luo, Zehuan Yuan, and Huchuan Lu. Universal instance perception as object discovery and retrieval. In *Proceedings of the IEEE/CVF Conference on Computer Vision and Pattern Recognition*, pages 15325–15336, 2023. 3, 7
- [50] Hui Yang, Sifu Yue, and Yunzhong He. Auto-gpt for online decision making: Benchmarks and additional opinions. *arXiv preprint arXiv:2306.02224*, 2023. 3
- [51] Qinghao Ye, Haiyang Xu, Guohai Xu, Jiabo Ye, Ming Yan, Yiyang Zhou, Junyang Wang, Anwen Hu, Pengcheng Shi, Yaya Shi, Chaoya Jiang, Chenliang Li, Yuanhong Xu, Hehong Chen, Junfeng Tian, Qian Qi, Ji Zhang, and Fei

- Huang. mplug-owl: Modularization empowers large language models with multimodality, 2023. 3
- [52] Haoxuan You, Haotian Zhang, Zhe Gan, Xianzhi Du, Bowen Zhang, Zirui Wang, Liangliang Cao, Shih-Fu Chang, and Yinfei Yang. Ferret: Refer and ground anything anywhere at any granularity. *arXiv preprint arXiv:2310.07704*, 2023. 2, 3, 7
- [53] Licheng Yu, Patrick Poirson, Shan Yang, Alexander C Berg, and Tamara L Berg. Modeling context in referring expressions. In *Computer Vision—ECCV 2016: 14th European Conference, Amsterdam, The Netherlands, October 11–14, 2016, Proceedings, Part II 14*, pages 69–85. Springer, 2016. 2, 4, 6, 7
- [54] Hao Zhang, Feng Li, Shilong Liu, Lei Zhang, Hang Su, Jun Zhu, Lionel M Ni, and Heung-Yeung Shum. Dino: Detr with improved denoising anchor boxes for end-to-end object detection. *arXiv preprint arXiv:2203.03605*, 2022. 2
- [55] Susan Zhang, Stephen Roller, Naman Goyal, Mikel Artetxe, Moya Chen, Shuohui Chen, Christopher Dewan, Mona Diab, Xian Li, Xi Victoria Lin, et al. Opt: Open pre-trained transformer language models. *arXiv preprint arXiv:2205.01068*, 2022. 2
- [56] Shilong Zhang, Peize Sun, Shoufa Chen, Min Xiao, Wenqi Shao, Wenwei Zhang, Kai Chen, and Ping Luo. Gpt4roi: Instruction tuning large language model on region-of-interest. *arXiv preprint arXiv:2307.03601*, 2023. 2, 3
- [57] Yang Zhao, Zhijie Lin, Daquan Zhou, Zilong Huang, Jiashi Feng, and Bingyi Kang. Bubogpt: Enabling visual grounding in multi-modal llms. *arXiv preprint arXiv:2307.08581*, 2023. 2, 3
- [58] Lianmin Zheng, Wei-Lin Chiang, Ying Sheng, Siyuan Zhuang, Zhanghao Wu, Yonghao Zhuang, Zi Lin, Zhuohan Li, Dacheng Li, Eric P Xing, Hao Zhang, Joseph E. Gonzalez, and Ion Stoica. Judging llm-as-a-judge with mt-bench and chatbot arena, 2023. 2
- [59] Deyao Zhu, Jun Chen, Xiaoqian Shen, Xiang Li, and Mohamed Elhoseiny. Minigpt-4: Enhancing vision-language understanding with advanced large language models. *arXiv preprint arXiv:2304.10592*, 2023. 1, 3
- [60] Xizhou Zhu, Weijie Su, Lewei Lu, Bin Li, Xiaogang Wang, and Jifeng Dai. Deformable detr: Deformable transformers for end-to-end object detection. *arXiv preprint arXiv:2010.04159*, 2020. 2

## A. Unleashing the Full Power of Griffon

Localizing objects based on free-form texts at any granularity is quite challenging compared with the single referent localization. We have provided a quite strong baseline capable of handling all four scenarios in the main body with results on referring expression comprehension (REC) task and object detection task. To better demonstrate the performance of **Griffon**, we offer an unreserved version of **Griffon** with slightly increased instruction following data in our extended dataset detailed in Appendix B. Also, we provide quantitative evaluation for the One Category with Multi Objects scenario to fully further underscore **Griffon**'s effectiveness.

**Enhanced results on REC and object detection.** As evidenced in Tab. 5, **Griffon** outperforms comparable models in the REC task and approaches the REC-enhanced version's capabilities. Remarkably, it surpasses Qwen-VL in the RefCOCO and RefCOCO+ validation/test-A sets, and the RefCOCOG test set, despite Qwen-VL using nearly 10× the training data. Meanwhile, **Griffon** also shows a 1.6% mAP improvement in object detection nearing the performance of Faster RCNN, and exceeds Faster RCNN by 1.3% in detecting smaller objects as seen in Tab. 6. Therefore, its abilities to rival Single Referent scenario-focused models in REC and approach expert object detection models are noteworthy.

**Results on phase grounding.** Beyond visualization results, we present quantitative evaluations for the One Category with Multiple Objects scenario in phase grounding tasks. Large Vision Language Models (LVLMs) are typically limited to the Single Referent scenario, predicting only one box per phase, often missing out on multiple instances. In this way, they are only evaluated with the MERGED-BOXES protocol ignoring the single instance in the group an phase refers to. **Griffon** excels in multi-object scenarios, seamlessly localizing both fine-grained and coarse-grained phases. We firstly evaluate this scenario on Flickr30K Entities with both ANY-BOX protocol and MERGED-BOXES protocol. As depicted in the Tab. 7, **Griffon** achieves state-of-the-art on Flickr30K Entities.

## B. Details of Extended Language-prompted Detection Dataset

**Overall.** We further organize and optimize the data we have processed and extend the proposed Language-prompted Detection Dataset. By reformatting the all downloaded data of GRIT, we increase the amount of annotations to 3M and append it to the pre-training data from instruction-following data in previous version. Overall, we have 9M pre-training data and 870K instruction following data. Detailed statistics of the extended Language-prompted Detection Dataset can be found in Tab. 8.

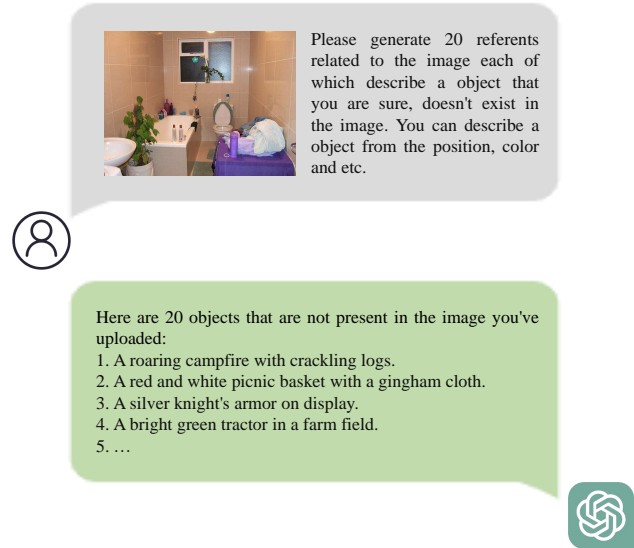


Figure 5. **Non-existing data mining with GPT-4V.** We input the requirement, example and image to the GPT-4V to ask it to return the objects that don't appear in the image with descriptions in color, position and *etc.*

**Data Processing.** The image and annotation processing involves three critical steps to ensure optimal data quality. Initially, we exclude images with a maximum resolution smaller than 250 pixels to prevent adverse effects on training. Subsequently, we rigorously review each image's annotations, discarding those with discrepancies between actual and annotated sizes – a common issue with internet-sourced images like those from GRIT. Lastly, we validate the annotations to eliminate inaccuracies, focusing on refining bounding boxes and rectifying incomplete category labels.

**Data Reformatting.** We have tailored our approach to reformat diverse source datasets into a unified language-prompted style, aligning with specific scenarios:

- For the Single Referent data, leveraging Shikra's original annotations, we refine GRIT's caption-based annotations by extracting single referents and discarding multi-object references. This step is crucial to maintain quality, especially given the prevalence of low-quality multi-object annotations. We also balance the GRIT part by retaining all middle and small objects and sampling large objects at a 1:1 ratio.
- For the One Category with Multi Objects data, unlike traditional methods using Flickr30K Entities that focus on caption-based object grounding, we extract phrases and their corresponding bounding boxes. Each phrase and its bounding boxes constitute a single annotation, aligning more closely with everyday usage.
- For the Non-existing data, we first construct from the LVIS dataset with its negative categories annotations. For



Type	Model	Data	RefCOCO			RefCOCO+			RefCOCOg	
			val	test-A	test-B	val	test-A	test-B	val	test
Specialists	MDETR	-	87.5	90.4	82.7	81.1	85.5	73.0	83.3	83.3
	TransVG		81.0	82.7	78.4	64.8	70.7	56.9	68.7	67.7
	G-DINO-L		90.6	93.2	88.2	82.8	89.0	75.9	86.1	87.0
	UNINEXT-L		91.4	93.7	88.9	83.1	87.9	76.2	86.9	87.5
Generalists	OFA-L	10M	80.0	83.7	76.4	68.3	76.0	61.8	67.8	67.5
	Qwen-VL	77M	89.4	92.3	85.3	83.1	88.3	77.2	85.6	85.5
	PINK	5M	88.7	92.1	84.0	81.8	88.2	73.9	83.9	84.3
	FERRET-13B	8.7M	89.5	92.4	84.4	82.8	88.1	75.2	85.8	86.3
	Shikra-13B	4M	87.8	90.6	80.2	82.9	87.8	74.4	82.6	83.2
	<b>Griffon-13B+</b>	7M	89.4	92.5	84.6	83.3	88.4	76.0	85.1	86.1
	<b>Griffon-13B*</b>	4M	<b>90.1</b>	<b>93.4</b>	<b>86.1</b>	<b>84.8</b>	<b>90.5</b>	<b>77.8</b>	<b>86.1</b>	<b>87.2</b>

Table 5. Referring Expression Comprehension(REC) results on RefCOCO, RefCOCO+, and RefCOCOg. Our unreserved **Griffon+** achieves the state-of-the-art results on REC task under similar amount of data.

Type	Model	Input Size	Epochs	$mAP$	$AP_{50}$	$AP_{75}$	$AP_S$	$AP_M$	$AP_L$
Specialists	FRCNN-R50	448	1×	26.3	42.1	27.5	4.6	27.7	49.9
	Pix2Seq-R50	1333	1×	43.0	61.0	45.6	25.1	46.9	59.4
	DETR-DC5	1333	1×	15.5	29.4	14.5	4.3	15.1	26.9
Generalists	<b>Griffon-13B+</b>	448	1	24.8	40.6	25.1	5.9	25.5	48.7

Table 6. Object Detection results on MSCOCO val2017. 1× means 12 epochs. As the only generalist capable of object detection and evaluation on the benchmark directly, our **enhanced Griffon** is closer to the expert model’s performance under the same input resolution.

Type	Model	ANY		MERGED	
		val	test	val	test
Specialists	BAN	-	67.9	-	-
	DDPN	-	-	72.8	73.5
	VisualBert	70.4	71.3	-	-
	MDETR	82.5	83.4	82.3	83.8
Generalists	UniTAB	-	-	78.8	79.6
	FERRET-13B	-	-	81.1	<b>84.8</b>
	Shikra-13B	-	-	77.4	78.4
	<b>Griffon-13B+</b>	<b>83.7</b>	<b>84.2</b>	<b>82.0</b>	82.8

Table 7. Results on Phase Grounding task with Flickr30K Entities. ANY represents the ANY-BOX protocol, which focus on the atomicity of each instance, while MERGED represents the MERGED-BOXES protocol evaluating whether the model finds all the referred objects with a merged box. **Griffon** is the first LVLM-based generalist capable of localizing all objects belonging to a phase and evaluation with the ANY-BOX protocol and achieves the state-of-the-art results.

each image containing the negative categories, we randomly select one category and pair it with the image to form an entry. Additionally, to increase the variety of the text granularity, we mine negative referents from the at-

tributes of the object such as the color and position with GPT-4V exemplified in Fig. 5.

- For the Multi Categories with Multi Objects, we concatenate the annotations of each image in the object detection datasets, ensuring comprehensive coverage of this scenario.

**Instruction Templates Generation.** With the reformatting data, we utilize the template generation method proposed in Sec. 3.1.2 (main body) to generate various templates for different scenarios. As shown in Tab. 9, we input the information listed in the table to the GPT-4V and the required templates will be returned. We provide some examples of the templates we generate in Fig. 6.

## C. Implementation Details

**Griffon** use the same set of the hyperparameters as the original LLaVA as shown in Tab. 10. Due to the finetuning of the visual encoder and the increase of the amount of data, we increase the global batch size to 256 to speed up the training and linearly scale the learning rate. We train the **Griffon** with 4×8 NVIDIA A100/800s.

	Annotations	Type	Source Datasets
Pre-training	4M	REC	RefCOCO, RefCOCO+/g, Visual Genome Objects365, MSCOCO GRIT
	2M	OD	
	3M	PG	
Instruction-following	288K	Single Referent	RefCOCO, RefCOCO+/g MSCOCO Flickr30K Entities LVIS
	118K	Multi Categories with Multi Objects	
	427K	One Category with Multi Objects	
	40K	Non-existing	

Table 8. **The statistic of the composition of extended Language-prompted Detection Dataset.** OD represents the object detection, and PG represents the phrase grounding with positive tokens for referents. We extend the pre-training data with additionally processed 3M GRIT data and optimize the instruction following data.

#### Inputs to GPT-4V to Generate Templates

**Single Referent & Non-existing:** Please refer to the given example and write 60 instruction templates to guide the model to localize the target object according to the input referent. The referent is represented by `<expr>`. An example is “Where is `<expr>` in the image”. The expression of generated templates should be different.

**One Category with Multi Objects:** Please refer to the given example and write 60 instruction templates to guide the model to detect objects according to the input phrase, output the coordinates of each detected object and concatenate them with `&`. An example is “Please help me locate `<some stores>` in the image `<image>`, and concatenate them with `&` if detecting multiple objects.”. The first `<>` contains the phrase describing the group of objects. `<image>` indicate the image input. Use `<expr>` to represent the phrase to be detected. The expression of generated templates should be different.

**Multi Categories with Multi Objects:** Please refer to the given example and write 60 instruction templates to guide the model to detect objects of those categories in the category set and output the coordinates of each detected object. One example is “Identify and locate all the objects from the category set in the image`<image>`. Please provide the coordinates for each detected object. The category set includes `<category set>`. The output format for each detected object is class name-[top-left coordinate, bottom-right coordinate], e.g. person-[0.001,0.345,0.111,0.678]. Concatenate them with `&`.”

Table 9. **Instruction inputs to the GPT-4V to generate the templates.** The Single Referent and Non-existing scenario share the same templates.

Hyperparameter	Pre-training	Instruction Tuning
batch size	256	128
lr	4e-5	2e-5
lr schedule	cosine decay	
lr warmup ratio	0.03	
weight decay	0	
epoch	1	1/3
optimizer	AdamW	
DeepSpeed stage	2	

Table 10. **Hyperparameters of Griffon.** The batch size and learning rate are increased in the pre-training stage compared with the original LLaVA.

## D. More Visualizations

In this section, we present additional visualizations to showcase the capabilities of **Griffon** in object localization from text descriptions of varying granularity. For each scenario, distinct images and instruction inputs are used. As illustrated in Fig. 7, **Griffon** excels in distinguishing the targeted objects from others, accurately localizing all visible objects from free-form text inputs at any granularity, and determining the presence of specified instances. Notably, as highlighted in the first example of Fig. 7c and the third example of Fig. 7d, **Griffon** adeptly identifies all targets in densely populated scenes and doesn’t overlooks small objects.

## References

- [1] Bryan A. Plummer, Liwei Wang, Chris M. Cervantes, Juan C. Caicedo, Julia Hockenmaier, and Svetlana Lazebnik. Flickr30k entities: Collecting region-to-phrase correspondences for richer image-to-sentence models. In 2015 IEEE International Conference on Computer Vision, ICCV 2015, Santiago, Chile, December 7-13, 2015, pages 2641–2649. IEEE Computer Society, 2015.
- [2] Jin-Hwa Kim, Jaehyun Jun, and Byoung-Tak Zhang. Bilinear attention networks. In Samy Bengio, Hanna M. Wallach, Hugo Larochelle, Kristen Grauman, Nicolò Cesa-Bianchi, and Roman Garnett, editors, Advances in Neural Information Processing Systems 31: Annual Conference on Neural Information Processing Systems 2018, NeurIPS 2018, December 3-8, 2018, Montfreal, Canada, pages 1571–1581, 2018.
- [3] Zhou Yu, Jun Yu, Chenchao Xiang, Zhou Zhao, Qi Tian, and Dacheng Tao. Rethinking diversified and discriminative proposal generation for visual grounding. In Jérôme Lang, editor, Proceedings of the Twenty-Seventh International Joint Conference on Artificial Intelligence, IJCAI 2018, July 13-19, 2018, Stockholm, Sweden, pages 1114–1120. ijcai.org, 2018.
- [4] Liunian Harold Li, Mark Yatskar, Da Yin, Cho-Jui Hsieh, and Kai-Wei Chang. Visualbert: A simple and performant baseline for vision and language. ArXiv preprint, abs/1908.03557, 2019.
- [5] Zhengyuan Yang, Zhe Gan, Jianfeng Wang, Xiaowei Hu, Faisal Ahmed, Zicheng Liu, Yumao Lu, and Lijuan Wang. Unitab: Unifying text and box outputs for grounded vision language modeling. In European Conference on Computer Vision, pages 521–539. Springer, 2022.

### Template Examples for Single Referent and Non-existing Scenario

1. Where does the image feature <expr>? Point it out.
2. Can you elucidate the location of <expr>?
3. In the image, where can <expr> be observed?
4. Navigate me to the section containing <expr>.
5. Illustrate the position of <expr> in the visual.
6. Which quadrant of the image is <expr> located in?
7. Help me discern the exact location of <expr>.
8. Indicate the placement of <expr> in the scene.
9. Provide a detailed location of <expr> within the photo.
10. Direct my attention to the spot showcasing <expr>.
11. What location does <expr> hold in the picture <image>? Inform me of its coordinates.
12. Identify the position of <expr> in <image> and share its coordinates.
13. I'd like to request the coordinates of <expr> within the photo <image>.
14. How can I locate <expr> in the image <image>? Please provide the coordinates.
15. I am interested in knowing the coordinates of <expr> in the picture <image>.
16. Assist me in locating the position of <expr> in the photograph <image> and its bounding box coordinates.
17. In the image <image>, I need to find <expr> and know its coordinates. Can you please help?

(a) Template examples for Single Referent and Non-existing scenario.

### Template Examples for Multi Categories with Multi Objects Scenario

1. Identify and locate all the objects from the category set in the image<image>. Please provide the coordinates for each detected object. The category set includes <category set>. The output format for each detected object is class name-[top-left coordinate, bottom-right coordinate], e.g. person-[0.001,0.345,0.111,0.678]. Concatenate them with &.
2. Detect the presence of objects belonging to the category set in the image<image> and provide the corresponding coordinates for each object. The category set includes <category set>. The output format for each detected object is class name-[top-left coordinate, bottom-right coordinate], e.g. person-[0.001,0.345,0.111,0.678]. Concatenate them with &.
3. Scan the image<image> for any objects from the category set and report the coordinates of each detected object. The category set includes <category set>. The output format for each detected object is class name-[top-left coordinate, bottom-right coordinate], e.g. person-[0.001,0.345,0.111,0.678]. Concatenate them with &.
4. Find all the objects in the image<image> that belong to the category set. Output the coordinates of each detected object. The category set includes <category set>. The output format for each detected object is class name-[top-left coordinate, bottom-right coordinate], e.g. person-[0.001,0.345,0.111,0.678]. Concatenate them with &.
5. Locate and identify the objects from the category set in the image<image>. Please provide the coordinates for each detected object. The category set includes <category set>. The output format for each detected object is class name-[top-left coordinate, bottom-right coordinate], e.g. person-[0.001,0.345,0.111,0.678].. Concatenate them with &.
6. Detect and locate objects belonging to the <category set> in the image <image> and provide their coordinates.
7. Locate and identify the objects from the <category set> in the image <image>.
8. Analyze the image<image> and detect any objects from the <category set>. Output the coordinates of each detected object.
9. Examine the image<image> for any objects from the <category set>. Report the coordinates of each detected object.
10. Perform object detection on the image<image> using the <category set>.

(b) Template examples for Multi Categories with Multi Objects scenario.

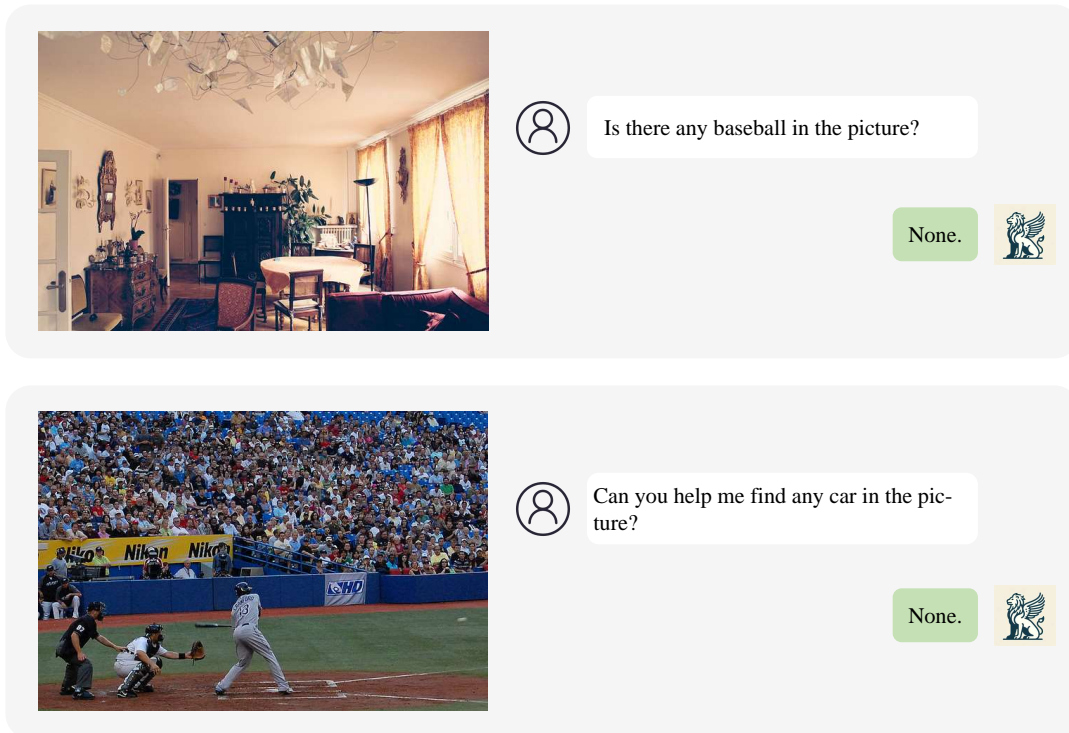


### Template Examples for One Category with Multi Objects Scenario

1. In this picture<image>, can you show me where <expr> are located? If it corresponds to multiple objects, please output them one by one and connect them with &.
2. In this picture<image>, identify and mark the location of <expr>. If it corresponds to multiple objects, please output them one by one and connect them with &.
3. Indicate where <expr> are in this image<image> and provide their locations. If it corresponds to multiple objects, please output them one by one and connect them with &.
4. Help me find where <expr> are in this image<image> and give me their positions. If it corresponds to multiple objects, please output them one by one and connect them with &.
5. Mark and provide the location of <expr> in this image<image>, please. If it corresponds to multiple objects, please output them one by one and connect them with &.
6. Pinpoint and provide the coordinates of <expr> in the following image<image>. If it corresponds to multiple objects, please output them one by one and connect them with &.
7. Mark where <expr> are in this photo<image> and give me their coordinates.
8. I need assistance locating <expr> in this picture<image>. Can you mark them?
9. Please detect and provide the coordinates for <expr> in this photograph<image>.
10. Can you find <expr> in this image<image> and mark their location?
11. Identify and mark the location of <expr> in this photo<image>, please.

(c) Template examples for One Category with Multi Objects scenario.

Figure 6. **Template examples for all four scenarios.** The format description can also be dropped as shown in the latter half part of the examples.




(a) Demo of the Non-existing scenario.



Where is the bigger white boat?

[0.077, 0.586, 0.589, 0.738]



Tell me the location of the teacher in class.

[0.513, 0.266, 0.618, 0.580]



Provide the detail of coordinates of the passport in the picture.

[0.436, 0.002, 0.998, 0.982]



Is there a motorcycle on the far left of the photo?

[0.000, 0.358, 0.272, 0.679]



(b) Demo of the Single Referent scenario.




In this picture, identify and locate all the people in the front.

all the people-[0.268, 0.489, 0.446, 0.942]&all the people-[0.480, 0.453, 0.645, 0.920]&all the people-[0.797, 0.426, 0.951, 0.913]&all the people-[0.036, 0.185, 0.194, 0.975]&all the people-[0.384, 0.208, 0.502, 0.565]&all the people-[0.176, 0.154, 0.312, 0.915]&all the people-[0.799, 0.232, 0.875, 0.542]&all the people-[0.683, 0.214, 0.826, 0.571]&all the people-[0.496, 0.241, 0.609, 0.571] &all the people-[0.877, 0.223, 0.998, 0.817]&all the people-[0.295, 0.228, 0.406, 0.556]&all the people-[0.596, 0.223, 0.710, 0.817]&all the people-[0.018, 0.174, 0.194, 0.969]



I need assistance locating soldiers in this picture. Can you mark them?

soldiers-[0.426,0.049,0.647,0.949]&soldiers-[0.138, 0.051, 0.362, 0.973]&soldiers-[0.759, 0.315, 0.859, 0.795] &soldiers-[0.605, 0.225, 0.779, 0.842]



Identify and mark the location of the two players in this picture.

the two players-[0.194, 0.152, 0.493, 0.862]  
&the two players-[0.442, 0.286, 0.902,0.828]



(c) Demo of the One Category with Multi Objects scenario.





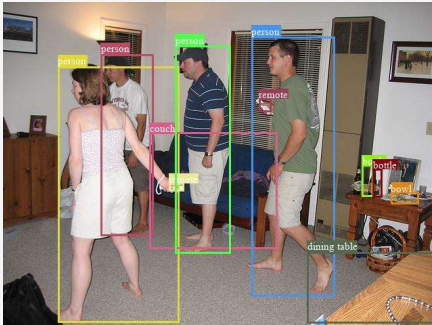
Identify and locate all the objects from the category set in the image. Please provide the coordinates for each detected object. The category set includes person, bicycle, car, motorcycle, airplane, bus, train, truck, boat, traffic light, stop sign, parking meter, bench... The output format for each detected object is class-name-[top-left coordinate, bottom-right coordinate] e.g. person-[0.001, 0.345, 0.111, 0.678]. Concatenate them with &.

person-[0.009, 0.525, 0.074, 0.752]&traffic light-[0.023, 0.115, 0.046, 0.174]&tie-[0.039, 0.571, 0.050, 0.621]&bus-[0.076, 0.173, 0.946, 0.899]&traffic light-[0.088, 0.000, 0.114, 0.101] &person-[0.491, 0.387, 0.581, 0.514]



Examine the image for any objects from the category set. Report the coordinates of each detected object. The category set includes person, bicycle, car, motorcycle, airplane, bus, train, truck, boat, traffic light, stop sign, parking meter, cat, dog... The output format for each detected object is class-name-[top-left coordinate, bottom-right coordinate] e.g. car-[0.001, 0.345, 0.111, 0.678]. Concatenate them with &.

train-[0.079, 0.470, 0.820, 0.717]&traffic light-[0.396, 0.400, 0.408, 0.431]&traffic light-[0.410, 0.399, 0.424, 0.429]&car-[0.416, 0.625, 0.730, 0.982]&traffic light-[0.433, 0.399, 0.450, 0.429]&bus-[0.510, 0.542, 0.644, 0.660]&traffic light-[0.545, 0.342, 0.571, 0.378] &traffic light-[0.579, 0.342, 0.608, 0.377]&traffic light-[0.669, 0.359, 0.688, 0.391]



Scan the image for any objects from the category set and report the coordinates of each detected object. The category set includes person, coach, cat, dog, remote, bottle, bowl, photo, dining table, boat, car... The output format for each detected object is class-name-[top-left coordinate, bottom-right coordinate] e.g. bottle-[0.001, 0.345, 0.111, 0.678]. Concatenate them with &.

person-[0.127, 0.198, 0.407, 0.987]&person-[0.226, 0.161, 0.347, 0.720]&couch-[0.339, 0.400, 0.633, 0.760]&remote-[0.383, 0.557, 0.418, 0.582]&person-[0.398, 0.135, 0.525, 0.774]&person-[0.574, 0.108, 0.766, 0.905]&remote-[0.591, 0.296, 0.620, 0.338]&dining table-[0.703, 0.769, 1.000, 0.989]&bottle-[0.829, 0.501, 0.856, 0.599]&bottle-[0.854, 0.513, 0.876, 0.600]&bowl-[0.896, 0.585, 0.960, 0.622]



(d) Demo of the Multi Categories with Multi Objects scenario.

Figure 7. Demo of Griffon at the four scenarios. Griffon can handle different types of inputs and output accurate localization results.