
Continual Learning of Diffusion Models with Generative Distillation

Sergi Masip*

Master in Computer Vision (Barcelona)
hello@sergimasip.com

Pau Rodríguez

Apple[†]
pau.rodriguez@apple.com

Tinne Tuytelaars

KU Leuven
tinne.tuytelaars@esat.kuleuven.be

Gido M. van de Ven

KU Leuven
gido.vandeven@kuleuven.be

Abstract

Diffusion models are powerful generative models that achieve state-of-the-art performance in tasks such as image synthesis. However, training them demands substantial amounts of data and computational resources. Continual learning would allow for incrementally learning new tasks and accumulating knowledge, thus reusing already trained models would be possible. One potentially suitable approach is generative replay, where a copy of a generative model trained on previous tasks produces synthetic data that are interleaved with data from the current task. However, standard generative replay applied to diffusion models results in a catastrophic loss in denoising capabilities. In this paper, we propose *generative distillation*, an approach that distills the entire reverse process of a diffusion model. We demonstrate that our approach significantly improves the continual learning performance of generative replay with only a moderate increase in the computational costs.

1 Introduction

Diffusion models for likelihood-based data generation [1, 2, 3] have achieved state-of-the-art performance in many generative modelling tasks such as image synthesis. They are defined by a forward process that adds noise to an image and a reverse process that denoises it. To achieve impressive results, these models must be trained on vast datasets and require a lot of computational resources, making their training very costly. Furthermore, incorporating new knowledge incrementally is challenging due to a phenomenon known as catastrophic forgetting [4, 5], as a result of which the performance of neural networks on previously learned tasks severely degrades when trained on new tasks. For this reason, despite the computational cost, most practitioners retrain their models using all the data seen so far each time they incorporate new data. Therefore, it would be valuable to devise a way to leverage already trained diffusion models and continuously expand their knowledge.

The continual learning field studies how to mitigate catastrophic forgetting to enable neural networks to incrementally learn new tasks, domains or classes while retaining previous knowledge [6]. Among the existing approaches for continual learning, rehearsal methods, which store a fixed replay buffer of samples from previous tasks, have shown promising results for diffusion models [7]. Nevertheless, accessing previous data is sometimes infeasible due to limited resources or privacy issues. An alternative is generative replay [8], where the replay buffer is replaced with a generative model that produces synthetic samples. Previous works [7, 9] that used generative replay for continually training

*Work done under the Erasmus+ Traineeship program at KU Leuven.

[†]Work done externally as part of the Master in Computer Vision (Barcelona).

diffusion models employed the original sampler from “Denoising Diffusion Probabilistic Models” (DDPM) [2] to generate the synthetic samples.

However, one limitation of DDPM is that its generation times are prohibitively slow. This restriction forced the authors of [7, 9] to generate a fixed buffer of synthetic samples, thereby limiting the diversity advantage that diffusion models could offer. An alternative solution is to employ the sampler introduced in “Denoising Implicit Probabilistic Models” (DDIM) [10], which allows for faster generation and, therefore, drawing a considerably larger amount of samples. Nonetheless, we show that generative replay with DDIM results in a fast accumulation of errors. We note that, when training on a new task, standard generative replay transfers knowledge from the previous task model only at the endpoint of the reverse process of the diffusion model (i.e., through the generated replay samples), which we believe is inefficient.

In this paper, we propose to transfer knowledge more effectively by combining generative replay with knowledge distillation. This approach, *generative distillation*, distills the entire reverse process of a *teacher* diffusion model trained on previous tasks to the *student* model being trained on the current task. The teacher generates a sample with DDIM, then Gaussian noise is added according to the variance schedule [2] and, finally, the objective matches the noise predictions of both the teacher and the student. We conduct an experiment on Fashion-MNIST [11] where we continually train a diffusion model with generative distillation and demonstrate its effectiveness compared to generative replay at mitigating the catastrophic loss in denoising capabilities, while increasing the computational cost by just one forward pass.

2 Background and related work

Diffusion models Diffusion models are likelihood-based models [1, 2, 3] defined by two processes: (1) a forward process that adds Gaussian noise to an image according to a variance schedule and (2) a learnable reverse process that follows the reverse trajectory of the forward process. The forward and reverse processes are discretized into T timesteps. A diffusion model, denoted as ϵ_θ and parameterized by θ , can be trained to match the noise introduced during the forward process at any timestep t following a predefined variance schedule. To train this model, one can minimize the following simplified objective [2]:

$$L_{\text{simple}}(\theta) = \mathbb{E}_{t \sim \text{Unif}(T), x_0 \sim D, \epsilon \sim \mathcal{N}(0, I)} [\|\epsilon - \epsilon_\theta(\sqrt{\bar{\alpha}_t}x_0 + \sqrt{1 - \bar{\alpha}_t}\epsilon, t)\|^2], \quad (1)$$

where x_0 is a clean sample from the data distribution D , $\epsilon \sim \mathcal{N}(0, I)$ is the ground truth Gaussian noise, and $\bar{\alpha}$ is a noise schedule function. The standard way of sampling from a diffusion model (e.g., with DDPM) is computationally expensive as it requires many denoising steps (e.g., 1000 in [2]). This greatly limits the number of samples that can be generated for replay with a finite computational budget. One widely used alternative is DDIM, which permits sampling using a smaller number of denoising steps, thus allowing the generation of more images given the same budget. However, the fewer denoising steps are used, the blurrier and less detailed the sampled images tend to be.

Knowledge distillation in diffusion models Existing studies use distillation in diffusion models to train a student such that it can generate the same quality images as its teacher, but in fewer generation steps [12, 13, 14, 15, 16]. In this paper, we use this technique for a different purpose and we demonstrate its effectiveness for continual learning of diffusion models.

Continual learning An important problem in continual learning is catastrophic forgetting [4, 5], a phenomenon where a sequentially trained neural network rapidly and drastically forgets its knowledge of previous tasks when it learns a new task. One approach to mitigate catastrophic forgetting is generative replay [8]. Given a sequence of B tasks $\mathcal{T} = \{T_1, T_2, \dots, T_B\}$, a generative model G_i is trained on data from task T_i interleaved with replay samples produced by G_{i-1} , a copy of the generative model after it finished training on the previous task.

Continual learning and diffusion models The topic of continual learning of diffusion models remains relatively unexplored. We are aware of three works that use generative replay in diffusion models. Zając et al. [7] test different continual learning approaches on diffusion models, and Gao and Liu [9] use a continually trained classifier to guide the generation process, as in [17]. These works, however, do not study the use of DDIM in generative replay. In other recent work, Smith et al. [18] observe a catastrophic accumulation of errors when using standard generative replay.

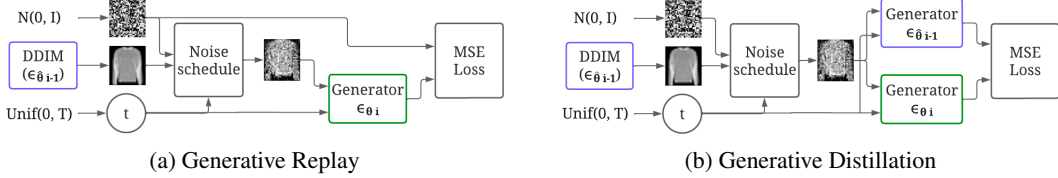


Figure 1: **Conceptual flow of generative replay and generative distillation.** In generative replay, the current task model ϵ_{θ_i} is trained to match the noise added to the replay sample, whereas, in generative distillation, ϵ_{θ_i} is trained to match the noise prediction of the previous task model $\epsilon_{\hat{\theta}_{i-1}}$.

3 Generative distillation for diffusion models

With standard generative replay, the previous task model $\epsilon_{\hat{\theta}_{i-1}}$ is used in the training process of the current task model ϵ_{θ_i} only for sampling images to replay (fig. 1a, see appendix A.3 for details). This means that knowledge from $\epsilon_{\hat{\theta}_{i-1}}$ is transferred to ϵ_{θ_i} only at the endpoint of the reverse process of the diffusion model, i.e. after going through all the denoising steps. Therefore, if the previous task model generates imperfect images (e.g., using a small number of DDIM steps), the current task model learns trajectories that lead to these images, causing an accumulation of errors. To tackle this issue, we introduce knowledge distillation into generative replay for diffusion models. This approach, *generative distillation*, transfers the knowledge from $\epsilon_{\hat{\theta}_{i-1}}$ to ϵ_{θ_i} at each point of the reverse trajectory, while using synthetic images sampled from $\epsilon_{\hat{\theta}_{i-1}}$ as inputs. First, $\epsilon_{\hat{\theta}_{i-1}}$ generates a clean sample using DDIM and, then, Gaussian noise is added to obtain a noisy sample z_t at timestep t such that

$$z_t = \sqrt{\alpha_t} \cdot \text{DDIM}_N(\epsilon_{\hat{\theta}_{i-1}}) + \sqrt{1 - \alpha_t} \cdot \epsilon, \quad (2)$$

where $\text{DDIM}_N(\epsilon_{\hat{\theta}_{i-1}})$ denotes a function that uses DDIM to generate a clean sample using N generation steps employing the diffusion model trained on previous tasks $\epsilon_{\hat{\theta}_{i-1}}$. Given the noisy sample z_t , the distillation objective for previous tasks during generative distillation is the following:

$$L_{\text{distil}}(\theta_i) = \mathbb{E}_{t \sim \text{Unif}(T), z_t \sim \epsilon_{\hat{\theta}_{i-1}}} [\|\epsilon_{\hat{\theta}_{i-1}}(z_t, t) - \epsilon_{\theta_i}(z_t, t)\|_2^2], \quad (3)$$

where ϵ_{θ_i} is the model being trained. In fig. 1b, a conceptual flow of generative distillation is shown. The final loss that we aim to minimize throughout the continual learning process is a weighted combination of both the standard loss (eq. (1)) for data from the current task and the distillation loss for replayed data:

$$L_{\text{GD}} = rL_{\text{simple}} + (1 - r)\lambda L_{\text{distil}}, \quad (4)$$

where r is a ratio that gives the loss on the current task a decreasing proportional importance relative to the number of tasks seen so far (i.e., $r = \frac{1}{i}$ with i the number of tasks learned so far [19]), and λ is a weighting parameter to balance the magnitudes of the standard and distillation losses.

4 Experiment

We divide the Fashion-MNIST dataset into five tasks, each comprising two randomly selected classes (fig. 2a), that must be learned one after the other. To generate replay samples, we use the previous task model $\epsilon_{\hat{\theta}_{i-1}}$ with 2 DDIM steps for both generative replay and generative distillation. To quantitatively compare the trained diffusion models, we report the commonly used Fréchet Inception Distance (FID) [20], as well as the Kullback-Leibler divergence between the ground truth class frequency distribution and a distribution of predicted class membership for images generated by the diffusion model. This last metric, denoted KLD, evaluates to what extent the diffusion model generates samples from all classes so far (rather than, for example, only from classes of the last task). For further details on the experiment, models and metrics, please refer to appendix A.

Table 1: **Quantitative results.** The FID and KLD are computed after training on all tasks. Reported for each metric is mean \pm standard error over 3 random seeds.

Strategy	\downarrow FID	\downarrow KLD
Joint (upper target)	15.5 \pm 1.30	0.08 \pm 0.02
Finetune (lower target)	68.8 \pm 7.00	4.82 \pm 1.42
Generative replay	211.8 \pm 6.9	3.39 \pm 0.30
Generative distillation	23.5 \pm 1.1	0.25 \pm 0.10




Figure 2: **Qualitative results.** (a) The order of the tasks the models were trained on. (b-d) Images generated at the end of training by a diffusion model that was jointly trained on all tasks, continually trained using generative replay (GR) or continually trained using generative distillation (GD). When introducing distillation into generative replay, the model keeps its denoising capabilities and diversity.

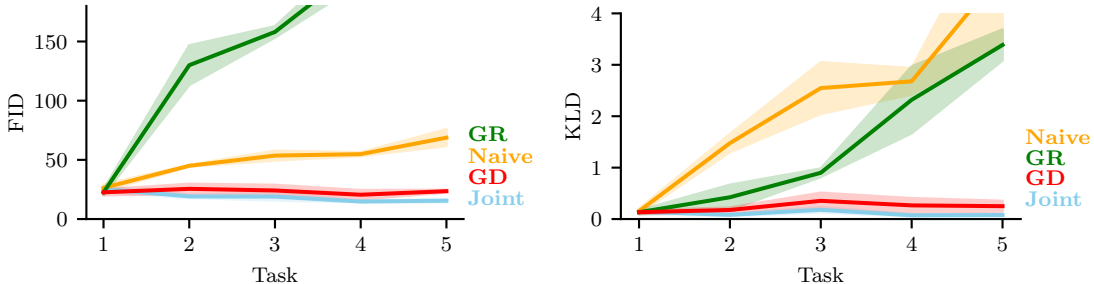


Figure 3: **Quality of the diffusion model throughout the continual learning process.** For each approach, the FID and KLD of the diffusion model are computed after every task. Displayed are the means \pm standard errors over 3 random seeds. Joint: training using data from all tasks so far (upper target), Naive: continual fine-tuning (lower target), GR: generative replay, GD: generative distillation.

The results in table 1 indicate a severe loss in denoising capabilities when using standard generative replay. As shown in fig. 2c, after training on the last tasks, the generative replay trained model generates images that are too smooth, indicating that the model quickly forgets how to add detail to the images. On the other hand, generative distillation preserves previous knowledge much more effectively and the model still generates high-quality and detailed images (fig. 2d), while using the same computational budget plus one extra forward pass. The performance of generative replay can be improved by increasing the number of DDIM steps when generating the replay samples, but generative distillation clearly outperforms generative replay in all settings we consider (appendix B.2 and figs. 10 to 13). Interestingly, the FID of the generative distillation trained model slightly improved from tasks 2 to 4 (fig. 3), which may indicate positive transfer between tasks.

As an additional way of evaluating the performance of the continually trained diffusion model, we include a classifier trained with generative replay using the continually trained diffusion model as generator (see appendix A.2 for details). In Table 2, we report the accuracy of the classifier at the end of training. This evaluation confirms the benefit of incorporating distillation into generative replay.

To further illustrate the potential of distillation, in appendix B we provide additional experiments in which we apply distillation to data from the current task, to Gaussian noise and to replay samples generated using 10 and 100 DDIM steps. We note that generative distillation could also be used in combination with other samplers [e.g., 21, 22, 15].

Table 2: **Evaluation with a continually trained classifier.** Reported is mean \pm standard error over 3 seeds.

Strategy	\uparrow ACC
Joint (<i>upper target</i>)	0.92 ± 0.00
Finetune (<i>lower target</i>)	0.17 ± 0.03
Generative replay	0.50 ± 0.04
Generative distillation	0.72 ± 0.03

5 Conclusions

Continually training a diffusion model with standard generative replay results in a catastrophic loss in its denoising capabilities, leading the model to produce blurry images. We have conducted an experiment on Fashion-MNIST where we have demonstrated that including knowledge distillation into the generative replay process (generative distillation) mitigates this catastrophic forgetting and markedly enhances the performance of the continually trained diffusion model.

Acknowledgements

This project has been supported by funding from the European Union under the Erasmus+ Traineeship program, under the Horizon 2020 research and innovation program (ERC project KeepOnLearning, grant agreement No. 101021347) and under Horizon Europe (Marie Skłodowska-Curie fellowship, grant agreement No. 101067759).

References

- [1] Yang Song and Stefano Ermon. Generative modeling by estimating gradients of the data distribution. *Advances in Neural Information Processing Systems*, 32, 2019.
- [2] Jonathan Ho, Ajay Jain, and Pieter Abbeel. Denoising diffusion probabilistic models. *Advances in Neural Information Processing Systems*, 33:6840–6851, 2020.
- [3] Yang Song, Jascha Sohl-Dickstein, Diederik P Kingma, Abhishek Kumar, Stefano Ermon, and Ben Poole. Score-based generative modeling through stochastic differential equations. In *International Conference on Learning Representations*, 2020.
- [4] Michael McCloskey and Neal J Cohen. Catastrophic interference in connectionist networks: The sequential learning problem. In *Psychology of Learning and Motivation*, volume 24, pages 109–165. Elsevier, 1989.
- [5] Roger Ratcliff. Connectionist models of recognition memory: constraints imposed by learning and forgetting functions. *Psychological Review*, 97:285–308, 1990.
- [6] Gido M van de Ven, Tinne Tuytelaars, and Andreas S Tolias. Three types of incremental learning. *Nature Machine Intelligence*, 4(12):1185–1197, 2022.
- [7] Michał Zając, Kamil Deja, Anna Kuzina, Jakub M Tomczak, Tomasz Trzciński, Florian Shkurti, and Piotr Miłoś. Exploring continual learning of diffusion models. *arXiv preprint arXiv:2303.15342*, 2023.
- [8] Hanul Shin, Jung Kwon Lee, Jaehong Kim, and Jiwon Kim. Continual learning with deep generative replay. In *Advances in Neural Information Processing Systems*, volume 30, 2017.
- [9] Rui Gao and Weiwei Liu. DDGR: Continual learning with deep diffusion-based generative replay. In *Proceedings of the 40th International Conference on Machine Learning*, 2023.
- [10] Jiaming Song, Chenlin Meng, and Stefano Ermon. Denoising diffusion implicit models. In *International Conference on Learning Representations*, 2020.
- [11] Han Xiao, Kashif Rasul, and Roland Vollgraf. Fashion-MNIST: a novel image dataset for benchmarking machine learning algorithms. *arXiv preprint arXiv:1708.07747*, 2017.
- [12] Eric Luhman and Troy Luhman. Knowledge distillation in iterative generative models for improved sampling speed. *arXiv preprint arXiv:2101.02388*, 2021.
- [13] Tim Salimans and Jonathan Ho. Progressive distillation for fast sampling of diffusion models. In *International Conference on Learning Representations*, 2021.
- [14] David Berthelot, Arnaud Autef, Jierui Lin, Dian Ang Yap, Shuangfei Zhai, Siyuan Hu, Daniel Zheng, Walter Talbot, and Eric Gu. TRACT: Denoising diffusion models with transitive closure time-distillation. *arXiv preprint arXiv:2303.04248*, 2023.
- [15] Yang Song, Prafulla Dhariwal, Mark Chen, and Ilya Sutskever. Consistency models. In *Proceedings of the 40th International Conference on Machine Learning*, 2023.
- [16] Jiatao Gu, Shuangfei Zhai, Yizhe Zhang, Lingjie Liu, and Joshua M Susskind. BOOT: Data-free distillation of denoising diffusion models with bootstrapping. In *ICML 2023 Workshop on Structured Probabilistic Inference & Generative Modeling*, 2023.
- [17] Prafulla Dhariwal and Alexander Nichol. Diffusion models beat GANs on image synthesis. *Advances in Neural Information Processing Systems*, 34:8780–8794, 2021.
- [18] James Seale Smith, Yen-Chang Hsu, Lingyu Zhang, Ting Hua, Zsolt Kira, Yilin Shen, and Hongxia Jin. Continual diffusion: Continual customization of text-to-image diffusion with C-LoRA. *arXiv preprint arXiv:2304.06027*, 2023.
- [19] Gido M. van de Ven, Hava T. Siegelmann, and Andreas S. Tolias. Brain-inspired replay for continual learning with artificial neural networks. *Nature Communications*, 11:4069, 2020.

- [20] Martin Heusel, Hubert Ramsauer, Thomas Unterthiner, Bernhard Nessler, and Sepp Hochreiter. GANs trained by a two time-scale update rule converge to a local nash equilibrium. *Advances in Neural Information Processing Systems*, 30, 2017.
- [21] Cheng Lu, Yuhao Zhou, Fan Bao, Jianfei Chen, Chongxuan Li, and Jun Zhu. DPM-solver: A fast ODE solver for diffusion probabilistic model sampling in around 10 steps. *Advances in Neural Information Processing Systems*, 35:5775–5787, 2022.
- [22] Cheng Lu, Yuhao Zhou, Fan Bao, Jianfei Chen, Chongxuan Li, and Jun Zhu. DPM-solver++: Fast solver for guided sampling of diffusion probabilistic models. *arXiv preprint arXiv:2211.01095*, 2022.
- [23] Diederik P Kingma and Jimmy Ba. Adam: A method for stochastic optimization. *arXiv preprint arXiv:1412.6980*, 2014.
- [24] Vincenzo Lomonaco, Lorenzo Pellegrini, Andrea Cossu, Antonio Carta, Gabriele Graffieti, Tyler L. Hayes, Matthias De Lange, Marc Masana, Jary Pomponi, Gido van de Ven, Martin Mundt, Qi She, Keiland Cooper, Jeremy Forest, Eden Belouadah, Simone Calderara, German I. Parisi, Fabio Cuzzolin, Andreas Tolia, Simone Scardapane, Luca Antiga, Subutai Amhad, Adrian Popescu, Christopher Kanan, Joost van de Weijer, Tinne Tuytelaars, Davide Bacciu, and Davide Maltoni. Avalanche: an end-to-end library for continual learning. In *Proceedings of the IEEE Conference on Computer Vision and Pattern Recognition Workshops*, 2nd Continual Learning in Computer Vision Workshop, 2021.
- [25] Kaiming He, Xiangyu Zhang, Shaoqing Ren, and Jian Sun. Deep residual learning for image recognition. In *Proceedings of the IEEE Conference on Computer Vision and Pattern Recognition*, pages 770–778, 2016.
- [26] Zhizhong Li and Derek Hoiem. Learning without forgetting. *IEEE Transactions on Pattern Analysis and Machine Intelligence*, 40(12):2935–2947, 2017.

A Extra details on the experiments

Code is publicly available at https://github.com/Atenrev/difussion_continual_learning.

A.1 Model architectures

A.1.1 Diffusion model

We employ a custom 2D U-Net based on the one used in [2]. We set the input size to 32×32 pixels, with a single input channel and a single output channel. We use four decreasing feature map resolutions (32×32 to 4×4) with progressively increasing output channel dimensions: 64, 128, 256, and 512, respectively, each block containing one layer. The normalization is applied with 32 groups, and the model has two convolutional residual blocks per resolution level and self-attention blocks between the convolutional blocks at resolutions 8×8 and 4×4 . The total amount of parameters is 42.9 million.

A.1.2 Continually trained classifier

Table 3: Architecture used for the continually trained classifier.

Layer	Type	Filters	Kernel Size	Activation
1	Conv2D	32	3x3	ReLU
2	Conv2D	32	3x3	ReLU
3	MaxPool2D	-	2x2	-
4	Dropout (p=0.25)	-	-	-
5	Conv2D	64	3x3	ReLU
6	Conv2D	128	3x3	ReLU
7	MaxPool2D	-	2x2	-
8	Dropout (p=0.25)	-	-	-
9	Conv2D	128	1x1	ReLU
10	AdaptiveMaxPool2D	1	-	-
11	Dropout (p=0.25)	-	-	-
12	Linear	10	-	-

A.1.3 Classifier used for computing the KLD metric

In the implementation of the KLD metric we use a ResNet18, which we had trained to classify the ten classes of Fashion-MNIST. For the training of this model, we split the training set of Fashion-MNIST into a training set consisting of 50,000 samples and a validation set consisting of 10,000. We evaluated the model’s accuracy on the validation set at the end of each epoch. Upon completing the training process, we chose the model from the epoch where it achieved the best validation accuracy. We applied the following augmentations, hyperparameters, and architectural changes:

Augmentations:

- Randomly resized the images to 32x32 pixels.
- Applied random horizontal flips to the images.
- Applied random rotations up to 10 degrees.
- Applied random affine transformations with a translation of up to 0.1 in both directions.
- Added Gaussian noise with a mean of 0 and a standard deviation of 0.1 to the images.

Hyperparameters:

- Batch size: 64
- Number of training epochs: 100
- Learning rate: 0.0005

Architectural change to ResNet18:

- Replaced the final fully connected layer with a new linear layer with the number of output classes set to 10.

A.2 Generative replay in the classifier

We continually train a classifier with the architecture displayed in table 3 along with the diffusion model. This provides an additional way to evaluate the performance of the diffusion model when used as a generator in generative replay of a classifier [8]. If the generator was ideal and approximated the real data distribution accurately, generative replay would be close to performing experience replay with an unlimited replay buffer.

For tasks $T_i, i > 1$, we train the classifier S_i on samples from the current task T_i , interleaved with synthetic samples generated by $\epsilon_{\hat{\theta}_{i-1}}$, a copy of the knowledge-accumulating generator after training on the previous task. To generate the replay samples to train the classifier, we always use 10 DDIM steps. Since we use an unconditional diffusion model, we employ soft labelling, following van de Ven et al. [19], which has shown greater effectiveness than hard labelling. These soft labels result from running the synthetic samples through the previous classifier S_{i-1} . Our objective is to minimize two distinct losses: one for the current task and one for previous tasks. The first loss $L_{\text{curr}}^{\text{clf}}$ is the usual cross-entropy classification defined as:

$$L_{\text{curr}}^{\text{clf}} = \mathbb{E}_{(x_{\text{curr}}, y) \sim D_i} \left[- \sum_{c=1}^{N_{\text{classes}}} y_c \log p_{\theta}(Y = c | x_{\text{curr}}) \right]. \quad (5)$$

The second loss is the distillation loss that makes use of soft labels defined as:

$$L_{\text{replay}}^{\text{clf}} = \mathbb{E}_{x_{\text{prev}} \sim \epsilon_{\hat{\theta}_{i-1}}, \tilde{y} \sim S_{i-1}} \left[- R^2 \sum_{c=1}^{N_{\text{classes}}} \tilde{y}_c \log p_{\theta}^R(Y = c | x_{\text{prev}}) \right] \quad (6)$$

where x_{prev} is the input data for the current task labelled with a hard target y , x_{prev} is the input data for previous tasks generated by the previous generator, \tilde{y} are the soft targets for x_{prev} , and R is a temperature parameter that we set to 2.

The final objective is the joint loss that combines both with a ratio of relative importance $r = \frac{1}{i}$, with i the number of tasks so far, that gives L_{replay} an importance proportional to the number of tasks seen so far:

$$L_{\text{classifier}} = r L_{\text{curr}}^{\text{clf}} + (1 - r) L_{\text{replay}}^{\text{clf}} \quad (7)$$

The experimental setup is discussed in appendix A.5.

A.3 Standard generative replay

With standard generative replay, as with generative distillation, in each replay step the previous task model $\epsilon_{\hat{\theta}_{i-1}}$ generates a clean sample using DDIM to which Gaussian noise $\epsilon \sim \mathcal{N}(0, I)$ is added to obtain a noisy sample z_t at timestep t :

$$z_t = \sqrt{\bar{\alpha}_t} \cdot \text{DDIM}_N(\epsilon_{\hat{\theta}_{i-1}}) + \sqrt{1 - \bar{\alpha}_t} \cdot \epsilon, \quad (8)$$

where $\text{DDIM}_N(\epsilon_{\hat{\theta}_{i-1}})$ is a clean sample generated by $\epsilon_{\hat{\theta}_{i-1}}$ using DDIM with N generation steps and $\bar{\alpha}$ is the noise schedule function. Note that eq. (8) is the same as eq. (2) in the main text. The replay loss for previous tasks is then:

$$L_{\text{replay}}(\theta_i) = \mathbb{E}_{t \sim \text{Unif}(T), z_t \sim \epsilon_{\hat{\theta}_{i-1}}} \left[\|\epsilon - \epsilon_{\theta_i}(z_t, t)\|_2^2 \right]. \quad (9)$$

where ϵ_{θ_i} is the model being trained. As in generative distillation, the final loss is a weighted combination of the standard loss (eq. (1) in the main text) for data from the current task and the replay loss for replayed data:

$$L_{\text{GR}} = r L_{\text{simple}} + (1 - r) L_{\text{replay}}, \quad (10)$$

where r is the task importance ratio, which gives L_{replay} an increasing proportional importance relative to the number of tasks seen so far.

A.4 Additional distillation approaches

The implementation of the distillation with current data is based on eq. (4), except that in L_{distil} in eq. (3), z_t is equal to the noisy data from the current batch used in the standard training loss $\tilde{x}_t : \sqrt{\bar{\alpha}_t} \cdot x_t + \sqrt{1 - \bar{\alpha}_t} \cdot \epsilon$ such that $z_t := \tilde{x}_t$. Distillation with Gaussian noise is the same, except that now Gaussian noise is used as the ‘‘noisy data input’’, such that $z_t \sim \mathcal{N}(0, I)$ for all timesteps.

A.5 Experimental setup

In our experiment, we continually train a diffusion model along a classifier. When training on a new task, a copy of the diffusion model from previous tasks $\epsilon_{\hat{\theta}_{i-1}}$ generates replay samples for the training of both the diffusion model (only on generative methods) and the classifier. To generate the replay samples to train the diffusion model, for all experiments reported in the main text, we use 2 DDIM steps. In the appendix B, we additionally report results for experiments in which we use 10 or 100 DDIM steps to generate the replay samples to train the diffusion model (The replay samples to train the classifier are always generated using 10 DDIM steps, see appendix A.2). No augmentations are applied to any of the samples. We standardize the ground truth data to fall within the interval of $[-0.5, 0.5]$ and resize it to 32×32 .

For each task, the diffusion model is trained for 100 epochs (9400 gradient updates) and the classifier for 20 epochs (1800 gradient updates). The batch size is set to 128 for the first task and 256 for the subsequent ones to accommodate the synthetic samples (each batch then contains 128 samples from the current task and 128 replayed samples). For distillation with current data the batch size is always 128. We train both models using Adam [23] as the optimizer. For the diffusion model, we use a learning rate of 2×10^{-4} , while for the classifier we use 1×10^{-3} . We implement all the strategies using the Avalanche library [24].

In order to find the best λ for each distillation approach, we sweep over different sets of lambda values based on the observed loss magnitudes. We sweep across 3 random seeds over the values of $\{0.1, 0.25, 0.5, 0.75, 1.0, 1.25, 1.5, 1.75, 2.0, 2.25, 2.5, 2.75, 3.0\}$ for generative distillation, $\{1, 4, 8, 12, 16, 20, 24, 28\}$ for distillation with Gaussian noise, and $\{0.1, 0.25, 0.5, 0.75, 1.0, 1.25, 1.5, 1.75\}$ for distillation with current data. We select the lambda that yields the best FID value for the comparisons.

A.6 Evaluation

The models are evaluated after finishing the training on each task. For these evaluations, we only use the part of the test set corresponding to all the classes seen so far. To compute the Fréchet Inception distance (FID), we generate 10,000 images with the diffusion model using 10 DDIM steps. We use these same 10,000 images to compute the Kullback-Leibler divergence (KLD) between the ground truth class frequency distribution and the generated class frequency distribution. Since we are using an unconditional diffusion model architecture, we use a ResNet18 [25] trained on Fashion-MNIST to label the generated samples; see appendix A.1.3 for further details on the training of this classifier. As an additional metric, we report the accuracy of the continually trained classifier with generative replay (see appendix A.2 for details).

For each metric, we include baselines that can be interpreted as upper and lower targets. The upper target is attained through joint training of either the classifier or the diffusion model, wherein we sequentially train the models using all the data from tasks encountered so far. The lower target is obtained by naïvely fine-tuning the models on the current task. The upper target yields desirable metrics, while the lower target serves as a performance baseline.

To visualize example images sampled from the trained diffusion models (Figures 2,6-15), we always use 10 DDIM steps.

B Extra experiments

B.1 Samples from a model trained jointly on all data

To motivate the choice of the number of teacher DDIM steps, we trained a diffusion model in Fashion-MNIST with an independently and identically distributed stream of data for 100 epochs (equivalent to 46,900 gradient updates). We set the batch size to 128 and the learning rate to 2×10^{-4} . With this model, we used DDIM to generate images using 2, 10 and 100 steps. For comparison, we also sampled images using DDPM. As illustrated in fig. 4, employing 2 DDIM steps resulted in smooth samples that lack fine details. Using 10 DDIM steps provided decent looking samples; increasing the DDIM step count to 100 did not seem to enhance the visual quality of the sampled images much.




Figure 4: **Samples from a jointly trained model with different sampling methods.** Relatively smooth samples are generated with 2 DDIM steps, minor artefacts are present with 100 DDIM steps.

B.2 Results

Table 4: **Full comparison results among different approaches.** Reported for each metric is the mean \pm standard error over 3 random seeds. The number of generation steps used by the generator from the previous task to train the current task model (if any) is indicated in the *Teacher steps* column. All models used 10 DDIM steps to generate images for the classifier during generative replay.

Strategy	Teacher steps	λ	\downarrow FID	\downarrow KLD	\uparrow ACC
Joint (classifier)	-	-	-	-	0.92 ± 0.00
Finetune (classifier)	-	-	-	-	0.17 ± 0.03
Joint (generator)	-	-	15.49 ± 1.30	0.08 ± 0.02	-
Finetune (generator)	-	-	68.76 ± 7.00	4.82 ± 1.42	-
Distil. w/ Gaussian noise	-	8	38.87 ± 2.23	0.85 ± 0.05	0.63 ± 0.04
Distil. w/ current data	-	1.25	65.01 ± 3.31	0.37 ± 0.09	0.35 ± 0.01
Generative replay	2	-	211.79 ± 6.92	3.39 ± 0.30	0.50 ± 0.04
Generative distillation	2	0.75	23.53 ± 1.06	0.25 ± 0.10	0.72 ± 0.03
Generative replay	10	-	121.42 ± 13.04	0.98 ± 0.19	0.58 ± 0.04
Generative distillation	10	0.75	20.29 ± 3.07	0.13 ± 0.04	0.79 ± 0.01
Generative replay	100	-	57.54 ± 8.61	0.61 ± 0.21	0.66 ± 0.02
Generative distillation	100	0.75	23.69 ± 3.42	0.12 ± 0.04	0.80 ± 0.01

We provide a table (table 4) and graph of metrics (fig. 5) wrapping all the results obtained after conducting the main and extra experiments. Note that increasing the number of DDIM steps used by the teacher in generative replay mitigates the catastrophic loss in denoising capabilities to some extent. However, even when using 100 teacher DDIM steps with generative replay, it is still outperformed by generative distillation using just 2 teacher DDIM steps. Using 100 teacher DDIM steps in generative distillation does not seem to provide significant benefits over using 10 teacher DDIM steps, despite the greater computational costs.

Another approach we implemented for the diffusion model distills the knowledge of the model from the previous task using the current task’s data. This can be seen as a Learning without Forgetting (LwF) [26] like approach applied to diffusion models. This approach exhibited better performance than naïve generative replay both in quality and diversity when the teacher used up to 10 DDIM steps. However, the overall quality of the samples degrades steadily and more artefacts show up as more tasks are learned.

We also considered an extreme case equivalent to the model from the previous task using 0 DDIM steps, that is, distilling with Gaussian noise as input for all timesteps. Surprisingly, this approach surpasses distillation with current data in FID. In contrast, it shows a worse KLD, indicating that distilling with noise sacrifices diversity over image quality. The reason for poorer diversity when using Gaussian noise might be that the noise doesn’t align well with the actual distribution, whereas the lower quality obtained when distilling with current data could be due to conflicting gradients calculated in the loss function. Distilling with Gaussian noise achieves the second best ACC only

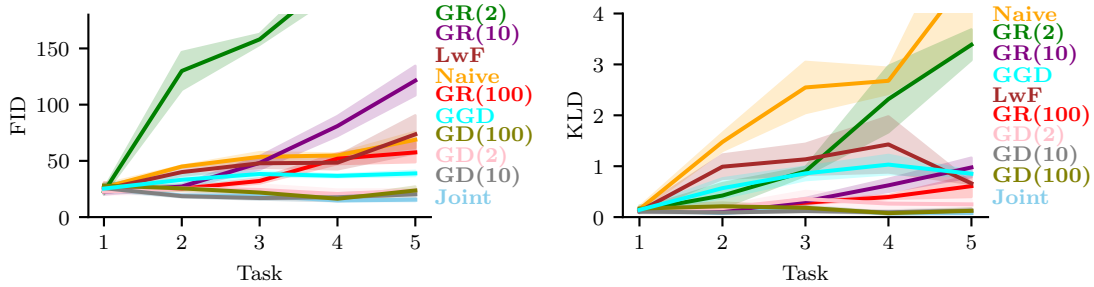


Figure 5: **Quality of the diffusion model throughout the continual learning process (with additional approaches).** Each point represents a metric achieved after training in a specific task. Displayed are the means \pm standard errors over 3 random seeds. Joint: training using data from all tasks seen so far (upper target), Naive: fine-tuning on the current task (lower target), GR(n): generative replay with a teacher using n DDIM steps, LwF: distillation with current data, GGD: distillation with Gaussian noise, GD: generative distillation.

behind generative distillation, which shows the potential of distillation for transferring knowledge even when employing only noise.

B.3 Samples throughout the continual learning process

In this section, we display samples generated by the diffusion model throughout the continual learning process following the different approaches we have discussed. This allows the reader to qualitatively evaluate the diffusion model’s performance under each approach and throughout their continual training. The samples were obtained using a consistent representative random seed across all tasks and approaches.




Figure 6: **Samples for joint training.** This can be interpreted as an upper target.




Figure 7: **Samples for finetune.** This can be interpreted as a lower target.




Figure 8: **Samples for generative replay (2 teacher DDIM steps)**. Standard generative replay causes a catastrophic degradation of the denoising capabilities of the diffusion model for samples from previous tasks.




Figure 9: **Samples for generative distillation (2 teacher DDIM steps)**. Generative distillation markedly improves the quality with only a moderate increase in the computational cost.




Figure 10: **Samples for generative replay (10 teacher DDIM steps)**. Increasing the number of teacher DDIM steps reduces but does not solve the catastrophic loss in denoising capabilities.




Figure 11: **Samples for generative distillation (10 teacher DDIM steps)**. Generative distillation markedly improves the quality with only a moderate increase in the computational cost.




Figure 12: **Samples for generative replay (100 teacher DDIM steps).** Increasing the number of teacher DDIM steps reduces but does not solve the catastrophic loss in denoising capabilities.




Figure 13: **Samples for generative distillation (100 teacher DDIM steps).** Generative distillation markedly improves the quality with only a moderate increase in the computational cost.




Figure 14: **Samples for LwF-like distillation.** The LwF-like approach improves over naïve generative replay but still has an image quality degradation over the continual learning process.




Figure 15: **Samples for distillation with Gaussian noise.** Similar to distilling with current data, distilling with noise preserves knowledge of classes similar to the ones in the last task learned.