

Shadow: A Novel Loss Function for Efficient Training in Siamese Networks

Alif Elham Khan^a, Mohammad Junayed Hasan^a, Humayra Anjum^a, Nabeel Mohammed^a

^aDepartment of Electrical and Computer Engineering, North South University, Bangladesh

Abstract

Despite significant recent advances in similarity detection tasks, existing approaches pose substantial challenges under memory constraints. One of the primary reasons for this is the use of computationally expensive metric learning loss functions such as Triplet Loss in Siamese networks. In this paper, we present a novel loss function called Shadow Loss that compresses the dimensions of an embedding space during loss calculation without loss of performance. The distance between the projections of the embeddings is learned from inputs on a compact projection space where distances directly correspond to a measure of class similarity. Projecting on a lower-dimension projection space, our loss function converges faster, and the resulting classified image clusters have higher inter-class and smaller intra-class distances. Shadow Loss not only reduces embedding dimensions favoring memory constraint devices but also consistently performs better than the state-of-the-art Triplet Margin Loss by an accuracy of 5%-10% across diverse datasets. The proposed loss function is also model agnostic, upholding its performance across several tested models. Its effectiveness and robustness across balanced, imbalanced, medical, and non-medical image datasets suggests that it is not specific to a particular model or dataset but demonstrates superior performance consistently while using less memory and computation.

1. Introduction

Metric learning loss functions tend to be computationally expensive. The computational expense is often largely proportional to the dimensionality of embedding space. Higher-dimensional embeddings require more memory and computation. This is particularly relevant for deep learning models using neural networks, as the size of weight matrices and intermediate tensors grows with the embedding dimension. A prime example of metric loss functions is triplet loss which has a space complexity of $O(S \cdot D + S^2 + S^3 + P)$ where D is the embedding dimension of triplets, P is the number of parameters and S is the batch size. For a large embedding space, the space complexity grows exponentially. The motivation of our study is to minimize the dimensionality during loss calculation. So we devised a loss function that compresses the dimensions of an embedding space during loss calculation without loss of performance. This loss function, named Shadow Loss, is capable of finding the magnitude of similarity between images directly from the scalar projections of embedding vectors learned from the input images. Once the projection vectors are projected from the image embedding vectors into the projection space, the difference between their norms represents the magnitude of similarity between the images: images of the same class have smaller differences, and images of different classes have larger distances. Because of dealing with projections, the dimension of embedding space reduces to 1, making the space complexity $O(S + S^2 + S^3 + P)$ which exponentially smaller than that of triplet loss because embeddings with large dimensions contribute the most to the complexity. Hence, it favors de-

vices with tight memory constraints.

The proposed loss function uses triplets of images where the anchor sample is the test image, and the positive sample belongs to the same class as the anchor. Lastly, the negative sample is randomly chosen from a different class. The goal is to maximize interclass and minimize intra-class distance by minimizing the distance between the anchor-positive pair and increasing the distance between the anchor-negative pair for each triplet. The vanilla triplet loss calculates the direct distance between the embedding vector pairs in higher-dimension vector spaces, making them prone to overfitting on training data as it enforces the training model to learn two learnable parameters: angle of separation and magnitude of vectors. However, our proposed loss function removes the angular distance parameter by projecting the positive and negative samples into the feature space of the anchor. This makes the model less prone to overfitting issues while making the loss more interpretable by simply making it the difference of the magnitude of these projected vectors.

Empirically, we have found that the classified classes have a larger interclass distance when a model is trained with our loss function rather than the triplet loss. We also notice faster convergence rates by reducing the embedding vectors into single-dimension scalar projections.

The major accomplishments of our proposed loss function can be summarized as follows:

- Extensive testing shows that Shadow Loss can be used in Siamese Networks for similarity detection tasks while using much less memory and computations without any loss of performance.

- Comparative evaluations reveal the Shadow Loss function outperforms the vanilla triplet loss by an accuracy of approximately 5-10% throughout multiple balanced and imbalanced datasets.
- Demonstrating its adaptability, our loss function consistently yields superior performance, independent of the underlying model architecture or dataset.
- Embedding visualizations reveal a substantial increase in interclass distance between classified clusters, fostering more distinct separations in feature space when utilizing our proposed function. The t-SNE also shows there is minimal intraclass distance among clusters.
- By transitioning embedding vectors to single-dimension scalar projections, our approach achieves an accelerated convergence rate, optimizing the learning trajectory.
- We conduct extensive experiments and achieve high performance consistently across diverse datasets, which include balanced datasets like MNIST, FashionMNIST, CIFAR10, CIFAR100, Tiny Imagenet and imbalanced medical image datasets like ODIR-5K and HAM-10K. We also provide a comprehensive analysis of our results.
- To our knowledge, we propose and implement the first Siamese network approach for image similarity detection on HAM-10K and ODIR-5K medical datasets, setting new benchmarks.

An overview of the rest of the paper is as follows: in Section 2, we review the related work done in this area; Section 3 defines our proposed methodology, and in Section 4 discuss our experimental setup. Finally, in Section 5, we present some quantitative and qualitative results of our experiments.

2. Related Studies

Metric learning. Triplet loss is a prime example of a metric-learning loss function introduced in FaceNet by Google [1]. It had the goal of maximizing inter-class variation while minimizing intra-class variation. It considers anchor, positive, and negative data points to make the distance between the anchor-positive pair smaller than the anchor-negative pair. An early use of deep metric learning was with the introduction of the Siamese network with Contrastive loss introduced by Yann Le Cunn [2]. This loss operates on a pair of embedding vectors as input, bringing the similar class closer and pushing away the dissimilar class, even though it can not consider the relative distance between classes. This approach has the run time training complexity of $O(n^2)$, which makes it computationally

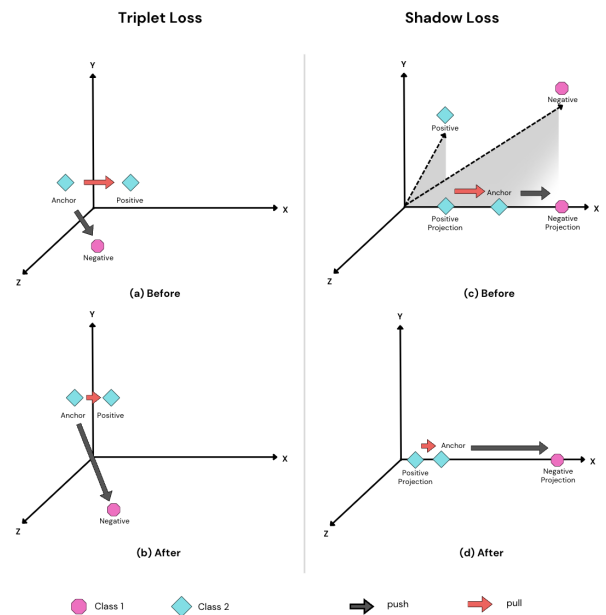


Figure 1: Shadow Loss vs Triplet Loss: Shadow Loss measures the distance between the projections of positive/ negative samples and the anchor. Whereas Triplet Loss measures the angular distance between them. (a) The positive sample is being pulled towards the anchor while the negative is being pushed away. (b) The positive sample is closer to, and the negative sample is distant from the anchor after the operation, but the embeddings remain on their original plane. (c) The positive and negative samples are projected on the anchor, bringing them to the same axis as the anchor. Then, the positive projection is pulled closer, and the negative projection is pushed away. (d) The projections, along with the anchor, lie on the same plane, and the positive projection is close to the anchor while the negative projection is away from it.

challenging for most modern datasets [3]. Lifted Structure loss is one of the many approaches influenced by incorporating information beyond a single triplet. It considers hardness for associating an anchor with multiple negative data points and single positive by margin violation [4]. Kihyuk Sohn describes N-pair losses as generalized triplet losses by comparing more than one negative example [5]. The complexity of this method is again $O(n^3)$. However, the above losses do not consider the entire data in a batch, which makes the case for dropping informative examples during training. Although Multi Similarity loss [6] and Ranked List loss [7] consider all data pairs in a batch and assign weight to each pair for better performance. While they focus on useful pairs for improving convergence speed, pair-based losses generally suffer from slow convergence, as mentioned in the paper by Yair Movshovitz-Attias [8]. Pair-based losses examine tuples or data pairs and their combination during training, increasing the training complexity. Furthermore, the large number of tuples degrades the quality of learned embedding space [9].

The vanilla triplet loss calculates the distance between the triplets while they are scattered in their embedding hyperspace. This adds two learnable parameters: i) angle of separation and ii) length of the embedding vectors.

Having two learnable parameters makes the learned model prone to overfitting on training data. The approach taken by Deng in ArcFace [10] is such that they drop one of these two learnable parameters by taking the unit norm of each vector embedding such that the embedding vectors form a hypersphere. So, the only learnable parameter would be the separation angle, reducing the chances of overfitting. Our proposed loss function also employs dropping a learnable parameter, the separation angle between image embedding vectors, to make the model less prone to overfitting on training data. Unlike the previous computationally heavy pair-based loss functions, Shadow loss is computed on the feature space of only one of the vectors (the anchor) among the embedding pairs, making the loss function computationally less demanding. Our empirical findings, as shown in Section 4, support this theory as we see faster convergence with our loss function. Moreover, while there are commendable strides made in the domain, the challenge of computational efficiency intertwined with quality remains. Traditional approaches often exhibit complexities that are challenging to navigate in large-scale applications. In contrast, our proposed loss function addresses these computational concerns by reducing the computational resources required to run and deploy these models.

Classification-based losses. Classification-based loss trains the model like a classification task using a classifier. SoftTriple loss is one of the classification-based losses that employs multiple classifiers to categorize each data sample [11]. It operates with a runtime of $\mathcal{O}(NC)$ [3]. Yet, even with its efficiency, this method tends to overlook the relationships between data samples and does not take into consideration the intra and inter-class distance.

Loss functions like the SoftTriple offers specific advantages in terms of computational cost, but the absence of relational understanding among samples is a limitation that could hamper the system’s robustness in real-world applications. Our loss function addresses these concerns by emphasizing the importance of distances between projections of the embeddings, resulting in faster convergence and better-distinguished clusters. Such an approach is critical, especially when dealing with datasets of varied nature, from medical images to textual data.

Other losses. Vijay Kumar B G described a global loss that uses sample distance distribution in the embedding space for robust training [12]. But it had a complexity of $\mathcal{O}(n^3)$. The pairwise similarity between all data samples in a mini-batch is computed in Group Loss by a similarity matrix [13]. A loss that optimizes a global clustering metric was outlined in [14]. But the loss had a run time complexity of $\mathcal{O}(NC^3)$ where $C < N$ and N represents the number of clusters. This approach has a nonlinear term, making it more complex than our method.

The balance between efficacy and efficiency is central to the discourse on loss functions. The computational cost,

especially in terms of space complexity, is paramount in determining the applicability and scalability of a method. In large-scale applications with substantial data volumes, an elevated complexity can significantly hinder real-time processing and analysis. Our emphasis on alleviating these space complexity concerns underscores the innovation behind our methodology, positioning it as a more streamlined and efficient alternative in the spectrum of loss functions.

3. Proposed Methodology

3.1. Triplet Loss

Triplet loss for object detection and image similarity has been able to extract powerful features in Siamese networks [15]. For using triplet loss in Siamese networks, the dataset is converted into batches of three samples: the anchor sample, which is the sample of interest; the positive sample, which is a sample of the same class as that of the anchor; and lastly the negative sample randomly chosen from a class that is different from the class of the anchor sample. For each triplet, on the one hand, the distance of the anchor sample to the positive sample is decreased. On the other hand, the distance of the anchor sample to the negative sample is increased. By doing this, the model is trained to identify the class of the test image provided accurately. Although the premise is intriguing, the bulk computations required in triplet loss for working in high dimensions to calculate embedding distance from each other and its moderate converging rate give us massive space for improvement.

3.1.1. Triplet Selection

Various triplet selection techniques are used to get triplets of samples from a dataset. The methods include online triplet mining, online hard mining, hard-batch mining, semi-hard batch mining, etc. In our experimental pipeline, hard-batch and semi-hard batch mining [16] were implemented to extract triplets.

3.1.2. Loss Computation

Let us look into a simple version of a Triplet Loss function (eq 1).

$L(A, P, N)$ is defined as

$$L(A, P, N) = \max(\|f(A) - f(P)\|^2 - \|f(A) - f(N)\|^2 + \alpha, 0) \quad (1)$$

A , P , and N refer to the anchor, positive and negative samples from each triplet, and $f(A)$, $f(P)$, and $f(N)$ are their respective embeddings. α is the margin by which the distance of positive and negative embeddings should differ. The aim is to make the distance between anchor and positive lesser than that between anchor and negative, i.e.,

$$\|f(A) - f(P)\|^2 < \|f(A) - f(N)\|^2 \quad (2)$$

$$\implies \|f(A) - f(P)\|^2 - \|f(A) - f(N)\|^2 < 0 \quad (3)$$

$$\implies \|f(A) - f(P)\|^2 - \|f(A) - f(N)\|^2 + \alpha = 0 \quad (4)$$

3.2. Shadow Loss

The proposed loss function operates on triplets of images, reduces the distance between similar classes, and adds distance between alien classes. However, unlike vanilla triplet loss, which computes distance directly between the embedding vectors, the shadow loss function calculates the magnitude difference between the projections of embedding pairs, thus named shadow after projections.

Let us assume that there are N classes, and we are given a set S representing image pairs from the same class. $S = \{(a, p) | y_a = y_p\}$ where $a, p \in \{1, 2, 3, \dots, N-1, N\}$.

The Shadow Loss is as follows:

$$L_{shadow}(S) = \sum_{(a,p) \in S; (a,n) \notin S; a,p,n \in \{1, \dots, N\}} l_s(a, p, n) \quad (5)$$

Where $l_s(a, p, n)$ is defined as:

$$l_s(a, p, n) = \left\| \frac{\vec{a} \cdot \vec{p}}{|\vec{a}|} - \frac{\vec{a} \cdot \vec{n}}{|\vec{a}|} \right\| \quad (6)$$

The scalar projection of the positive (eq 7) and negative (eq 8) sample embedding vectors on the embedding vector of the anchor represents the magnitudes of these pairs on the feature space of the anchor. Once projected into the anchor's feature space, the Euclidean distance between these scalar projections with the norm of the anchor gives us a difference representing the similarity measure. The idea is to minimize δ_+ and maximize δ_- .

$$\delta_+ = \left\| \frac{\vec{a} \cdot \vec{p}}{|\vec{a}|} - \frac{\vec{a} \cdot \vec{p}}{|\vec{a}|} \right\| \quad (7)$$

$$\delta_- = \left\| \frac{\vec{a} \cdot \vec{n}}{|\vec{a}|} - \frac{\vec{a} \cdot \vec{n}}{|\vec{a}|} \right\| \quad (8)$$

$$\delta_+ < \delta_- \quad (9)$$

A margin (eq 10) is added to the difference between the pair distances, which dictates how dissimilar an embedding must be to be considered an alien class.

$$l_s(a, p, n) = \text{Max}(\delta_+ - \delta_- + \alpha, 0) \quad (10)$$

Figure 1 compares the design of the shadow loss function with triplet loss.

3.2.1. Pseudocode for Shadow Loss Function

4. Experimental Setup

Figure 2 illustrates the workflow of the proposed methodology, which leverages a Siamese Convolutional Neural Network to create embeddings for anchor, positive, and negative samples, leading to loss function calculation and eventual retraining of the classification model for testing.

Algorithm 1 Shadow Loss Computation

```

1: procedure SHADOWLOSS( $y_{\text{true}}, y_{\text{pred}}$ )
2:   for  $i = 0$  to  $\text{batch\_size} - 1$  do
3:      $a \leftarrow \text{anchor}[i : i + 1, 0 : \text{num\_classes}]$ 
4:      $p \leftarrow \text{positive}[i : i + 1, 0 : \text{num\_classes}]$ 
5:      $n \leftarrow \text{negative}[i : i + 1, 0 : \text{num\_classes}]$ 
6:
7:      $P_a(p) \leftarrow \text{Tensordot}(a, p) / \text{Norm}(a)$ 
8:      $P_a(n) \leftarrow \text{Tensordot}(a, n) / \text{Norm}(a)$ 
9:
10:     $p \leftarrow \text{Abs}(\text{Norm}(a) - P_a(p))$ 
11:     $n \leftarrow \text{Abs}(\text{Norm}(a) - P_a(n))$ 
12:  end for
13:  return  $\text{Max}(p - n + 1, 0)$ 
end procedure

```

4.1. Siamese Network

The principal procedure for our experiment commences with the generation of anchor, positive, and negative triplets, an approach outlined with precision in section 3.2. The fundamental concept pivots around creating three distinctive image embeddings and processing these through a Siamese network. Our methodology deploys two disparate models to ensure the credibility and reliability of our findings. The first model leverages the robust and comprehensive feature extraction capability of a RESNET18 architecture, a deep residual learning framework that excels in handling complex pattern recognition tasks. The second model, in contrast, employs a VGG16 network, noted for its simplicity, depth, and excellent performance on large-scale image recognition tasks. The rationale behind this dual model architecture is to ascertain that the performance results derived are not model-specific, thereby enhancing our finding's generalization and practical applicability.

4.2. Sampling - Online Semi-hard Triplet Mining

One of the significant challenges in training a Siamese network with triplet loss is the process of triplet selection. To effectively handle this challenge, we have implemented a state-of-the-art strategy known as the online semi-hard triplet selection method [17], which dynamically selects the triplets during the training process.

The process commences with an initial batch of embeddings accompanied by their corresponding labels. These embeddings, produced by the respective neural network, are higher dimensional and contain discriminative information about the input instances. The corresponding labels are critical in guiding the selection process, ensuring that the triplets satisfy the condition of having the same class for anchor and positive and a different class for negative. Following this, the triplet selection procedure is based on 'semi-hard' triplets. A triplet is considered semi-hard if the negative is not the hardest possible negative but is harder than the current positive, i.e., the distance from the anchor to the negative is greater than the distance from the anchor

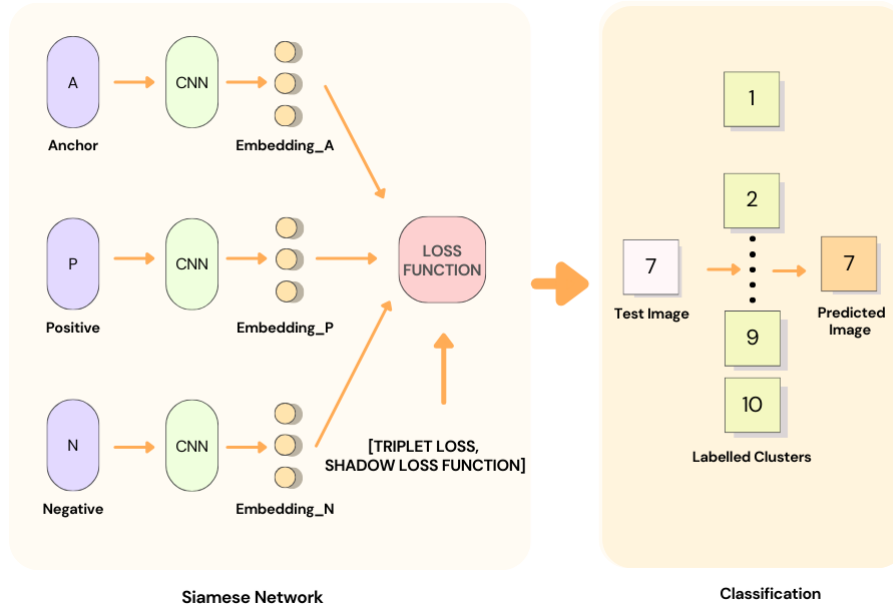


Figure 2: Experimental Setup of the Proposed Methodology: The anchor, positive, and negative samples are fed to a Convolutional Neural Network, which produces an embedding of each sample in the Siamese network. The loss function is calculated using these embeddings. The classification model is retrained using the loss function and tested against a test image.

to the positive, but the negative is not the farthest from the anchor. This approach ensures that the selected triplets are not too easy, avoiding trivial triplets that contribute very little to the learning, and not too hard, avoiding triplets that are too difficult to learn and may slow down convergence. Therefore, the selection strategy aims at a balance where the network can learn the most, promoting instances where the model is incorrect but has the potential for correction. This online triplet selection method enhances the training process’s effectiveness and efficiency, improving convergence and robust feature learning. The ultimate goal of the online semi-hard triplet selection is to enhance the network’s ability to differentiate between the classes effectively, thereby leading to better performance on tasks such as image retrieval and clustering in the context of our experiment.

4.3. Training

The designated models are meticulously trained with the Triplet loss and our proposed novel loss function, called the Shadow loss. This dual loss function approach enables us to evaluate and compare the effectiveness of traditional triplet loss and our innovative Shadow loss in learning a robust embedding space.

The training regimen follows an iterative batch processing strategy, with each batch constituting 32 instances from the triplet dataset. We utilize an Adam optimizer, a method renowned for handling sparse gradients on noisy problems. The learning rate, an essential hyperparameter determining the step size at each iteration while moving towards the minimum of the loss function, is set at a value of 0.0001. Furthermore, we used the StepLR scheduler with

a $step_size=20$, $gamma=0.1$ because these values were the best after hyperparameter tuning on these hyperparameters. Each positive, negative, and anchor sample constituting the batch is fed individually to the model, enabling a granular and detailed analysis of the instance-level variations. Subsequently, the loss is calculated for each batch of 32, and the mean of these losses is computed to ensure consistency and homogeneity in error evaluation across different batches.

The training phase employs pre-trained ResNet18, VGG16, and a custom model, thus offering a varied, multi-dimensional perspective. These models were rigorously tested on diverse datasets, including MNIST, FashionMNIST, CIFAR10, CIFAR100, ODIR-5K, HAM-10K, and Tiny-Imagenet. This eclectic mix of datasets, spanning from digit recognition to fashion classification to diverse visual object recognition tasks, ensures comprehensive validation of our methodology across different problem domains. To adapt these pre-trained models to our specific task and enhance the model’s learning capability. The last two layers of the pre-trained models are discarded and replaced with two newly initiated layers. The new layers are trained from scratch, enabling them to capture the unique characteristics of our triplet dataset while retaining the powerful feature extraction abilities of the pre-trained models. After each training epoch, the test set is evaluated using accuracy as a metric for balanced datasets and both macro-F1 and accuracy for imbalanced datasets like ODIR-5K and HAM-10K.

Table 1: Performance comparison on various datasets. Shadow Loss outperforms Triplet Loss on all of the datasets.

Dataset	Metric (%)	Model	Epochs	Triplet Loss	Shadow Loss
MNIST	Accuracy	Custom	100	96.00	98.00
FASHIONMNIST	Accuracy	Custom	10	74.00	81.00
CIFAR10	Accuracy	ResNet18	100	73.46	82.82
CIFAR100	Accuracy	ResNet18	100	49.52	52.34
Tiny-Imagenet	Accuracy	ResNet18	100	36.66	47.26
ODIR	Accuracy	VGG16	30	22.56	33.51
	Macro-F1	VGG16	30	40.75	44.95
HAM	Accuracy	VGG16	20	31.91	32.67
	Macro-F1	VGG16	20	42.67	44.92

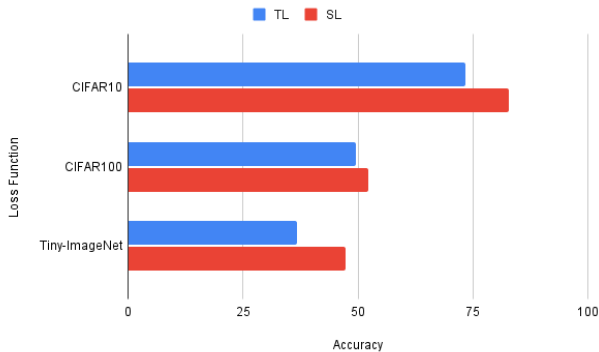


Figure 3: Accuracy from different balanced datasets: Shadow Loss consistently achieves higher accuracy than Triplet Loss across all of the datasets

5. Results

The primary goal of introducing the Shadow Loss was to effectively minimize dimensionality during loss calculation, with the aim of reducing memory and computational costs without compromising the model’s performance. Under device memory constraints, we conducted extensive experiments on balanced, imbalanced, medical and non-medical image datasets to compare the efficacy of our proposed loss function. The empirical findings presented in Table 1 show that Shadow Loss outperforms Vanilla Triplet Loss on several models and datasets. Figure 3 presents the performance comparison of our proposed loss function with Triplet Loss on balanced non-medical datasets. Figure 4 shows the comparison between the two loss functions on the ODIR-5K and HAM-10K medical image datasets. Because these datasets are highly skewed, we chose the F1 macro score as the performance metric to account for overall performance across all classes rather than being biased toward the majority class. Shadow Loss’ outstanding accuracy and macro-F1 score indicate its effectiveness in dealing with imbalanced medical image datasets. We used the ResNet18 model to evaluate per-

formance on non-medical image datasets and VGG-16 on medical image datasets. The choice of models for specific datasets were driven by our resource constraints. However, highest priority was given to randomize the experiments in order to affirm the generalizing power of Shadow Loss across any model and dataset.

Based on the experimental results and the analysis of the figures, we present the following observations: **(1)** The proposed Shadow Loss performs consistently better across diverse datasets irrespective of models and performance metrics, with an average improvement of 5% to 10% on each experiment conducted. **(2)** An interesting observation drawn from Figure 4 and Table 1 is that Shadow Loss converges in notably fewer epochs than Triplet Loss. This swifter convergence, coupled with the aforementioned superior performance metrics, underlines the efficacy of our approach. This rapid convergence can be attributed to the dimensionality reduction, which optimizes the learning trajectory. **(3)** The pronounced increase in interclass distances when models are trained with Shadow Loss is consistent with our theoretical expectations and proves to be instrumental in achieving better-defined, well-separated feature spaces, enhancing the model’s discriminatory power. Furthermore, the minimal intraclass distances manifest as tight clusters in feature visualization, exemplifying the precise classification capabilities of models trained with our loss function.

6. Findings and discussion

6.1. Geometric Implications

Insightful observations can also be drawn from the t-distributed Stochastic Neighbor Embedding (t-SNE) plots of the models trained on the CIFAR-10 dataset, as presented in Figure 5. t-SNE, a popular technique for visualizing high-dimensional data, offers a comprehensive view of the distribution of our generated image embeddings in a two-dimensional space. A comparative analysis of the t-SNE plots from Figure 5a and 5b reveals that our proposed Shadow loss function delivers superior performance

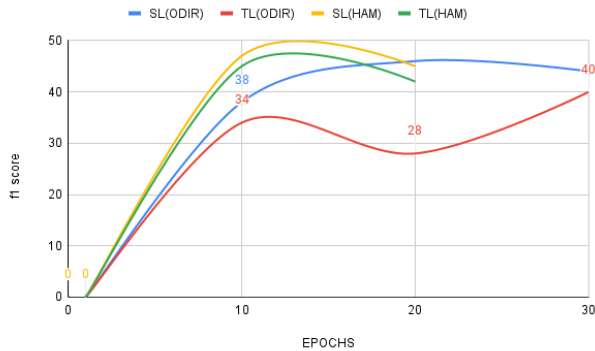


Figure 4: F1 scores from imbalanced datasets: The proposed loss function achieves higher performance scores in fewer epochs than Triplet Loss. That means Shadow Loss converges faster and learns better than Triplet Loss.

in clustering the trained image embeddings compared to the conventional Triplet loss. The plots noticeably demonstrate the efficiency of the Shadow loss function in creating tighter and well-separated clusters, reflecting its excellent capability of learning more discernible and robust representations of the input instances.

The metric of inter-class distance serves as a significant performance indicator in our evaluation. Higher inter-class distance implies better separability of different classes in the feature space, leading to more accurate classification or retrieval results. From the t-SNE plots in Figure 5, we can visualize a more significant inter-class distance when employing Shadow loss, as opposed to the Triplet loss results. This finding underpins the superiority of Shadow loss in driving apart instances from different classes, facilitating improved classification performance. Conversely, the intra-class distance, the measure of dispersion within the same class, appears to be lesser with the Shadow loss. A smaller intra-class distance corresponds to the enhanced compactness of instances from the same class, thereby contributing to each cluster’s overall coherence and unity. This reduced intra-class distance exemplifies Shadow loss’s ability to consolidate instances of the same class better, enhancing the model’s robustness against intra-class variations.

Moreover, in maintaining a higher inter-class distance and a smaller intra-class distance, the Shadow loss function inherently demonstrates a superior capability to manage the trade-off between class separability and unity. From an interpretability perspective, the image embeddings trained with Shadow loss provide a more intuitive understanding of the relative positions and relationships of the different classes in the embedding space. This characteristic further empowers us to derive insightful patterns and trends from our high-dimensional data, aiding in more informed decision-making and predictions. These observations are further strengthened by the results from our experiments, as shown in Table 1.

6.2. Space Complexity

Analyzing the space complexity of the loss calculation involves considering the amount of memory required to store the intermediate and final values during computation. The main components of space complexity are:

- Storing Embeddings:** When computing the losses, we first need to store the embeddings for the anchor, positive, and negative examples generated by a neural network. If the embedding has D dimensions and there are S samples in a batch, the embeddings would have a space complexity of $O(S \cdot D)$. On the other hand, for Shadow Loss, we take only the projections of the embeddings, making its dimension 1. So the space complexity of Shadow Loss is $O(S \cdot 1) = O(S)$.
- Storing Distances:** We might also need to store the pairwise distances for some computations, especially if all possible triplets are used. If S is the batch size, computing all pairwise distances would result in a matrix of $S \times S$, leading to a space complexity of $O(S^2)$ for both loss functions.
- Storing Loss Values:** Storing the loss value for each triplet might require an additional space of $O(S^3)$ if all possible triplets are considered within a batch of size S . $O(S^3)$
- Gradients Storage:** During backpropagation, we must also store the gradients for each parameter. This would typically have the same space complexity as the parameters themselves. If we have P parameters in the model, the space complexity for storing gradients would be $O(P)$

Therefore, considering all of the above components, the total space complexity for Triplet Loss might be approximated as:

$$O(S \cdot D + S^2 + S^3 + P) \quad (11)$$

Whereas for Shadow Loss, it can be approximated as:

$$O(S + S^2 + S^3 + P) \quad (12)$$

which is exponentially smaller, for embeddings with large dimensions, than the space complexity of triplet loss, hence, favoring devices with tight memory constraints.

7. Conclusion

This paper proposes a novel loss function, Shadow Loss, which can be used for similarity detection tasks in Siamese networks with much less memory and computations than what is required by many popular metric learning loss functions. It can effectively increase interclass distance and enhance the predictive power for modern critical tasks like vehicle and face identification. Our loss function surpasses vanilla triplet loss in performance across diverse

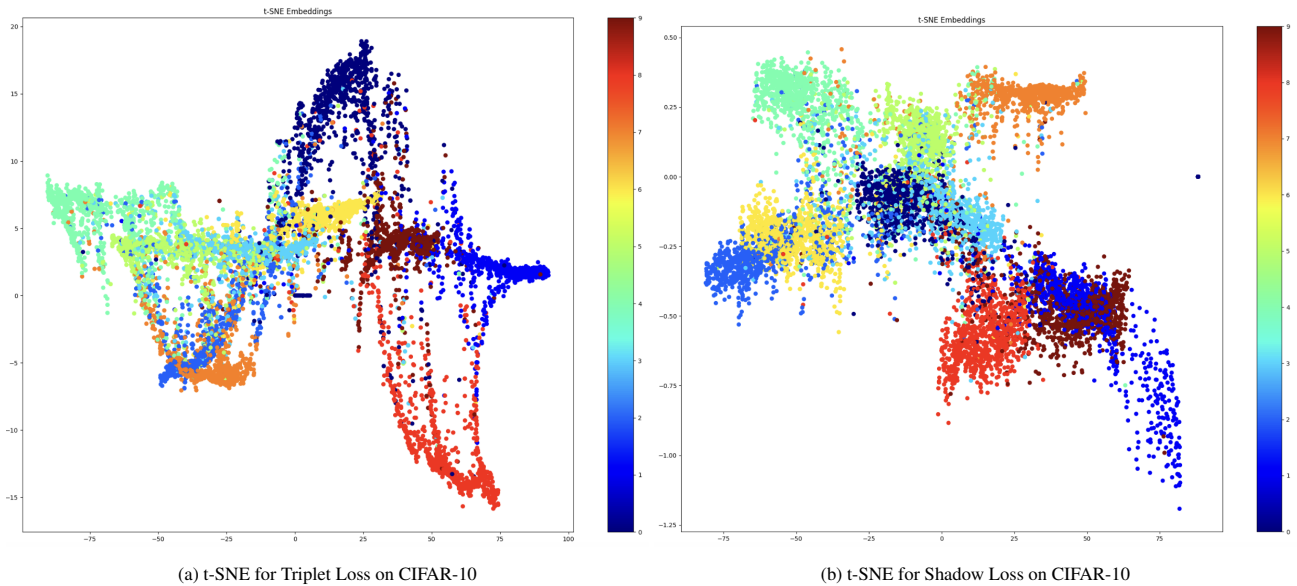


Figure 5: The embeddings clusters have a higher interclass distance and lower intraclass distance when Shadow Loss is used instead of Triplet Loss for the CIFAR10 dataset. (a) Lower inter-class distance caused by significant overlapping of classified image clusters when triplet loss is used. There is more intra-distance between each cluster as they are more spread out. (b) Higher inter-class distance when Shadow Loss is used. Also, there is less intra-class distance as the diameters of the cluster boundaries are much less than that formed by the Triplet Loss clusters.

datasets, models and metrics. We have shown that the results are model agnostic by employing different pre-trained models and custom architectures. The design of the loss function is such that it reduces the dimensions of embedding space by taking their scalar projections, which, in essence, makes the loss function capable of converging faster. Our empirical findings fully support these notions, as shown in this paper. This groundbreaking progression accentuates efficient deep metric learning processes and sets the stage for upcoming research focused on computational optimization.

References

- [1] Florian Schroff, Dmitry Kalenichenko, and James Philbin, *Facenet: A unified embedding for face recognition and clustering*, *Proceedings of the IEEE conference on computer vision and pattern recognition*, 2015, pp. 815–823.
- [2] Sumit Chopra, Raia Hadsell, and Yann LeCun, *Learning a similarity metric discriminatively, with application to face verification*, *2005 IEEE Computer Society Conference on Computer Vision and Pattern Recognition (CVPR'05)*, 2005, vol. 1, pp. 539–546.
- [3] Thanh-Toan Do, Toan Tran, Ian Reid, Vijay Kumar, Tuan Hoang, and Gustavo Carneiro, *A theoretically sound upper bound on the triplet loss for improving the efficiency of deep distance metric learning*, *Proceedings of the IEEE/CVF Conference on Computer Vision and Pattern Recognition*, 2019, pp. 10404–10413.
- [4] Hyun Oh Song, Yu Xiang, Stefanie Jegelka, and Silvio Savarese, *Deep metric learning via lifted structured feature embedding*, *Proceedings of the IEEE conference on computer vision and pattern recognition*, 2016, pp. 4004–4012.
- [5] Kihyuk Sohn, *Improved deep metric learning with multi-class n-pair loss objective*, *Advances in neural information processing systems*, 2016, vol. 29.
- [6] Xun Wang, Xintong Han, Weilin Huang, Dengke Dong, and Matthew R Scott, *Multi-similarity loss with general pair weighting for deep metric learning*, *Proceedings of the IEEE/CVF Conference on Computer Vision and Pattern Recognition*, 2019, pp. 5022–5030.
- [7] Xinshao Wang, Yang Hua, Elyor Kodirov, Guosheng Hu, Romain Garnier, and Neil M Robertson, *Ranked list loss for deep metric learning*, *Proceedings of the IEEE/CVF conference on computer vision and pattern recognition*, 2019, pp. 5207–5216.
- [8] Yair Movshovitz-Attias, Alexander Toshev, Thomas K Leung, Sergey Ioffe, and Saurabh Singh, *No fuss distance metric learning using proxies*, *Proceedings of the IEEE International Conference on Computer Vision*, 2017, pp. 360–368.
- [9] Chao-Yuan Wu, R Manmatha, Alexander J Smola, and Philipp Krahenbuhl, *Sampling matters in deep*

embedding learning, Proceedings of the IEEE international conference on computer vision, 2017, pp. 2840–2848.

- [10] Jiankang Deng, Jia Guo, Niannan Xue, and Stefanos Zafeiriou, *Arcface: Additive angular margin loss for deep face recognition*, *Proceedings of the IEEE/CVF conference on computer vision and pattern recognition*, 2019, pp. 4690–4699.
- [11] Qi Qian, Lei Shang, Baigui Sun, Juhua Hu, Hao Li, and Rong Jin, *Softtriple loss: Deep metric learning without triplet sampling*, *Proceedings of the IEEE/CVF International Conference on Computer Vision*, 2019, pp. 6450–6458.
- [12] Vijay Kumar BG, Gustavo Carneiro, and Ian Reid, *Learning local image descriptors with deep siamese and triplet convolutional networks by minimising global loss functions*, *Proceedings of the IEEE conference on computer vision and pattern recognition*, 2016, pp. 5385–5394.
- [13] Ismail Elezi, Sebastiano Vascon, Alessandro Torcinovich, Marcello Pelillo, and Laura Leal-Taixé, *The group loss for deep metric learning*, *European Conference on Computer Vision*, 2020, pp. 277–294.
- [14] Hyun Oh Song, Stefanie Jegelka, Vivek Rathod, and Kevin Murphy, *Deep metric learning via facility location*, *Proceedings of the IEEE Conference on Computer Vision and Pattern Recognition*, 2017, pp. 5382–5390.
- [15] Xingping Dong and Jianbing Shen, *Triplet loss in siamese network for object tracking*, *Proceedings of the European conference on computer vision (ECCV)*, 2018, pp. 459–474.
- [16] Yiru Zhao, Zhongming Jin, Guo-jun Qi, Hongtao Lu, and Xian-sheng Hua, *An adversarial approach to hard triplet generation*, *Proceedings of the European conference on computer vision (ECCV)*, 2018, pp. 501–517.
- [17] Alexander Hermans, Lucas Beyer, and Bastian Leibe, *In defense of the triplet loss for person re-identification*, *arXiv preprint arXiv:1703.07737*, 2017.