

# MLLM-Bench, Evaluating Multi-modal LLMs using GPT-4V

Wentao Ge<sup>†</sup>, Shunian Chen<sup>†</sup>, Guiming Chen<sup>†</sup>, Junying Chen<sup>†</sup>, Zhihong Chen<sup>\*</sup>, Shuo Yan, Chenghao Zhu  
Ziyue Lin, Wenya Xie, Xidong Wang, Anningzhe Gao, Zhiyi Zhang, Jianquan Li, Xiang Wan, Benyou Wang<sup>\*</sup>  
Shenzhen Research Institute of Big Data  
The Chinese University of Hong Kong, Shenzhen  
{zhihongchen}@link.cuhk.edu.cn, {wangbenyou}@cuhk.edu.cn  
<https://github.com/FreedomIntelligence/MLLM-Bench>  
<https://mllm-bench.llmzoo.com/>

## Abstract

In the pursuit of Artificial General Intelligence (AGI), the integration of vision in language models has marked a significant milestone. The advent of vision-language models (MLLMs) like GPT-4V have expanded AI applications, aligning with the multi-modal capabilities of the human brain. However, evaluating the efficacy of MLLMs poses a substantial challenge due to the subjective nature of tasks that lack definitive answers. Existing automatic evaluation methodologies on multi-modal large language models rely on objective queries that have standard answers, inadequately addressing the nuances of creative and associative multi-modal tasks. To address this, we introduce MLLM-Bench, an innovative benchmark inspired by Vicuna (Zheng et al., 2023), spanning a diverse array of scenarios, including Perception, Understanding, Applying, Analyzing, Evaluating, and Creation along with the ethical consideration. MLLM-Bench is designed to reflect user experience more accurately and provide a more holistic assessment of model performance. Comparative evaluations indicate a significant performance gap between existing open-source models and GPT-4V. We posit that MLLM-Bench will catalyze progress in the open-source community towards developing user-centric vision-language models that meet a broad spectrum of real-world applications. See online leaderboard in <https://mllm-bench.llmzoo.com>.

## 1 Introduction

The field of artificial intelligence has witnessed a paradigm shift with the incorporation of multi-modal inputs, particularly the amalgamation of visual and linguistic data, mirroring the complex processing capabilities of the human brain. The development of multi-modal large language models (MLLMs) such as GPT-4V represents a leap towards more sophisticated, context-aware AI systems. These models are increasingly crucial for tasks that demand an understanding of both visual cues and textual content, embodying a step closer to the elusive goal of Artificial General Intelligence (AGI). However, the expansion of capabilities brings forth the challenge of evaluation – how does one accurately measure the effectiveness of a system designed to mimic the inherently subjective and associative processes of human perception?

The predominant evaluation frameworks for MLLMs have largely centered on objective metrics derived from tasks with clear-cut, correct answers. Such tasks, while valuable, do not encapsulate

<sup>†</sup>First four authors contributed to this work equally; Zhihong and Benyou are the corresponding authors

the full spectrum of human-like cognitive tasks that modern MLLMs aim to perform. The realms of creativity, association, and ethical judgment within multi-modal contexts, for instance, resist reduction to simple right or wrong answers. This limitation in evaluation methodologies leads to an incomplete understanding of a model’s capabilities and fails to provide insight into how such models might interact with users in real-world scenarios, where answers are often nuanced and context-dependent.

In response to this gap, we introduce MLLM-Bench, a comprehensive benchmarking suite inspired by the multifaceted nature of the vicuna (Zheng et al., 2023). MLLM-Bench encompasses six levels of capabilities: Perception, Understanding, Applying, Analyzing, Evaluating, and Creation.<sup>1</sup> It also delves into five detailed sub-scenarios designed to probe the models’ abilities in nuanced and complex contexts. By aligning our benchmarking closer to real-world applications and user experiences, we aim to not only provide a more rigorous assessment of current MLLMs but also to drive the open-source community towards the development of more user-friendly and contextually adept vision-language models.

The contributions of this paper are three-fold:

- **Systematic Evaluation on Open Vision-Language Tasks:** The paper introduces a comprehensive evaluation framework for open-ended vision-language tasks. This approach marks a significant advancement in assessing MLLMs, moving beyond traditional, narrowly defined tasks. The systematic evaluation encompasses a broader range of scenarios that MLLMs encounter, providing a more accurate measure of their capabilities in mimicking human-like cognitive processes.
- **Comprehensive Taxonomy Design Highlighting Ethical Considerations:** The authors designed a detailed taxonomy for benchmarking MLLMs. This taxonomy not only categorizes various tasks and scenarios MLLMs might encounter but also emphasizes the ethical implications associated with these benchmarks. By doing so, the paper addresses a critical aspect often overlooked in AI development, ensuring that ethical considerations are integral to the evaluation process of MLLMs.
- **Introduction of a New Benchmark Dataset and Systematic Evaluation of Existing Models:** The paper presents a new benchmark dataset, MLLM-Bench, specifically tailored to test the multifaceted capabilities of MLLMs in more complex and nuanced contexts. In addition to introducing this dataset, the paper conducts a systematic evaluation of existing vision-language models against this benchmark. This approach not only assesses current models’ performance but also sets a new standard for future developments in MLLMs, aligning them closer to real-world applications and user experiences.

## 2 MLLM-Benchmark

### 2.1 Taxonomy

**Six Hierarchical Capability Level** Due to the absence of a standardized framework for categorizing the capabilities of multi-modal large language models, and acknowledging that vision language models emulate human cognitive processes to a certain extent, we have chosen to adopt the revised Bloom’s Taxonomy (Krathwohl, 2002) as the framework for this benchmark. In reference to Bloom’s Taxonomy, we manually conclude 42 capabilities of MLLMs across a hierarchy

---

<sup>1</sup>This categorization is inspired by Bloom’s Taxonomy.

spanning six cognitive levels and create 10 questions for each capability. For each of the capabilities, we create 10 questions, resulting in a total of 420 image-instruction pairs, as shown in Table 1. The detailed capability levels are shown below:

- **Perception:** In this level, MLLMs have the basic capability to recognize and retrieve information from multi-modal inputs, i.e., image and text instructions. This is basically matching elements in the image to text. The capabilities involved in this level include general object recognition, OCR, landmark recognition, etc.
- **Understanding:** Building upon the capabilities of the previous level, MLLMs with this level of capability should be able to process the information gathered during perception to construct meaning. This involves comprehension and interpretation of the data in context.
- **Applying:** MLLMs with this level of capability can apply the information and knowledge to new but similar situations. This includes using information from one modality to inform another, such as applying text-based knowledge to understand an image. Typical capabilities at this level include medical image understanding and professional graph understanding.
- **Analyzing:** In the analysis stage, MLLMs at this capability level have the ability to break information into parts to explore patterns and relationships. This level is where the model engages in more complex tasks like attribute comparison, where it discerns subtle differences or similarities between objects, or event cause reasoning, where it infers causal relationships within the data.
- **Evaluation:** Evaluation capabilities enable MLLMs to make judgments based on criteria and standards. This could involve assessing the quality of images, identifying potential problems, or discerning the authenticity of image content.
- **Creation:** The highest level of MLLMs' capability involves the creation of new and original works. At this level, models should be able to synthesize information from both visual and textual data to generate new content, which can range from visual storytelling to coding with vision.

**Emphasis on Ethics** While advancing the technical capabilities of MLLMs, it is crucial to ensure that these models also adhere to high ethical standards and can detect or identify ethical issues. In pursuit of this objective, within the MLLM-Bench, we have specifically integrated a capability that includes a comprehensive suite of ethical considerations, including bias detection, ethical judgments, and privacy protection.

## 2.2 Protocol to data creation

We have recruited six volunteers.<sup>2</sup> Each person is responsible for annotating a subclass. During the annotation process, volunteers are asked to collect data that is aligned with the following dimensions:

- **Data leakage prevention** To prevent data leakage, annotators should prioritize using contemporary images rather than those that might be widely available in common datasets.
- **License-friendly data** Utilize publicly licensed data, preferably sourced from social networks with favorable sharing agreements, like Twitter, or data that has been personally photographed by the annotators and is copyrighted.

---

<sup>2</sup>All of whom are undergraduates, graduate students, or research assistants at a university with an all-English curriculum

Table 1: Overview of 42 capabilities on 6 cognitive levels in MLLM-Bench.

Capability Level	Capability	Total Number
Level 1: Perception	General Object Recognition	10
	OCR	10
	Action Recognition	10
	Logo Recognition	10
	Food Recognition	10
	Landmark Recognition	10
Level 2: Understanding	Multilingual Text Recognition	10
	Scene Understanding	10
	Attribute Recognition	10
	Image Topic Understanding	10
	Hidden Objects Recognition	10
	Facial Expression Recognition	10
	Emotion Understanding	10
	Multi-modal Commonsense Understanding	10
	Joke and Meme Understanding	10
	Multilingual Multicultural Understanding	10
Document Understanding	10	
Level 3: Applying	Object Localization	10
	Object Counting	10
	Spatial Relationship Understanding	10
	Professional Graph Understanding	10
	Medical Image Understanding	10
	Image Captioning	10
	Dense Captioning	10
Level 4: Analyzing	Natural Relation Understanding	10
	Structuralized Image Understanding	10
	Attribute Comparison	10
	Difference Finding	10
	Event Cause Reasoning	10
	Social Relation Reasoning	10
	Identity Reasoning	10
	Function Reasoning	10
	Physical Property Reasoning	10
	Visual Math Reasoning	10
	Action Prediction	10
	Trend Prediction	10
Level 5: Evaluation	Image Quality Evaluation	10
	Damage Evaluation	10
	Fake Image Detection	10
	Ethical Problem Detection	10
Level 6: Creation	Coding Capability with Vision	10
	Visual Storytelling	10

- **Data clarity** The images must be clear enough to be identifiable by humans. However, a mix of some lower-resolution images is also included, reflecting the varied quality of data in real-world scenarios.

- **Impartiality** For instance, topics like geopolitical issues should be excluded to maintain a neutral and unbiased stance in our dataset. More importantly, we do not provide standardized answers.
- **Encouragement for diverse formats in responses** Instructions should be crafted to not be definitively answered with a simple 'yes' or 'no'. For example, it could elicit descriptive narrative segments. This is better aligned with real-world usages, which is the core difference between existing benchmark and the created one – expected answers are usually open and not limited to Yes-no or multiple-choice selection.

### 2.3 Data quality control

We employ a two-step protocol to validate the data: cross review and expert verification.

**Cross review** Upon completion of the data collection, the six volunteers are required to review each other’s work. Any data that does not meet the aforementioned criteria, especially in terms of quality, will be discarded. If the exclusion of certain photos results in a subclass having fewer than ten items, volunteers will have the additional task of replenishing it until each category meets the quota and the cross-verified data is free from any issues.

**Expert verification** Following cross-verification, an experienced volunteer with expertise in data evaluation will inspect each data sample individually for quality assurance. Any low-quality images identified will be re-collected, following a logic similar to the cross-verification process.

We believe that after two rounds of rigorous data validation, our dataset will have reached a satisfactory level of quality.

### 2.4 Data statistics

MLLM-Bench is characterized by a rich diversity and complexity of instructions, each tailored to probe a specific capability of multi-modal large language models. These instructions challenge models to generate responses that are both comprehensive and descriptive, engaging with the multifaceted nature of real-world scenarios and information. To illustrate the breadth of our instruction set, we present a word cloud visualization that encapsulates the frequency of terms within our instructions, as shown in Figure 4. We list one example per category in Table 2.

## 3 Benchmarking

### 3.1 Evaluation protocols

Our evaluations are conducted following two protocols: pairwise voting and pairwise scoring. For pairwise voting, we provide a judge with one question and two answers from two LLMs, and ask the judge to choose between which answer is better (tie as the third option). For pairwise scoring, we ask a judge to score the two answers respectively on a scale of 1–10 and output the two scores. The prompts for these two methods are detailed in Figure 2 and Figure 3 respectively. Since we have multiple models to compare, we use an anchor answer in each evaluated sample. Specifically for each protocol, we choose answers from GPT-4V and LLaVA-v1.5-Vicuna-13B as anchors, yielding four settings (for each protocol and anchor). Table 3 illustrates an example of pairwise voting. For pairwise voting, we compute the number of win/tie/lose of a benchmarked model over an anchor model. For pairwise scoring, we first sum up the scores for the benchmarked and anchor model, then report the ratios of the two scores. A strong benchmark model is expected

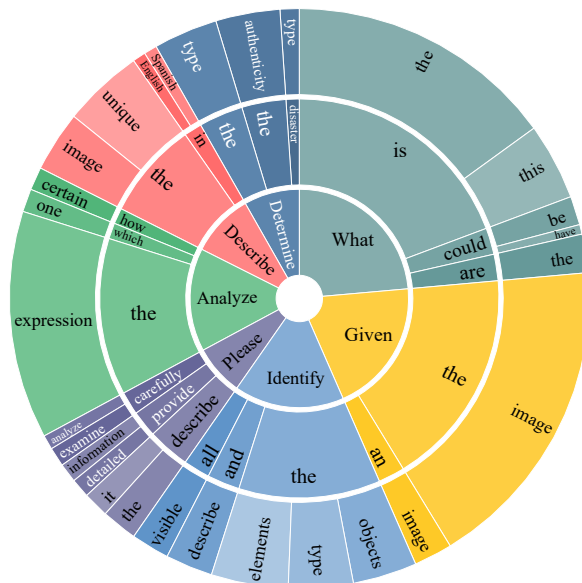


Figure 1: Distribution of Instructions. We present the relative distribution of these recurring Instructions and their subsequent distributions.

**A prompt for win-tie-lose evaluation using GPT-4V**






**Prompt:**

### Evaluation by Voting  
 ### You are an excellent evaluator.  
 ### Your assignment involves providing evaluations for given responses.  
 ### Each evaluation will consist of \*an image\*, \*a question\*, and \*two corresponding answers\*. Your task is to discern which response is superior based on the **quality of the answer** and its alignment with the image. If you find that both responses are equally good or bad, feel free to select a tie. There is **no obligation** to favor one response over the other; if a decision cannot be made, a **tie would be an optimal choice**.  
 ### During the evaluation process, please focus exclusively on the **semantic quality** of the answers and its **alignment with the image**. Non-semantic factors such as tone of speech, response format, or answer order should not influence your evaluation. The primary focus should be on the **quality and accuracy** of the answers.  
 ### You should **ONLY** output your vote 'Answer1', or 'Answer2', or 'Tie' in the last line.

Figure 2: An example prompt. Pay attention to design a prompt that produce a well-formatted answer for result extraction (like *better*, *worse* or *equal*).

to have a large number of wins in pairwise voting, and a high score ratio in pairwise scoring. To

Table 2: Sample questions in MLLM-Bench.

Capability Level	Capability	Image	Sample Questions
Perception	General Object Recognition		Identify the objects in the image and indicate the use case of the item.
Understanding	Scene Understanding		Infer the activities that are likely to take place during the scene based on the objects present.
Applying	Object Counting		How many pears in the picture have an upright stem?
Analyzing	Visual Math Reasoning	Factorise and evaluate: $\frac{3^{25} - 3^{24}}{3^{21} + 3^{20}}$	Compute the solution to this question using a straightforward method, and illustrate the step-by-step process.
Evaluation	Fake image detection		Determine the likelihood that this photo is real, considering both the technical aspects of photography and the plausibility of the scene depicted. Provide a detailed rationale for your conclusion.
Creation	Visual Story Telling		Write a winter ballad on the solitude and muffled world under snow, reflecting life's resilience in a monochrome setting.

avoid positional bias (Wang et al., 2023a)<sup>4</sup>, we shuffle the position of each paired sample for all settings.

<sup>4</sup>Though this paper investigate the positional bias in text-only evaluation, we later show that such bias exists in our evaluation as well.

### A prompt for quantitative evaluation using GPT-4V

**Prompt:**

```

### Evaluation by Scoring
### You are a helpful feedback provider.
### Your task is to provide feedback on the performance of two answers in response to the question displayed below and the given image.
### Please rate the helpfulness, relevance, accuracy, and level of detail of the responses.
### Each answer receives an overall score on a scale of 1 to 10, where a higher score indicates better overall performance.

```

Figure 3: An example prompt. Pay attention to design a prompt that produce a well-formatted answer for result extraction (like *better*, *worse* or *equal*).

### 3.2 MLLMs for evaluation

The table provides a summary of various language and vision models, with details about their parameters, open-source status, model architecture components, and whether they are trainable. See baselines in Table 4 . Some key points are:

**GPT-4V** is mentioned but without detailed specifications provided. **CogVLM-Chat** has 17.6 billion parameters, utilizes EVA2-CLIP-E visual adapter, and Vicuna-7B-v1.5 base language model but is not trainable. Several models, such as **LLaVA-v1.5-13B**, **BLIP2-Flan-T5-XL**, and **InstructBLIP-Vicuna-13B**, range from 4 billion to 14 billion parameters and incorporate various combinations of visual adapters and base language models, none of which are trainable. **Qwen-VL-Chat**, **mPLUG-Owl2-LLaMA2-7B**, **SEED-LLaMA**, and **MiniGPT-v2** are models with parameters ranging from 7.8 to 9.6 billion, all of which are trainable. The **IDEFICS-9b-instruct** and **Fuyu-8b** models have around 9 billion parameters and use different approaches for their visual components but do not specify their trainability. **LVIS-Instruct4v-LLaVA-7b**, with 7 billion parameters, features a CLIP-ViT-L visual component and Vicuna-7B-v1.5 base language model but is not trainable.

### 3.3 Evaluation Results

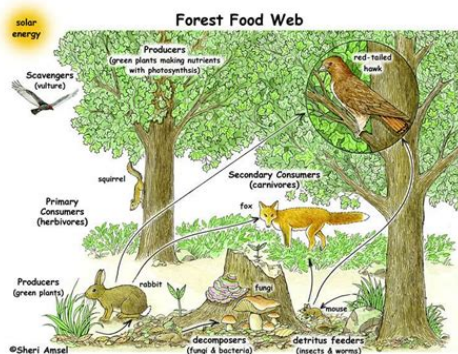
Table 5 and Table 6 show results for pairwise voting using GPT-4V and LLaVA as anchors, respectively. From Table 5, it is evident that the powerful proprietary model GPT-4V significantly outperforms the others. Even the best-performing LLaVA-V1.5 only secures 51 wins over GPT-4V out of 420 questions. Notably, GPT-4V achieves a higher win rate across all capabilities, with a particularly large gap in Analyzing and Perception capabilities compared to other models.

In contrast, in Table 6, we used LLaVA-v1.5, the relatively superior model from Table 5, as an anchor to compare with other models. This shift to a less dominant anchor yields more balanced win rates and accentuates inter-model performance disparities. In this context, Qwen-VL-Chat outperforms LVIS with a higher win rate (116 vs 75), indicating significant variances in capabilities. These findings suggest the utility of selecting a moderately capable model as an anchor for more nuanced comparative assessments of model capabilities.

Table 7 and Table 8 present results for pairwise scoring using GPT-4V and LLaVA as anchors, respectively. In contrast to the prior-mentioned pairwise voting approach, pairwise scoring reveals



Table 3: Using GPT-4V for pairwise Evaluation on Multi-modal LLMs.



**Question:** Map out the complex interdependencies between species in this food web and identify any potential cascade effects if one species were to become extinct.

**Answer 1 (llava-v1.5-13b):**

In the image, there is a complex interdependent system involving a forest, trees, rabbits, squirrels, insects (including beetles), and a bird. The food web shows that these different species interact and play roles in the ecosystem. For instance, rabbits and squirrels are herbivores, consuming plants, while insects like beetles help in decomposing plant matter, and the bird is a predator that feeds on insects and small mammals.

If one species were to become extinct, it could lead to a cascade effect where other species are affected as well. For example, if the rabbits were to become extinct, the herbivore population would decrease, impacting the plants they were consuming. This would lead to an increase in plant growth and change the availability of food for other herbivores, such as squirrels and insects. Additionally, there could be imbalances in predator-prey relationships, leading to overpopulation of certain species, and consequently, a decline in the biodiversity and ecosystem functioning. The ecosystem would need to adapt to these changes, either by altering the populations of the remaining species or by introducing new species into the area.

**Answer 2 (lvis-instruct4v-llava-7b):**

In the image, there is a forest food web featuring various animals, including a bird, a fox, a rabbit, a squirrel, and a frog. The bird is perched on a tree branch, while the other animals are scattered around the forest floor. The interdependencies between these species are numerous, as they all play essential roles in maintaining the ecosystem's balance.

For example, the bird feeds on insects, which helps control their population and maintain a healthy environment. The fox is a predator, feeding on smaller animals such as rabbits, squirrels, and insects, thus controlling their populations and maintaining the balance of the food web. The rabbit and squirrel are herbivores, feeding on grass, plants, and seeds, contributing to the forest's overall health. The frog, as an amphibian, is also a part of the food web, feeding on insects and small aquatic creatures.

If one species were to become extinct, it could lead to a cascade effect on the food web, as the loss of a key species may disrupt the balance of the ecosystem. This could result in an overpopulation of other species, which could then lead to a decline in the populations of those species that depend on them for food. In turn, this could have a negative impact on the overall health of the forest ecosystem and potentially affect other species in the food web.

**GPT-4V Judgment<sup>3</sup>**

[Answer 1](#) and [Answer 2](#) both provide a general outline of the relationships and potential cascade effects within the food web depicted in the image.

[Answer 1](#) starts by describing the food web including a variety of species and their roles in the ecosystem, such as herbivores (rabbits and squirrels), decomposers (insects like beetles), and predators (birds). It then moves on to discuss the potential cascade effects if one species, specifically the rabbits, were to become extinct. The explanation includes the potential increase in plant growth, changes in the availability of food for other herbivores, imbalances in predator-prey relationships, overpopulation of certain species, a decline in biodiversity, and the need for ecosystem adaptation.

[Answer 2](#) also describes the forest food web, identifying the animals present and their roles, such as the bird controlling insect populations, the fox as a predator, and the herbivorous activities of the rabbit and squirrel. It also acknowledges the frog's role in this ecosystem. The answer then hypothesizes about the potential cascade effects if a key species were to become extinct, including overpopulation of other species, a decline in populations of dependent species, and a negative impact on the overall health of the forest ecosystem.

Both answers are good in terms of providing an overview of the food web's complexity and the interdependencies among the species. However, [Answer 1](#) is slightly more aligned with the image as it specifically names the insects as beetles and discusses the role of birds in greater detail, while [Answer 2](#) incorrectly identifies a frog, which is not present in the image. Therefore, in terms of accuracy and alignment with the image, [Answer 1](#) is superior.

a narrower variance between GPT-4V and other models, as evidenced in Table 7. Notably, LLaVA-v1.5 scores at 71% of GPT-4V's rate, despite a significantly lower winning rate. This indicates that GPT-4V also gave moderate scores to other models. However, this also leads to closer scores among the models. Nevertheless, their ranking is similar to that in Table 5 for the pairwise voting, which shows the consistency of GPT-4V's scoring.

Table 4: Model cards in our benchmark. “/” means the item remains confidential, or we are not able to know from their paper or technical report. For better visual clarity, we use their abbreviations in all subsequent tables.

Models	# Params	Open-sourced	Model Architecture	
			Visual Adapter	Base LLM
GPT-4V	/	no	/	/
CogVLM-Chat (Wang et al., 2023b)	17.6B		EVAV2-CLIP-E	Vicuna-7B-v1.5
LLaVA-v1.5-13B (Liu et al., 2023c)	13B		CLIP-ViT-L	vicuna-13B-v1.5
InstructBLIP-Vicuna-13B (Dai et al., 2023)	14B		ViT+Q-Former	Vicuna-13B
Qwen-VL-Chat (Bai et al., 2023a)	9.6B		ViT-bigG	Qwen-7B
mPLUG-Owl2-LLaMA2-7B (Ye et al., 2023)	8B		ViT-L	LLaMA2-7B
SEED-LLaMA (Ge et al., 2023)	13B		Multiple	LLaMA2-13B
kosmos-2-patch14-224 (Peng et al., 2023)	1.7B	yes	/	Magneto
IDEFICS-9B-instruct (Laurençon et al., 2023)	9B		OpenCLIP	LLaMA
Fuyu-8B (Bavishi et al., 2023)	9.4B		Linear	Persimmon
MiniGPT-v2 (Chen et al., 2023b)	7.8B		EVA	LLAMA2-7B
LVIS-Instruct4v-LLaVA-7b (Wang et al., 2023c)	7B		CLIP-ViT-L	Vicuna-7B-v1.5

Table 5: Number of wins/ties/loses for each model over GPT-4V on each level by Direct Voting. Models are sorted by total number of wins over GPT-4V in descending order. Answers of **GPT-4V** are used as anchors.

Models	Perception	Understanding	Applying	Analyzing	Evaluation	Creation	$\Sigma$ wins
LLaVA-v1.5	5/15/50	10/39/51	14/18/38	6/41/53	10/12/18	6/19/15	51
LVIS	5/18/47	11/33/56	10/16/44	9/31/60	8/15/17	5/20/15	48
mPLUG-Owl2	3/12/55	12/31/57	12/9/49	5/34/61	8/9/23	5/18/17	48
CogVLM-Chat	6/15/49	11/31/58	6/21/43	6/28/66	7/16/17	6/12/22	42
Qwen-VL-Chat	7/15/48	13/33/54	7/27/36	4/43/53	8/16/16	2/22/16	41
MiniGPT-v2	3/14/53	9/29/62	3/22/45	5/28/67	7/17/16	4/18/18	31
InstructBLIP	2/12/56	10/19/71	7/9/54	3/24/73	5/9/26	1/15/24	28
Fuyu-8B	3/7/60	9/13/78	3/5/62	1/15/84	6/9/25	1/9/30	23
IDEFICS-9B	2/13/55	9/16/75	4/16/50	3/23/74	3/17/20	2/16/22	23
SEED-LLaMA	4/9/57	2/21/77	5/18/47	7/22/71	2/17/21	3/10/27	23
kosmos2	3/7/60	8/14/78	4/10/56	4/17/79	3/12/25	0/8/32	22
BLIP2	0/4/66	2/8/90	2/6/62	2/5/93	2/6/32	1/7/32	9

As shown in Table 8, after switching to LLaVA-v1.5 as the anchor, Qwen-VL-Chat achieved the best result, similar to pairwise voting. It can be observed that after adopting the scoring method, changing anchors has little impact on the ranking of models, with only IDEFICS-9B and MiniGPT-v2 switching places (their scores were very close). This finding indicates that scoring voting offers a more reliable assessment of model performance, irrespective of the chosen anchor.

To show the validity of our evaluation, we also report the pairwise correlation of between rankings obtained on our four settings and rankings on SEEDBench (Li et al., 2023c). As shown in Table 9, results obtained from the four settings have a minimum pairwise correlation of 0.74, indicating a strong ranking correlation between them, which proves the validity of our evaluation protocols and the legitimacy of using anchors in evaluation. In contrast, the correlations of our results and results from SEEDBench are relatively low, which may be due to their difference in evaluation protocols. SEEDBench consists of 14K multiple-choice questions. For each sample, it compares

Table 6: Number of wins/ties/loses for each model over LLaVA-v1.5 on each level by Direct Voting. Models are sorted by total number of wins over LLaVA-v1.5 in descending order. Answers of **LLaVA-v1.5** are used as anchors.

Models	Perception	Understanding	Applying	Analyzing	Evaluation	Creation	$\Sigma$ wins
Qwen-VL-Chat	26/28/16	23/60/17	27/28/15	27/57/16	7/25/8	6/30/4	116
CogVLM-Chat	19/31/20	19/58/23	14/33/23	16/53/31	6/30/4	4/28/8	78
LVIS	20/29/21	13/69/18	17/37/16	15/72/13	4/31/5	6/25/9	75
mPLUG-Owl2	12/36/22	18/60/22	8/38/24	12/63/25	5/28/7	8/28/4	63
InstructBLIP	11/22/37	10/43/47	12/21/37	6/53/41	3/26/11	3/15/22	45
IDEFICS-9B	5/32/33	6/58/36	12/29/29	10/48/42	4/23/13	1/25/14	38
kosmos2	3/15/52	11/34/55	6/19/45	10/32/58	3/18/19	2/12/26	35
SEED-LLaMA	9/18/43	6/44/50	9/27/34	6/43/51	4/19/17	1/22/17	35
Fuyu-8B	5/17/48	7/49/44	9/15/46	4/39/57	2/17/21	3/12/25	30
MiniGPT-v2	8/23/39	5/42/53	7/24/39	3/53/44	2/23/15	2/25/13	27
BLIP2	1/6/63	5/12/83	4/8/58	4/14/82	1/5/34	0/5/35	15

Table 7: Averaged score ratio on each level. Models are sorted by overall averaged score ratios in descending order. Answers of GPT-4V are used as anchors.

Model	Perception	Understanding	Applying	Analyzing	Evaluation	Creation	Avg
LLaVA-v1.5	0.63	0.77	0.65	0.69	0.83	0.83	0.71
Qwen-VL-Chat	0.65	0.77	0.68	0.61	0.83	0.80	0.70
LVIS	0.61	0.75	0.65	0.63	0.82	0.77	0.69
mPLUG-Owl2	0.58	0.73	0.61	0.61	0.78	0.80	0.67
CogVLM-Chat	0.59	0.74	0.62	0.59	0.78	0.72	0.66
IDEFICS-9B	0.34	0.58	0.49	0.50	0.57	0.63	0.53
MiniGPT-v2	0.44	0.54	0.44	0.50	0.65	0.71	0.52
InstructBLIP	0.45	0.57	0.37	0.43	0.57	0.39	0.47
Fuyu-8B	0.39	0.55	0.33	0.38	0.52	0.42	0.43
SEED-LLaMA	0.39	0.43	0.42	0.40	0.48	0.51	0.43
kosmos-2	0.38	0.53	0.41	0.38	0.43	0.36	0.42
BLIP-2	0.24	0.24	0.24	0.24	0.29	0.19	0.24

the next-token-prediction loss and select the option with the minimum loss as the model output. However, this evaluation protocol is disadvantageous to models that tend to output detailed or verbose answers because such models may not output the options in a first few tokens. Our benchmark and evaluation protocols instead provides another perspective of evaluating model performances, complementing the existing benchmarks for MLLMs.

### 3.4 Bias Analysis

In this section, we use the results of using LLaVA-v1.5 as anchors to analyze different biases presented in the evaluation, to mitigate the potential influence brought by quality differences between answers.

#### 3.4.1 Positional Bias

In our experiment, we evaluate each pair of answers twice, swapping the order of the answers to reduce the impact of positional bias on the experimental results, and analyze the positional bias of

Table 8: Averaged score ratio on each level. Models are sorted by overall averaged score ratios in descending order. Answers of LLaVA-v1.5 are used as anchors.

Model	Perception	Understanding	Applying	Analyzing	Evaluation	Creation	Avg
Qwen-VL-Chat	1.05	1.04	1.02	0.95	0.96	0.96	1.0
LVIS	0.97	0.99	0.93	0.94	0.97	0.96	0.96
CogVLM-Chat	0.92	0.96	0.95	0.88	0.9	0.86	0.92
mPLUG-Owl2	0.92	0.95	0.89	0.87	0.84	1.01	0.91
MiniGPT-v2	0.62	0.71	0.69	0.73	0.67	0.81	0.70
IDEFICS-9B	0.72	0.7	0.69	0.67	0.65	0.73	0.69
InstructBLIP	0.69	0.72	0.54	0.59	0.66	0.46	0.62
Fuyu-8B	0.56	0.68	0.51	0.54	0.67	0.51	0.58
SEED-LLaMA	0.61	0.57	0.63	0.54	0.6	0.56	0.58
kosmos-2	0.53	0.68	0.54	0.53	0.47	0.41	0.55
BLIP-2	0.32	0.32	0.32	0.31	0.29	0.21	0.31

Table 9: Pairwise Spearman correlations between our results of different settings and SEEDBench. “Vote” and “Score” represent pairwise voting and pairwise scoring. “4V” and “LLaVA” are the anchors used for comparison.

	Vote-4V	Vote-LLaVA	Score-4V	Score-LLaVA	SEEDBench
Vote-4V	1	0.74	0.85	0.82	0.23
Vote-LLaVA	0.74	1	0.81	0.79	0.05
Score-4V	0.85	0.81	1	0.98	0.6
Score-LLaVA	0.82	0.79	0.98	1	0.2
SEEDBench	0.23	0.05	0.6	0.2	1

GPT-4V at the answer-pair level. We conduct an analysis to assess the presence of positional bias in GPT-4V at the level of answer-pair. The criteria used to determine the existence of positional bias at this level are outlined in Table 10. It is important to note that the sequence in which votes 1 and 2 are cast is irrelevant to the determination of bias.

Table 10 presents our findings. It suggests that GPT-4V has a propensity to favor the first answer in the sequence during the evaluation process at the answer-pair level. Ideally, an unbiased evaluator would consistently choose the same answer, irrespective of the order in which the responses are presented, indicating a lack of positional bias across all answer pairs. However, our results show that GPT-4V exhibits no bias in 65.9% of the cases. Yet, in 27.3% of the instances, it leans towards the first answer, and in 6.8% of the cases, it favors the second answer. Based on this observation, it is advised to conduct multiple evaluations by swapping the order of the answers to mitigate the positional bias.

### 3.4.2 Length Bias

We analyze the length bias of GPT-4-V at the vote level<sup>5</sup>. We mark the votes for short answers as 0, Tie as 0.5, and the votes for long answers as 1, and then calculate the weighted average of all votes. Ideally, GPT4-V should not show a preference for length, so the calculated average should be around 0.5 and does not change with the increase in length difference.

<sup>5</sup>Length is calculated using the tiktoken library.

Table 10: Positional bias at answer-pair level. Answer 1 stands for the first answer seen by GPT-4V, answer 2 stands for the second answer seen by GPT-4V

Vote 1	Vote 2	Count	Answer-pair level Positional Bias	Percentage
Answer 1	Answer 2	1610	No bias	65.1%
Tie	Tie	2494		
Answer 1	Answer 1	117	Answer 1	26.1%
Answer 1	Tie	1525		
Answer 2	Answer 2	67	Answer 2	8.8%
Answer 2	Tie	487		

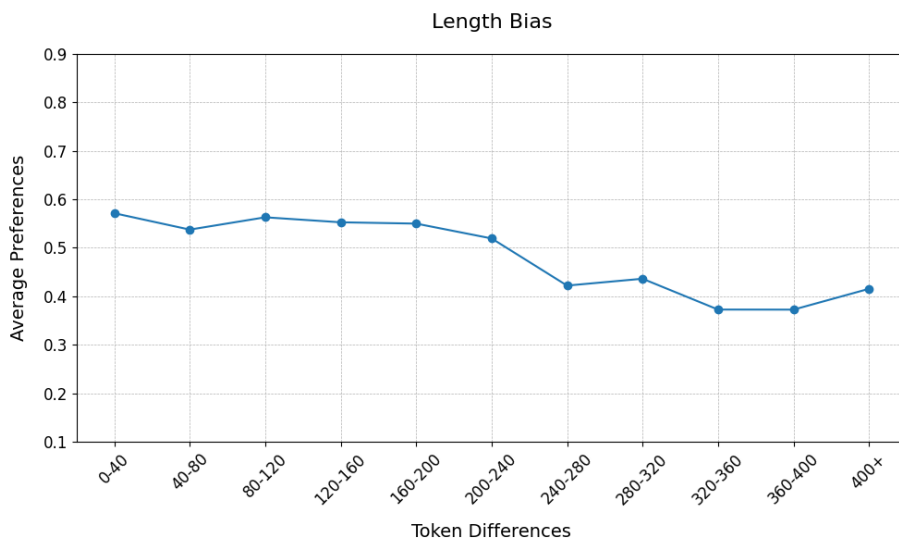


Figure 4: Length Bias

From Figure 4, we can see that the average preference of GPT4-V is slightly higher than 0.5 when the length difference is relatively small (smaller than 200), that is, it slightly prefers longer answers. As the length difference increases, the preference for length gradually decreases. One of the reasons for this situation is that the answers with a length greater than LLaVA-v1.5 mainly come from MiniGPT-v2 and SEED-LLaMA, and the capabilities of these two models are slightly inferior to LLaVA in the evaluation. That is, the length bias is coupled with the difference in model answer quality, and the difference in model answer quality may mask the potential length bias. The same situation also applies to cases with small length differences. Overall, the evaluation of GPT-4V did not show a significant length bias, and the slight length bias shown is likely to come from the difference in the quality of the answers themselves.

## 4 Related Work

**Large Language Models** Recently, the research on LLMs has emerged as a prominent research direction (Zhao et al., 2023) and different LLMs trained on massive text data are presented and/or released by both academia and industry, e.g., GPT-3 (Brown et al., 2020), BLOOM (Scao et al., 2022), PaLM (Chowdhery et al., 2022), Galactica (Taylor et al., 2022), LLaMA (Touvron et al., 2023) and Falcon (Almazrouei et al., 2023). According to the research problems, existing studies can be classified into the following categories: (i) Scaling laws (Kaplan et al., 2020; Hoffmann et al., 2022); (ii) Emergent ability (Brown et al., 2020; Wei et al., 2022a); (iii) Prompting (Wei et al., 2022b); (iv) Training (Rasley et al., 2020; Shoeybi et al., 2019); (v) Alignment tuning (Stiennon et al., 2020; Ouyang et al., 2022); (vi) Tools manipulation (Schick et al., 2023).

**Multi-modal Large Language Models** Existing studies in Multi-modal Large Language Models (MLLMs) aim to bridge vision encoders and large language models, where the former plays a role of visual perception and the latter is responsible for cognition. Flamingo and BLIP-2 (Li et al., 2023b) are two early studies to show the possibility of bridging vision encoders to large language models, where they demonstrate the impressive ability of zero-shot visual question answering. Follow-up studies like MiniGPT-4 and LLaVA (Liu et al., 2023d) mainly explore and improve instruction-following abilities of MLLMs. Most recently, a variety of MLLMs (e.g., Instruct-BLIP (Dai et al., 2023), mPLUG-Owl (Ye et al., 2023), KOSMOS-2 (Peng et al., 2023), Shikra (Chen et al., 2023a), Qwen-VL (Bai et al., 2023a), and CogVLM (Wang et al., 2023b)) is proposed to enhance MLLMs from different aspects (e.g., visual encoding, vision-language alignment, and visual grounding).

**Evaluation for Multi-modal Large Language Models** The powerful and comprehensive capabilities of multi-modal large language models make their assessment extremely challenging. Current benchmarks primarily fall into several categories: (1) Multiple-choice questions (evaluating the perception and cognition abilities of MLLMs): MME (Fu et al., 2023), SEED (Li et al., 2023d), and TouchStone (Bai et al., 2023b); (2) Chatbot Arena type (user-based evaluation of different capabilities): L2LM-eHub (Xu et al., 2023), VisIT-Bench (Bitton et al., 2023); (3) Hallucination assessment (focusing on a key issue currently faced by MLLMs - hallucinations): POPE (Li et al., 2023a) and HallusionBench (Liu et al., 2023b). The works most related to us are (i) MMBench (Liu et al., 2023a) and MM-Vet (Yu et al., 2023), using GPT-4 as the evaluator to quantitatively measure the performance of different MLLMs; (ii) a concurrent work (Zhang et al., 2023), using GPT-4V to evaluate the text-to-image generation task.

## 5 Limitation

While MLLM-Bench strives to assess vision-language models (MLLMs) comprehensively, it cannot encapsulate the full diversity of real-world multi-modal interactions, acknowledging the challenge of simulating the unpredictable variety of real-life tasks. The benchmark’s design, which seeks to mirror human user experience, may introduce subjectivity, potentially affecting the consistency and generalizability of results.

The qualitative nature of benchmarks, especially in creative or ethical scenarios, also complicates the evaluation process. Ethical considerations, despite being integrated into the framework, cannot capture the full spectrum of societal implications, with the fluidity of AI ethics demanding continuous updates to the benchmark.

Acknowledging these limitations is vital for the nuanced application and interpretation of MLLM-Bench results, and underscores the necessity for iterative refinement to enhance the tool’s relevance and evaluative accuracy.

## 6 Future Work

**Human evaluation.** We will also conduct human evaluation to validate how much GPT-4v evaluator is aligned with human experts.

**Meta evaluators on the GPT-4V evaluator** We will design some Meta evaluation criterion for the GPT-4V evaluator. For example, we could define three hypothesis, namely, Paired Bootstrap Hypothesis, Transitive Hypothesis, and Human Alignment Hypothesis. **The Paired Bootstrap Hypothesis** suggests that effectiveness of an evaluator can be statistically evaluated by comparing different versions of the evaluator through a process known as ‘bootstrapping.’ This involves repeatedly resampling data to assess the stability of the evaluators’ performance. **The Transitive Hypothesis** suggests that if a high-performing model exceeds a moderately performing one in capabilities, and this moderate model, in turn, outperforms a less capable, lower-tier model, then it is expected that the high-performing model will also surpass the lower-tier model in performance. Lastly, the Human Alignment Hypothesis focuses on aligning GPT-4V judgment with human judgment, especially in human ethical standards and expectations, ensuring that the AI remains a beneficial and ethical tool for users. These hypotheses collectively contribute to a comprehensive framework for assessing and improving the effectiveness and reliability of evolving AI technologies.

## 7 Conclusion

In conclusion, this paper represents a groundbreaking stride in the evolution of multi-modal large language models (MLLMs), addressing critical gaps in the current evaluation frameworks and methodologies. By introducing the first systematic evaluation for open vision-language tasks, we establish a new benchmark for assessing the capabilities of MLLMs in a broader, more realistic context. Our comprehensive taxonomy, with a specific focus on ethical considerations, paves the way for a more responsible and conscientious approach to AI development. The MLLM-Bench, our novel benchmark dataset, is a testament to our commitment to advancing the field towards more nuanced and user-centric AI systems. These contributions not only enhance our understanding of MLLMs but also guide future research and development, ensuring that these advanced systems are evaluated on parameters that truly reflect their complexity and real-world applicability. As we continue to explore the vast potential of AI, our work underscores the importance of ethical, comprehensive, and context-aware evaluation in realizing the full promise of MLLMs.

## Acknowledgement

Contribution of this paper is shown as below:

Component	Contributors
Data collection and checking	<b>Wentao Ge</b> , Shuo Yan, Wenya Xie, Chenghao Zhu, Ziyue Lin, and others
Baseline and benchmark	<b>Guiming Chen</b> and Junying Chen
GPT-4V evaluation	<b>Shunian Chen</b>
UI and website	<b>Zhiyi Zhang</b> and Jianquan Li
Overall design	<b>Zhihong Chen</b> and Benyou Wang

Table 11: Contribution of each author

## References

- Ebtesam Almazrouei, Hamza Alobeidli, Abdulaziz Alshamsi, Alessandro Cappelli, Ruxandra Cojocaru, Merouane Debbah, Etienne Goffinet, Daniel Heslow, Julien Launay, Quentin Malartic, Badreddine Noune, Baptiste Pannier, and Guilherme Penedo. 2023. Falcon-40B: an open large language model with state-of-the-art performance. (2023).
- Jinze Bai, Shuai Bai, Shusheng Yang, Shijie Wang, Sinan Tan, Peng Wang, Junyang Lin, Chang Zhou, and Jingren Zhou. 2023a. Qwen-VL: A Versatile Vision-Language Model for Understanding, Localization, Text Reading, and Beyond. *arXiv:2308.12966 [cs.CV]*
- Shuai Bai, Shusheng Yang, Jinze Bai, Peng Wang, Xingxuan Zhang, Junyang Lin, Xinggang Wang, Chang Zhou, and Jingren Zhou. 2023b. Touchstone: Evaluating vision-language models by language models. *arXiv preprint arXiv:2308.16890* (2023).
- Rohan Bavishi, Erich Elsen, Curtis Hawthorne, Maxwell Nye, Augustus Odena, Arushi Somani, and Sağnak Taşlılar. 2023. Introducing our Multimodal Models. <https://www.adept.ai/blog/fuyu-8b>
- Yonatan Bitton, Hritik Bansal, Jack Hessel, Rulin Shao, Wanrong Zhu, Anas Awadalla, Josh Gardner, Rohan Taori, and Ludwig Schimdt. 2023. Visit-bench: A benchmark for vision-language instruction following inspired by real-world use. *arXiv preprint arXiv:2308.06595* (2023).
- Tom Brown, Benjamin Mann, Nick Ryder, Melanie Subbiah, Jared D Kaplan, Prafulla Dhariwal, Arvind Neelakantan, Pranav Shyam, Girish Sastry, Amanda Askell, et al. 2020. Language models are few-shot learners. *Advances in neural information processing systems* 33 (2020), 1877–1901.
- Jun Chen, Deyao Zhu, Xiaoqian Shen, Xiang Li, Zechun Liu, Pengchuan Zhang, Raghuraman Krishnamoorthi, Vikas Chandra, Yunyang Xiong, and Mohamed Elhoseiny. 2023b. MiniGPT-v2: large language model as a unified interface for vision-language multi-task learning. *arXiv:2310.09478 [cs.CV]*
- Keqin Chen, Zhao Zhang, Weili Zeng, Richong Zhang, Feng Zhu, and Rui Zhao. 2023a. Shikra: Unleashing Multimodal LLM’s Referential Dialogue Magic. *arXiv preprint arXiv:2306.15195* (2023).
- Aakanksha Chowdhery, Sharan Narang, Jacob Devlin, Maarten Bosma, Gaurav Mishra, Adam Roberts, Paul Barham, Hyung Won Chung, Charles Sutton, Sebastian Gehrmann, et al. 2022. Palm: Scaling language modeling with pathways. *arXiv preprint arXiv:2204.02311* (2022).



- Wenliang Dai, Junnan Li, Dongxu Li, Anthony Meng Huat Tiong, Junqi Zhao, Weisheng Wang, Boyang Li, Pascale Fung, and Steven Hoi. 2023. InstructBLIP: Towards General-purpose Vision-Language Models with Instruction Tuning. *arXiv:2305.06500* [cs.CV]
- Chaoyou Fu, Peixian Chen, Yunhang Shen, Yulei Qin, Mengdan Zhang, Xu Lin, Zhenyu Qiu, Wei Lin, Jinrui Yang, Xiawu Zheng, et al. 2023. MME: A Comprehensive Evaluation Benchmark for Multimodal Large Language Models. *arXiv preprint arXiv:2306.13394* (2023).
- Yuying Ge, Sijie Zhao, Ziyun Zeng, Yixiao Ge, Chen Li, Xintao Wang, and Ying Shan. 2023. Making LLaMA SEE and Draw with SEED Tokenizer. *arXiv:2310.01218* [cs.CV]
- Jordan Hoffmann, Sebastian Borgeaud, Arthur Mensch, Elena Buchatskaya, Trevor Cai, Eliza Rutherford, Diego de Las Casas, Lisa Anne Hendricks, Johannes Welbl, Aidan Clark, et al. 2022. Training compute-optimal large language models. *arXiv preprint arXiv:2203.15556* (2022).
- Jared Kaplan, Sam McCandlish, Tom Henighan, Tom B Brown, Benjamin Chess, Rewon Child, Scott Gray, Alec Radford, Jeffrey Wu, and Dario Amodei. 2020. Scaling laws for neural language models. *arXiv preprint arXiv:2001.08361* (2020).
- David R Krathwohl. 2002. A revision of Bloom’s taxonomy: An overview. *Theory into practice* 41, 4 (2002), 212–218.
- Hugo Laurençon, Lucile Saulnier, Léo Tronchon, Stas Bekman, Amanpreet Singh, Anton Lozhkov, Thomas Wang, Siddharth Karamcheti, Alexander M. Rush, Douwe Kiela, Matthieu Cord, and Victor Sanh. 2023. OBELICS: An Open Web-Scale Filtered Dataset of Interleaved Image-Text Documents. *arXiv:2306.16527* [cs.IR]
- Bohao Li, Rui Wang, Guangzhi Wang, Yuying Ge, Yixiao Ge, and Ying Shan. 2023c. SEED-Bench: Benchmarking Multimodal LLMs with Generative Comprehension. *arXiv:2307.16125* [cs.CL]
- Bohao Li, Rui Wang, Guangzhi Wang, Yuying Ge, Yixiao Ge, and Ying Shan. 2023d. Seed-bench: Benchmarking multimodal llms with generative comprehension. *arXiv preprint arXiv:2307.16125* (2023).
- Junnan Li, Dongxu Li, Silvio Savarese, and Steven Hoi. 2023b. BLIP-2: Bootstrapping Language-Image Pre-training with Frozen Image Encoders and Large Language Models. *arXiv:2301.12597* [cs.CV]
- Yifan Li, Yifan Du, Kun Zhou, Jinpeng Wang, Wayne Xin Zhao, and Ji-Rong Wen. 2023a. Evaluating object hallucination in large vision-language models. *arXiv preprint arXiv:2305.10355* (2023).
- Fuxiao Liu, Tianrui Guan, Zongxia Li, Lichang Chen, Yaser Yacoob, Dinesh Manocha, and Tianyi Zhou. 2023b. Hallusionbench: You see what you think? or you think what you see? an image-context reasoning benchmark challenging for gpt-4v (ision), llava-1.5, and other multi-modality models. *arXiv preprint arXiv:2310.14566* (2023).
- Haotian Liu, Chunyuan Li, Yuheng Li, and Yong Jae Lee. 2023c. Improved Baselines with Visual Instruction Tuning. *arXiv:2310.03744* [cs.CV]
- Haotian Liu, Chunyuan Li, Qingyang Wu, and Yong Jae Lee. 2023d. Visual Instruction Tuning.
- Yuan Liu, Haodong Duan, Yuanhan Zhang, Bo Li, Songyang Zhang, Wangbo Zhao, Yike Yuan, Jiaqi Wang, Conghui He, Ziwei Liu, et al. 2023a. MMBench: Is Your Multi-modal Model an All-around Player? *arXiv preprint arXiv:2307.06281* (2023).

- Long Ouyang, Jeffrey Wu, Xu Jiang, Diogo Almeida, Carroll Wainwright, Pamela Mishkin, Chong Zhang, Sandhini Agarwal, Katarina Slama, Alex Ray, et al. 2022. Training language models to follow instructions with human feedback. *Advances in Neural Information Processing Systems* 35 (2022), 27730–27744.
- Zhiliang Peng, Wenhui Wang, Li Dong, Yaru Hao, Shaohan Huang, Shuming Ma, and Furu Wei. 2023. Kosmos-2: Grounding Multimodal Large Language Models to the World. arXiv:2306.14824 [cs.CL]
- Jeff Rasley, Samyam Rajbhandari, Olatunji Ruwase, and Yuxiong He. 2020. Deepspeed: System optimizations enable training deep learning models with over 100 billion parameters. In *Proceedings of the 26th ACM SIGKDD International Conference on Knowledge Discovery & Data Mining*. 3505–3506.
- Teven Le Scao, Angela Fan, Christopher Akiki, Ellie Pavlick, Suzana Ilić, Daniel Hesslow, Roman Castagné, Alexandra Sasha Luccioni, François Yvon, Matthias Gallé, et al. 2022. Bloom: A 176b-parameter open-access multilingual language model. *arXiv preprint arXiv:2211.05100* (2022).
- Timo Schick, Jane Dwivedi-Yu, Roberto Dessì, Roberta Raileanu, Maria Lomeli, Luke Zettlemoyer, Nicola Cancedda, and Thomas Scialom. 2023. Toolformer: Language models can teach themselves to use tools. *arXiv preprint arXiv:2302.04761* (2023).
- Mohammad Shoeybi, Mostofa Patwary, Raul Puri, Patrick LeGresley, Jared Casper, and Bryan Catanzaro. 2019. Megatron-lm: Training multi-billion parameter language models using model parallelism. *arXiv preprint arXiv:1909.08053* (2019).
- Nisan Stiennon, Long Ouyang, Jeffrey Wu, Daniel Ziegler, Ryan Lowe, Chelsea Voss, Alec Radford, Dario Amodei, and Paul F Christiano. 2020. Learning to summarize with human feedback. *Advances in Neural Information Processing Systems* 33 (2020), 3008–3021.
- Ross Taylor, Marcin Kardas, Guillem Cucurull, Thomas Scialom, Anthony Hartshorn, Elvis Saravia, Andrew Poulton, Viktor Kerkez, and Robert Stojnic. 2022. Galactica: A large language model for science. *arXiv preprint arXiv:2211.09085* (2022).
- Hugo Touvron, Thibaut Lavril, Gautier Izacard, Xavier Martinet, Marie-Anne Lachaux, Timothée Lacroix, Baptiste Rozière, Naman Goyal, Eric Hambro, Faisal Azhar, et al. 2023. Llama: Open and efficient foundation language models. *arXiv preprint arXiv:2302.13971* (2023).
- Junke Wang, Lingchen Meng, Zejia Weng, Bo He, Zuxuan Wu, and Yu-Gang Jiang. 2023c. To See is to Believe: Prompting GPT-4V for Better Visual Instruction Tuning. arXiv:2311.07574 [cs.CV]
- Peiyi Wang, Lei Li, Liang Chen, Zefan Cai, Dawei Zhu, Binghuai Lin, Yunbo Cao, Qi Liu, Tianyu Liu, and Zhifang Sui. 2023a. Large Language Models are not Fair Evaluators. arXiv:2305.17926 [cs.CL]
- Weihan Wang, Qingsong Lv, Wenmeng Yu, Wenyi Hong, Ji Qi, Yan Wang, Junhui Ji, Zhuoyi Yang, Lei Zhao, Xixuan Song, Jiazheng Xu, Bin Xu, Juanzi Li, Yuxiao Dong, Ming Ding, and Jie Tang. 2023b. CogVLM: Visual Expert for Pretrained Language Models. arXiv:2311.03079 [cs.CV]
- Jason Wei, Yi Tay, Rishi Bommasani, Colin Raffel, Barret Zoph, Sebastian Borgeaud, Dani Yogatama, Maarten Bosma, Denny Zhou, Donald Metzler, et al. 2022a. Emergent abilities of large language models. *arXiv preprint arXiv:2206.07682* (2022).

- Jason Wei, Xuezhi Wang, Dale Schuurmans, Maarten Bosma, Ed Chi, Quoc Le, and Denny Zhou. 2022b. Chain of thought prompting elicits reasoning in large language models. *arXiv preprint arXiv:2201.11903* (2022).
- Peng Xu, Wenqi Shao, Kaipeng Zhang, Peng Gao, Shuo Liu, Meng Lei, Fanqing Meng, Siyuan Huang, Yu Qiao, and Ping Luo. 2023. Lvlm-ehub: A comprehensive evaluation benchmark for large vision-language models. *arXiv preprint arXiv:2306.09265* (2023).
- Qinghao Ye, Haiyang Xu, Jiabo Ye, Ming Yan, Anwen Hu, Haowei Liu, Qi Qian, Ji Zhang, Fei Huang, and Jingren Zhou. 2023. mPLUG-Owl2: Revolutionizing Multi-modal Large Language Model with Modality Collaboration. *arXiv:2311.04257 [cs.CL]*
- Weihao Yu, Zhengyuan Yang, Linjie Li, Jianfeng Wang, Kevin Lin, Zicheng Liu, Xinchao Wang, and Lijuan Wang. 2023. Mm-vet: Evaluating large multimodal models for integrated capabilities. *arXiv preprint arXiv:2308.02490* (2023).
- Xinlu Zhang, Yujie Lu, Weizhi Wang, An Yan, Jun Yan, Lianke Qin, Heng Wang, Xifeng Yan, William Yang Wang, and Linda Ruth Petzold. 2023. GPT-4V (ision) as a Generalist Evaluator for Vision-Language Tasks. *arXiv preprint arXiv:2311.01361* (2023).
- Wayne Xin Zhao, Kun Zhou, Junyi Li, Tianyi Tang, Xiaolei Wang, Yupeng Hou, Yingqian Min, Beichen Zhang, Junjie Zhang, Zican Dong, et al. 2023. A survey of large language models. *arXiv preprint arXiv:2303.18223* (2023).
- Lianmin Zheng, Wei-Lin Chiang, Ying Sheng, Siyuan Zhuang, Zhanghao Wu, Yonghao Zhuang, Zi Lin, Zhuohan Li, Dacheng Li, Eric. P Xing, Hao Zhang, Joseph E. Gonzalez, and Ion Stoica. 2023. Judging LLM-as-a-judge with MT-Bench and Chatbot Arena. *arXiv:2306.05685 [cs.CL]*