

# MLLM-BENCH: EVALUATING MULTIMODAL LLMs WITH PER-SAMPLE CRITERIA

Wentao Ge\*, Shunian Chen\*, Guiming Hardy Chen\*, Zhihong Chen†, Junying Chen, Shuo Yan, Chenghao Zhu, Ziyue Lin, Wenya Xie, Xinyi Zhang, Yichen Chai, Xiaoyu Liu, Dingjie Song, Xidong Wang, Anningzhe Gao, Zhiyi Zhang, Jianquan Li, Xiang Wan, Benyou Wang†

Shenzhen Research Institute of Big Data  
The Chinese University of Hong Kong, Shenzhen  
zhihongchen@link.cuhk.edu.cn, wangbenyou@cuhk.edu.cn

## ABSTRACT

Multimodal large language models (MLLMs) (e.g., GPT-4V, LLaVA, and Claude-3) have broadened the scope of AI applications. Yet, evaluating their performance presents a significant challenge owing to the inherently subjective nature of tasks that do not yield clear-cut solutions especially for those open-ended queries. Existing automatic evaluation methodologies are mainly limited in evaluating objective queries without considering real-world user experiences, inadequately addressing the nuances of creative and associative multimodal tasks. In our paper, we propose a new evaluation paradigm for MLLMs, which is evaluating MLLMs with *per-sample criteria* using potent MLLM as the judge. To validate the feasibility and effectiveness of this paradigm, we design a benchmark, dubbed *MLLM-Bench*, with the evaluation samples across six critical levels following the revised Bloom’s Taxonomy with the ethical consideration. We benchmark 21 popular MLLMs in a pairwise-comparison fashion, showing diverse performance across models. Moreover, the validity of our benchmark manifests itself in reaching 88.02% agreement with human evaluation. We contend that the proposed paradigm explores the potential of MLLMs as effective evaluation tools with the help of per-sample criteria, and that MLLM-Bench will serve as a catalyst for encouraging the development of user-centric MLLMs tailored to real-world applications. Our benchmark data, online leaderboard and submission entry are at <https://mllm-bench.llmzoo.com/>.


## 1 INTRODUCTION

The field of artificial intelligence has witnessed a paradigm shift with the incorporation of multimodal inputs, particularly the amalgamation of visual and linguistic data, mirroring the complex processing capabilities of the human brain. The development of multimodal large language models (MLLMs) (e.g., MiniGPT-4 (Zhu et al., 2023), LLaVA (Liu et al., 2023b;c), Qwen-VL (Bai et al., 2023a), and GPT-4V (OpenAI, 2023)) represents a leap towards more sophisticated, context-aware AI systems. These models are increasingly crucial for tasks that demand an understanding of both visual cues and textual content. However, the expansion of capabilities brings forth the challenge of evaluation – how does one accurately measure the effectiveness of a system designed to mimic the inherently subjective and associative processes of human perception?

**The predominant evaluation frameworks for MLLMs focus on close-ended queries with clear-cut, correct answers.** Such tasks are valuable in quantitating the model performance but do not consider user experience and encapsulate the full spectrum of human-like cognitive tasks that modern MLLMs aim to perform. The realms of creativity, association, and ethical judgment within multimodal contexts, for instance, resist reduction to simple right or wrong answers. **However, human evaluation is very costly and inefficient, while automatically evaluating the MLLMs’ performance on open-ended queries is challenging.** This limitation in evaluation methodologies

\*The first three authors contribute to this work equally.

†Zhihong and Benyou are the corresponding authors.



**Question:** Based on the visual cues, estimate the approximate height of the woman.

**Answer 1 (LLaVA-v1.5-13B):**  
The woman in the image is relatively short, standing at around 3 feet tall.

**Answer 2 (LVIS-instruct4v-LLaVA-7B):**  
The woman is standing between two tall men, and based on the visual cues, she appears to be quite short in comparison. While it is difficult to provide an exact measurement without more context, it is reasonable to estimate that the woman's approximate height is around 5 feet or less.

**Per-sample Criteria**

1. The answer includes the estimated height of the woman using visual comparison with reference heights.
2. Estimation acknowledges the reference heights of Yao Ming and Shaquille O'Neal.
3. The height range of the woman should be 165cm to 175cm.

**GPT-4V Judgment<sup>1</sup>**

Upon reviewing the provided responses in relation to the visual cues from the image and the given evaluation criteria: **Answer 1** suggests that the woman is "around 3 feet tall." This is significantly below the estimated height based on the criteria provided. Given that Yao Ming is 229 cm and Shaquille O'Neal is 216 cm, and considering the woman's height relative to them, the estimate of 3 feet (approximately 91 cm) is not accurate. **Answer 2** estimates the woman's height to be "around 5 feet or less". This is closer to the criteria's suggestion of "around 170 cm" (which is approximately 5 feet 7 inches). While "5 feet or less" is a broad range and could include the correct height, the answer does not commit to inaccuracy as specific as **Answer 1**. Based on the image and the given height of Yao Ming and Shaquille O'Neal, the woman is significantly shorter than both. However, she is not as short as 3 feet, as suggested by **Answer 1**. **Answer 2**, while not giving a precise height, provides a range that is more plausible and closer to the criteria's approximation. Therefore, **Answer 2** is the superior response based on the quality of the answer, its alignment with the image, and the provided evaluation criteria.

Table 1: Pair-wise evaluation using per-sample criteria for MLLMs. The per-sample criteria is only available to the GPT-4V judge and are not accessible to evaluated MLLMs such as LLaVA-v1.5-13B and LVIS-instruct4v-LLaVA-7B.

leads to an incomplete understanding of a model’s capabilities and fails to provide insight into how such models might interact with users in real-world scenarios, where answers are often nuanced and context-dependent.

To bridge this gap, we propose to use potent MLLM as the judge with per-sample criteria to evaluate MLLMs. Specifically, we adopt GPT-4V (OpenAI, 2023) as the judge for the main experiments, while we also shows the result using Cluade-3-Opus (Anthropic, 2024) as the judge. To validate this paradigm, we develop a comprehensive benchmarking suite, named *MLLM-Bench*, including 42 distinct aspects of MLLM functionality, distributed among six critical levels of capability: *perception, understanding, applying, analyzing, evaluating, and creation*, paralleling the framework established by the revised Bloom’s Taxonomy (Krathwohl, 2002). For each of the 42 aspects, we delve into ten detailed sub-scenarios designed to probe the models’ abilities in nuanced and complex contexts. By aligning our benchmarking closer to real-world applications and user experiences, we aim to not only provide a more comprehensive assessment of existing MLLMs but also to drive the open-source community towards the development of more user-friendly and contextually adept multimodal large language models. Notably, *rather than providing a standard answer to a posed question, we offer one to three specific evaluation criteria for each question*. These criteria are then applied in conjunction with the posed question and the model’s response to assess performance more accurately and contextually (see an example in Table 1).

The contributions of this paper are three-fold: 1) **A new paradigm to evaluate MLLMs** utilizing powerful MLLMs along with per-sample criteria, which shifts from traditional, fixed-answer evaluations for MLLMs to a flexible, criteria-based approach, particularly suited for open-ended tasks. It recognizes and acknowledges a spectrum of valid responses and evaluates the answer quality based on how well they align with these criteria, assessing models beyond the single “correct” answer limitation. 2) **A benchmark dataset with a comprehensive taxonomy** that categorizes tasks and scenarios for MLLMs, with a strong emphasis on ethical considerations. 3) **A systematic benchmarking of existing MLLMs** to establish a new standard that might be better aligned to the user experience of real-world applications, as users usually raise questions that do not have standard answers.

## 2 BACKGROUND: EVALUATIONS FOR MLLMS

The powerful and comprehensive capabilities of MLLMs make their assessment extremely challenging. Current benchmarks primarily fall into several categories: (1) Multiple-choice questions (evaluating the perception and cognition abilities of MLLMs): MME (Fu et al., 2023), SEED (Li et al., 2023a), and TouchStone (Bai et al., 2023b); (2) Arena-like evaluation (user-based evaluation of different capabilities): LVLM-eHub (Xu et al., 2023), VisIT-Bench (Bitton et al., 2023); (3) Hallucination assessment (focusing on a key issue currently faced by MLLMs - hallucinations): POPE (Li et al., 2023e) and HallusionBench (Liu et al., 2023a). The works most related to us are (i) MMBench (Liu et al., 2023d) and MM-Vet (Yu et al., 2023), using GPT-4 as the evaluator to quantitatively measure the performance of different MLLMs; (ii) a concurrent work (Zhang et al., 2023), using GPT-4V to evaluate the text-to-image generation task.

**Open VS Closed-ended Benchmarks** The community has faced challenges in evaluating LLMs and MLLMs, emphasizing the importance of performance assessment through various benchmarks. These benchmarks are categorized into open-ended and close-ended types, reflecting different evaluation approaches. Although close-ended benchmarks such as MMLU (Hendrycks et al., 2020), C-Eval (Huang et al., 2023) for LLMs and MME (Fu et al., 2023) and SEED (Li et al., 2023a) for MLLMs are convenient to evaluate on, they often suffer from data contamination issue. The results of close-ended benchmarks are especially for proprietary LLMs whose training data are all *in-house*. On the other hand, open-ended benchmarks (e.g., MT-Bench (Zheng et al., 2023) and Alpaca-Eval (Li et al., 2023d)) test models via free-form generation, which is more consistent with real-world use cases and relies heavily on LLMs’ generation ability. The issue of data contamination in open-ended benchmarks is less severe since there are no standard answers, and such contamination offers minimal assistance in benchmark hacking.

**Potent MLLMs for Evaluation** MMBench (Liu et al., 2023d), TouchStone (Bai et al., 2023b), and MM-Vet (Yu et al., 2023) employ LLM-based evaluation frameworks, leveraging the capabilities of advanced LLMs (e.g., GPT-4) for assessing MLLMs. This approach encounters significant limitations due to the inherent inability of pure Language Models to perceive visual contexts directly. The idea of adopting GPT-4V, a potent MLLM, directly as a judge in this paper, marks a significant advancement in the field.

## 3 MOTIVATION OF GPT-4V EVALUATION WITH PER-SAMPLE CRITERIA

### 3.1 MOTIVATIONS

**Why GPT-4V evaluation needs additional criteria?** While GPT-4V is a potential evaluator, its assessment outcomes may not always align perfectly with factual accuracy or human standards. This discrepancy highlights the necessity for a more nuanced approach to evaluation: per-sample criteria. Per-sample criteria are designed to provide specific benchmarks and guidelines for each assessment task, aiding GPT-4V for MLLM evaluation. This approach is particularly valuable for tasks where GPT-4V’s capabilities might fall short, ensuring that evaluations remain robust even in areas of potential weakness. Unlike a single reference answer, per-sample criteria afford a broader and more flexible basis for assessment, making them ideally suited for evaluating open-ended questions. An example where GPT-4V falls short is shown in Appendix E.1.

**Why criteria should be sample-specific?** Different samples present unique challenges and requirements, making a one-size-fits-all approach to evaluation inadequate. Table 2 exemplifies the critical per-sample criteria essential for the nuanced evaluation of multi-modal large language models (MLLMs). *Soft Reference* necessitates the identification and translation of contextually relevant texts, demanding linguistic adeptness and current knowledge, surpassing the capabilities of conventional evaluation techniques. *Exact Reference* requires utmost precision, such as accurately determining an item’s location, which broad assessments often overlook. *Range* allows for variability within defined limits, like a person’s height, introducing flexibility absent in fixed benchmarks. Finally, *Evaluation Guideline* calls for interpretative analysis to evaluate complex situational effects on responses, a level of scrutiny beyond mere factual accuracy. These criteria underscore the need for evaluations that

adapt to the task’s context and intricacies, showcasing the limitations of previous methodologies in comprehensively assessing MLLM capabilities.

Criteria Type	Sample Criteria
Soft Reference	Identify and translate text related to the novel coronavirus pneumonia in Wuhan.
Exact Reference	Answer specifies cactus location as row 2, column 6.
Range	The height range of the woman should be 165cm to 175cm.
Evaluation Guideline	Assess if the answer considers the environment’s condition, like submerged paths.

Table 2: Typical per-sample criteria.

### 3.2 BENEFITS OF PER-SAMPLE CRITERIA

**Generalization of Referenced-based Evaluation** For questions with *objective* answers, the criteria offer specific reference answers, as demonstrated in the first, third, and fifth samples in Table 5. In cases where the instructions require a *subjective* description or yield ambiguous answers, the criteria supply essential information for formulating responses, exemplified by the second, fourth, and final samples in the same table. This approach enables the evaluation model (GPT-4V) to assess the quality of outputs using a well-defined standard.

**Mitigation of Data Contamination** One of the advantages of our per-sample criteria is its potential to alleviate data contamination problems. While we will continuously update our dataset, there is no guarantee that the samples have not been seen or used. To this end, we choose to withhold the per-sample criteria when publishing our dataset. Namely, the released version will only include the images and instructions. We believe that this approach significantly reduces the risk of contamination since even if models have been exposed to the images, they do not necessarily acquire the correct or desired information.

## 4 MLLM-BENCH DATASET

### 4.1 TAXONOMY OF CAPABILITIES

Due to the absence of a standardized framework for categorizing the capabilities of multimodal large language models, and acknowledging that vision-language models emulate human cognitive processes to a certain extent, we have chosen to adopt the revised Bloom’s Taxonomy (Krathwohl, 2002) as the framework for this benchmark. In reference to Bloom’s Taxonomy, we manually conclude 42 capabilities of MLLMs across a hierarchy spanning six cognitive levels and create 10 questions for each capability. The six capability levels are shown below in Table 3. For each of the capabilities, we create 10 questions, resulting in a total of 420 image-instruction pairs, see details in Appendix A.

### 4.2 DATA ANNOTATORS

We have recruited six volunteers, all of whom are undergraduates, graduate students, or research assistants at a university with an all-English curriculum. Each volunteer is paid according to the local salary (i.e., equivalent to roughly 10 dollars per hour) and tasked with gathering data pertinent to a distinct capability level, thereby guaranteeing consistency within each specific category. The data collection phase spanned a duration of two weeks; they can complete it whenever convenient. Before data collection and annotation, they are instructed to follow a guideline. See details in Appendix B.1.

### 4.3 GUIDELINES FOR ANNOTATORS

**Data Protocol** As illustrated in Table 3, each entry in the MLLM-Bench dataset comprises three key components: 1) a contemporary **image** with a friendly license, 2) a **question** posed as it would naturally arise in real-world situations and 3) 1-3 customized **per-sample criteria** that offer guidelines specifically designed to complement the capabilities of GPT-4V, thus enabling a more logical and scientifically sound evaluation.

Level	#Samples	Description
Perception	70	MLLMs retrieve information from multimodal inputs, using skills like object recognition and OCR.
Understanding	110	MLLMs process perceived information to construct meaning, comprehending and interpreting data contextually.
Applying	60	MLLMs apply knowledge to similar situations, such as using text-based knowledge to interpret images as in medical imaging.
Analyzing	120	MLLMs break down information to explore relationships, performing tasks like attribute comparison or causal reasoning.
Evaluation	40	MLLMs make judgments based on criteria and standards, like assessing image quality or discerning content authenticity.
Creation	20	MLLMs synthesize information to generate new content, from visual storytelling to coding with vision.

Table 3: Taxonomy of MLLM-Bench that categorize capabilities at each cognitive level, see detailed taxonomy in Appendix A.

Characteristics	Description
Data Currency	To mitigate the risk of data leakage, it is crucial to utilize the most current images available. Annotators should <b>prioritize images sourced from social networks like Twitter or directly captured in daily life</b> , ideally within three months prior to our data collection phase. This approach helps prevent the collected data from being previously used in the training of evaluated models. Maintaining and updating the dataset in real time is recommended to address potential data leakage concerns effectively.
License-friendliness	When selecting data sources, prioritize those that are <b>publicly licensed and offer favorable sharing agreements</b> . Social networks like Twitter or content personally photographed by annotators are preferred due to their clear copyright status. This ensures that our data collection respects intellectual property rights and adheres to legal requirements.
Image Clarity	The collected images must be of sufficient quality to be identifiable by humans. However, incorporating a selection of lower-resolution images ( <b>the short-edge resolution is at least 512</b> ) is also advised to accurately represent the diversity of data quality encountered in real-world scenarios. This approach ensures that our dataset reflects practical conditions and challenges.
Impartiality	To maintain the dataset’s neutrality, <b>avoid including content related to sensitive topics</b> such as geopolitical issues. This commitment to impartiality ensures that our dataset can be used widely without bias, supporting a broad range of applications and studies.
Instruction-Image Cohesion	To ensure images and instructions are related, the instructions should not only be precise, but also be tailored to reflect the context depicted in the image as well as to test the specific model capability. For this to be effective, the language used in the instructions should be precise and unambiguous, facilitating a clear understanding of the image content and task requirements.
Diverse Responses Formats	Encouraging a variety of response formats enriches the dataset and better simulates real-world interactions. Instead of limiting responses to simple binary choices, data collectors are encouraged to seek out descriptive narratives and diverse forms of feedback. This strategy distinguishes our dataset from existing benchmarks and enhances its applicability to complex analytical tasks.

Table 4: The guideline for data collectors that states key considerations for data annotation.

**Guideline for the Data Annotation** The guideline for data annotation in Table 4 emphasizes the importance of using recent images to avoid data leakage<sup>2</sup>, sourcing data from publicly licensed platforms or direct captures with clear copyright status, ensuring image clarity while accommodating real-world quality variance, maintaining impartiality by excluding sensitive content, and promoting diversity in response formats to reflect complex real-world interactions. For more details see Appendix B.2.

#### 4.4 DATA QUALITY CONTROL

We employ a two-step protocol to validate the data: cross-review and expert verification.

<sup>2</sup>To mitigate the possible data leakage issue that collected data could be used as a part of training for evaluated models, one way is to continuously maintain and expand the existing dataset in real-time.







Capability Level	Capability	Image	Sample Questions	Criteria
Perception	Food Recognition		What type of mushroom is it in the image? Is it edible?	1. Identify mushroom as galerina marginata. 2. State the mushroom is not edible. 3. Ensure the answer is based on visual characteristics of the mushroom in the image.
Understanding	Attribute Recognition		Please describe the feature of the animal as detail as possible to help other people to recognize it.	1. Mention toucans' large, colorful bills as a distinctive feature. 2. Describe additional attributes: body color, size, and any unique markings. 3. Include the setting or behavior if it aids in recognition.
Applying	Object Localization		The image is of dimension 700*1050, assume the bottom left corner to be the origin of coordinates (0,0), the coordinates of the top left corner to be (0,1050) and the coordinates of the bottom right corner to be (700,0). Please give the approximate coordinates of the spoon tail.	1. Answer should include coordinates close to the reference: (200,315), the closer the better.
Analyzing	Function Reasoning		The image depicts a bike that has been a part of my collection for quite some time. If I were to consider riding it, could you please advise me on the components required to restore it to working condition?	1. Identify missing/damaged components: front tire, chain, pedal, handle bar, seat. 2. Explain the function of each identified component for bike restoration.
Evaluation	Fake Image Detection		Determine if this photo has been edited and provide a detailed explanation.	1. Confirm the photo is edited by identifying the added squirrel. 2. Evaluate the explanation of how the squirrel's integration indicates editing. 3. Assess the consistency of lighting and shadows related to the squirrel.
Creation	Coding Capability with Vision		The image depicts a game. You need to analyze the gameplay and use code to implement an identical game.	1. Identify game as sliding puzzle with numbered tiles; mention grid and tile combination mechanics. 2. Describe the gameplay objective to combine tiles for a higher-numbered tile. 3. Include code implementation reflecting game rules and sliding tile mechanism.

Table 5: Data Samples in MLLM-Bench.

**Cross-review** Upon completion of the data collection, the six volunteers are required to review one another’s work following the same criteria in Table 4. Any sample that does not meet the aforementioned criteria is discarded. Volunteers are required to replace the old samples with new ones such that the number of samples meets the quota of each category. We conducted three rounds of cross-review in total. Figure 1 demonstrates the number of data points revised in each round of cross-review. With each round of review, the number of revised samples gradually decreases to 0.

**Expert Verification** Following cross-verification, an experienced volunteer with expertise in data evaluation inspects each sample individually for quality assurance. Samples with low-quality are recollected following a logic similar to the cross-verification process.




Figure 1: Number of revised samples during the cross review process.

## 5 BENCHMARKING

### 5.1 EVALUATION PROTOCOLS

#### 5.1.1 EVALUATION METRIC

Our evaluations are conducted in a *pairwise voting* manner. As illustrated in Table 1, we adopt the superb GPT-4V<sup>3</sup> as the judge to vote for which answer is better given an image, a question and

<sup>3</sup>We use gpt-4-1106-vision-preview in December, 2023.

Models	Perception	Understanding	Applying	Analyzing	Evaluation	Creation	Win Rates
Claude-3	56/13/1	98/9/3	45/11/4	83/14/3	33/5/2	33/6/1	0.83
GPT-4V	56/10/4	101/6/3	29/12/19	73/22/5	33/2/5	2/0/38	0.70
LLaVA-v1.6-34B	46/17/7	78/22/10	36/15/9	61/28/11	33/3/4	24/10/6	0.66
LLaVA-v1.6-Vicuna-13B	40/21/9	65/33/12	35/19/6	51/26/23	33/5/2	27/9/4	0.60
LLaVA-v1.6-Vicuna-7B	31/25/14	56/37/17	26/23/11	40/31/29	22/10/8	19/10/11	0.46
ALLaVA-3B-Longer	22/21/27	57/30/23	23/17/20	44/30/26	16/10/14	17/12/11	0.43
Gemini-1.0-Pro	45/10/15	36/35/39	24/19/17	33/28/39	9/8/23	16/8/16	0.39
Qwen-VL-Chat	34/22/14	38/36/36	26/18/16	35/29/36	15/6/19	9/12/19	0.37
LVIS	22/28/20	32/39/39	11/27/22	33/36/31	14/9/17	9/16/15	0.29
mPLUG-Owl2	16/24/30	30/34/46	17/17/26	23/38/39	15/8/17	11/14/15	0.27
LLaVA-v1.5-7B	19/22/29	27/47/36	13/29/18	21/43/36	9/14/17	8/13/19	0.23
MiniGPT-v2	12/25/33	24/32/54	11/25/24	17/38/45	9/9/22	6/6/28	0.19
InstructBLIP	15/16/39	13/36/61	6/23/31	13/29/58	10/7/23	4/9/27	0.15
Cheetor	12/20/38	7/27/76	10/22/28	16/23/61	4/4/32	3/4/33	0.12
SEED-LLaMA	16/15/39	5/25/80	10/21/29	7/25/68	3/7/30	3/3/34	0.10
kosmos2	6/22/42	6/18/86	6/15/39	10/20/70	1/4/35	2/3/35	0.07
Yi-VL-6B	4/17/49	8/22/80	5/27/28	5/29/66	3/9/28	3/9/28	0.07
Fuyu-8B	7/19/44	7/27/76	6/14/40	4/22/74	3/7/30	0/6/34	0.06
LWM	2/18/50	5/15/90	4/21/35	2/18/80	3/2/35	2/6/32	0.04
OpenFlamingo	8/13/49	2/8/100	3/14/43	2/21/77	1/2/37	1/5/34	0.04
BLIP2	3/13/54	2/15/93	6/8/46	0/22/78	0/1/39	0/2/38	0.03

Table 6: Number of wins/ties/loses for each model over **LLaVA-v1.5-13B** (anchor) on each level. Models are sorted by overall win rates in descending order.

a pair of answers. Each pair of answers consists of a benchmarked answer from an MLLM to be judged, and an anchor answer from LLaVA-v1.5-13B, which is a moderately strong MLLM. We then compute the number of *win/tie/lose* of a benchmarked model over the anchor model.

### 5.1.2 EVALUATION SETTINGS

**Order Shuffling for Migrating Positional Bias** Previous works (Wang et al., 2023b; Wu & Aji, 2023; Chen et al., 2024a) investigate the positional bias in text-only evaluation. In this work, we also evidence that such bias also exists in multi-modal evaluation using GPT-4V (see Appendix F.2), albeit subtle. To mitigate positional bias, we shuffle the position of each paired sample for all settings.

**Philosophy of Evaluation Prompts** Figure 4 shows the evaluation prompt. The evaluation criteria are based on the responses’ quality, relevance to the image, as well as the given per-sample criteria. The evaluator is to choose which of the two answers is superior, except in two specific situations where a decision cannot be made: **1**) if the question is close-ended and both answers are equally correct or incorrect, or **2**) if both answers have significant factual inaccuracies or ethical concerns. In such cases, the evaluator can indicate their inability to decide, specifying the situation. In the last line, the judge should output a concise declaration of which answer is better or an indication that a decision cannot be made, citing the appropriate reason.

### 5.1.3 BENCHMARKED MLLMS

We select 21 MLLMs to be evaluated based on two factors: popularity and architectural diversity. Primarily, the models chosen are some of the most widely used MLLMs at the time of this study, substantiated by their number of GitHub stars. Secondly, these models offer a broad spectrum of MLLM architectures, allowing us to conduct a comprehensive and comparative study. Among these models, **GPT-4V**, **Claude-3** and **Gemini-Pro** are the cutting-edge proprietary models. For open-sourced MLLMs, **LLaVA-series** and their variants (**LVIS**, **MiniGPT-v2**, **Yi-VL**, **kosmos2** and **ALLaVA**) offer a smart solution for modality adaptation. **BLIP-2**, **Qwen-VL**, **InstructBLIP**, **Cheetor** and **mPLUG-Owl2** use query tokens as the bridge of visual and textual representation. **OpenFlamingo** uses a perceiver resampler to encode images and is the pioneer for multimodal In-Context Learning. **LWM** is a recent MLLM that supports 1 million context. **SEED-LLaMA** adopts VQ-based encoder, while **Fuyu** only uses a single linear layer to link two modalities. See details of these models in Appendix D.

## 5.2 EVALUATION RESULTS

Table 6 presents the results of benchmarked models for each model across six cognitive levels: Perception, Understanding, Applying, Analyzing, Evaluation, and Creation. The outcomes are

quantified as the number of wins, ties, and losses for each model relative to LLaVA-v1.5, with the models sorted by their total win rates in descending order.

Claude-3 emerges as the leader, boasting a win rate of 0.83, significantly outperforming the second-place contender GPT-4V. Following closely are LLaVA-v1.6-34B and LLaVA-v1.6-Vicuna-13B, both demonstrating robust competitiveness with win rates exceeding 0.6.

LLaVA-v1.6-Vicuna-7B and ALLaVA-3B-Longer outperform Gemini-Pro in rankings, while Qwen-VL-Chat is marginally worse Gemini-Pro. These results from open-source models signify a narrowed gap with their closed-source counterparts. Moreover, ALLaVA-3B-Longer’s performance underscores the potential of smaller models to compete effectively with larger ones.

Subsequent models, including LVIS, mPLUG-Owl2 and LLaVA-v1.5-7B, exhibit comparable performance to the anchor model. Besides, MiniGPT-v2, InstructBLIP, Cheetor, and SEED-LLaMA have mediocre performances.

Lastly, kosmos-2, Yi-VL-6B, Fuyu-8B, LWM, OpenFlamingo, and BLIP2 all have overall win rates below 10%, indicating their poor ability to generate satisfying answers. The subpar performance of certain models can be attributed in part to the lack of instruction data during the training, or to the models demonstrating strong illusions.

The table highlights the diverse capabilities of MLLMs in mimicking human cognitive processes, with Claude-3 standing out as a notably effective model in this evaluation framework.

## 6 VALIDATING EVALUATION PARADIGM AND MLLM-BENCH

Affirming the validity of our proposed evaluation paradigm us to answer the following three questions:

- How well does GPT-4V’s evaluation align with human’s?
- Does per-sample criteria has a major impact on the alignment with human judges?
- Do different MLLM judges yield consistent results?

To answer these questions, we conduct three ablation experiments, whose settings and results are detailed in Section 6.1, 6.2 and 6.3. We also discuss the correlation between MLLM-Bench and other benchmarks in Section 6.4.

### 6.1 ALIGNMENT WITH HUMAN EVALUATION

**Settings** For this alignment experiment, we recruit four undergraduate volunteers, all of whom are students at a university with an all-English curriculum. Each volunteer is paid according to the local salary (i.e., equivalent to roughly 10 dollars per hour). For volunteers participating in human evaluations, we sample 252 evaluation items. Each item in the evaluation set comprises a question associated with an image and two answers generated by models: one from the model under evaluation and the other from the anchor model LLaVA-v1.5-13B. We present the details of sample and model selection in Appendix F.1.

To check the consistency between human evaluators and GPT-4V, we calculate the agreement between each individual’s results and the aggregated results of human evaluators and the GPT-4V evaluation. For the aggregated results, we aggregate the responses selected by four human evaluators by subjecting them to a majority vote. This step not only aggregates individual judgments into a collective human consensus but deals with situations like indecision or equal preference among evaluators. The majority vote is conducted in accordance with specific criteria: if the number of selections for the evaluated model and the anchor model are equal, or if more evaluators opt for “unable to decide” than for any specific model, the majority vote outcome would be classified as “unable to decide”.

**Results** The last row of Table 7 shows a high alignment between human evaluators and GPT-4V, with the agreement between individual evaluators and GPT-4V reaching 86.59% and the agreement between the aggregated results of human evaluators and GPT-4V reaching 88.02%. This high degree of alignment reaches the same level of agreement among human evaluators. The results validate the premise that GPT-4V can effectively mirror human judgment in the setting of MLLM evaluation, confirming GPT-4V as a reliable and effective tool in the evaluation process.



Methods	Judge 1	Judge 2	Judge 3	Judge 4	Aggregated
GPT-4 + <i>det</i> w/o Criteria	79.10%	78.20%	71.54%	72.48%	75.37%
GPT-4 + <i>det</i> w/ Criteria	82.71%	78.79%	72.87%	80.18%	81.20%
GPT-4 + <i>cap</i> w/o Criteria	80.00%	81.72%	74.59%	82.14%	81.15%
GPT-4 + <i>cap</i> w/ Criteria	78.72%	80.32%	74.58%	80.98%	80.53%
GPT-4 + <i>det+cap</i> w/o Criteria	81.12%	83.42%	75.27%	84.12%	83.00%
GPT-4 + <i>det+cap</i> w/ Criteria	80.41%	82.29%	74.86%	83.54%	83.16%
GPT-4V w/o Criteria	81.62%	82.22%	75.42%	82.05%	82.80%
<b>GPT-4V w/ Criteria (ours)</b>	<b>85.37%</b>	<b>86.59%</b>	<b>76.88%</b>	<b>82.55%</b>	<b>88.02%</b>

Table 7: Alignment between human evaluation and different evaluation methods. *det*: detection; *cap*: caption. The **Aggregated** column aggregates the results of 4 human evaluators.

## 6.2 ABLATION ON PER-SAMPLE CRITERIA

**Settings** To further demonstrate the superiority of our method, we include some baselines for comparison.

- GPT-4 + detection<sup>4</sup> (w/ or w/o criteria): For each image, we adopt Detic (Zhou et al., 2022) generate top-10 BBoxes ranked by confidence score. Then we feed GPT-4 with BBox coordinates for evaluation.
- GPT-4 + caption<sup>5</sup> (w/ or w/o criteria): For each image, we generate a detailed caption using GPT-4V. Then we feed GPT-4 with the captions for evaluation.
- GPT-4 + detection + caption (w/ or w/o criteria): For each image, top-10 BBox coordinates and a detailed caption are sent to GPT-4 in a single prompt for evaluation.
- GPT-4V and **GPT-4V + criteria (ours)**: Identical setting as in Section 6.1.

Prompts for GPT-4 evaluation are in Appendix F.5.

**Results** Table 7 summarizes the results. Per-sample criteria brings more than 5% overall agreement increase on GPT-4+*det* and GPT-4V evaluation, demonstrating the effectiveness of our proposed method. Evaluation using GPT-4 with compound information (*det + cap*) outperforms using either of them, suggesting that these two methods introduce distinct information to GPT-4. We also relate our work to a recent work (Fu et al., 2024), which finds that GPT-4 performs well on some MLLM benchmarks with dense captions as input. Nevertheless, GPT-4V-as-a-judge still outperforms the its GPT-4-as under our setting in terms of agreement with human, which demonstrate the necessity of adopting GPT-4V for evaluation in MLLM-Bench.

## 6.3 EFFECTS OF DIFFERENT MLLM JUDGES

**Settings** While we use GPT-4V for our experiments, we aim to show that the framework is designed to be adaptable and can seamlessly incorporate other potent MLLM models. To prove this, we conduct the same setting in Section 5.1.2, except that we replace GPT-4V with Claude-3-opus as the evaluator. We only evaluate on a subset of models due to limited budget.

**Results** We show the detailed results of *Claude-3-Opus* in Appendix F.7. The resulting ranking has a Spearman correlation of 0.95 with GPT-4V’s voting results, which demonstrates that even if we change the model evaluator, the evaluation results highly align with the original ones. This flexibility allows for the substitution of GPT-4V with other powerful models, iterating along with the rapidly evolving field of MLLMs.

<sup>4</sup>Details of bounding box generation are in Appendix F.3.

<sup>5</sup>The prompt for caption generation with GPT-4V is in Appendix F.4.

#### 6.4 CORRELATION WITH OTHER BENCHMARKS

We discuss the correlation between MME-Perception (Fu et al., 2023), MME-Cognition and MM-Vet (Yu et al., 2023) and MLLM-Bench. Specifically, we compute the pairwise Spearman correlation of rankings. Table 8 shows that MLLM-Bench has the highest correlation with MM-Vet, which is a comprehensive benchmark testing 6 core abilities of MLLMs with short-answers. On the other hand, the Perception and Cognition splits of MME evaluate MLLMs at a fundamental and an advanced level, respectively. Therefore, the latter split has a higher correlation with MLLM-Bench than the former does. Thus, we highlight that our benchmark is proposed to complement with previous works, testing MLLMs at multiple levels with open-ended questions.

	MME <sup>P</sup>	MME <sup>C</sup>	MM-Vet	<b>MLLM-Bench</b>
MME <sup>P</sup>	1.00	0.14	-0.40	0.57
MME <sup>C</sup>	0.14	1.00	0.80	0.81
MM-Vet	-0.40	0.80	1.00	0.89
<b>MLLM-Bench</b>	0.57	0.81	0.89	1.00

Table 8: Pairwise Spearman correlation between different benchmarks: MME<sup>P</sup>: MME-Perception; MME<sup>C</sup>: MME-Cognition; MM-Vet; **MLLM-Bench**.

## 7 CONCLUSION

In this paper, we propose a new paradigm for MLLM evaluation and present MLLM-Bench, a benchmark for automatically evaluating the MLLMs’ ability on open-ended queries. It is derived from a comprehensive taxonomy, paving the way for a more responsible and conscientious approach to AI development. In MLLM-Bench, instead of providing the judge model with a standard answer, we equip each evaluation sample with evaluation criteria to evaluate open-ended answers reasonably. Experimental analysis on MLLM-Bench shows that evaluation using a potent MLLM using our per-sample criteria strategy aligns better with human than other baselines. We hope that MLLM-Bench can introduce more insights to MLLM evaluation and development.

## LIMITATIONS

While MLLM-Bench strives to assess multimodal large language models (MLLMs) comprehensively, it cannot encapsulate the full diversity of real-world multimodal interactions, acknowledging the challenge of simulating the unpredictable variety of real-life tasks. The benchmark’s design, which seeks to mirror human user experience, may introduce subjectivity, potentially affecting the consistency and generalizability of results.

**Alternative MLLM Usage:** The query raises the possibility of employing MLLMs other than GPT-4V for evaluation. This highlights a limitation in flexibility; while GPT-4V is a powerful model, the benchmark’s effectiveness could be enhanced by testing across a variety of models. This would ensure a broader validation of the dataset’s utility and applicability to different MLLM architectures, addressing potential gaps in performance or bias that are specific to GPT-4V.

**Reproducibility and Model Stability:** One might concerns about the reproducibility of results and the stability of the GPT-4V version underscore the challenge of maintaining consistent evaluation standards over time. As GPT-4V evolves, its performance on the benchmark might change, affecting the longitudinal comparability of results. Ensuring that evaluations remain relevant and consistent requires careful version control and possibly the establishment of a standard evaluation protocol that can adapt to minor updates without losing comparability.

**Positional Biases:** The mention of length and position biases points to intrinsic limitations in GPT-4V’s processing, see details in Appendix F.2. These biases can affect the model’s performance on the benchmark, potentially skewing results based on the length of input or the position of relevant information. This suggests a need for criteria that account for these biases, ensuring that the evaluation reflects the model’s ability to understand and generate content impartially, regardless of these factors. As mentioned in § 5.1.2, shuffling order of model-generated responses could migrate the position bias, as done by (Wang et al., 2023b; Chen et al., 2023b).

**Extensibility to More Recent MLLMs** Within the scope of our continuous endeavors, we remain dedicated to the inclusion of the most recent models into our evaluative framework. To support this objective, an online leaderboard has been established, which openly encourages submissions from the global community. This platform is designed to facilitate the perpetual evaluation and juxtaposition of novel models against pre-established benchmarks, thereby promoting an atmosphere of relentless innovation and enhancement. Notably, to prevent evaluation leakage and deter potential benchmark manipulation, the per-sample criteria employed by this online leaderboard are confidential, accessible exclusively to the individual submitters.

The qualitative nature of benchmarks, especially in creative or ethical scenarios, also complicates the evaluation process. Ethical considerations, despite being integrated into the framework, cannot capture the full spectrum of societal implications, with the fluidity of AI ethics demanding continuous updates to the benchmark. Acknowledging these limitations is vital for the nuanced application and interpretation of MLLM-Bench results, and underscores the necessity for iterative refinement to enhance the tool’s relevance and evaluative accuracy.

## ETHICAL STATEMENTS

There are no ethics-related issues in this paper. The data and other related resources in this work are open-source and commonly used by many existing studies.

## REFERENCES

- Rohan Anil, Sebastian Borgeaud, Yonghui Wu, Jean-Baptiste Alayrac, Jiahui Yu, Radu Soricut, Johan Schalkwyk, Andrew M. Dai, Anja Hauth, Katie Millican, David Silver, Slav Petrov, Melvin Johnson, Ioannis Antonoglou, Julian Schrittwieser, Amelia Glaese, Jilin Chen, Emily Pitler, Timothy P. Lillicrap, Angeliki Lazaridou, Orhan Firat, James Molloy, Michael Isard, Paul Ronald Barham, Tom Hennigan, Benjamin Lee, Fabio Viola, Malcolm Reynolds, Yuanzhong Xu, Ryan Doherty, Eli Collins, Clemens Meyer, Eliza Rutherford, Erica Moreira, Kareem Ayoub, Megha Goel, George Tucker, Enrique Piqueras, Maxim Krikun, Iain Barr, Nikolay Savinov, Ivo Danihelka, Becca Roelofs, Anaïs White, Anders Andreassen, Tamara von Glehn, Lakshman Yagati, Mehran Kazemi, Lucas Gonzalez, Misha Khalman, Jakub Sygnowski, and et al. Gemini: A family of highly capable multimodal models. *CoRR*, abs/2312.11805, 2023. doi: 10.48550/ARXIV.2312.11805. URL <https://doi.org/10.48550/arXiv.2312.11805>.
- Anthropic. The claude 3 model family: Opus, sonnet, haiku, 2024. URL <https://api.semanticscholar.org/CorpusID:268232499>.
- Anas Awadalla, Irena Gao, Josh Gardner, Jack Hessel, Yusuf Hanafy, Wanrong Zhu, Kalyani Marathe, Yonatan Bitton, Samir Yitzhak Gadre, Shiori Sagawa, Jenia Jitsev, Simon Kornblith, Pang Wei Koh, Gabriel Ilharco, Mitchell Wortsman, and Ludwig Schmidt. Openflamingo: An open-source framework for training large autoregressive vision-language models. *CoRR*, abs/2308.01390, 2023. doi: 10.48550/ARXIV.2308.01390. URL <https://doi.org/10.48550/arXiv.2308.01390>.
- Jinze Bai, Shuai Bai, Shusheng Yang, Shijie Wang, Sinan Tan, Peng Wang, Junyang Lin, Chang Zhou, and Jingren Zhou. Qwen-vl: A versatile vision-language model for understanding, localization, text reading, and beyond, 2023a.
- Shuai Bai, Shusheng Yang, Jinze Bai, Peng Wang, Xingxuan Zhang, Junyang Lin, Xinggang Wang, Chang Zhou, and Jingren Zhou. Touchstone: Evaluating vision-language models by language models. *arXiv preprint arXiv:2308.16890*, 2023b.
- Rohan Bavishi, Erich Elsen, Curtis Hawthorne, Maxwell Nye, Augustus Odena, Arushi Somani, and Saĝnak Taşırlar. Introducing our multimodal models, 2023. URL <https://www.adept.ai/blog/fuyu-8b>.
- Yonatan Bitton, Hritik Bansal, Jack Hessel, Rulin Shao, Wanrong Zhu, Anas Awadalla, Josh Gardner, Rohan Taori, and Ludwig Schimdt. Visit-bench: A benchmark for vision-language instruction following inspired by real-world use. *arXiv preprint arXiv:2308.06595*, 2023.
- Guiming Hardy Chen, Shunian Chen, Ziche Liu, Feng Jiang, and Benyou Wang. Humans or llms as the judge? a study on judgement biases, 2024a.
- Guiming Hardy Chen, Shunian Chen, Ruifei Zhang, Junying Chen, Xiangbo Wu, Zhiyi Zhang, Zhihong Chen, Jianquan Li, Xiang Wan, and Benyou Wang. Allava: Harnessing gpt4v-synthesized data for A lite vision-language model. *CoRR*, abs/2402.11684, 2024b. doi: 10.48550/ARXIV.2402.11684. URL <https://doi.org/10.48550/arXiv.2402.11684>.
- Jun Chen, Deyao Zhu, Xiaoqian Shen, Xiang Li, Zechun Liu, Pengchuan Zhang, Raghuraman Krishnamoorthi, Vikas Chandra, Yunyang Xiong, and Mohamed Elhoseiny. Minigpt-v2: large language model as a unified interface for vision-language multi-task learning, 2023a.
- Zhihong Chen, Feng Jiang, Junying Chen, Tiannan Wang, Fei Yu, Guiming Chen, Hongbo Zhang, Juhao Liang, Chen Zhang, Zhiyi Zhang, et al. Phoenix: Democratizing chatgpt across languages. *arXiv preprint arXiv:2304.10453*, 2023b.
- Wenliang Dai, Junnan Li, Dongxu Li, Anthony Meng Huat Tiong, Junqi Zhao, Weisheng Wang, Boyang Li, Pascale Fung, and Steven Hoi. Instructblip: Towards general-purpose vision-language models with instruction tuning, 2023.
- Chaoyou Fu, Peixian Chen, Yunhang Shen, Yulei Qin, Mengdan Zhang, Xu Lin, Zhenyu Qiu, Wei Lin, Jinrui Yang, Xiawu Zheng, et al. Mme: A comprehensive evaluation benchmark for multimodal large language models. *arXiv preprint arXiv:2306.13394*, 2023.

- Xingyu Fu, Yushi Hu, Bangzheng Li, Yu Feng, Haoyu Wang, Xudong Lin, Dan Roth, Noah A. Smith, Wei-Chiu Ma, and Ranjay Krishna. Blink: Multimodal large language models can see but not perceive, 2024.
- Yuying Ge, Sijie Zhao, Ziyun Zeng, Yixiao Ge, Chen Li, Xintao Wang, and Ying Shan. Making llama see and draw with seed tokenizer, 2023.
- Dan Hendrycks, Collin Burns, Steven Basart, Andy Zou, Mantas Mazeika, Dawn Song, and Jacob Steinhardt. Measuring massive multitask language understanding. *arXiv preprint arXiv:2009.03300*, 2020.
- Yuzhen Huang, Yuzhuo Bai, Zhihao Zhu, Junlei Zhang, Jinghan Zhang, Tangjun Su, Junteng Liu, Chuancheng Lv, Yikai Zhang, Jiayi Lei, Yao Fu, Maosong Sun, and Junxian He. C-eval: A multi-level multi-discipline chinese evaluation suite for foundation models. In *Advances in Neural Information Processing Systems*, 2023.
- David R Krathwohl. A revision of bloom’s taxonomy: An overview. *Theory into practice*, 41(4): 212–218, 2002.
- Bohao Li, Rui Wang, Guangzhi Wang, Yuying Ge, Yixiao Ge, and Ying Shan. Seed-bench: Benchmarking multimodal llms with generative comprehension. *arXiv preprint arXiv:2307.16125*, 2023a.
- Juncheng Li, Kaihang Pan, Zhiqi Ge, Minghe Gao, Hanwang Zhang, Wei Ji, Wenqiao Zhang, Tat-Seng Chua, Siliang Tang, and Yueting Zhuang. Empowering vision-language models to follow interleaved vision-language instructions. *CoRR*, abs/2308.04152, 2023b. doi: 10.48550/ARXIV.2308.04152. URL <https://doi.org/10.48550/arXiv.2308.04152>.
- Junnan Li, Dongxu Li, Silvio Savarese, and Steven Hoi. Blip-2: Bootstrapping language-image pre-training with frozen image encoders and large language models, 2023c.
- Xuechen Li, Tianyi Zhang, Yann Dubois, Rohan Taori, Ishaan Gulrajani, Carlos Guestrin, Percy Liang, and Tatsunori B. Hashimoto. AlpacaEval: An automatic evaluator of instruction-following models. [https://github.com/tatsu-lab/alpaca\\_eval](https://github.com/tatsu-lab/alpaca_eval), 2023d.
- Yifan Li, Yifan Du, Kun Zhou, Jinpeng Wang, Wayne Xin Zhao, and Ji-Rong Wen. Evaluating object hallucination in large vision-language models. *arXiv preprint arXiv:2305.10355*, 2023e.
- Fuxiao Liu, Tianrui Guan, Zongxia Li, Lichang Chen, Yaser Yacoob, Dinesh Manocha, and Tianyi Zhou. HallusionBench: You see what you think? or you think what you see? an image-context reasoning benchmark challenging for gpt-4v (ision), llava-1.5, and other multi-modality models. *arXiv preprint arXiv:2310.14566*, 2023a.
- Hao Liu, Wilson Yan, Matei Zaharia, and Pieter Abbeel. World model on million-length video and language with ringattention. *CoRR*, abs/2402.08268, 2024a. doi: 10.48550/ARXIV.2402.08268. URL <https://doi.org/10.48550/arXiv.2402.08268>.
- Haotian Liu, Chunyuan Li, Yuheng Li, and Yong Jae Lee. Improved baselines with visual instruction tuning, 2023b.
- Haotian Liu, Chunyuan Li, Qingyang Wu, and Yong Jae Lee. Visual instruction tuning, 2023c.
- Haotian Liu, Chunyuan Li, Yuheng Li, Bo Li, Yuanhan Zhang, Sheng Shen, and Yong Jae Lee. Llava-next: Improved reasoning, ocr, and world knowledge, January 2024b. URL <https://llava-vl.github.io/blog/2024-01-30-llava-next/>.
- Yuan Liu, Haodong Duan, Yuanhan Zhang, Bo Li, Songyang Zhang, Wangbo Zhao, Yike Yuan, Jiaqi Wang, Conghui He, Ziwei Liu, et al. Mmbench: Is your multi-modal model an all-around player? *arXiv preprint arXiv:2307.06281*, 2023d.
- OpenAI. Gpt-4v(ision) system card, 2023. URL [https://cdn.openai.com/papers/GPTV\\_System\\_Card.pdf](https://cdn.openai.com/papers/GPTV_System_Card.pdf).

- Zhiliang Peng, Wenhui Wang, Li Dong, Yaru Hao, Shaohan Huang, Shuming Ma, and Furu Wei. Kosmos-2: Grounding multimodal large language models to the world, 2023.
- Junke Wang, Lingchen Meng, Zejia Weng, Bo He, Zuxuan Wu, and Yu-Gang Jiang. To see is to believe: Prompting gpt-4v for better visual instruction tuning, 2023a.
- Peiyi Wang, Lei Li, Liang Chen, Zefan Cai, Dawei Zhu, Binghuai Lin, Yunbo Cao, Qi Liu, Tianyu Liu, and Zhifang Sui. Large language models are not fair evaluators, 2023b.
- Minghao Wu and Alham Fikri Aji. Style over substance: Evaluation biases for large language models, 2023.
- Peng Xu, Wenqi Shao, Kaipeng Zhang, Peng Gao, Shuo Liu, Meng Lei, Fanqing Meng, Siyuan Huang, Yu Qiao, and Ping Luo. Lvlm-ehub: A comprehensive evaluation benchmark for large vision-language models. *arXiv preprint arXiv:2306.09265*, 2023.
- Qinghao Ye, Haiyang Xu, Jiabo Ye, Ming Yan, Anwen Hu, Haowei Liu, Qi Qian, Ji Zhang, Fei Huang, and Jingren Zhou. mplug-owl2: Revolutionizing multi-modal large language model with modality collaboration, 2023.
- Alex Young, Bei Chen, Chao Li, Chengen Huang, Ge Zhang, Guanwei Zhang, Heng Li, Jiangcheng Zhu, Jianqun Chen, Jing Chang, et al. Yi: Open foundation models by 01. ai. *arXiv preprint arXiv:2403.04652*, 2024.
- Weihao Yu, Zhengyuan Yang, Linjie Li, Jianfeng Wang, Kevin Lin, Zicheng Liu, Xinchao Wang, and Lijuan Wang. Mm-vet: Evaluating large multimodal models for integrated capabilities. *arXiv preprint arXiv:2308.02490*, 2023.
- Xinlu Zhang, Yujie Lu, Weizhi Wang, An Yan, Jun Yan, Lianke Qin, Heng Wang, Xifeng Yan, William Yang Wang, and Linda Ruth Petzold. Gpt-4v (ision) as a generalist evaluator for vision-language tasks. *arXiv preprint arXiv:2311.01361*, 2023.
- Lianmin Zheng, Wei-Lin Chiang, Ying Sheng, Siyuan Zhuang, Zhanghao Wu, Yonghao Zhuang, Zi Lin, Zhuohan Li, Dacheng Li, Eric. P Xing, Hao Zhang, Joseph E. Gonzalez, and Ion Stoica. Judging llm-as-a-judge with mt-bench and chatbot arena, 2023.
- Xingyi Zhou, Rohit Girdhar, Armand Joulin, Philipp Krähenbühl, and Ishan Misra. Detecting twenty-thousand classes using image-level supervision, 2022.
- Deyao Zhu, Jun Chen, Xiaoqian Shen, Xiang Li, and Mohamed Elhoseiny. Minigpt-4: Enhancing vision-language understanding with advanced large language models. *arXiv preprint arXiv:2304.10592*, 2023.

## A DETAILED TAXONOMY

Capability Level	Capability
Level 1: Perception	General Object Recognition OCR Multilingual Text Recognition Action Recognition Symbol Recognition Food Recognition Landmark Recognition
Level 2: Understanding	Scene Understanding Attribute Recognition Image Topic Understanding Hidden Objects Recognition Facial Expression Recognition Emotion Understanding multimodal Commonsense Understanding Joke and Meme Understanding Multilingual Multicultural Understanding Document Understanding Table Understanding
Level 3: Applying	Object Localization Object Counting Spatial Relationship Understanding Medical Image Understanding Image Captioning Dense Captioning
Level 4: Analyzing	Natural Relation Understanding Chart Understanding Attribute Comparison Difference Finding Event Cause Reasoning Social Relation Reasoning Identity Reasoning Function Reasoning Physical Property Reasoning Visual Math Reasoning Action Prediction Trend Prediction
Level 5: Evaluation	Image Quality Evaluation Damage Evaluation Fake Image Detection Ethical Problem Detection
Level 6: Creation	Coding Capability with Vision Visual Storytelling

Table 9: Overview of 42 capabilities on 6 cognitive levels in MLLM-Bench.

The detailed taxonomy is shown in Table 9. The table provides a comprehensive overview of 42 capabilities distributed across six cognitive levels within the MLLM-Bench framework. These capabilities are designed to benchmark the performance of multimodal language and vision models (MLLMs) across a range of tasks that mimic human cognitive abilities. Here’s a summary of the capabilities by level:

- **Level 1: Perception** - This level focuses on basic recognition tasks such as identifying objects, symbols, actions, and landmarks, as well as recognizing text in various languages and formats.
- **Level 2: Understanding** - At this level, capabilities extend to more complex comprehension tasks like scene and attribute recognition, understanding emotions and facial expressions, recognizing hidden objects, and grasping multimodal commonsense, including jokes and memes, across different languages and cultures.
- **Level 3: Applying** - This involves applying knowledge to practical tasks, including localizing objects, counting, understanding spatial relationships, interpreting medical images, and generating image captions and dense captions that describe images in detail.
- **Level 4: Analyzing** - Here, the focus shifts to analytical tasks such as understanding natural relations, analyzing charts, comparing attributes, finding differences, reasoning about events and social relationships, deducing identity and function, reasoning about physical properties, and predicting actions and trends.
- **Level 5: Evaluation** - This level assesses the model’s judgment capabilities, including evaluating image quality, assessing damage, detecting fake images, and identifying ethical issues.
- **Level 6: Creation** - The highest level of cognitive capability involves creative tasks, such as using vision to aid in coding and telling stories visually.

Each level builds on the previous ones, progressing from basic perception to complex and creative problem-solving, reflecting an ascending order of cognitive complexity and capability required by MLLMs.

## B MORE DETAILS ON DATA COLLECTION AND ANNOTATION

We mainly introduce the division of labor for these six volunteers as well as the pipeline for data collection and annotation.

### B.1 TASK DISTRIBUTION FOR VOLUNTEERS

To ensure consistency and quality across our dataset, we have engaged six volunteers, each of whom is tasked with collecting and annotating data within one or two specific levels. The distribution of responsibilities is as follows:

- **Perception Level:** One volunteer is responsible for all 70 instances.
- **Understanding Level:** Two volunteers share this category, with each annotating 55 instances.
- **Applying Level:** A single volunteer manages all 60 instances.
- **Analyzing Level:** This is shared between two volunteers, with each handling 60 instances.
- **Evaluation and Creation Levels:** A single volunteer is responsible for the combined total of 60 instances across these two categories to balance the workload.

This division ensures that the workload is approximately equal for each volunteer. The entire annotation cycle was completed over a span of 21 days.

### B.2 PIPELINE

The data collection and annotation module comprises five stages:

**Image Collection:** Volunteers gather the most recent images that are pertinent to the capabilities under examination, either from social networks or by capturing them in real life.

**Instruction Construction:** Utilizing GPT-4V, volunteers craft assessment instructions that are congruent with the requisite model capabilities, the context of the collected images, and the manually written prompts. This stage also includes a consistency check between the instructions and the corresponding images.



**Question Type Annotation:** Recognizing that our benchmark evaluates model performance on both traditional closed-ended questions and more exploratory open-ended tasks, volunteers are required to annotate the type of each question. This includes categorizing them as open-ended, closed-ended, or compound. Compound questions contain elements of both open-ended and closed-ended queries, offering a more comprehensive challenge to the models being tested.

**Per-Sample Criteria Annotation:** During this phase, volunteers are tasked with developing specific evaluation criteria based on the image, instructions, capability requirements, and question type for each item of data. These criteria include exact references, soft references, acceptable ranges, and evaluation guidelines.

**Overall Validation:** Upon the completion of data collection and annotation, we conducted a comprehensive validation of the assembled dataset. Each volunteer was required to perform cross-validation checks on the questions annotated by their peers. This process of mutual verification ensures that the dataset meets our stringent standards for consistency and accuracy across different annotators and levels of capability. All of the data go through three rounds of cross-review as illustrated in 1.

### C DATA STATISTICS

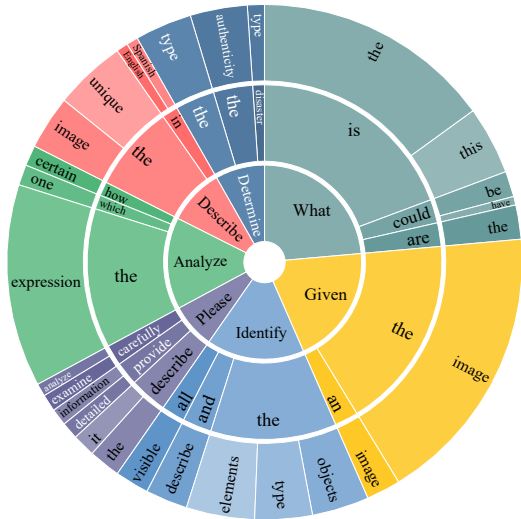


Figure 2: Distribution of questions in MLLM-Bench. We present the relative distribution of these recurring Instructions and their subsequent distributions.

MLLM-Bench is characterized by a rich diversity and complexity of instructions, each tailored to probe a specific capability of multimodal large language models. These instructions challenge models to generate responses that are both comprehensive and descriptive, engaging with the multifaceted nature of real-world scenarios and information. To illustrate the breadth of our instruction set, we present a word cloud visualization that encapsulates the frequency of terms within our instructions, as shown in Figure 2. We list one example per category in Table 5.

### D DETAILS OF BENCHMARKED MODELS

Table 10 presents a comparison of various models, highlighting their characteristics such as their open-source availability and architectural components, including visual adapters and base large language models (LLMs). Models vary in size from 1.7B to 14B parameters, with some details remaining confidential, indicated by "/". Not all models are open-sourced, as exemplified by GPT-4V. Architectural details vary, with some models utilizing visual adapters like CLIP-ViT-L, ViT+Q-Former, and others, while the base LLMs mentioned include Vicuna-13B, LLaMA2-7B, and more. The table aims for clarity by abbreviating model names and provides a snapshot of the diverse

approaches in integrating visual processing with language models, demonstrating a range of strategies for enhancing model capabilities.

Models	MLLM Architecture	GitHub Stars	Huggingface Download
<i>Closed-Source</i>			
GPT-4V (OpenAI, 2023)	/	/	/
Claude-3 (Anthropic, 2024)	/	/	/
Gemini-Pro (Anil et al., 2023)	/	/	/
<i>Open-Source</i>			
LLaVA-v1.5-13B (Liu et al., 2023b)	Pretrained Vision Encoder + Projector + LLM	15.4K	333.7K
LVIS-Instruct4v-LLaVA-7B (Wang et al., 2023a)	Pretrained Vision Encoder + Projector + LLM	122	5
MiniGPT-v2 (Chen et al., 2023a)	Pretrained Vision Encoder + Projector + LLM	24.7K	/
LLaVA-v1.5-7B (Liu et al., 2023b)	Pretrained Vision Encoder + Projector + LLM	15.4K	703K
LLaVA-v1.6-Vicuna-7B (Liu et al., 2024b)	Pretrained Vision Encoder + Projector + LLM	15.4K	1.2M
LLaVA-v1.6-Vicuna-13B (Liu et al., 2024b)	Pretrained Vision Encoder + Projector + LLM	15.4K	100.1K
LLaVA-v1.6-34B (Liu et al., 2024b)	Pretrained Vision Encoder + Projector + LLM	15.4K	592.8K
Yi-VL-6B (Young et al., 2024)	Pretrained Vision Encoder + Projector + LLM	7K	17.2K
ALLaVA-3B-Longer (Chen et al., 2024b)	Pretrained Vision Encoder + Projector + LLM	134	93
kosmos2 (Peng et al., 2023)	Pretrained Vision Encoder + Grounded LLM	18.1K	29.2K
LWM (Liu et al., 2024a)	Pretrained Vision Encoder + Projector + Long-Context LLM	6.6K	/
BLIP2-Flan-T5-XL (Li et al., 2023c)	Query tokens + LM	8.5K	35.4K
Qwen-VL-Chat (Bai et al., 2023a)	Query tokens + LLM	3.4K	289.9K
InstructBLIP-Vicuna-13B (Dai et al., 2023)	Query tokens + LLM	8.5K	5.4K
mPLUG-Owl2 (Ye et al., 2023)	Query tokens + LLM with Modality-Adaptive Module	1.9K	9.7K
Cheator (Li et al., 2023b)	Query tokens + VPG-C + LLM	308	/
Fuyu-8B (Bavishi et al., 2023)	Linear Vision Encoder + LLM	/	17.9K
SEED-LLaMA (Ge et al., 2023)	VQ-based Vision Encoder + LLM	445	/
OpenFlamingo (Awadalla et al., 2023)	Perceiver Resampler + LLM with Gated Cross-Attention Layers	3.4K	/

Table 10: Model architecture and popularity. "/" means the model either uses a private download link or their download counts on HuggingFace are not shown.

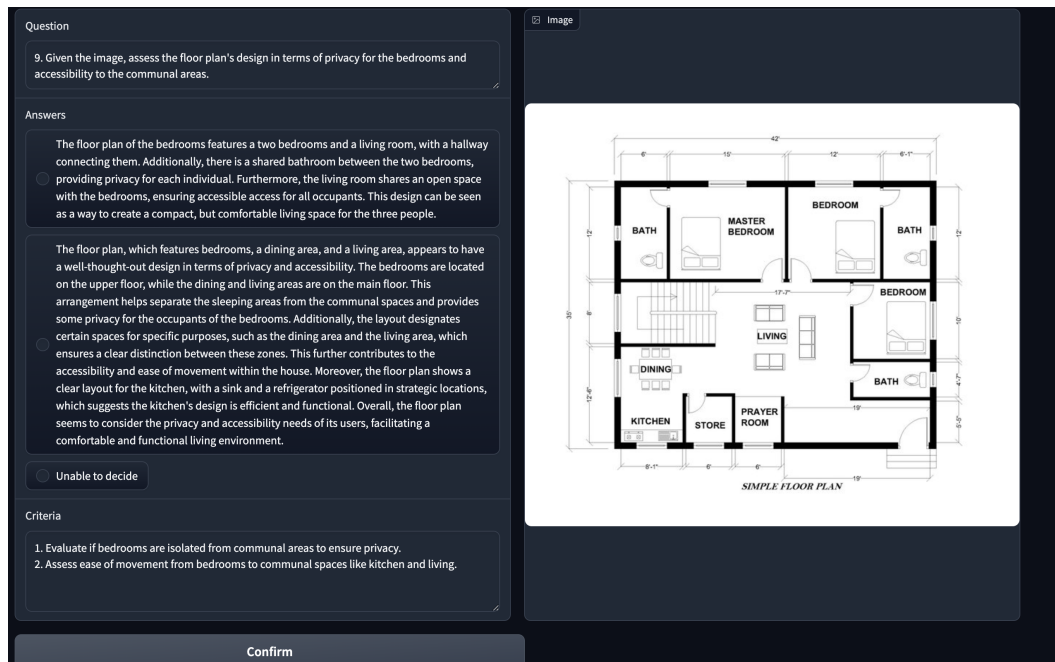


Figure 3: User interface of human evaluation.

## E DETAILS OF GPT-4V EVALUATION

### E.1 POTENTIAL DEFICIENCY OF GPT-4V

While GPT-4V is a potential evaluator, its assessment outcomes may not always align perfectly with factual accuracy or human standards. There are situations where GPT-4V itself cannot handle the task. If GPT-4V itself cannot solve the problem, it cannot be a qualified judge to conduct the evaluation. Table 11 shows examples of GPT-4V's incorrect evaluation without our per-sample criteria.

Question: There is a dice in the image. Can you describe its approximate position in the image?

## Can you find the dice?



<b>Answer 1 (LLaVA-v1.5-13B):</b> The dice is located in the top center of the image.	<b>Answer 2 (Fuyu-8B):</b> On the edge of the mousepad.	<b>GPT-4V Judgment:</b> Answer2
<b>Answer 1 (LLaVA-v1.5-13B):</b> The dice is located in the top center of the image.	<b>Answer 2 (InstructBLIP):</b> The dice is in the middle of a board filled with mouse mice.	<b>GPT-4V Judgment:</b> Answer1

Table 11: Examples showing GPT-4V’s capability fall short.

### E.2 PROMPT FOR PAIRWISE VOTING USING GPT-4V WITH PER-SAMPLE CRITERIA

Our evaluations are conducted following a *pairwise voting* protocol. A stronger model is expected to have a larger number of wins in pairwise voting. The prompt of conducting voting by GPT-4V is

#### Prompt for Pairwise Voting using GPT-4V

##### Prompt:

```

### You are an excellent evaluator.
### Your assignment involves providing evaluations for given responses.
### Each evaluation consists of *an image*, *a question*, a *question type*, and *two corresponding answers*. Your task is
to discern which answer is superior based on the **quality** and its alignment w.r.t the image.
### There are only two situations where you may choose 'unable to decide':
#### Situation one: The question type is 'close-ended' and both answers are correct or wrong.
#### Situation two: Both answers contain considerable factual errors or ethical issues.
### Otherwise, you should always choose a better answer by responding 'Answer1' or 'Answer2'.
### You should ONLY output your vote 'Answer1', 'Answer2', 'unable to decide: situation one', or 'unable to decide:
situation two' in the last line.
~~~Question
{question}
~~~
~~~Question Type
{question_type}
~~~
~~~Answer1
{answer1}
~~~
~~~Answer2
{answer2}
~~~
### Please refer to the given criteria when you making the judgment
Criteria: {criteria}

```

Figure 4: The prompt used for Directing Voting using GPT-4V.

shown in Figure 4.

### E.3 ANCHORS IN PAIRWISE EVALUATION

To facilitate a fair and consistent comparison across multiple models, we employ an anchor-based evaluation strategy. For each protocol, we use answers from the moderately powerful model *LLaVA-v1.5-Vicuna-13B* as benchmarks.

## F ADDITIONAL RESULTS FOR VALIDATION EXPERIMENTS

### F.1 CORRELATION WITH HUMAN ALIGNMENT

**Model Selection** Our test set for the experiment is constructed by extracting two data points from each of the 42 capabilities identified in our benchmark. We select three models representing different levels of capabilities—top, middle, and bottom—as determined by GPT-4V’s direct voting outcomes. These models are **Qwen-VL-Chat**, **InstructBLIP-Vicuna 13B**, and **BLIP2-Flan-T5-XL**. **LLaVA-v1.5-13B** serves as an anchor. The evaluation set thus comprised 252 items in total. All volunteers are required to make judgments on all 252 data samples.

**Interface for Human Evaluation** The user interface of human evaluation is shown in Figure 3.

**Detailed Results** Table 14 presents the pairwise agreement among four human evaluators, offering insights into inter-evaluator alignment levels regarding a set of evaluations. The inter-evaluator agreement is calculated by the matching percentage of two evaluators’ voting results. The agreement ranges from 0.80 to 0.88, indicating a high degree of consensus among the evaluators. Specifically, the correlation values suggest that while there is a strong overall alignment in their assessments, each evaluator also brings a unique perspective to the evaluation process. Evaluator 1 and Evaluator 2 exhibit the highest correlation (0.88), suggesting their evaluations are most closely aligned. In contrast, the lowest correlation is observed between Evaluator 1 and Evaluator 3 (0.69), indicating a lesser, yet still significant, level of agreement. These findings underscore the evaluators’ ability to consistently recognize and rank the evaluated items according to similar criteria, while also maintaining individual discretion in their judgments. This balance between consensus and individuality is crucial for ensuring both the reliability and the richness of the evaluation process, highlighting the evaluators’ competence in providing nuanced assessments.

### F.2 POSITIONAL BIAS OF GPT-4V-AS-A-JUDGE

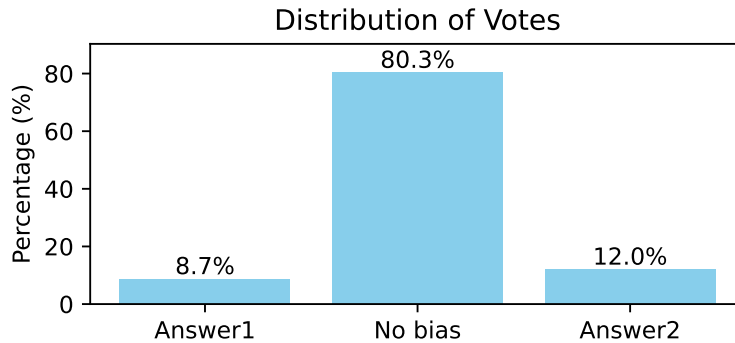


Figure 5: Distribution of votes from GPT-4V.

We investigate the positional bias of GPT-4V-as-a-judge. Specifically, if GPT-4V has consistent votes when orders of a pair of answers are shuffled, then we mark the vote as unbiased (No bias). Otherwise, we mark it as positionally biased towards the first (Answer 1) or the second answer (Answer 2). We summarize the results in Figure 5. Among the biased votes, GPT-4V shows a slight preference towards Answer 2. However, the majority of the votes (80.3%) are free from positional bias, manifesting the validity of using GPT-4V-as-a-judge.

### F.3 BOUNDING BOX GENERATION

We employ Detic<sup>6</sup> (Zhou et al., 2022) to generate bounding box coordinates and their labels. For each image, we only keep the top-10 objects according to confidence scores. For each object, we store the coordinates of top-left and bottom-right corner, which will later be sent to text-only GPT-4.

### F.4 PROMPTS FOR CAPTION GENERATION

The prompt for generating image captions is shown in Figure 6.

Prompt for generating image captions using GPT-4V

**Prompt:**  
 ### You are an excellent image describer and captioner  
 ### Your task is to describe the given image as detailed as possible and give a caption for the image  
 ### Do not mention anything from the prompt in your response  
 ### You will follow the instructions to the best of your ability  
 ### Your response should follow the following format  
 <start of description>  
 {description}  
 <end of description>

Figure 6: Prompts for generating image captions using GPT-4V.

### F.5 PROMPTS FOR GPT-4 EVALUATION

We show the evaluation prompts for *GPT-4 + caption* and *GPT-4 + detection* in Figure 7 and Figure 8, respectively.

### F.6 COMPARISON OF ALIGNMENT BETWEEN HUMAN AND DIFFERENT METHODS

Table 12 shows the comparison of alignment between different evaluation methods and human evaluation. The number of evaluations for each settings are listed below the ratio.

	Evaluator 1 (Order 1)	Evaluator 2 (Order 1)	Evaluator 3 (Order 2)	Evaluator 4 (Order 2)	Aggregated
GPT-4 + detection w/o Criteria	79.1% (106/134)	78.2% (104/133)	71.54% (93/130)	72.48% (79/109)	75.37% (101/134)
GPT-4 + detection w/ Criteria	82.71% (110/133)	78.79% (104/132)	72.87% (94/129)	80.18% (89/111)	81.2% (108/133)
GPT-4 + caption w/o Criteria	80.0% (152/190)	81.72% (152/186)	74.59% (135/181)	82.14% (138/168)	81.15% (155/191)
GPT-4 + caption w/ Criteria	78.72% (148/188)	80.32% (151/188)	74.58% (132/177)	80.98% (132/163)	80.53% (153/190)
GPT-4 + detection + caption w/o Criteria	81.12% (159/196)	83.42% (161/193)	75.27% (140/186)	84.12% (143/170)	83.0% (166/200)
GPT-4 + detection + caption w/ Criteria	80.41% (156/194)	82.29% (158/192)	74.86% (137/183)	83.54% (137/164)	83.16% (163/196)
GPT-4V w/o Criteria	81.62% (151/185)	82.22% (148/180)	75.42% (135/179)	82.05% (128/156)	82.8% (154/186)
GPT-4V w/ Criteria	<b>78.61%</b> (158/201)	<b>80.30%</b> (159/198)	<b>73.00%</b> (146/200)	<b>77.84%</b> (144/185)	<b>88.02%</b> (147/167)

Table 12: Comparison of alignment between different evaluation methods and human evaluation, the aggregated column aggregates the results of 4 human evaluators (includes the number of valid evaluations in each setting). The agreement is calculated through a matching percentage.

<sup>6</sup>We use the version Detic\_LCOCO121k\_CLIP\_SwinB\_896b32\_4x\_ft4x\_max-size.

Prompts for *GPT-4 + Caption Evaluation***Prompt:**

```

### You are an excellent evaluator.
### Your assignment involves providing evaluations for given responses.
### Each evaluation consists of *a caption*, *a question*, a *question type*, and *two corresponding answers*. Your task is
to discern which answer is superior based on the **quality** and its alignment w.r.t the caption.
### There are only two situations where you may choose 'unable to decide':
#### Situation one: The question type is 'close-ended' and both answers are correct or wrong.
#### Situation two: Both answers contain considerable factual errors or ethical issues.
### Otherwise, you should always choose a better answer by responding 'Answer1' or 'Answer2'.
~~~Caption
{caption}
~~~
~~~Question
{question}
~~~
~~~Answer1
{answer1}
~~~
~~~Answer2
{answer2}
~~~
### You should ONLY output your vote 'Answer1', 'Answer2', 'unable to decide: situation one', or 'unable to decide:
situation two' in the last line.

```

Figure 7: Prompts for *GPT-4 + Caption Evaluation*

## F.7 EVALUATION RESULTS OF CLAUDE-3-OPUS AS THE JUDGE

The evaluation result using Claude-3-Opus as the judge is shown in Table 13.

Models	Perception	Understanding	Applying	Analyzing	Evaluation	Creation	Win Rates
Qwen-VL-Chat	31/21/18	37/24/49	25/20/15	35/25/40	9/9/22	11/11/18	0.35
LVIS	26/17/27	30/35/45	15/26/19	34/28/38	11/14/15	11/12/17	0.30
mPLUG-Owl2	18/18/34	28/24/58	13/24/23	19/27/54	11/8/21	8/9/23	0.23
MiniGPT-v2	20/16/34	23/28/59	11/23/26	23/22/55	11/6/23	4/9/27	0.22
SEED-LLaMA	17/12/41	10/21/79	13/17/30	11/20/69	7/4/29	1/7/32	0.14
InstructBLIP	12/18/40	13/14/83	10/11/39	11/22/67	6/7/27	2/7/31	0.13
Fuyu-8B	9/16/45	4/20/86	5/11/44	6/14/80	2/1/37	0/1/39	0.06
kosmos2	5/19/46	3/11/96	2/13/45	2/23/75	2/1/37	0/5/35	0.03
BLIP2	4/11/55	2/11/97	4/9/47	1/11/88	1/2/37	0/1/39	0.03

Table 13: Number of wins/ties/loses for each model on each level, adopting **LLaVA-v1.5-13B** as the anchor and **Claude-3-Opus** as the judge. Models are sorted by overall win rates in descending order.

	Evaluator 1	Evaluator 2	Evaluator 3	Evaluator 4
Evaluator 1	-	0.88	0.80	0.82
	-	(198/225)	(177/220)	(160/196)
Evaluator 2	0.88	-	0.85	0.83
	(198/225)	-	(181/212)	(161/194)
Evaluator 3	0.80	0.85	-	0.81
	(177/220)	(181/212)	-	(153/189)
Evaluator 4	0.82	0.83	0.81	-
	(160/196)	(161/194)	(153/189)	-

Table 14: Pairwise Agreement among Human Evaluators.

Prompts for *GPT-4 + Detection* Evaluation**Prompt:**

### You are an excellent evaluator.

### Your assignment involves providing evaluations for given responses.

### Each question will consist of a *\*list of objects\** about an image, a *\*question\** and *\*two corresponding answers\**. Your task is to discern which response is superior based on the *\*\*quality of the answer\*\** and its alignment w.r.t the objects.

### Each object in the object list will contains three keys, "bbox", "conf", "label"

#### "bbox" is a list of four numbers, which are the coordinates of the bounding box of the object in the image, the order is [x1, y1, x2, y2], where (x1, y1) is the top left corner of the bounding box, (x2, y2) is the bottom right corner of the bounding box.

#### "conf" is a number, which is the confidence of the object detection model.

#### "label" is a string, which is the label of the object.

### There are only two situations where you may choose 'unable to decide':

#### Situation one: The question type is 'close-ended' and both answers are correct or wrong.

#### Situation two: Both answers contain considerable factual errors or ethical issues.

### Otherwise, you should always choose a better answer by responding 'Answer1' or 'Answer2'.

~~~Object List

{object\_list}

~~~

~~~Question

{question}

~~~

~~~Answer1

{answer1}

~~~

~~~Answer2

{answer2}

~~~

### You should ONLY output your vote 'Answer1', 'Answer2', 'unable to decide: situation one', or 'unable to decide: situation two' in the last line.

Figure 8: Prompts for *GPT-4 + Detection* Evaluation