

LM-Cocktail: Resilient Tuning of Language Models via Model Merging

Shitao Xiao [♠] Zheng Liu ^{♠*} Peitian Zhang [♠] Xingrun Xing [♣]

[♠] Beijing Academy of Artificial Intelligence

[♣] Institute of Automation, Chinese Academy of Sciences

stxiao@baai.ac.cn {zhengliu1026, namespace.pt}@gmail.com
xingxingrun2023@ia.ac.cn

Abstract

The pre-trained language models are continually fine-tuned to better support downstream applications. However, this operation may result in significant performance degeneration on general tasks beyond the targeted domain. To overcome this problem, we propose **LM-Cocktail** which enables the fine-tuned model to stay resilient in general perspectives. Our method is conducted in the form of model merging, where the fine-tuned language model is merged with the pre-trained base model or the peer models from other domains through weighted average. Despite simplicity, LM-Cocktail is surprisingly effective: the resulted model is able to achieve a strong empirical performance in the whole scope of general tasks while preserving a superior capacity in its targeted domain. We conduct comprehensive experiments with LLaMA and BGE models on popular benchmarks, including FLAN, MMLU, MTEB, whose results validate the efficacy of our proposed method. The code and checkpoints are available at <https://github.com/FlagOpen/FlagEmbedding>.

1 Introduction

Language models (LM) are fundamental pillars of artificial intelligence and natural language processing. Thanks to the considerable expansion of training scale and model size (Devlin et al., 2018; Liu et al., 2019; Raffel et al., 2020; Radford et al., 2019; Brown et al., 2020), language models have made remarkable breakthroughs on a wide variety of NLP tasks, including representation, understanding, reasoning, and generation. In recent years, language models have been used as a crucial building block for many applications, such as information retrieval, conversational systems, and autonomous AI agents. In many of the applications, language models are frequently used via the “pre-training and fine-tuning” paradigm. Particularly, a generalist LM is pre-trained in the first place through an

unsupervised or general-purpose supervised learning process (Brown et al., 2020; Touvron et al., 2023; Wei et al., 2022, 2021; Ouyang et al., 2022); then, the pre-trained generalist model is fine-tuned to be a specialist model for a down-stream task on top of certain in-domain data.

Despite the improved performance in each particular application, the fine-tuning operation could lead to severe degeneration of LM’s general capabilities beyond the targeted domain. Such a phenomenon is commonly referred as catastrophic forgetting (Goodfellow et al., 2013; Kirkpatrick et al., 2017; Thompson et al., 2019; Chen et al., 2020). As shown in Figure 1, fine-tuning LLaMA model on the target task can significantly improve its performance on the target task, but decrease its performance on other unrelated tasks. In many real-world scenarios, catastrophic forgetting is unwelcome because language models need to exhibit both specialist and generalist characteristics simultaneously (Roziere et al., 2023; Chen et al., 2021; Singhal et al., 2022).

The combat against catastrophic forgetting represents a sustained campaign within the machine learning communities, where numerous approaches have been continually proposed in recent years. There are two representative strategies which are widely adopted as the designing logic by many existing methods. One strategy is to rely on experience replay, where the model is learned with the mixed training data from both the new task and the previous tasks (Rolnick et al., 2019; Shin et al., 2017). The other strategy is to leverage regularization, where the changes in predictions or weights are regularized between the newly fine-tuned model and the historical pre-trained one (Kirkpatrick et al., 2017; Li and Hoiem, 2017; Rannen et al., 2017). However, it remains to explore more effective methods in the context of fine-tuned language models given the practical constraints of the existing methods. On one hand, it is infeasible to fully collect

*Correspondence author

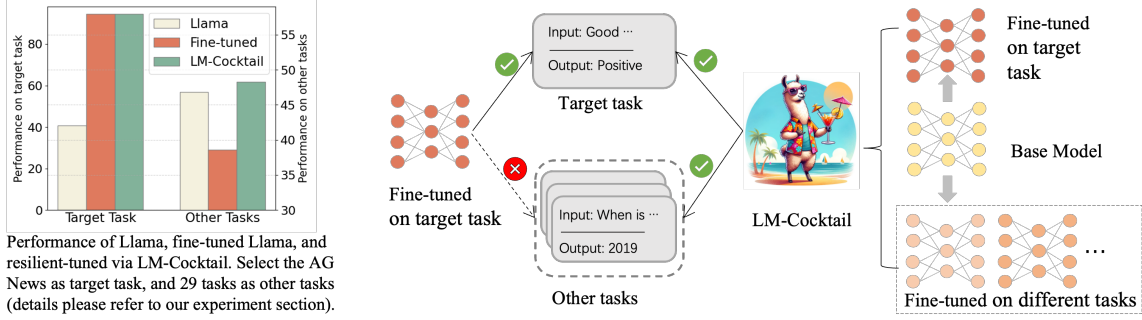


Figure 1: The illustration of LM-Cocktail. Fine-tuning for the target task will lead to severe degeneration of LM’s general capabilities beyond the targeted domain. LM-Cocktail can increase accuracy on new target tasks while maintaining its accuracy on other tasks.

the training samples for all previous tasks, and have the model trained over again on the historical data once a new task is presented. On the other hand, the regularization may result in major changes to the existing fine-tuning operations, which could be incompatible with the well-established fine-tuning pipeline.

In this work, we aim to design an effective framework to confront catastrophic forgetting, which will enable the fine-tuned language models to stay resilient in general tasks. Besides, we also expect the new framework to be more practical, which means it must be simple to conduct and fully compatible with the common model training workflow.

With these considerations, we propose a new approach, called LM-Cocktail, which continually adapts well-fine-tuned language models on top of model merging (Wortsman et al., 2022a). LM-Cocktail is a general paradigm, which can work under several different conditions. In the simplest form, it directly merges the fine-tuned model with the pre-trained base model to improve the general capabilities of the fine-tuned model. It can further accommodate more peer models fine-tuned for other general domains, and result in stronger empirical performances on top of merging weights estimated by few-shot validation examples. Finally, even at the absence of fine-tuning data, the merging strategy can be still applied to the remaining pre-trained base model and the fine-tuned models in other general domains for a competitive resilience.

Our proposed method leads to a couple of immediate advantages given its working mechanism. First of all, LM-Cocktail is extremely *simple*: the mixing weights can be directly derived from validation samples where no expensive training operations are needed. Secondly, LM-Cocktail is fully *compatible* with the existing training pipeline, knowing that it simply works as a post-refinement

step following the fine-tuning process. Above all, LM-Cocktail is *empirically competitive*. According to our evaluations on three representative benchmarks, including FLAN (Wei et al., 2021), MMLU (Hendrycks et al., 2020), and MTEB (Muennighoff et al., 2022), LM-Cocktail achieves a strong resilience in general domain tasks while preserving a superior fine-tuning performance on its targeted domain. Finally, LM-Cocktail turns out to be universally applicable: it can substantially contribute to both the decoder-based LM in language generation tasks and the encoder-based LM in language representation tasks.

2 LM-Cocktail

2.1 General Paradigm

As a prerequisite condition, we are given a base language model, denoted as \mathcal{M}_b , which are well pre-trained for general applications. Typical examples of the base model can be Llama-Chat (Touvron et al., 2023) and FLAN-PaLM (Chung et al., 2022), which are LLMs learned from massive unsupervised learning and general-purpose supervised fine-tuning. The base LM is continually fine-tuned to support one targeted down-stream task (t) with domain-specific training samples \mathbf{X}_t , which results in the fine-tuned model for the corresponding task: \mathcal{M}_t .

However, the fine-tuned model \mathcal{M}_t is prone to degenerate empirical performances (catastrophic forgetting) on other general domains beyond the targeted domain t . The goal of LM-Cocktail is to maintain the general capabilities when fine-tuning on the target task. The core of **LM-Cocktail** is combining multiple models (with the same architecture but different weights) into a unified one by aggregating the weights from different models. In this way, the resilient fine-tuned model can integrate

the strengths from multiple individual models.

To derive the appropriate model merging strategy for LM-Cocktail, there are two fundamental problems to solve: 1) which group of candidate models to merge, 2) how to determine the merging weights. Knowing that the resilient fine-tuned LM is to restore the degenerated performances in general domains, there are two sources of candidate models to consider. One source is the pre-trained base model \mathcal{M}_b , the other source is the entire group of fine-tuned models in other domains ($\{\mathcal{M}_d\}_{\mathcal{D}}$). Without loss of generality, we derive the following form of merging function:

$$\mathcal{M}_r \leftarrow \alpha \mathcal{M}_t + (1 - \alpha) \sum_{\mathcal{M}_b, \{\mathcal{M}_d\}_{\mathcal{D}}} w_i * \mathcal{M}_i, \quad (1)$$

where \mathcal{M}_r is the merged model, α is a hyperparameter whose default value is 0.5, and w_i indicates the merging weight which has been normalized: $\sum_i w_i = 1$. For our case, we require the merged model to preserve strong capacity as the directly fine-tuned model in its targeted domain while improving the general domain performance. Therefore, the candidate models' performances in the targeted domain are the critical indicators of merging weights. Based on this intuition, we introduce the following form of weight computation:

$$w_i \leftarrow \text{softmax}(-\mathcal{L}(\mathcal{M}_i, E_t)/\tau). \quad (2)$$

In this function, $\mathcal{L}(\mathcal{M}_i, E_t)$ stands for the prediction loss of candidate model \mathcal{M}_i on the few-shot examples E_t from the targeted domain t , τ is the temperature to control the smoothness. That is to say, the larger loss on the targeted domain, the smaller weight is allocated to the candidate model. So we can give lower coefficients to models that perform very badly in the target task. The few-shot examples are a tiny group of hold-back samples from the targeted domain. According to our empirical study, 5-shot examples have been sufficiently competitive throughout different settings.

2.2 Variations

The general form of LM-Cocktail in Eq 1 requires the presence of three elements: the base model \mathcal{M}_b , the fine-tuned model for the targeted domain \mathcal{M}_t , and the fine-tuned models in other general domains $\{\mathcal{M}_d\}_{\mathcal{D}}$. Nevertheless, the general requirement can be largely relaxed to accommodate different real-world settings. Here, we introduce two common variational forms to confront the situations

where either diverse general-domain specialists or targeted domain fine-tuning is not available.

- **Mono-Specialist.** When the diverse fine-tuned models in general domains are absent, the merging function is simplified as the combination of base model \mathcal{M}_b and the mono-specialist model from the targeted domain \mathcal{M}_t :

$$\mathcal{M}_r \leftarrow \alpha \mathcal{M}_t + (1 - \alpha) \mathcal{M}_b. \quad (3)$$

Given that fine-tuned model \mathcal{M}_t typically exhibits significantly lower loss compared to other models, we did not employ Eqn 2 to calculate weights; instead, we introduce a hyperparameter α . Experimental results demonstrate that simply setting α to 0.5 yields promising outcomes.

- **Without Fine-tuning.** The fine-tuning in the targeted domain can be constrained due to the absence of domain-specific data or computation resources. In this situation, the merging function is transformed into the combination of base model and fine-tuned model from general domains:

$$\mathcal{M}_r \leftarrow \sum_{\mathcal{M}_b, \{\mathcal{M}_d\}_{\mathcal{D}}} w_i * \mathcal{M}_i.$$

In this place, we assume the few-shot examples E_t for merging weights (Eq. 2) are always available, which is a very moderate condition in practice. In this manner, we obviate the need for training any new models; instead, by incurring minimal costs, we can seamlessly integrate existing models to obtain a model tailored for downstream tasks.

3 Experimental setup

We conducted experiments with two types of models: decoder-based LM and encoder-based LM. We fine-tuned 9 encoder-based models and 9 decoder-based models separately, and then evaluated the performance of fine-tuned models and resilient-tuned models. Following are the detailed experimental settings.

3.1 Decoder-based LM

- **Base Model.** We use Llama-2-chat-7b¹ (Touvron et al., 2023) as the base model, which has an impressive zero-shot ability on various tasks.

- **Fine-tune.** We use the datasets collected by (Cheng et al., 2023; Wang et al., 2023), which consist of 30 tasks from FLAN (Wei et al., 2022). We select 9 different tasks from it to fine-tune the

¹<https://huggingface.co/meta-llama/Llama-2-7b-chat-hf>

Fine-tune on	Performance on	Llama	Fine-tuned	LM-Cocktail ₂	LM-Cocktail ₁₀
AG News	AG News	40.80	94.42	94.46	94.41
	Other tasks	46.80	38.58	47.73	48.32
Common Gen	Common Gen	21.14	39.20	41.22	41.45
	Other tasks	47.48	46.90	50.88	58.57
MNLI	MNLI	32.14	87.90	88.88	89.23
	Other tasks	47.10	47.49	53.53	56.31
Winogrande	Winogrande	60.93	75.45	77.90	77.03
	Other tasks	46.11	47.33	50.52	58.52
MRPC	MRPC	31.86	85.78	73.77	80.88
	Other tasks	47.11	36.45	39.56	42.77
NQ	NQ	0.00	29.09	29.25	29.64
	Other tasks	48.21	52.19	54.58	60.28
SQuAD	SQuAD	0.06	86.77	85.67	86.94
	Other tasks	48.21	49.48	51.64	54.09
SST2	SST2	63.30	95.53	96.56	96.56
	Other tasks	46.02	38.94	41.63	45.03
Hellaswag	Hellaswag	71.58	77.20	79.00	78.61
	Other tasks	45.74	46.10	48.95	57.87

Table 1: A comparative performance analysis between base model Llama, fine-tuned model, and resilient-tuned model via LM-Cocktail. LM-Cocktail₂ is produced by merging the base model and fine-tuned model, while LM-Cocktail₁₀ merges fine-tuned model, base model, and other models fine-tuned on 8 different tasks. There are a total of 30 test tasks, and "Others tasks" refers to the remaining 29 tasks after the corresponding task is removed.

base model, including NQ, SQuAD, Hellaswag, SST2, Winogrande, CommonGen, MRPC, AG News, and MNLI. For more information of training data please refer to Appendix A. The fine-tuned code is based on FastChat package². The learning rate is 2e-5, the batch size is 128, and the max number of epochs is 3.

- **Evaluation.** We evaluate the performance on the test set of 30 tasks collected by (Cheng et al., 2023; Wang et al., 2023). The test data for fine-tuning tasks (NQ, SQuAD, Hellaswag, SST2, Winogrande, CommonGen, MRPC, AG News, and MNLI) are also included in this collection. The detailed metric for each task can refer to (Wang et al., 2023). Besides, we also conduct experiments on additional tasks from MMLU datasets, which is a widely used benchmark for LLMs.

3.2 Encoder-based LM

- **Base Model.** We choose the bge-base-v1.5 embedding model³ (Xiao et al., 2023) as the base model for embedding tasks, which can map text into embedding representation.

- **Fine-tune.** We select 9 datasets from sentence

transformers repo⁴, including GooAQ, Yahoo Answers, MSMarco, Stack Exchange, ELI5, SQuAD, AmazonQA, Quora, HotpotQA. Appendix A shows the details of training data. We fine-tune BGE model on these datasets with FlagEmbedding tool⁵. We use the AdamW optimizer with a learning rate of 2e-5. The batch size is 256, and the temperature for contrastive learning is 0.02.

- **Evaluation.** We evaluate the models with the 15 retrieval tasks in mteb benchmark (Muennighoff et al., 2022), and use NDCG@10 as the evaluation metric. The test data of 3 fine-tuning tasks: MS-Marco, HotpotQA and Quora are included in this benchmark. For the purpose of facilitating training and testing across various tasks, we don't add the default query instruction from (Xiao et al., 2023).

4 Experimental Results

In this section, we show the experimental results and represent the key findings. Firstly, we compare the performance of fine-tuned models and resilient-tuned models. Next, we evaluate the performance of LM-Cocktail when fine-tuning on target task is unavailable. Finally, we investigate the impact of

²<https://github.com/lm-sys/FastChat>

³<https://huggingface.co/BAAI/bge-base-en-v1.5>

⁴<https://huggingface.co/datasets/sentence-transformers/embedding-training-data>

⁵<https://github.com/FlagOpen/FlagEmbedding>

weight α and the number of examples.

4.1 Overall Comparison

Our experiments compare the performance of base models, corresponding fine-tuned models, and models resilient-tuned via LM-Cocktail. For each fine-tuned model, we measure its performance on the specific target task as well as its performance on other tasks. We also tested models resilient-tuned using our method, which include two variants: (1) **LM-Cocktail₂**: merge the fine-tuned model with the base model; (2) **LM-Cocktail₁₀**: merge 10 models, including model fine-tuned on target task, base model, other the remaining eight fine-tuned models from section 3.1. We have summarized the results in Table 1 and 2. For detailed results for each test task please refer to Appendix B.1.

4.1.1 Analysis on decoder-based LM

From Table 1, we have following observations: (1) the fine-tuned model demonstrates significant improvement over the base model in the corresponding task. For example, the model fine-tuned on AG News achieves an accuracy of 94.42% in the corresponding task, whereas the base model only achieves 40.9% accuracy on the same task. (2) However, this gain comes at a cost: in other tasks, the fine-tuned model often lags behind the performance of the base model. For example, the accuracy of the fine-tuned model on other tasks is only 38.58%, substantially lower than the 46.8% accuracy of the base model. (3) In contrast, LM-Cocktail₂ maintains effectiveness in its corresponding task (94.46% in AG News task) while also demonstrating competitive performance in other tasks (47.73%). And LM-Cocktail₁₀ further enhances the performance of other tasks (the accuracy increases from 38.58% to 48.32% after merging). In most of the cases, LM-Cocktail₂ and LM-Cocktail₁₀ even outperform the base model on other tasks. This finding demonstrates that our approach can integrate the strengths of models to be merged, and even surpass them in performance. (4) Besides, fine-tuning on some tasks (e.g., NQ) can enhance performance not only on the corresponding task but also on other tasks; our proposed method remains effective on these tasks: LM-Cocktail achieves higher accuracy both in target task and other tasks. These findings demonstrate the versatility of our approach.

4.1.2 Analysis on encoder-based LM

The results of encoder models are shown in Table 2. We can observe the same trend in the section 4.1.1: The fine-tuned model achieves significant improvement over the base model in the corresponding task but has a lower accuracy on other unrelated tasks. LM-Cocktail₂ significantly enhances performance in downstream tasks while maintaining performance in other unrelated tasks. LM-Cocktail₁₀ further improves the general ability by merging the models fine-tuned on different tasks. These results show the applicability of LM-Cocktail for both generative models and representation models, validating the universality of our proposed methodology.

4.2 LM-Cocktail without Fine-tuning

In many scenarios, fine-tuning on the target domain is not always available. For example, if there is not enough training dataset for a new task, fine-tuning a specialist model specific to this task is unfeasible. Besides, fine-tuning a separate model for each task is costly and inflexible, especially when fine-tuning large language models. We report the performance of LM-Cocktail without fine-tuning in Table 3 and 4

4.2.1 Analysis on Decoder-based LM

To evaluate the performance on tasks which haven't been seen in fine-tuning, we introduce additional tasks from MMLU benchmark. There are 57 tasks in MMLU, which are different from the fine-tuning tasks in section 3.1. We use the evaluation script and five-shot examples from the widely used framework EleutherAI⁶.

The results are summarized in Table 3. "Llama-ICL" indicates the results using in-context learning with five examples. For Multitask-learning, we merge all training data from 9 fine-tune tasks (see section 3.1) and fine-tune the Llama on this multitask datasets. For LM-Cocktail, we use the official 5 examples to compute weights and tune a new model for each task by merging 9 fine-tuned models and the base model. Inspired by LoraHub (Huang et al., 2023), we also compare an alternative method to compute weight: using black-box optimization in (Huang et al., 2023) to find the optimal weight assignment. We use LM-Cocktail_{blackbox} to denote this variant. Besides, we aggregate all examples from each task to com-

⁶<https://github.com/EleutherAI/lm-evaluation-harness>

Fine-tune on	Performance on	BGE	Fine-tuned	LM-Cocktail ₂	LM-Cocktail ₁₀
HotpotQA	HotpotQA	71.81	75.96	74.78	74.67
	Other tasks	49.81	47.49	49.98	50.64
Quora	Quora	88.90	90.31	89.93	89.81
	Other tasks	48.59	47.43	48.09	49.11
MSMarco	MSMarco	41.15	42.23	42.01	41.88
	Other tasks	52.00	51.98	52.71	53.22

Table 2: A comparative performance analysis between base model BGE, fine-tuned model, and resilient-tuned model via LM-Cocktail. LM-Cocktail₂ is produced by merging the base model and fine-tuned model, while LM-Cocktail₁₀ merges fine-tuned model, base model, and other models fine-tuned on 8 different tasks. There are a total of 15 test tasks, and "Others tasks" refers to the remaining 14 tasks after the corresponding task is removed.

pute merging weights, and produce a unified model named LM-Cocktail^u for all tasks, rather than generate a separate model for each task.

There are some key findings:

- The performance of multitask-learning is inferior to the original llama model. This shows fine-tuning will compromise the overall generality of the original model, and also indicates there is no direct correlation between these fine-tuning datasets and the tasks listed on the MMLU.
- LM-Cocktail achieves higher accuracy than the Llama and Llama-ICL. Despite there are no fine-tuning datasets related to MMLU tasks, our approach demonstrates a significant improvement in performance via merging fine-tuned models. LM-Cocktail merely involves recombining existing models without the need for additional model training. Furthermore, it does not introduce any latency to the inference process, while the Llama-ICL needs to process more tokens because of the added few-shot prompt.
- In comparison to black-box optimization, our method to compute weight is simpler yet highly effective. We observed that black-box optimization methods struggle to ensure the sum of weights equals 1, leading to suboptimal performance.
- The unified model LM-Cocktail^u also shows superior performance, which demonstrates the proposed method is capable of simultaneously handling multiple new tasks. Besides, we further investigate the impact of the number of examples in section 4.4.

4.2.2 Analysis on Encoder-based LM

Following the setting in section 4.2.1, we compare the performance of the original BGE model,

multitask-learning model, and LM-Cocktail with different methods to mix models. We collect 9 fine-tuned models from section 3.2. For evaluation, we excluded tasks which has been fine-tuned in section 3.2 (i.e., HotpotQA, MSMATCO, and Quora). As reported in Table 4, LM-Cocktail achieves higher accuracy than other models. It demonstrates that we can improve the accuracy of the new task by only mixing existing language models.

4.3 Impact of Weight α

In this section, we conduct a performance comparison under various weights α . To eliminate the influence of other factors, we conducted experiments in the simplest configuration: merging the fine-tuned model and base model based on the weight α .

The results of decoders are shown in Figure 2, and the results of encoder models can be seen in Appendix B.2. We incrementally varied the hyperparameter α from 0 to 1, and evaluated the model’s performance on the target task as well as other unrelated tasks. It can be observed that by changing the weights of the fine-tuned model, we can significantly improve the accuracy on other tasks, even surpassing that of the base model, while ensuring that the accuracy on the target task does not decline.

4.4 Analysis on Number of Examples

Additionally, we investigate the effect of the number of examples. Given some specialist models from other tasks, LM-Cocktail needs a few examples for new task to compute the merging weights, and merge these specialist models via weighted sum. Then the merged model can be used to enhance the model fine-tuned on new task or directly perform the new task. In this section, we evaluate the performance of merged models on new tasks following the setting in section 4.2. For decoder-based model, a total of 285 examples are provided

Dataset	Llama	Llama-ICL	Multitask-learning	LM-Cocktail _{blackbox}	LM-Cocktail	LM-Cocktail ¹⁰ _{blackbox}	LM-Cocktail ¹⁰
Avg	45.87	46.65	32.88	42.28	48.01	47.46	48.21
abstract-algebra	28.0	30.0	21.0	29.0	35.0	33.0	34.0
anatomy	42.96	42.22	34.07	45.19	46.67	46.67	48.15
astronomy	44.08	48.03	34.21	46.05	46.05	44.08	47.37
business-ethics	42.0	42.0	41.0	50.0	46.0	52.0	48.0
clinical-knowledge	50.57	51.32	39.62	47.92	51.32	51.7	51.32
college-biology	50.0	52.78	27.08	41.67	52.08	49.31	51.39
college-chemistry	23.0	26.0	31.0	19.0	29.0	29.0	29.0
college-computer-science	29.0	37.0	37.0	33.0	46.0	43.0	45.0
college-mathematics	29.0	33.0	36.0	29.0	31.0	35.0	31.0
college-medicine	38.15	40.46	31.79	28.32	40.46	39.31	40.46
college-physics	21.57	24.51	20.59	21.57	19.61	19.61	19.61
computer-security	59.0	54.0	40.0	59.0	55.0	49.0	57.0
conceptual-physics	38.3	38.72	29.79	38.72	39.57	39.57	40.0
econometrics	28.95	33.33	22.81	28.07	26.32	35.09	28.07
electrical-engineering	42.76	43.45	34.48	33.1	46.9	44.14	47.59
elementary-mathematics	27.25	28.04	21.16	28.84	26.46	26.72	26.72
formal-logic	22.22	25.4	35.71	28.57	25.4	24.6	25.4
global-facts	41.0	31.0	26.0	37.0	35.0	33.0	35.0
high-school-biology	46.45	52.58	33.23	35.16	53.87	53.55	53.87
high-school-chemistry	30.54	33.99	21.67	30.05	32.02	32.51	31.53
high-school-computer-science	39.0	46.0	30.0	37.0	40.0	41.0	40.0
high-school-european-history	60.61	56.97	32.12	51.52	63.03	63.64	64.85
high-school-geography	57.07	59.6	33.33	55.56	60.1	61.62	59.09
high-school-government-and-politics	70.47	67.36	38.34	39.38	70.98	66.84	70.98
high-school-macroeconomics	39.23	41.54	31.79	38.21	45.64	44.1	44.87
high-school-mathematics	26.3	23.7	22.96	25.19	24.81	24.44	24.81
high-school-microeconomics	36.55	43.7	31.93	36.55	41.6	40.34	41.6
high-school-physics	25.83	28.48	29.8	27.81	29.14	30.46	29.14
high-school-psychology	59.63	64.04	33.94	60.0	65.32	65.87	64.77
high-school-statistics	23.61	31.48	36.57	25.46	28.24	30.09	28.7
high-school-us-history	65.2	66.18	38.24	65.2	65.69	66.67	64.71
high-school-world-history	61.18	66.24	35.02	57.81	66.24	65.82	65.4
human-aging	58.74	57.4	36.77	55.61	58.74	54.26	58.74
human-sexuality	54.96	48.09	38.17	29.01	57.25	55.73	56.49
international-law	59.5	57.02	42.15	48.76	61.16	58.68	60.33
jurisprudence	55.56	57.41	34.26	52.78	49.07	50.93	50.93
logical-fallacies	58.28	53.99	29.45	57.67	55.21	55.83	54.6
machine-learning	36.61	35.71	28.57	33.04	39.29	41.07	41.96
management	64.08	67.96	43.69	61.17	68.93	66.99	68.93
marketing	73.5	74.36	48.29	73.5	76.5	70.94	76.07
medical-genetics	46.0	53.0	32.0	49.0	50.0	51.0	49.0
miscellaneous	66.16	66.54	38.19	65.13	68.58	65.52	69.6
moral-disputes	50.87	52.89	28.32	44.22	49.42	49.13	50.0
moral-scenarios	24.25	21.34	24.8	23.35	24.25	24.25	24.25
nutrition	50.0	51.96	40.85	47.71	54.58	50.0	54.9
philosophy	51.77	56.91	30.87	47.59	54.02	53.7	53.05
prehistory	51.85	56.79	31.79	51.85	51.85	49.38	51.23
professional-accounting	34.75	35.46	29.08	34.75	37.23	36.52	37.94
professional-law	34.55	33.31	27.71	31.03	36.11	36.31	36.05
professional-medicine	40.44	34.19	29.41	25.37	43.01	44.85	43.75
professional-psychology	44.93	47.55	29.74	42.32	45.92	44.61	45.59
public-relations	53.64	51.82	30.0	38.18	56.36	54.55	56.36
security-studies	49.8	45.71	27.76	48.57	55.1	57.14	56.33
sociology	71.14	57.21	46.27	47.76	71.64	74.63	72.14
us-foreign-policy	73.0	68.0	42.0	67.0	71.0	67.0	73.0
virology	45.78	43.37	34.34	43.98	46.39	42.77	46.99
world-religions	64.91	67.84	37.43	61.99	70.18	67.84	70.18

Table 3: Results of merging decoder models from other tasks.

in MMLU datasets, and we randomly sample 5, 50, and 100 examples from the entire set to merge the specialist models, and test their performance. For encoder-based model, there are a total of 115 examples, and we also sample a subset to evaluate its performance. The average metric is reported in Table 5.

As shown in Table 5, Our approach achieves satisfactory performance using only five examples, and performance further improves with an increase in the number of examples. However, beyond fifty examples, the performance improvement becomes significantly limited.

5 Related Work

5.1 Fine-tuning of Language Model

Fine-tuning large-scale pre-trained language models with task-specific labeled data can further

enhance their corresponding abilities, which become commonplace in natural language processing (Dodge et al., 2020). However, catastrophic forgetting problem generally exists in the continual fine-tuning of different language models (Luo et al., 2023): Fine-tuning can improve the performance of the target domain, but significantly undermine the language models’ general capabilities beyond their target domain. One solution is to add the data from previous tasks to maintain the previous abilities (Rolnick et al., 2019; Shin et al., 2017; Rebuffi et al., 2017). Some regularization-based methods also have been proposed to alleviate this problem, where the updating of model parameters is regularized to preserve the general capability of the pre-trained model (Kirkpatrick et al., 2017; Li and Hoiem, 2017; Rannen et al., 2017). Different from adding previous data, our method has no additional costs for training. Moreover, unlike regularization-

Dataset	BGE	Multitask-learning	LM-Cocktail ^{blackbox}	LM-Cocktail	LM-Cocktail ^u _{blackbox}	LM-Cocktail ^u
ArguAna	63.61	59.18	61.43	64.34	65.07	64.31
ClimateFEVER	29.51	25.8	10.65	29.5	29.94	29.17
DBPedia	40.56	39.77	21.13	40.37	40.46	40.83
FEVER	83.66	73.76	83.91	86.07	84.21	86.1
FiQA2018	39.11	41.7	38.53	41.89	39.2	42.05
NFCorpus	36.83	37.49	36.99	37.66	36.7	37.64
NQ	51.05	53.25	50.95	53.47	50.75	53.4
SCIDOCS	21.48	21.04	21.87	22.55	21.95	22.31
SciFact	73.81	73.82	74.31	75.14	73.31	75.12
Touche2020	19.54	22.96	19.31	20.9	20.56	20.54
TRECCOVID	67.18	74.51	71.73	71.19	71.3	70.32
CQADupstack	41.04	42.74	39.72	43.03	40.9	43.03
Avg	47.28	47.17	44.21	48.84	47.86	48.73

Table 4: Results of merging decoder models from other tasks.

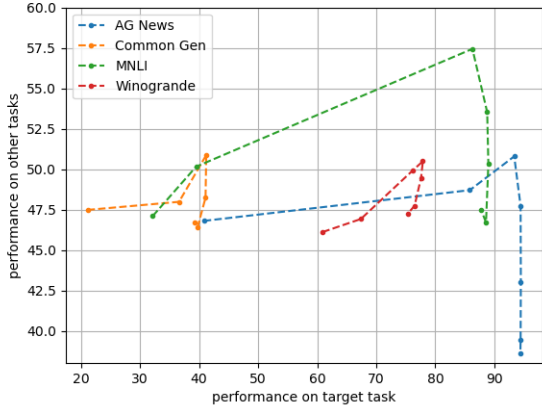


Figure 2: Performance with different α .

Model Type	5	50	100	All
Decoder	47.61	48.13	48.20	48.21
Encoder	48.67	48.76	48.77	48.73

Table 5: The performance with different number of examples

based methods, our proposed method requires no modification to the standard fine-tuning process.

5.2 Model Merging

Ensembling the outputs of many models is a popular technique for improving the accuracy of deep learning models (Lakshminarayanan et al., 2017; Ovadia et al., 2019; Hastie et al., 2009). However, this method requires each model to do a separate inference, which significantly increases computational costs. Instead of ensembling the outputs of models, model merging averages the weights of multiple models to improve the performance of a single model, which requires no extra computation at inference time (Wortsman et al., 2022a; Ilharco et al., 2022a). Wortsman et al. (Wortsman et al., 2022a) find that averaging the weights of models fine-tuned with different hyper-parameter configurations can often improve

accuracy. Some researchers propose more complex methods to align the parameters of different models and merge them (Nguyen et al., 2021; Matena and Raffel, 2022; Jin et al., 2022). Prateek et.al and Yu et.al propose to delete the redundant values in the delta parameter before model merging (Yadav et al., 2023; Yu et al., 2023). These methods may also be helpful for the LM-Cocktail, and we leave them for future work.

One direction relevant to our work is applying model merging in robust fine-tuning. Wortsman et al. (Wortsman et al., 2022b) and Ilharco (Ilharco et al., 2022b) both find that the fine-tuned clip (Radford et al., 2021) model substantially improves accuracy on a given target distribution but reduces robustness to distribution shifts. They address this problem by ensembling the weights of the fine-tuned model and base pre-trained model. Unlike these methods, we propose to utilize both base pre-trained model and the specialist models from other tasks. In this way, our proposed method can function in situations where fine-tuning is not feasible. To merge the multiple models, we also design a method to compute the merging weights based on a few examples.

The other related direction is utilizing model merging to do cross-task generalization. For the target task, Wu et al. (Wu et al., 2023) aggregates the parameters of lightweight task-specific experts which are learned from similar tasks, and the task similarity is computed based on the fisher information matrix. Some works also have been proposed to merge prompt embeddings from lots of source tasks to the target domain (Vu et al., 2021; Poth et al., 2021; Sun et al., 2023). However, these methods need enough data to train the router function or compute the similarity between tasks. The most closely related work to ours is LoRAHub (Huang et al., 2023). Given a few examples, it uses the black-box optimization tool Shiwa (Liu et al., 2020) to combine multiple existing LoRA modules and

generate a new LoRA module. In contrast to LoRAHub, we merge entire model instead of Lora module, and aim to maintain the generalization ability after fine-tuning. We use the specialist models from other tasks to boost the performance of the fine-tuned model, and propose a new approach to compute weights instead of the black-box optimization method.

6 Conclusion

In this work, we introduce the LM-Cocktail, a simple method to improve performance on target tasks without decreasing accuracy on other unrelated tasks. LM-Cocktail produces a resilient-tuned model by weighted averaging the parameters from different models: the model fine-tuned on the target task, the pre-trained base model, and the peer models from other domains. The empirical results on both decoder and encoder models demonstrate that LM-Cocktail can achieve strong performance in the whole scope of general tasks while preserving a superior capacity in its targeted domain. We further demonstrated the effectiveness of LM-Cocktail when unable to fine-tune on domain-specific data. In such cases, our approach can merge existing models based on very few examples to enhance the accuracy of the target task.

References

- Tom Brown, Benjamin Mann, Nick Ryder, Melanie Subbiah, Jared D Kaplan, Prafulla Dhariwal, Arvind Neelakantan, Pranav Shyam, Girish Sastry, Amanda Askell, et al. 2020. Language models are few-shot learners. *Advances in neural information processing systems*, 33:1877–1901.
- Mark Chen, Jerry Tworek, Heewoo Jun, Qiming Yuan, Henrique Ponde de Oliveira Pinto, Jared Kaplan, Harri Edwards, Yuri Burda, Nicholas Joseph, Greg Brockman, et al. 2021. Evaluating large language models trained on code. *arXiv preprint arXiv:2107.03374*.
- Sanyuan Chen, Yutai Hou, Yiming Cui, Wanxiang Che, Ting Liu, and Xiangzhan Yu. 2020. Recall and learn: Fine-tuning deep pretrained language models with less forgetting. *arXiv preprint arXiv:2004.12651*.
- Daixuan Cheng, Shaohan Huang, Junyu Bi, Yuefeng Zhan, Jianfeng Liu, Yujing Wang, Hao Sun, Furu Wei, Denvy Deng, and Qi Zhang. 2023. [Uprise: Universal prompt retrieval for improving zero-shot evaluation](#).
- Hyung Won Chung, Le Hou, Shayne Longpre, Barret Zoph, Yi Tay, William Fedus, Eric Li, Xuezhi Wang, Mostafa Dehghani, Siddhartha Brahma, et al. 2022. Scaling instruction-finetuned language models. *arXiv preprint arXiv:2210.11416*.
- Jacob Devlin, Ming-Wei Chang, Kenton Lee, and Kristina Toutanova. 2018. Bert: Pre-training of deep bidirectional transformers for language understanding. *arXiv preprint arXiv:1810.04805*.
- Jesse Dodge, Gabriel Ilharco, Roy Schwartz, Ali Farhadi, Hannaneh Hajishirzi, and Noah Smith. 2020. Fine-tuning pretrained language models: Weight initializations, data orders, and early stopping. *arXiv preprint arXiv:2002.06305*.
- Ian J Goodfellow, Mehdi Mirza, Da Xiao, Aaron Courville, and Yoshua Bengio. 2013. An empirical investigation of catastrophic forgetting in gradient-based neural networks. *arXiv preprint arXiv:1312.6211*.
- Trevor Hastie, Robert Tibshirani, Jerome H Friedman, and Jerome H Friedman. 2009. *The elements of statistical learning: data mining, inference, and prediction*, volume 2. Springer.
- Dan Hendrycks, Collin Burns, Steven Basart, Andy Zou, Mantas Mazeika, Dawn Song, and Jacob Steinhardt. 2020. Measuring massive multitask language understanding. *arXiv preprint arXiv:2009.03300*.
- Chengsong Huang, Qian Liu, Bill Yuchen Lin, Tianyu Pang, Chao Du, and Min Lin. 2023. [Lorahub: Efficient cross-task generalization via dynamic lora composition](#).
- Gabriel Ilharco, Marco Tulio Ribeiro, Mitchell Wortsman, Suchin Gururangan, Ludwig Schmidt, Hannaneh Hajishirzi, and Ali Farhadi. 2022a. Editing models with task arithmetic. *arXiv preprint arXiv:2212.04089*.
- Gabriel Ilharco, Mitchell Wortsman, Samir Yitzhak Gadre, Shuran Song, Hannaneh Hajishirzi, Simon Kornblith, Ali Farhadi, and Ludwig Schmidt. 2022b. [Patching open-vocabulary models by interpolating weights](#). In *Advances in Neural Information Processing Systems*.
- Xisen Jin, Xiang Ren, Daniel Preotiuc-Pietro, and Pengxiang Cheng. 2022. Dataless knowledge fusion by merging weights of language models. *arXiv preprint arXiv:2212.09849*.
- James Kirkpatrick, Razvan Pascanu, Neil Rabinowitz, Joel Veness, Guillaume Desjardins, Andrei A Rusu, Kieran Milan, John Quan, Tiago Ramalho, Agnieszka Grabska-Barwinska, et al. 2017. Overcoming catastrophic forgetting in neural networks. *Proceedings of the national academy of sciences*, 114(13):3521–3526.
- Balaji Lakshminarayanan, Alexander Pritzel, and Charles Blundell. 2017. Simple and scalable predictive uncertainty estimation using deep ensembles. *Advances in neural information processing systems*, 30.

- Zhizhong Li and Derek Hoiem. 2017. Learning without forgetting. *IEEE transactions on pattern analysis and machine intelligence*, 40(12):2935–2947.
- Jialin Liu, Antoine Moreau, Mike Preuss, Jeremy Rapin, Baptiste Roziere, Fabien Teytaud, and Olivier Teytaud. 2020. Versatile black-box optimization. In *Proceedings of the 2020 Genetic and Evolutionary Computation Conference*, pages 620–628.
- Yinhan Liu, Myle Ott, Naman Goyal, Jingfei Du, Mandar Joshi, Danqi Chen, Omer Levy, Mike Lewis, Luke Zettlemoyer, and Veselin Stoyanov. 2019. Roberta: A robustly optimized bert pretraining approach. *arXiv preprint arXiv:1907.11692*.
- Yun Luo, Zhen Yang, Fandong Meng, Yafu Li, Jie Zhou, and Yue Zhang. 2023. An empirical study of catastrophic forgetting in large language models during continual fine-tuning. *arXiv preprint arXiv:2308.08747*.
- Michael S Matena and Colin Raffel. 2022. [Merging models with fisher-weighted averaging](#). In *Advances in Neural Information Processing Systems*.
- Niklas Muennighoff, Nouamane Tazi, Loïc Magne, and Nils Reimers. 2022. [Mteb: Massive text embedding benchmark](#). *arXiv preprint arXiv:2210.07316*.
- Dang Nguyen, Khai Nguyen, Nhat Ho, Dinh Phung, and Hung Bui. 2021. Model fusion of heterogeneous neural networks via cross-layer alignment. *arXiv preprint arXiv:2110.15538*.
- Long Ouyang, Jeffrey Wu, Xu Jiang, Diogo Almeida, Carroll Wainwright, Pamela Mishkin, Chong Zhang, Sandhini Agarwal, Katarina Slama, Alex Ray, et al. 2022. Training language models to follow instructions with human feedback. *Advances in Neural Information Processing Systems*, 35:27730–27744.
- Yaniv Ovadia, Emily Fertig, Jie Ren, Zachary Nado, David Sculley, Sebastian Nowozin, Joshua Dillon, Balaji Lakshminarayanan, and Jasper Snoek. 2019. Can you trust your model’s uncertainty? evaluating predictive uncertainty under dataset shift. *Advances in neural information processing systems*, 32.
- Clifton Poth, Jonas Pfeiffer, Andreas Rücklé, and Iryna Gurevych. 2021. What to pre-train on? efficient intermediate task selection. *arXiv preprint arXiv:2104.08247*.
- Alec Radford, Jong Wook Kim, Chris Hallacy, Aditya Ramesh, Gabriel Goh, Sandhini Agarwal, Girish Sastry, Amanda Askell, Pamela Mishkin, Jack Clark, et al. 2021. Learning transferable visual models from natural language supervision. In *International conference on machine learning*, pages 8748–8763. PMLR.
- Alec Radford, Jeffrey Wu, Rewon Child, David Luan, Dario Amodei, Ilya Sutskever, et al. 2019. Language models are unsupervised multitask learners. *OpenAI blog*, 1(8):9.
- Colin Raffel, Noam Shazeer, Adam Roberts, Katherine Lee, Sharan Narang, Michael Matena, Yanqi Zhou, Wei Li, and Peter J Liu. 2020. Exploring the limits of transfer learning with a unified text-to-text transformer. *The Journal of Machine Learning Research*, 21(1):5485–5551.
- Amal Rannen, Rahaf Aljundi, Matthew B Blaschko, and Tinne Tuytelaars. 2017. Encoder based lifelong learning. In *Proceedings of the IEEE international conference on computer vision*, pages 1320–1328.
- Sylvestre-Alvise Rebuffi, Alexander Kolesnikov, Georg Sperl, and Christoph H Lampert. 2017. icarl: Incremental classifier and representation learning. In *Proceedings of the IEEE conference on Computer Vision and Pattern Recognition*, pages 2001–2010.
- David Rolnick, Arun Ahuja, Jonathan Schwarz, Timothy Lillicrap, and Gregory Wayne. 2019. Experience replay for continual learning. *Advances in Neural Information Processing Systems*, 32.
- Baptiste Roziere, Jonas Gehring, Fabian Gloeckle, Sten Sootla, Itai Gat, Xiaoqing Ellen Tan, Yossi Adi, Jingyu Liu, Tal Remez, Jérémy Rapin, et al. 2023. Code llama: Open foundation models for code. *arXiv preprint arXiv:2308.12950*.
- Hanul Shin, Jung Kwon Lee, Jaehong Kim, and Jiwon Kim. 2017. Continual learning with deep generative replay. *Advances in neural information processing systems*, 30.
- Karan Singhal, Shekoofeh Azizi, Tao Tu, S Sara Mahdavi, Jason Wei, Hyung Won Chung, Nathan Scales, Ajay Tanwani, Heather Cole-Lewis, Stephen Pfohl, et al. 2022. Large language models encode clinical knowledge. *arXiv preprint arXiv:2212.13138*.
- Tianxiang Sun, Zhengfu He, Qin Zhu, Xipeng Qiu, and Xuan-Jing Huang. 2023. Multitask pre-training of modular prompt for chinese few-shot learning. In *Proceedings of the 61st Annual Meeting of the Association for Computational Linguistics (Volume 1: Long Papers)*, pages 11156–11172.
- Brian Thompson, Jeremy Gwinnup, Huda Khayrallah, Kevin Duh, and Philipp Koehn. 2019. Overcoming catastrophic forgetting during domain adaptation of neural machine translation. In *Proceedings of the 2019 Conference of the North American Chapter of the Association for Computational Linguistics: Human Language Technologies, Volume 1 (Long and Short Papers)*, pages 2062–2068.
- Hugo Touvron, Louis Martin, Kevin Stone, Peter Albert, Amjad Almahairi, Yasmine Babaei, Nikolay Bashlykov, Soumya Batra, Prajjwal Bhargava, Shruti Bhosale, Dan Bikel, Lukas Blecher, Cristian Canton Ferrer, Moya Chen, Guillem Cucurull, David Esiobu, Jude Fernandes, Jeremy Fu, Wenyin Fu, Brian Fuller, Cynthia Gao, Vedanuj Goswami, Naman Goyal, Anthony Hartshorn, Saghar Hosseini, Rui Hou, Hakan Inan, Marcin Kardas, Viktor Kerkez, Madian Khabsa,

Isabel Kloumann, Artem Korenev, Punit Singh Koura, Marie-Anne Lachaux, Thibaut Lavril, Jenya Lee, Diana Liskovich, Yinghai Lu, Yuning Mao, Xavier Martinet, Todor Mihaylov, Pushkar Mishra, Igor Molybog, Yixin Nie, Andrew Poulton, Jeremy Reizenstein, Rashi Rungta, Kalyan Saladi, Alan Schelten, Ruan Silva, Eric Michael Smith, Ranjan Subramanian, Xiaoqing Ellen Tan, Binh Tang, Ross Taylor, Adina Williams, Jian Xiang Kuan, Puxin Xu, Zheng Yan, Iliyan Zarov, Yuchen Zhang, Angela Fan, Melanie Kambadur, Sharan Narang, Aurelien Rodriguez, Robert Stojnic, Sergey Edunov, and Thomas Scialom. 2023. [Llama 2: Open foundation and fine-tuned chat models](#).

Tu Vu, Brian Lester, Noah Constant, Rami Al-Rfou, and Daniel Cer. 2021. Spot: Better frozen model adaptation through soft prompt transfer. *arXiv preprint arXiv:2110.07904*.

Liang Wang, Nan Yang, and Furu Wei. 2023. [Learning to retrieve in-context examples for large language models](#).

Jason Wei, Maarten Bosma, Vincent Zhao, Kelvin Guu, Adams Wei Yu, Brian Lester, Nan Du, Andrew M. Dai, and Quoc V Le. 2022. [Finetuned language models are zero-shot learners](#). In *International Conference on Learning Representations*.

Jason Wei, Maarten Bosma, Vincent Y Zhao, Kelvin Guu, Adams Wei Yu, Brian Lester, Nan Du, Andrew M Dai, and Quoc V Le. 2021. Finetuned language models are zero-shot learners. *arXiv preprint arXiv:2109.01652*.

Mitchell Wortsman, Gabriel Ilharco, Samir Ya Gadre, Rebecca Roelofs, Raphael Gontijo-Lopes, Ari S Morcos, Hongseok Namkoong, Ali Farhadi, Yair Carmon, Simon Kornblith, and Ludwig Schmidt. 2022a. [Model soups: averaging weights of multiple fine-tuned models improves accuracy without increasing inference time](#). In *Proceedings of the 39th International Conference on Machine Learning*, volume 162 of *Proceedings of Machine Learning Research*, pages 23965–23998. PMLR.

Mitchell Wortsman, Gabriel Ilharco, Jong Wook Kim, Mike Li, Simon Kornblith, Rebecca Roelofs, Raphael Gontijo Lopes, Hannaneh Hajishirzi, Ali Farhadi, Hongseok Namkoong, et al. 2022b. Robust fine-tuning of zero-shot models. In *Proceedings of the IEEE/CVF Conference on Computer Vision and Pattern Recognition*, pages 7959–7971.

Chengyue Wu, Teng Wang, Yixiao Ge, Zeyu Lu, Ruisong Zhou, Ying Shan, and Ping Luo. 2023. [pi-tuning: Transferring multimodal foundation models with optimal multi-task interpolation](#). In *International Conference on Machine Learning*, pages 37713–37727. PMLR.

Shitao Xiao, Zheng Liu, Peitian Zhang, and Niklas Muennighoff. 2023. [C-pack: Packaged resources to advance general chinese embedding](#).

Prateek Yadav, Derek Tam, Leshem Choshen, Colin Raffel, and Mohit Bansal. 2023. Resolving interference when merging models. *arXiv preprint arXiv:2306.01708*.

Le Yu, Bowen Yu, Haiyang Yu, Fei Huang, and Yongbin Li. 2023. Language models are super mario: Absorbing abilities from homologous models as a free lunch. *arXiv preprint arXiv:2311.03099*.

A Datasets used in fine-tuning

We fine-tune the Llama model on 9 different datasets, whose details are shown in Table 6. The details of datasets used to fine-tune BGE are shown in Table 7.

Dataset	# train	# test	Metric
NQ	30,000	3,610	Exact Match
SQuAD	30,000	10,570	Exact Match
Hellaswag	30,000	10,042	Accuracy
SST2	30,000	872	Accuracy
Winogrande	30,000	1,267	Accuracy
CommenGen	30,000	4,018	ROUGE-L
MRPC	3,668	408	Accuracy
AG News	30,000	7600	Accuracy
MNLI	30,000	9,815	Accuracy

Table 6: Statistics for the datasets used to fine-tune Llama.

Dataset	# train	# test	Metric
GooAQ	3,012,496	–	–
YahooAnswers	1,198,260	–	–
MSMarco	485,823	6,980	NDCG@10
StackExchange	293,951	–	–
ELI5	319,912	–	–
SQuAD	86,701	–	–
AmazonQA	1,095,290	–	–
Quora	60,202	10,000	NDCG@10
HotpotQA	84,516	7,405	NDCG@10

Table 7: Statistics for the datasets used to fine-tune BGE.

B More Experimental Results

B.1 Detailed results for each task

The detailed results for each task are reported in Table 8 and 9.

B.2 Impact of α for encoder-based LM

The performance of encoder-based LMs with different merging weight are shown in Figure 3.

Table 8: Results of merging fine-tuned model and base decoder model via LM-Cocktail. Overall, the merged models achieve higher accuracy than Llama and fine-tuned models.

Dataset	Llama 30B	AG-News	LM-Cocktail ₂	CommentGen	LM-Cocktail ₂	SQuAD	LM-Cocktail ₂	LM-Cocktail ₁₀	Wikipedia	LM-Cocktail ₂	LM-Cocktail ₁₀	HellaSwag	LM-Cocktail ₂	LM-Cocktail ₁₀	MNLI	LM-Cocktail ₂	LM-Cocktail ₁₀	MRPC	LM-Cocktail ₂	LM-Cocktail ₁₀	SSFD	LM-Cocktail ₂	LM-Cocktail ₁₀						
natural-questions	arc-e	51.59	41.65	51.08	60.21	60.47	66.51	68.39	65.58	65.33	68.86	68.84	68.84	68.92	71.71	55.56	60.8	66.05	60.0	59.87	65.37	52.52	34.97	42.11	48.37	45.41	50.06	52.18	
	arc-s	51.59	41.65	51.08	60.21	60.47	66.51	68.39	65.58	65.33	68.86	68.84	68.84	68.92	71.71	55.56	60.8	66.05	60.0	59.87	65.37	52.52	34.97	42.11	48.37	45.41	50.06	52.18	
	hellaswag	71.58	65.76	71.8	67.73	72.02	73.67	61.0	68.25	69.92	69.01	69.01	69.01	71.57	72.22	64.8	70.48	71.64	77.2	79.0	78.01	71.42	54.09	68.69	69.97	65.29	69.57	70.3	
word-level	pubmed	60.03	53.59	58.88	58.17	59.67	65.82	57.22	61.4	65.9	59.98	60.77	62.4	74.45	71.0	77.03	62.98	64.48	66.85	61.8	62.67	64.56	52.01	50.27	59.59	59.67	61.33	64.4	
	wsc	60.58	63.46	63.46	63.46	61.54	63.46	63.46	63.46	63.46	63.46	63.46	63.46	60.58	62.5	58.65	53.85	62.5	60.58	63.46	63.46	61.54	64.42	63.46	63.46	63.46	63.46		
	wsc273	75.82	72.53	75.82	64.84	74.73	79.85	69.25	76.19	78.39	72.16	78.02	72.16	78.02	76.92	79.85	84.98	76.19	79.49	81.68	74.73	78.75	58.61	67.03	72.89	72.89	76.75		
paws	mpmc	31.86	31.62	31.62	32.11	31.62	31.62	31.62	31.86	31.62	31.62	31.62	31.62	31.86	31.62	34.56	32.35	32.11	31.62	31.62	31.62	70.1	85.78	73.77	80.88	31.62	31.62	31.62	
	paws	55.96	55.76	55.88	55.74	55.64	56.07	55.43	55.96	55.73	55.93	55.93	55.93	55.69	57.06	55.7	56.01	56.91	55.97	55.97	55.83	66.77	60.6	47.44	52.02	55.8	55.86		
	agp	69.43	65.29	66.07	68.07	66.41	63.13	63.66	63.67	63.85	63.75	61.48	68.04	61.02	69.38	69.5	63.13	66.12	63.38	69.61	76.03	49.76	53.94	68.58	63.19	63.19	63.19		
multi-m	stii	70.04	51.26	74.73	48.01	59.54	68.59	75.45	79.78	79.78	79.78	79.78	79.78	71.48	68.95	47.65	53.79	75.81	47.65	48.01	77.98	81.95	76.17	77.62	58.12	49.1	47.29	47.65	
	sali	34.02	33.44	50.22	37.34	37.45	45.01	44.51	33.04	33.34	41.05	37.44	41.05	37.44	62.2	36.99	40.03	48.67	41.08	43.99	49.27	84.95	87.56	88.82	35.96	37.17	43.8	32.95	
	multi-m	32.01	34.28	51.6	41.87	31.29	31.82	52.33	33.38	33.59	37.08	38.06	38.06	34.46	47.41	33.78	33.26	50.23	35.51	35.74	54.29	87.9	88.88	89.23	39.96	40.53	46.52	32.74	
specaoban	quic	55.19	52.44	64.21	55.58	57.81	73.19	59.01	57.18	51.78	52.91	52.91	52.91	61.07	68.09	54.9	60.31	71.13	61.43	63.54	78.26	79.04	80.18	82.3	69.49	58.82	58.76	50.46	
	specaoban	47.0	44.0	44.0	47.6	48.0	50.0	45.2	48.0	50.4	51.4	51.4	51.4	51.6	52.6	49.6	51.8	52.4	48.0	49.8	51.0	45.0	45.4	45.2	41.0	43.0	44.2	44.0	
	sentiment140	65.85	56.27	72.7	77.99	84.4	93.59	83.94	84.96	91.09	91.36	89.69	91.36	89.69	93.59	63.23	72.7	90.53	73.82	84.68	93.59	48.75	92.76	93.76	49.58	54.32	56.82	92.48	
common-gen	sent	51.58	51.58	51.58	51.58	51.58	51.58	51.58	51.58	51.58	51.58	51.58	51.58	51.58	51.58	51.58	51.58	51.58	51.58	51.58	51.58	51.58	51.58	51.58	51.58	51.58	51.58	51.58	
	sent	51.58	51.58	51.58	51.58	51.58	51.58	51.58	51.58	51.58	51.58	51.58	51.58	51.58	51.58	51.58	51.58	51.58	51.58	51.58	51.58	51.58	51.58	51.58	51.58	51.58	51.58	51.58	
	common-gen	21.14	0.0	0.0	39.2	41.22	41.45	20.55	35.82	36.0	30.74	33.43	32.9	36.68	39.0	31.26	44.01	46.14	38.77	39.98	43.9	0.01	0.39	9.64	0.04	0.04	0.0	0.0	15.04
adlec	adlec	32.58	0.1	0.16	29.03	40.89	35.98	20.73	24.63	21.91	16.85	16.85	16.85	35.85	33.3	31.06	37.34	38.86	28.54	32.88	41.23	0.02	0.02	0.05	0.05	0.05	0.0	0.33	0.15
	adlec	32.58	0.1	0.16	29.03	40.89	35.98	20.73	24.63	21.91	16.85	16.85	16.85	35.85	33.3	31.06	37.34	38.86	28.54	32.88	41.23	0.02	0.02	0.05	0.05	0.05	0.0	0.33	0.15
	adlec	32.58	0.1	0.16	29.03	40.89	35.98	20.73	24.63	21.91	16.85	16.85	16.85	35.85	33.3	31.06	37.34	38.86	28.54	32.88	41.23	0.02	0.02	0.05	0.05	0.05	0.0	0.33	0.15
paws	adlec	32.58	0.1	0.16	29.03	40.89	35.98	20.73	24.63	21.91	16.85	16.85	16.85	35.85	33.3	31.06	37.34	38.86	28.54	32.88	41.23	0.02	0.02	0.05	0.05	0.05	0.0	0.33	0.15
	adlec	32.58	0.1	0.16	29.03	40.89	35.98	20.73	24.63	21.91	16.85	16.85	16.85	35.85	33.3	31.06	37.34	38.86	28.54	32.88	41.23	0.02	0.02	0.05	0.05	0.05	0.0	0.33	0.15
	adlec	32.58	0.1	0.16	29.03	40.89	35.98	20.73	24.63	21.91	16.85	16.85	16.85	35.85	33.3	31.06	37.34	38.86	28.54	32.88	41.23	0.02	0.02	0.05	0.05	0.05	0.0	0.33	0.15
paws	adlec	32.58	0.1	0.16	29.03	40.89	35.98	20.73	24.63	21.91	16.85	16.85	16.85	35.85	33.3	31.06	37.34	38.86	28.54	32.88	41.23	0.02	0.02	0.05	0.05	0.05	0.0	0.33	0.15
	adlec	32.58	0.1	0.16	29.03	40.89	35.98	20.73	24.63	21.91	16.85	16.85	16.85	35.85	33.3	31.06	37.34	38.86	28.54	32.88	41.23	0.02	0.02	0.05	0.05	0.05	0.0	0.33	0.15
	adlec	32.58	0.1	0.16	29.03	40.89	35.98	20.73	24.63	21.91	16.85	16.85	16.85	35.85	33.3	31.06	37.34	38.86	28.54	32.88	41.23	0.02	0.02	0.05	0.05	0.05	0.0	0.33	0.15
paws	adlec	32.58	0.1	0.16	29.03	40.89	35.98	20.73	24.63	21.91	16.85	16.85	16.85	35.85	33.3	31.06	37.34	38.86	28.54	32.88	41.23	0.02	0.02	0.05	0.05	0.05	0.0	0.33	0.15
	adlec	32.58	0.1	0.16	29.03	40.89	35.98	20.73	24.63	21.91	16.85	16.85	16.85	35.85	33.3	31.06	37.34	38.86	28.54	32.88	41.23	0.02	0.02	0.05	0.05	0.05	0.0	0.33	0.15
	adlec	32.58	0.1	0.16	29.03	40.89	35.98	20.73	24.63	21.91	16.85	16.85	16.85	35.85	33.3	31.06	37.34	38.86	28.54	32.88	41.23	0.02	0.02	0.05	0.05	0.05	0.0	0.33	0.15
paws	adlec	32.58	0.1	0.16	29.03	40.89	35.98	20.73	24.63	21.91	16.85	16.85	16.85	35.85	33.3	31.06	37.34	38.86	28.54	32.88	41.23	0.02	0.02	0.05	0.05	0.05	0.0	0.33	0.15
	adlec	32.58	0.1	0.16	29.03	40.89	35.98	20.73	24.63	21.91	16.85	16.85	16.85	35.85	33.3	31.06	37.34	38.86	28.54	32.88	41.23	0.02	0.02	0.05	0.05	0.05	0.0	0.33	0.15
	adlec	32.58	0.1	0.16	29.03	40.89	35.98	20.73	24.63	21.91	16.85	16.85	16.85	35.85	33.3	31.06	37.34	38.86	28.54	32.88	41.23	0.02	0.02	0.05	0.05	0.05	0.0	0.33	0.15
paws	adlec	32.58	0.1	0.16	29.03	40.89	35.98	20.73	24.63	21.91	16.85	16.85	16.85	35.85	33.3	31.06	37.34	38.86	28.54	32.88	41.23	0.02	0.02	0.05	0.05	0.05	0.0	0.33	0.15
	adlec	32.58	0.1	0.16	29.03	40.89	35.98	20.73	24.63	21.91	16.85	16.85	16.85	35.85	33.3	31.06	37.34	38.86	28.54	32.88	41.23	0.02	0.02	0.05	0.05	0.05	0.0	0.33	0.15
	adlec	32.58	0.1	0.16	29.03	40.89	35.98	20.73	24.63	21.91	16.85	16.85	16.85	35.85	33.3	31.06	37.34	38.86	28.54	32.88	41.23	0.02	0.02	0.05	0.05	0.05	0.0	0.33	0.15
paws	adlec	32.58	0.1	0.16	29.03	40.89	35.98	20.73	24.63	21.91	16.85	16.85	16.85	35.85	33.3	31.06	37.34	38.86	28.54	32.88	41.23	0.02	0.02	0.05	0.05	0.05	0.0	0.33	0.15
	adlec	32.58	0.1	0.16	29.03	40.89	35.98	20.73	24.63	21.91	16.85	16.85	16.85	35.85	33.3	31.06	37.34	38.86	28.54	32.88	41.23	0.02	0.02	0.05	0.05	0.05	0.0	0.33	0.15
	adlec	32.58	0.1	0.16	29.03	40.89	35.98	20.73	24.63	21.91	16.85	16.85	16.85	35.85	33.3	31.06	37.34	38.86	28.54	32.88	41.23	0.02	0.02	0.05	0.05	0.05	0.0	0.33	0.15
paws	adlec	32.58	0.1	0.16	29.03	40.89	35.98	20.73	24.63	21.91	16.85	16.85	16.85	35.85	33.3	31.06	37.34	38.86	28.54	32.88	41.23	0.02	0.02	0.05	0.05	0.05	0.0	0.33	0.15
	adlec	32.58	0.1	0.16	29.03	40.89	35.98	20.73	24.63	21.91	16.85	16.85	16.85	35.85	33.3	31.06	37.34	38.86	28.54										

Dataset	BGE	Hotpotqa	LM-Cocktail ₂	LM-Cocktail ₁₀	Quora	LM-Cocktail ₂	LM-Cocktail ₁₀	MSMarco	LM-Cocktail ₂	LM-Cocktail ₁₀
ArguAna	63.61	59.11	62.1	63.17	62.69	63.02	63.92	60.76	62.82	63.32
ClimateFEVER	29.51	28.45	30.04	30.4	26.61	28.8	29.09	27.82	29.34	29.28
DBPedia	40.56	40.15	41.56	42.11	38.68	39.86	40.17	40.38	41.48	41.59
FEVER	83.66	84.89	85.63	86.7	82.36	83.42	85.07	84.23	85.34	85.97
FiQA2018	39.11	38.72	39.68	41.28	36.6	38.74	40.91	38.88	39.73	41.51
HotpotQA	71.81	75.96	74.78	74.67	67.94	70.61	70.9	69.06	71.41	71.42
MSMARCO	41.15	38.98	40.64	40.66	40.1	40.96	40.96	42.23	42.01	41.88
NFCorpus	36.83	36.34	37.27	37.54	37.09	37.18	37.52	37.56	37.45	37.59
NQ	51.05	47.88	51.36	52.28	50.01	51.1	52.58	53.37	53.66	54.42
QuoraRetrieval	88.9	88.2	88.71	88.77	90.31	89.93	89.81	88.6	88.9	89.01
SCIDOCS	21.48	19.81	21.1	21.65	19.97	20.77	21.42	21.37	21.53	21.86
SciFact	73.81	75.08	74.57	75.53	74.72	74.78	75.13	73.58	74.2	74.38
Touche2020	19.54	19.04	19.53	20.12	19.53	18.95	19.8	22.08	21.31	21.13
TRECCOVID	67.18	61.13	66.15	66.36	61.5	63.31	67.3	71.33	70.08	71.53
CQADupstack	41.04	40.54	41.27	42.29	41.33	41.71	42.7	38.67	40.78	41.99
Avg	51.28	50.29	51.63	52.24	49.96	50.88	51.82	51.33	52.0	52.46

Table 9: Results of resilient-tuned decoder-based LMs. LM-Cocktail can improve the accuracy in the corresponding downstream task and maintain competitive performance on other unrelated tasks.

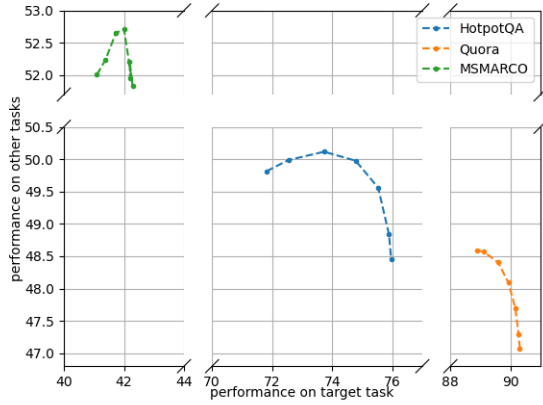


Figure 3: Performance of encoder-based LMs with different merging weights.