

Automated generation of attack trees with optimal shape and labelling

Olga Gadyatskaya^a, Sjouke Mauw^b, Rolando Trujillo-Rasua^{c,1,*}, Tim A. C. Willemse^d

^a*Leiden University, Leiden, The Netherlands*

^b*DCS, University of Luxembourg, Esch-sur-Alzette, Luxembourg*

^c*Universitat Rovira i Virgili, Tarragona, Spain*

^d*Eindhoven University of Technology, Eindhoven, The Netherlands*

Abstract

The problem this article addresses is, given a formal specification of a system, how to produce an attack tree that correctly and clearly describes the ways the system can be attacked. Correctness means that the attacks displayed by the attack tree are indeed attacks in the system; clarity means that the tree is efficient in communicating the attack scenario. To pursue clarity, we introduce an attack-tree generation algorithm that minimises the tree size and the information length of its labels without sacrificing correctness. We achieve this by establishing a connection between the problem of factorising algebraic expressions and the problem of minimising the tree size. Notably, our generation algorithm can handle complex attacks that execute actions in parallel and sequentially. For completeness, we introduce a system model that integrates well with our generation approach, and validate the resulting framework via a running example.

1. Introduction

Attack trees were introduced by Bruce Schneier [1] in 1999 as a graphical method to evaluate and analyse threats. Like mind maps, they are meant to break down a goal into smaller, more manageable subgoals. The root node of an attack tree denotes the attacker's goal; the root node's children establish how that goal can be refined into a set of smaller subgoals; and so on. Because of their potential to help a security analyst to obtain an overview of the system vulnerabilities, facilitate communications across the board, and succinctly store very complex threat scenarios [2], they have gained widespread recognition in industry and academia alike [3].

There exist two fundamental ways of refining a goal: by a conjunctive refinement expressing that all subgoals are necessary to meet the parent goal, or by a disjunctive refinement expressing that a single subgoal is sufficient to meet the parent goal. Both

*Corresponding author

¹Rolando Trujillo-Rasua is funded by a Ramon y Cajal grant from the Spanish Ministry of Science and Innovation and the European Union (REF: RYC2020-028954-I). He is also supported by the project HERMES funded by INCIBE and the European Union NextGenerationEU/PRTR.

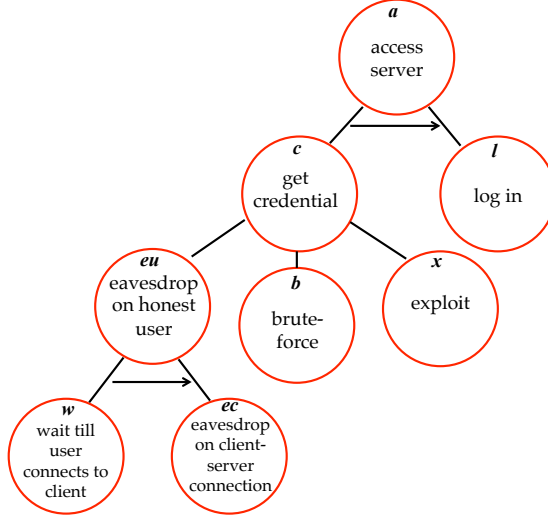


Figure 1: An attack tree example.

types of refinement are illustrated in Figure 1, which displays an attack tree example with the following high-level description. The goal of the attacker (root node) is to gain unauthorized access to a server. To do so, the attacker must first get a suitable credential for the server, and then use the credential to log in remotely. This is expressed as a conjunctive refinement, denoted graphically by an arrow crossing or connecting the edges that link a parent node with its children. A suitable credential can be obtained by eavesdropping on communications of an honest user who knows the server password. Alternatively, the attacker can bruteforce the password on the server or use an exploit to create a new password. This constitutes a disjunctive refinement, denoted graphically by the absence of an arrow.

Notice how the attack tree example has been built over hidden or subjective assumptions about the attacker capabilities and the attacked system, making it impossible to determine how faithfully the attack-tree model captures the most relevant attack scenarios. In practice, confidence in the developed attack-tree models heavily depends on the expertise of the security team who builds them. That makes the process of creating an attack tree time-consuming, resource-intensive, tedious, and error-prone [2, 3].

Recent academic work [4, 5, 6, 7, 8, 9, 10, 7, 11, 12, 13, 14, 15] advocates for automated attack-tree generation instead of building attack trees by hand. Their approach, in general, consists of three steps: (i) specify the system under analysis, (ii) use model checking or other formal methods to find attacks on the system, and (iii) use automatic means to represent those attacks within an attack-tree model. In this case, assurances about the completeness and soundness of the attack tree come with mathematical rigour by resorting to state-of-the-art model-checking techniques that can systematically and exhaustively explore various combinations of attacks and system behaviour. The first two steps in this approach benefit from existing knowledge of system specification and

verification. The last step, however, that of generating an easy-to-comprehend attack tree out of a system specification or set of attacks, is still largely an open problem.

Indeed, because attack trees are meant to be used as part of a threat modelling [3] or risk assessment methodology [16], their communication power (i.e. their ability to be understood by security analysts) is as important as their soundness and completeness (i.e. their ability to faithfully capture the most relevant threats to the system). Notably, attack trees are expected to help the analyst in understanding the attack scenario at different *levels of abstraction* by a simple top down inspection of the tree. In Figure 1, for example, the first level tells the analyst that a credential and a terminal to login is sufficient to access the server, but it doesn't specify how to obtain such credential. The deeper one goes, however, the more details one will find on the attack.

To make attack trees comprehensible, one has to (at least) give meaning to their labels. Earlier generation approaches that produce trees without labels for intermediate-nodes, such as [8], are clearly unsuitable for a top-down reading. There exist two complementary approaches in the literature to produce trees with meaningful labels. The first one consists of using attack-tree templates [13], libraries [17], or refinement specifications [6] to guide the generation process. This can help to improve both hand-made and computer-generated trees, but it faces the problem of creating a comprehensive knowledge base. The second approach consists of providing a formal language to express attack tree goals/labels [18, 19, 4, 5] and mechanisms to check whether those goals are consistent with respect to a system specification. We deem this necessary, given the prominent role labels play in the comprehension of an attack tree, but we have found no attack-tree generation framework in the literature capable of producing trees with labels expressed within a formal language. This article introduces the first such framework.

Contributions and structure of the article. In this article we introduce an attack-tree generation framework (sketched in Figure 2) that formally establishes the relationship between system specification, attacks, goals, and attack trees. Like in previous approaches towards automated attack-tree generation, which we discuss in Section 2, our framework starts from a formal specification of the system under analyses and resorts into formal methods to obtain a (comprehensive) list of attacks against the system. Our framework, in addition, requires attack goals to be formally derived from the system specification. This allows us to, given an attack-goal relation obtained from a system specification, produce attack trees with optimised labels and shape.

The attack-tree generation framework introduced in this article unifies various features that appear scattered in the literature, namely,

- *Flexibility and extensibility* [14, 6]: By defining an interface between system models and the attack generation problem, our framework allows for plugging in any system model that implements such interface. In our case, the interface considers attacks expressed as series-parallel graphs [20], which allows for attack steps to be executed in parallel and sequentially.
- *Correctness checking* [18, 19, 4, 5, 14, 6]: The framework uses a formal language to produce goals/labels for the tree, which aids their comprehension and gives goals an unambiguous meaning, and establishes whether an attack tree is sound and correctly-labelled with respect to the output of a system specification.

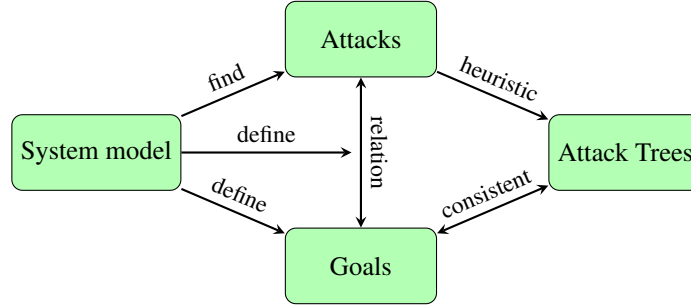


Figure 2: Our attack tree generation approach, where goals, attacks, and their relation are passed on to the generation algorithm.

- *Attacks have well-defined goals:* We require attacks to tell which goals they achieve. This has been implicitly assumed in most previous work, but only recently formalised in [18].

In addition, our framework introduces the first *optimality condition* for attack tree labels, requiring generation approaches to produce labels that convey the minimum necessary information for the analyst to *understand* the tree. In a nutshell, we define the *meaning* of an attack goal or label as the set of attacks that achieve such goal. Such meaning is assumed to be prior knowledge for the analyst and thus is independent from the attack-tree generation process. Then, given an attack tree t with root goal g , we require the meaning of g to be captured by t as *tightly* as possible. We shall make this more precise in Section 3.

Another unique characteristic of our framework is the use of graph properties as optimisation criteria to shape the generated trees. Recognising that the structure of the tree, i.e. its nodes and connections, impacts the way it is traversed via a top-down reading, we find it important that attack-tree generation approaches provide an optimality criterion for their shape. This gives an objective measure to compare different generation approaches. In our method, we seek to produce trees with minimum size. Intuitively, the smaller the tree, the fewer nodes the analyst needs to scrutinise to grasp the attack scenario described by the tree.

We show instances of the attack-tree generation problem that reduce to the set cover problem. To minimise the size of attack trees, we formalise the algebraic properties of the attacks used as input to the attack-tree generation problem, and derive an algebraic factorisation procedure to guide the minimisation of the tree size. This shows an interesting connection between the problem of minimising attack trees and the problem of minimising algebraic expressions; the latter is often done via algebraic factorisation. The resulting attack-tree generation algorithm (described in detail in Section 4) is, to the best of our knowledge, the first approach capable of synthesising attacks with actions executed in parallel and sequentially.

For completeness, we introduce in Section 5 a system model and its corresponding interface with the attack-tree generation problem. Notably, we show how to obtain attack-tree labels out of the system model and how those labels relate to attacks.

All in all, this article introduces the first attack-tree generation method that optimises the labelling and shape of the generated trees, while guaranteeing their soundness and correctness with respect to a system specification.

2. Related work

System-based approaches towards attack-tree generation start from a formal specification of the system under analysis, typically in the form of a graph describing the system assets, actors, access control rules, etc., and produces an attack tree describing how an attacker can lead the system into an undesired state. That is to say, these approaches translate a specification in a system modelling language, such as a labelled transition system, into a specification in the attack-tree model.

Earlier attack-tree generation approaches attempted to make a direct model-to-model translation. For example, Vigo et al. [8] generate trees from a process calculus system model by translating algebraic specifications into formulae and backward-chaining these formulae into a formula for the attacker’s goal success. Reachability-based approaches, such as [9, 11, 10], transform system models into attack trees using information about connected elements in the model. In essence, these approaches reason that the attacker can reach the desired location from any system location adjacent to it. This reasoning is applied recursively to traverse complete attack paths. Dawkins and Hale [21] have generated attack trees from network attack graphs (a formalism different from attack trees [22]) by finding minimum cut sets for successful attack paths (traces). The main drawback of these approaches is that the connection between system and attack-tree model is made only informally via the generation algorithm.

Later, a series of works on attack-tree generation [4, 5, 6, 7] provided simple and elegant soundness and completeness properties for the generation algorithm. Given an attack-tree semantics, such as the one introduced by Mauw and Oostdijk [23], an attack-tree generation algorithm is sound if all attacks in its semantics are attacks in the system specification. In other words, these works use *attack traces* as an intermediate representation or interface for both system and attack-tree models. The task for the system specification is to find attacks; the task for the generation algorithm is to represent or synthesise those attacks within an attack-tree model. Such separation of duties is not only useful to define soundness, but also to compare and integrate different generation approaches.

In practice, attack trees are seldom used in isolation, though, but as part of a risk assessment methodology. They are meant to succinctly represent an attack scenario, notably from the point of view of the attacker, and to aid the comprehension and evaluation of threats against a system. This means that the communication power of an attack tree is as important as its soundness. Interestingly, because most attack-tree semantics ignore the labels of the intermediate nodes in the tree [24, 23], soundness is insufficient to guarantee that attack trees are labelled in some meaningful way.

An approach to produce attack trees with meaningful labels is by using templates or libraries obtained from threat databases [13, 17, 6, 14, 25]. Both the attack tree labelling and shape are determined, or highly influenced, by a knowledge base on how threats to systems are modelled as attack trees. For example, the ATSyRA approach

[26, 27] requires that the analyst first defines a set of actions at several abstraction levels in the system model, and a set of rules for refinement of higher-level actions into combinations of lower-level ones. This action hierarchy allows to transform successful attack paths into an attack tree, containing precise actions as leaf nodes, while intermediate nodes represent more abstract actions. This tree enjoys a refinement structure that is more familiar to the human analyst, but the analyst still has to define the refinement relation herself. In fact, there does not exist a comprehensive knowledge base with libraries, templates or refinement specifications available for these approaches to build attack trees.

Another line of work starts from the observation that, to obtain meaningful labels, one has to formally define what a label is and how it relates to the system specification. On that direction, Audinot et al. [5] establish a robust link between the system states and leaf nodes of the tree, with the goal of guiding the analyst on refining *useful* tree nodes only. Their labels are not constrained to be system actions, but reachability goals defined as words over a set of propositions, which has some similarities to our work. In [4], labels of their trees are goals formulated in terms of pre-conditions and post-conditions over the possible states of the system. These works, however, do not propose a generation algorithm.

Mantel and Probst [18] go one step further. They claim that establishing whether an attack trace satisfies a given goal is essential to producing trees with meaning. We agree with that observation and build our framework around system models that can link attack traces and goals precisely. Mantel and Probst introduce a formal language for specifying traces and attacker goals. They propose different ways to interpret a satisfaction of a goal. For example, a goal may be satisfied by a trace if at some point of the trace the goal is satisfied. Or one could use a stronger variant: a goal is satisfied if after a certain point of the trace the goal is always satisfied. Their work focuses on providing a template for defining success criteria of different flavours, rather than on the generation of attack trees. We, instead, focus on the attack-tree generation problem, which can be instantiated with any of the success criteria mentioned in [18].

We conclude by highlighting that there also exist approaches to the generation of attack trees from informal system models, such as [15]. This goes along the spirit of the attack-tree methodology as suggested by Schneier [1] back in 1999. However, as a generation mechanism, it lacks formal guarantees of correctness. For informal approaches to attack-tree generation we refer the reader to [28], our focus instead is on methodologies whose properties can be rigorously analysed.

3. The attack-tree generation problem with optimal labelling and shape

The goal of this section is to formalise the attack-tree generation problem as an optimisation problem where the attack tree labelling and shape are the objective functions. Hence we shall formally introduce the grammar and semantics of attack trees, their underlying graph structure, their labelling and, lastly, the attack-tree generation problem.

3.1. SAND attack trees

An attack tree defines how higher (*parent*) nodes are interpreted through lower (*child*) nodes. The interpretations are defined by the refinement operators: OR specifies that if any of the child nodes is achieved, then the immediate parent node is also achieved; while AND defines that all child nodes need to be achieved to achieve the parent node's goal [29]. We will consider also the sequential AND operator, or SAND, that demands that the goals of the child nodes are to be achieved in a sequential order for achieving the parent node [20].

3.1.1. Syntax.

Formally, let \mathbb{B} denote a set of *node labels*. Let OR and AND be unranked associative and commutative operators, and SAND be an unranked associative but non-commutative operator. A SAND attack tree t is an expression over the signature $\mathbb{B} \cup \{\text{OR}, \text{AND}, \text{SAND}\}$, generated by the following grammar (for $b \in \mathbb{B}$):

$$t ::= b \mid b \triangleleft \text{OR}(t, \dots, t) \mid b \triangleleft \text{AND}(t, \dots, t) \mid b \triangleleft \text{SAND}(t, \dots, t).$$

When drawing SAND attack trees, like in Figure 1, we will represent the AND operator by a bar connecting the edges to the node's children, the SAND operator by an arrow instead of a bar, and the OR operator by the absence of a connector. Due to the commutativity of the OR operator, the order in which an OR node is connected to its children is immaterial; likewise for the AND operator. Note that the order of children for a SAND nodes remains relevant and given by the direction of the arrow.

We use $\mathbb{T}_{\mathbb{B}}$ to denote all SAND attack trees generated by the grammar above, given a set of labels \mathbb{B} . Different from the definition of SAND trees given in [20], we require every node in the tree to be annotated with a label. A label in a node typically provides a generic (sometimes informal) description of the type of attack, e.g. *get a user's credentials* or *impersonate a security guard*, which is helpful to a top-down interpretation of the tree. An expression like $b \triangleleft \text{SAND}(t_1, \dots, t_n)$ denotes an attack tree of which the top node is labelled with b , and which has n children t_1, \dots, t_n that have to be achieved sequentially.

Example 3.1. Figure 1 illustrates a SAND attack tree in which the goal of the attacker is to gain unauthorized access to a server. Using shorthands for labels, this tree can be represented by the following expression:

$$a \triangleleft \text{SAND}(c \triangleleft \text{OR}(eu \triangleleft \text{SAND}(w, ec), b, x), l).$$

We define the auxiliary function *top* to obtain the label at the root node as follows (for $\Delta \in \{\text{OR}, \text{AND}, \text{SAND}\}$):

$$\text{top}(b) = \text{top}(b \triangleleft \Delta(t, \dots, t)) = b.$$

Next, we briefly introduce useful notations about the structure of attack trees. We say that t' is a *subtree* of $t = b \triangleleft \Delta(t_1, \dots, t_n)$, denoted $t' \leq t$, if $t' = t$ or $t' \leq t_i$ for some $i \in \{1, \dots, n\}$, where $\Delta \in \{\text{OR}, \text{AND}, \text{SAND}\}$. If t is a simple tree, i.e. a tree with a single node, then t itself is a subtree of t . When the subtree t' is not equal to t , we say that t' is a *proper subtree*. We use the auxiliary function *size*(.) to denote the size of an attack tree

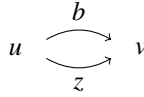
measured in terms of its number of nodes. A recursive definition of the *size* function is as follows: $size(b) = 1$ if $b \in \mathbb{B}$; $size(b \triangleleft \Delta(t_1, \dots, t_n)) = size(t_1) + \dots + size(t_n) + 1$ when $\Delta \in \{\text{OR}, \text{AND}, \text{SAND}\}$.

3.2. The SP semantics

Because attack trees of different shape may well represent the same *attack scenario*, researchers have been providing attack trees with precise and unambiguous interpretations [30, 31, 20]. This makes it possible to guarantee consistency of analyses performed on attack trees and to determine whether two apparently different trees do cover the same attacks. In this article, we use the semantics (a.k.a. interpretation) of SAND attack trees given in [20], known as *the SP semantics*.

The SP semantics encodes an attack tree as a set of *Series-Parallel graphs* (SP graphs). An SP graph is an edge-labelled directed graph with a *source* vertex and a *sink* vertex. The simplest SP graph has the form $u \xrightarrow{b} v$, where b is an edge label, u is the *source* vertex because it has no incoming edges, and v is the *sink* vertex because it has no outgoing edges. Any other SP graph is obtained as the composition of single-edge SP graphs.

Two composition operators are used to build SP graphs: the sequential composition operator (\cdot) and the parallel composition operator (\parallel) . A sequential composition joins the sink vertex of a graph with the source vertex of the other graph. For example, given $G = u \xrightarrow{b} v$ and $G' = x \xrightarrow{z} y$, we obtain that $G \cdot G' = u \xrightarrow{b} v \xrightarrow{z} y$. Note that the source vertex of G' has been replaced in $G \cdot G'$ by the sink vertex v of G . A parallel composition, instead, joins the source vertices of both graphs and joins the sink vertices of both graphs. For example, given $G = u \xrightarrow{b} v$ and $G' = x \xrightarrow{z} y$, the parallel composition $G \parallel G'$ gives the following SP graph. It is worth remarking that whether vertex u or x is preserved in a parallel composition is irrelevant as far as the SP semantics is concerned.



Both composition operators are extended to sets of SP graphs as follows: given sets of SP graphs d_1, \dots, d_k ,

$$\begin{aligned} d_1 \parallel \dots \parallel d_k &= \{G_1 \parallel \dots \parallel G_k \mid (G_1, \dots, G_k) \in d_1 \times \dots \times d_k\} \\ d_1 \cdot \dots \cdot d_k &= \{G_1 \cdot \dots \cdot G_k \mid (G_1, \dots, G_k) \in d_1 \times \dots \times d_k\}. \end{aligned}$$

Definition 3.1. Let $\mathbb{G}_{\mathbb{B}}$ denote the set of SP graphs labelled with the elements of \mathbb{B} . The SP semantics for SAND attack trees is given by the function $\llbracket \cdot \rrbracket_{SP} : \mathbb{T}_{\mathbb{B}} \rightarrow \mathcal{P}(\mathbb{G}_{\mathbb{B}})$, which is defined recursively as follows: for $b \in \mathbb{B}$, $t_i \in \mathbb{T}_{\mathbb{B}}$, $1 \leq i \leq k$,

$$\begin{aligned} \llbracket b \rrbracket_{SP} &= \{ \xrightarrow{b} \} \\ \llbracket \text{OR}(t_1, \dots, t_k) \rrbracket_{SP} &= \bigcup_{i=1}^k \llbracket t_i \rrbracket_{SP} \\ \llbracket \text{AND}(t_1, \dots, t_k) \rrbracket_{SP} &= \llbracket t_1 \rrbracket_{SP} \parallel \dots \parallel \llbracket t_k \rrbracket_{SP} \\ \llbracket \text{SAND}(t_1, \dots, t_k) \rrbracket_{SP} &= \llbracket t_1 \rrbracket_{SP} \cdot \dots \cdot \llbracket t_k \rrbracket_{SP}. \end{aligned}$$

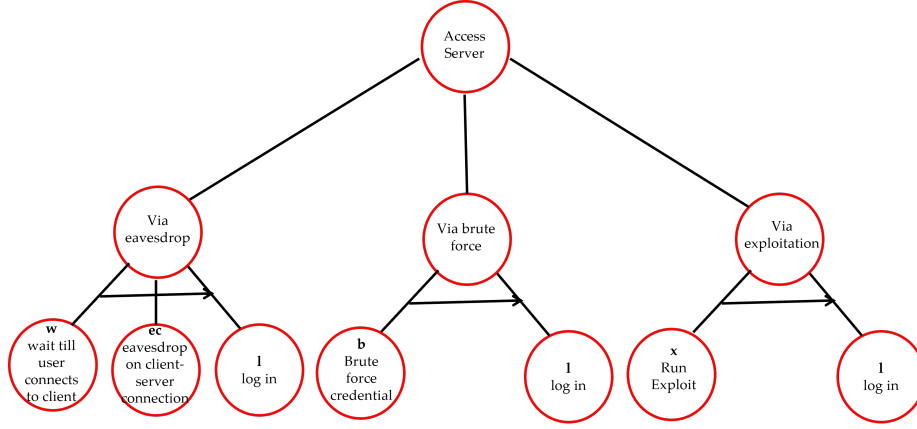


Figure 3: Another way to represent the attack scenario depicted in Figure 1.

We use $t =_S t'$ to denote semantic equivalence of two trees $t, t' \in \mathbb{T}_{\mathbb{B}}$, which is defined by $t =_S t' \iff \llbracket t \rrbracket_{SP} = \llbracket t' \rrbracket_{SP}$.

Example 3.2. The SAND attack tree in Figure 1 has the following SP semantics: $\{\overset{w}{\rightarrow} \overset{ec}{\rightarrow} \overset{l}{\rightarrow}, \overset{b}{\rightarrow} \overset{l}{\rightarrow}, \overset{x}{\rightarrow} \overset{l}{\rightarrow}\}$.

Note that, for simplicity, the labels of the graph nodes are not represented in the SP semantics. Further note that the SP graphs occurring in this example are linear traces because the tree has no AND nodes.

3.3. The underlying graph structure of attack trees

Figure 3 shows an attack tree whose semantics is also $\{\overset{w}{\rightarrow} \overset{ec}{\rightarrow} \overset{l}{\rightarrow}, \overset{b}{\rightarrow} \overset{l}{\rightarrow}, \overset{x}{\rightarrow} \overset{l}{\rightarrow}\}$. That is, the attack tree in Figure 3 is semantically equivalent to the attack tree in Figure 1. Their difference lies in their underlying graph structure. One tree is flat and does not differ from a mere list of attacks. The other is deeper and provides potentially useful information in the way its nodes are refined, such as the fact that a credential can be obtained by three different means: brute-forcing, eavesdropping and exploiting a vulnerability. This illustrates that generating an attack tree with a given semantics can be trivial. The challenge is to generate trees whose refinements contribute to clarity and comprehensibility.

Existing generation approaches, in general, are not explicit about the graph properties of the attack tree they produce. We argue that this is problematic, because it thwarts a much needed comparison based on objective measures amongst existing synthesising procedures. While readability and comprehensibility might be subjective, graph properties are not. In this article we propose a generation approach that seeks to minimise the size of the tree, as it represents a simple objective measure on the number of labels an analyst needs to parse to understand the whole attack scenario. Should future works consider other relevant structural measures for the underlying graph structure of the

attack tree, such as their depth or branching factor, they can be easily accommodated within our formulation.

3.4. The meaning of attacks and goals

Like in [18], we assume attacks are not arbitrary, or, even if they are, they achieve some goal. Hence we assume the existence of a total relation $\vdash \subseteq \mathbb{G}_{\mathbb{B}} \times \mathbb{B}$ expressing whether an attack satisfies a goal. The domain of the goal relation follows from the SAND-attack-tree grammar, which defines an attacker goal as a label in \mathbb{B} , and the SP semantics, which defines an attack as an SP graph over \mathbb{B} . The need for building a language to precisely define attacks and goals is discussed in [18] at length. Later in Section 5 we introduce one such language, together with a system specification to obtain attacks and their goals.

Existing attack-tree generation procedures have silently assumed a relation between attacks and goals. The reason is that, given a tree t with root goal $top(t)$, it is expected that all attacks captured by t satisfy the root goal $top(t)$. We make that expectation explicit by characterising when an attack tree is *correctly-labelled*.

Definition 3.2 (Correctly-labelled tree). *We say that an attack tree t is correctly-labelled, with respect to a goal relation \vdash , if every subtree t' in t satisfies that $a \in \llbracket t' \rrbracket_{\mathcal{SP}} \implies a \vdash top(t')$.*

Our correctness property on labels is stronger than the one provided in [18], as they only require the root node to be correctly labelled. We believe their choice follows from their attack tree grammar, which let intermediate nodes to go unlabelled. We point out, however, that labels are as relevant for the root node as for any other node of the tree. Hence we require all labels of the tree to be correct.

Now, in the same way as there are many trees with the same semantics but with different shapes, there might be many correctly-labelled trees with the same semantics but with different labels. It remains to decide which, amongst all correctly-labelled trees with a given semantics, are better suited to be the output of the attack-tree generation problem. We do so by arguing that a root goal of a (sub-)tree should give the minimum information necessary for the analyst to make sound conclusions about the attacks the tree is representing. Next we define what we mean by *minimum information*.

Given a goal $g \in \mathbb{B}$, let $attacks(g)$ be the set of attacks satisfying g , i.e., $attacks(g) = \{a \in \mathbb{G}_{\mathbb{B}} \mid a \vdash g\}$. Observe that $attacks(g)$ gives information about g that is independent from the attack-tree model. The analyst, just by looking at the root goal g of a correctly-labelled tree t , can soundly conclude that all attacks in t belong to $attacks(g)$. Thus, given an attack tree t with root goal g , we interpret $attacks(g)$ as the prior knowledge of the analyst, which is independent from t , and $\llbracket t \rrbracket_{\mathcal{SP}}$ as the posterior knowledge, which the analyst learns by looking at how t fully or partially breaks down g into smaller components. Under that interpretation, we say that an attack a is missing if g indicates that a is present, i.e. $a \in attacks(g)$, yet a is not in t , i.e. $a \notin \llbracket t \rrbracket_{\mathcal{SP}}$. In words, a missed attack is an attack hinting at a label that does not appear in the tree. Therefore, we will be looking to label trees in such a way that the number of missed attacks is minimised.

Definition 3.3 (Optimally-labelled tree). *Let t be a correctly-labelled attack tree. Let $loss(t) = |attacks(top(t)) \setminus \llbracket t \rrbracket_{\mathcal{SP}}|$, where \setminus is the set-difference operator and $top(t)$ the*

root goal of t , be the number of missed attacks caused by the label $\text{top}(t)$. We say that t is optimally-labelled if the following two conditions hold:

1. All subtrees of t are optimally labelled
2. If $t \equiv g \triangleleft \Delta(t_1, \dots, t_n)$ with $\Delta \in \{\text{OR}, \text{AND}, \text{SAND}\}$, then every tree of the form $g' \triangleleft \Delta(t_1, \dots, t_n)$ with $\text{loss}(g' \triangleleft \Delta(t_1, \dots, t_n)) < \text{loss}(t)$ has to be incorrectly-labelled.

In the definition above we are assuming that the set of attacks is finite, which seems reasonable as we are building finite attack trees.

Definition 3.4 (The attack-tree generation problem with optimal labelling and shape). *Given a finite set of attacks $\mathcal{A} \subseteq \mathbb{G}_{\mathbb{B}}$ and goal relation \vdash , the attack-tree generation problem consists in finding an optimally-labelled tree t with semantics \mathcal{A} and optimal shape (i.e. with minimum size).*

That is, if t is the output of the generation algorithm, then there does not exist another optimally-labelled tree t' with $\llbracket t' \rrbracket_{\mathcal{SP}} = \llbracket t \rrbracket_{\mathcal{SP}} = \mathcal{A}$ and $\text{size}(t') < \text{size}(t)$.

We finish this section by remarking that other optimality criteria can be considered in the attack-tree generation problem, yet insisting that making those criteria explicit is the only way to objectively compare automated generation approaches.

4. A heuristic based on factoring to minimise the attack tree size

In this section we introduce a heuristic to minimise the size of attack trees based on factoring algebraic expressions, which has been long studied in algebra and digital circuits. We start the section by motivating the use of attack trees in the factored form, then reduce the problem of factorising attack trees to the problem of factorising algebraic expressions.

4.1. Attack trees in the factored form

Consider the following set of attacks $\{\xrightarrow{a} \xrightarrow{b}, \xrightarrow{c} \xrightarrow{d}\}$ and, for the moment, let's ignore the labels of intermediate nodes. In this case, it is easy to prove that an attack tree with minimum size with such semantics is $t = \varepsilon \triangleleft \text{OR}(\varepsilon \triangleleft \text{SAND}(a, b), \varepsilon \triangleleft \text{SAND}(c, d))$, where ε denotes a placeholder for labels. The proof follows from the observation that $\{\xrightarrow{a} \xrightarrow{b}, \xrightarrow{c} \xrightarrow{d}\}$ is *irreducible*, in the sense that it cannot be expressed by an attack tree of the form $b \triangleleft \Delta(t_1, \dots, t_n)$ with $\Delta \in \{\text{AND}, \text{SAND}\}$. We borrow the notion of irreducibility from the area of polynomial factorisation where, roughly speaking, a polynomial is said to be irreducible if it cannot be expressed as the product of two non-constant polynomials.

Definition 4.1 (Irreducibility and the factored form for attack trees). *We say that a set of SP graphs \mathcal{G} is reducible if there exists a SAND tree of the form $t = b \triangleleft \Delta(t_1, \dots, t_n)$ with $\Delta \in \{\text{AND}, \text{SAND}\}$ such that $\mathcal{G} = \llbracket t \rrbracket_{\mathcal{SP}}$. Moreover, we say that t is a factorisation of \mathcal{G} and that t is in the factored form if $\llbracket t_1 \rrbracket_{\mathcal{SP}}, \dots, \llbracket t_n \rrbracket_{\mathcal{SP}}$ are not reducible.*

Factorisation is a popular technique for the simplification of algebraic expressions and we consider it equally useful for the simplification (a.k.a. minimisation) of attack trees. The reason is that, in the same way that $x * y$ in general has more terms than $x + y$ in their sum-of-product representation, where x and y are algebraic expressions, $b \triangleleft \Delta(t, t')$ with $\Delta \in \{\text{AND}, \text{SAND}\}$ in general represents a larger set of SP graphs than $b \triangleleft \text{OR}(t, t')$. That is to say, while in attack trees conjunctive refinements have a multiplying effect in their semantics, disjunctive refinements do not. Our heuristics to solve the optimal attack-tree generation problem thus consists of creating attack trees in the factored form whenever possible. Understanding under which conditions a set of SP graphs is reducible/irreducible is the first step in this direction, which we pursue next.

Proposition 4.1. *A set of SP graphs \mathcal{G} is irreducible if it contains a simple graph or two graphs $g, g' \in \mathcal{G}$ such that g can be written as $g_1 \parallel \dots \parallel g_n$ with $n > 1$ and g' can be written as $g'_1 \cdot \dots \cdot g'_m$ with $m > 1$.*

Proof. The proof of this proposition is simple, yet illustrative.

Assume there exists a tree t in factored form whose semantics is \mathcal{G} . This means that t has form $b \triangleleft \Delta(t_1, \dots, t_n)$ with $\Delta \in \{\text{AND}, \text{SAND}\}$. If $\Delta = \text{AND}$ then, according to the SP semantics, $\llbracket t \rrbracket_{\text{SP}} = \llbracket t_1 \rrbracket_{\text{SP}} \parallel \dots \parallel \llbracket t_n \rrbracket_{\text{SP}}$, in which case neither g' nor any simple graph belong to $\llbracket t \rrbracket_{\text{SP}}$. Otherwise,

$\llbracket t \rrbracket_{\text{SP}} = \llbracket t_1 \rrbracket_{\text{SP}} \cdot \dots \cdot \llbracket t_k \rrbracket_{\text{SP}}$, in which case neither g nor any simple graph belong to $\llbracket t \rrbracket_{\text{SP}}$. \square

The proposition above tells we can only factorise SP graphs when they all are in sequential composition or they all are in parallel composition, where an SP graph is said to be in parallel composition (resp. sequential composition) if it can be written as $G_1 \parallel \dots \parallel G_n$ (resp. $G_1 \cdot \dots \cdot G_n$). We shall call a set of SP graphs that are all in either sequential or parallel composition a *homogeneous* set of SP graphs. Any set with a single SP graph is homogeneous too, regardless of whether the graph is simple or a composed graph. Hence, the first task of our generation procedure (described in Algorithm 2) is: given a set of SP graphs \mathcal{G} , partition \mathcal{G} into homogeneous subsets $\mathcal{G}_1, \dots, \mathcal{G}_k$. We require each subset \mathcal{G}_i to contain SP graphs that have a common goal, otherwise there would not exist a correctly labelled tree whose semantics is \mathcal{G}_i . Moreover, because we seek trees of minimum size, Algorithm 2 aims to find the smallest partition possible. These two requirements on $\mathcal{G}_1, \dots, \mathcal{G}_k$ make the partitioning problem

NP-hard, as we prove next².

Theorem 4.1. *Let \vdash be a goal relation on a set of graphs \mathcal{G} and labels \mathbb{B} . The set cover problem is polynomial-time reducible to the problem of finding the smallest partition $\{\mathcal{G}_1, \dots, \mathcal{G}_k\}$ of \mathcal{G} such that, for every $i \in \{1, \dots, k\}$, \mathcal{G}_i is a homogeneous set of SP graphs and there exists a label $b \in \mathbb{B}$ such that $\forall g \in \mathcal{G}_i: g \vdash b$.*

Proof. First, we describe the set cover problem. Let U be a set of elements and $\mathcal{S} = \{S_1, \dots, S_m\}$ subsets of U . A set $\mathcal{C} \subseteq \mathcal{S}$ is said to be a cover if $\bigcup_{S \in \mathcal{C}} S = U$. The set cover problem consists in finding a cover \mathcal{C} of minimum cardinality.

²The proof generalises the proof provided in our previous work [6], as it imposes no restriction on the attacks, nor on the goal relation.

Without loss of generality, assume $U = \{g_1, \dots, g_n\}$ is a homogeneous set of SP graphs. Likewise, we shall consider $\{S_1, \dots, S_m\}$ to be labels of SAND trees. Build the goal relation \vdash as follows:

$$g_i \vdash S_j \iff g_i \in S_j$$

First, let us show how to obtain, given a cover S_{i_1}, \dots, S_{i_k} , a partition $\{\mathcal{G}_1, \dots, \mathcal{G}_k\}$ of U such that, for every $i \in \{1, \dots, k\}$, there exists a label S_j such that $\forall g \in \mathcal{G}_i: g \vdash S_j$. The algorithm works as follows. From $j = 1$ to $j = k - 1$, let \mathcal{G}_j be the set containing all elements in S_{i_j} that do not appear in the remaining sets $S_{i_{j+1}}, \dots, S_{i_k}$. Let $\mathcal{G}_k = S_{i_k}$. It follows that $\{\mathcal{G}_1, \dots, \mathcal{G}_k\}$ is a partition of U . Now, because $\mathcal{G}_j \subseteq S_{i_j}$, we obtain that $\forall g \in \mathcal{G}_j: g \vdash S_{i_j}$.

Second, let us show how to obtain a solution to the set cover problem, given a partition $\{\mathcal{G}_1, \dots, \mathcal{G}_k\}$ of minimum cardinality of U such that, for every $i \in \{1, \dots, k\}$, there exists a label S_j such that $\forall g \in \mathcal{G}_i: g \vdash S_j$.

Let $f: \{1, \dots, k\} \rightarrow \{1, \dots, m\}$ be a total mapping satisfying that, for every $i \in \{1, \dots, k\}$, $g \in \mathcal{G}_i \implies g \vdash S_{f(i)}$. Note that there exists at least one such mapping. Because $g \vdash S_{f(i)} \implies g \in S_{f(i)}$, we obtain that $\mathcal{G}_i \subseteq S_{f(i)}$. Therefore, $S_{f(1)}, \dots, S_{f(k)}$ is a covering of U .

We conclude the proof by showing that $S_{f(1)}, \dots, S_{f(k)}$ is a minimum cover.

This follows from our first proof step, which shows that a cover $S_{i_1}, \dots, S_{i_{k'}}$ of U leads to a partition of cardinality k' . That is, the existence of a smaller cover implies the existence of a smaller partition, which contradicts the premise that $\{\mathcal{G}_1, \dots, \mathcal{G}_k\}$ has minimum cardinality. □

Based on the proof above and the standard greedy heuristic used to approximate the set cover problem, we propose in Algorithm 1 a heuristic to partition a set of SP graphs. Starting from a set C with a single element, the algorithm adds elements to C (in no particular order) as long as C remains homogeneous and all SP graphs in C share a common goal. Once C cannot be increased any further, C is considered an element of the optimal partition. This process is repeated for the remaining SP graphs until no graph is left out of the partition.

Before proceeding any further, we give in Algorithm 2 the entry point of our generation approach. Its goal is to optimally partition the input set into homogeneous sets of SP graphs, relying on specialised procedures for the factorisation of homogeneous sets of SP graphs. The algorithm starts by looking for an optimal label b for a tree whose semantics is \mathcal{G} . Then it checks whether \mathcal{G} is homogeneous, in which case it calls a specialised factorisation algorithm, called TREEFACTORISATION and described in Algorithm 4 further below, that produces optimally-labelled trees in factored form given a set of homogeneous SP graphs. Otherwise, it addresses the partition problem described earlier via a simple greedy heuristics. The output $\{\mathcal{G}_1, \dots, \mathcal{G}_k\}$ of the partition problem is used to create a SAND tree $b \triangleleft \text{OR}(t_1, \dots, t_k)$ where, for every $i \in \{1, \dots, k\}$, t_i is the tree obtained by recursively calling the algorithm TREEGENERATION (Algorithm 2) on input (\vdash, \mathcal{G}_i) .

Algorithm 1 A heuristic to solve the partition problem as described in Theorem 4.1.

Require: A goal relation \vdash and a set of SP graphs \mathcal{G} .

Ensure: Output $\{\mathcal{G}_1, \dots, \mathcal{G}_k\}$ is a partition of \mathcal{G} such that, for every $i \in \{1, \dots, k\}$, \mathcal{G}_i is a homogeneous set of SP graphs and there exists a label b such that $\forall g \in \mathcal{G}_i: g \vdash b$.

The algorithm aims to minimise k .

```

1: function PARTITION( $\vdash, \mathcal{G}$ )
2:   Let  $S$  be an empty set
3:   while  $\mathcal{G}$  is non empty do
4:     Let  $C = \emptyset$ 
5:     for all  $g \in \mathcal{G}$  such that  $C \cup \{g\}$  is a homogeneous set of SP graphs do
6:       if  $\exists b: g \vdash b \wedge \forall g' \in C: g' \vdash b$  then       $\triangleright$  Always true when  $C = \{g\}$ ,
                                                         which guarantees termination.
7:         Add  $g$  to  $C$  and remove  $g$  from  $\mathcal{G}$ 
8:       Add  $C$  to  $S$ 
9:   return  $S$ 

```

Algorithm 2 Attack-tree generation via factorisation (Entry point)

Require: A goal relation \vdash and a non-empty set of SP graphs \mathcal{G} that share a common goal.

Ensure: An optimally-labelled tree t with semantics \mathcal{G} and root goal b . The tree has been optimised for minimum size via factorisation.

```

1: function TREEGENERATION( $\vdash, \mathcal{G}$ )
2:    $b$  is the output of FINDOPTIMALLABEL on input  $(\vdash, \mathcal{G})$        $\triangleright$  Defined below
3:   Let  $\mathcal{G}^{par} = \{g \in \mathcal{G} | g \text{ is not in parallel composition}\}$ 
4:   Let  $\mathcal{G}^{seq} = \{g \in \mathcal{G} | g \text{ is not in sequential composition}\}$ 
5:   if either  $\mathcal{G}^{par}$  or  $\mathcal{G}^{seq}$  is empty then
6:     return the output of TREEFACTORISATION on input  $(\vdash, \mathcal{G})$        $\triangleright$  This
                                                         procedure is introduced later at Algorithm 4. It aims to produced an optimally-
                                                         labelled tree in factored form with semantics  $\mathcal{G}$ .
7:   else
8:      $\{\mathcal{G}_1, \dots, \mathcal{G}_k\}$  is the output of the PARTITION procedure on input  $(\vdash, \mathcal{G})$ 
9:      $\forall i, t_i$  denotes the output of TREEGENERATION on  $(\vdash, \mathcal{G}_i)$ 
10:    return  $b \triangleleft \text{OR}(t_1, \dots, t_k)$ 
11: function FINDOPTIMALLABEL( $\vdash, \mathcal{G}$ )
12:   return  $b$  such that  $\mathcal{G} \subseteq \text{attacks}(b)$  and  $|\text{attacks}(b)|$  is minimum

```

Theorem 4.2. *If the TREEFACTORISATION function defined at Algorithm 4 further below always gives an optimally-labelled tree, then Algorithm 2 always gives an optimally-labelled tree.*

Proof. Take an optimally labelled tree t with semantics \mathcal{G} . Note that such a tree exists because the SP graphs in \mathcal{G} share a common goal. Let b be its root goal. It follows that the number of missed attacks in t is minimum. That is, $\text{loss}(t) = |\text{attacks}(\text{top}(t)) \setminus \llbracket t \rrbracket_{\text{SP}}| = |\text{attacks}(b) \setminus \mathcal{G}|$ is minimum (see Definition 3.3). The root goal of the tree produced by Algorithm 2 via the procedure FINDOPTIMALLABEL satisfies precisely that $|\text{attacks}(b) \setminus \mathcal{G}|$ is minimum. Each call to Algorithm 4 and Algorithm 2 satisfies that the input set of SP graphs share a common goal, hence ensuring that an optimally-labelled tree can always be constructed. The recursive nature of the algorithm and the assumption that Algorithm 4 always gives an optimally-labelled tree, ensures that all subtrees constructed by Algorithm 2 are optimally labelled. \square

Remark 4.1. *For the moment it is unclear how FINDOPTIMALLABEL can be implemented in an efficient manner. In Section 5 we show how to do so.*

4.2. Factorising homogeneous sets of SP graphs via algebraic factorisation

The next step is to derive a procedure to factorise homogeneous set of SP graphs, which we address here by showing that homogeneous sets of SP graphs have algebraic properties that make them amenable to techniques for algebraic factorisation.

Proposition 4.2. *Let $\mathbb{G}_{\mathbb{B}}^{\text{seq}}$ (resp. $\mathbb{G}_{\mathbb{B}}^{\text{par}}$) be all SP graphs that are either simple graphs or are in sequential (resp. parallel) composition. Then $\mathbb{G}_{\mathbb{B}}^{\text{seq}}$ is a semigroup under the sequential composition operator \cdot , and that $\mathbb{G}_{\mathbb{B}}^{\text{par}}$ is a commutative semigroup under the parallel composition operator \parallel .*

Proof. First, observe that for any two elements $g, g' \in \mathbb{G}_{\mathbb{B}}^{\text{seq}}$ (resp. $g, g' \in \mathbb{G}_{\mathbb{B}}^{\text{par}}$), it follows that $g \cdot g' \in \mathbb{G}_{\mathbb{B}}^{\text{seq}}$ (resp. $g \parallel g' \in \mathbb{G}_{\mathbb{B}}^{\text{par}}$). Hence each algebraic structure is a magma. Second, because both \cdot and \parallel are associative, then both algebraic structures are semirings. Commutative of the structure $(\mathbb{G}_{\mathbb{B}}^{\text{par}}, \parallel)$ follows from the commutativity property of \parallel . \square

Corollary 4.1. *The algebraic structure $(\mathcal{P}(\mathbb{G}_{\mathbb{B}}^{\text{seq}}), \cdot, \cup)$ is a semiring without multiplicative identity, where $\mathcal{P}(\cdot)$ denotes the powerset. That is, \cdot and \cup are associative operators, \cup is commutative, and \cdot distributes over \cup . Similarly, $(\mathcal{P}(\mathbb{G}_{\mathbb{B}}^{\text{par}}), \parallel, \cup)$ is a commutative semiring without multiplicative identity. The only difference between sets in parallel composition and sets in sequential composition is that \parallel is commutative while \cdot is not.*

Even though algebraic factorisation has been extensively studied and continues to be an active research area in algebra and number theory, we are not aware of a factorisation procedure for a (commutative) semiring without multiplicative identity. On the one hand, there exist many factorisation techniques for polynomials over finite fields, but they are not idempotent. On the other hand, many works have addressed the minimisation of circuit design [32] via factorisation of logic functions, which are idempotent. However, logic functions have a cancelling property not present in $(\mathcal{P}(\mathbb{G}_{\mathbb{B}}^{\text{par}}), \parallel, \cup)$,

namely $a \wedge a = a$ and $(a \wedge b) \vee a = a$, and a commutative property not present in $(\mathcal{P}(\mathbb{G}_{\mathbb{B}}^{seq}), \cdot, \cup)$. This leaves, to the best of our knowledge, the problem of factorising expressions in $(\mathcal{P}(\mathbb{G}_{\mathbb{B}}^{seq}), \cdot, \cup)$ and $(\mathcal{P}(\mathbb{G}_{\mathbb{B}}^{par}), \parallel, \cup)$ open. We start addressing this problem by showing that it does not have a unique solution.

Proposition 4.3. *The factored form of a set of SP graphs is not necessarily unique.*

Proof. Notice that both semirings, namely $(\mathcal{P}(\mathbb{G}_{\mathbb{B}}^{par}), \parallel, \cup)$ and $(\mathcal{P}(\mathbb{G}_{\mathbb{B}}^{seq}), \cdot, \cup)$, are idempotent because their addition operator is the set-union operator, which satisfies that $S \cup S = S$.

Idempotent semirings have no unique factorisation [33], hence SAND trees have no unique factorisation either. For example, by mere algebraic manipulation we obtain two different factorisations for the same set of SP graphs $\{a \parallel a \parallel a, a \parallel a \parallel b, a \parallel b \parallel b, b \parallel b \parallel b\}$ ³.

$$\begin{aligned} \{a, b\} \parallel \{a, b\} \parallel \{a, b\} &= \{a \parallel a \parallel a, a \parallel a \parallel b, a \parallel b \parallel b, b \parallel b \parallel b\} \\ &= (\{a \parallel a\} \parallel \{a, b\}) \cup (\{b \parallel b\} \parallel \{a, b\}) \\ &= (\{a \parallel a\} \cup \{b \parallel b\}) \parallel \{a, b\} \end{aligned}$$

□

4.3. A factorisation heuristic for expressions in idempotent semirings

Our goal next is to introduce a factorisation algorithm for expressions in the idempotent semiring $(\mathcal{P}(X), \cdot, \cup)$, where (X, \cdot) is a semigroup and $P \cdot Q = \{p \cdot q \mid p \in P, q \in Q\}$, which shall be used to factorise SP graphs straightforwardly. For simplicity, given that the reader might be familiar with standard algebraic manipulations, we use $x_1 \cdots x_n$ as a shorthand notation for $\{x_1 \cdots x_n\} \in \mathcal{P}(X)$, x^n instead of $\underbrace{x \cdots x}_n$, and $a + b$ as a shorthand

notation for $a \cup b$ with $a, b \in \mathcal{P}(X)$. This gives, for example, $a^2 + ab + b^2$ instead of $\{a \cdot a\}, \{a \cdot b\}, \{b \cdot b\}$. We remark, nonetheless, that the product operator here should not be assumed to be commutative. For example, aba is not equal to a^2b , unless \cdot is commutative.

The solution we propose is inspired by the factorisation procedure for logic functions introduced in [32]. Let us start by introducing the necessary notations.

- A *cube* is a set $\{x_1 \cdots x_n\} \in \mathcal{P}(X)$ of cardinality one denoting the product $x_1 \cdots x_n$. It is the simplest algebraic expression one can form, such as b^2 and ab with $a, b \in X$.
- An expression in the Sum of Product form (SoP) is an expression of the form $c_1 + \dots + c_n$ where c_1, \dots, c_n are cubes.
- The *length* of an expression f is the minimum positive integer n such that there exists an SoP expression $c_1 + \dots + c_n$ equal to f .

³This example is inspired by a similar example on idempotent semirings given in [33].

- x is said to be a left-divisor of f if y is the largest expression, called the quotient, such that $f = x \cdot y + r$ for some r called the remainder of the division.

Right-division is defined analogously. For example, a is a left-divisor of $a^2 + ab + b^2$ with quotient $a + b$ and remainder b^2 , while b is a right-divisor with quotient $a + b$ and remainder a^2 . If \cdot was commutative, then both right-division and left-division yield the same result.

Proposition 4.4. *Let f be an expression in SoP. Let R be the set of all pairs (x, y) such that $x \cdot y = c$ with c a cube in f . Let $\pi_1(R, z) = \{y \mid (z, y) \in R\}$ and $\pi_2(R, z) = \{x \mid (x, z) \in R\}$ be the projections of the first and second component of R , respectively, onto z . If $\{x_1, \dots, x_n\}$ is a set of maximum cardinality such that $\pi_1(R, x_1) \cap \dots \cap \pi_1(R, x_n)$ is non-empty, then $x_1 + \dots + x_n$ is the quotient of the right-division of f by $\pi_1(R, x_1) \cap \dots \cap \pi_1(R, x_n)$. Likewise, if $\{y_1, \dots, y_n\}$ is a set of maximum cardinality such that $\pi_2(R, y_1) \cap \dots \cap \pi_2(R, y_n)$ is non-empty, then $y_1 + \dots + y_n$ is the quotient of the left-division of f by $\pi_2(R, y_1) \cap \dots \cap \pi_2(R, y_n)$.*

Proof. We just need to prove one of the implications, since the other one is analogous. Let $y = \pi_1(R, x_1) \cap \dots \cap \pi_1(R, x_n)$. On the one hand, by definition of R , we obtain that there must exist r such that $f = (x_1 + \dots + x_n) \cdot y + r$. On the other hand, because $x_1 + \dots + x_n$ is of maximum length, it is the quotient of the right-division of f by y . \square

Based on the proposition above, we build a simple heuristic (described in Algorithm 3) to factorise expressions in $(\mathcal{P}(X), \cdot, \cup)$ by greedily looking for a quotient x and a divisor y such that the product of their length is maximum.

To illustrate how Algorithm 3 works, let us factorise the expression $a^3 + ba^2 + ab^2 + b^3$ over $(\mathcal{P}(X), \cdot, \cup)$ where (X, \cdot) is a commutative monoid. We obtain that $R = \{(a, a^2), (a, ab), (a, b^2), (a^2, a), (a^2, b), (b, a^2), (b, ab), (b, b^2), (b^2, b), (b^2, a), (ab, a), (ab, b)\}$. Therefore, $\pi_1(R, a) = \pi_2(R, a) = \{a^2, ab, b^2\}$, $\pi_1(R, b) = \pi_2(R, b) = \{a^2, ab, b^2\}$ and $\pi_1(R, ab) = \pi_2(R, ab) = \{a, b\}$. This means that Algorithm 3 should choose x_{\max} to be either a or b . Let us assume it chooses b . Then $X = \{b\}$, $Y = \{a^2, ab, b^2\}$ and R is updated by removing all pairs whose second element is not a^2 , ab or b^2 . Any pair whose first element is b is also removed. Hence, in the second loop cycle $R = \{(a, a^2), (a, ab), (a, b^2)\}$. In this case, a is the only element whose projection $\pi_1(R, a) = \pi_1(R, a) = \{a^2, ab, b^2\}$ is non-empty. Hence a is added to X and R is updated accordingly. At this stage R is empty and the algorithm has found the factorisation $(a + b)(a^2 + ab + b^2)$. The algorithm recursively calls itself to factorise the expressions $a + b$ and $a^2 + ab + b^2$ independently, returning $(a + b)^3$.

To finalise this example, let us now consider that the expression $a^3 + ba^2 + ab^2 + b^3$ is taken over $(\mathcal{P}(X), \cdot, \cup)$ where (X, \cdot) is a (non-commutative) monoid. Notice that this is the same expression we factorised earlier; we are just dropping the commutative property. We obtain that $R = \{(a, a^2), (a, b^2), (a^2, a), (b, a^2), (b, b^2), (ba, a), (ab, b), (b^2, b)\}$. Therefore, $\pi_1(R, a) = \{a^2, b^2\}$, $\pi_2(R, a) = \{a^2, ba, \}$, $\pi_1(R, b) = \{a^2, b^2\}$, $\pi_2(R, b) = \{ab, b^2\}$, $\pi_1(R, ba) = \{a\}$, $\pi_2(R, ba) = \emptyset$, $\pi_1(R, ab) = \{b\}$, $\pi_2(R, ab) = \emptyset$, $\pi_1(R, a^2) = \{b\}$, $\pi_2(R, a^2) = \{a, b\}$, $\pi_1(R, b^2) = \{b\}$, and $\pi_2(R, b^2) = \{a, b\}$. This means that Algorithm 3 chooses x_{\max} to be a or b . Say $x_{\max} = a$. Then $X = \{a\}$, $Y = \{a^2, b^2\}$ and R is

Algorithm 3 Factorisation algorithm over an idempotent semiring

Require: An expression f in SoP over an idempotent semiring $(\mathcal{P}(X), \cdot, \cup)$ where (X, \cdot) is a semigroup and $P \cdot Q = \{p \cdot q \mid p \in P, q \in Q\}$.

Ensure: A factorisation of f of the form $g_1 \cdots g_n + r$ where g_1, \dots, g_n are all irreducible.

```
1: function EXPFACTORISATION( $f$ )
2:   Let  $R$  be the set of all pairs  $(x, y)$  such that  $x \cdot y = c$  with  $c$  a cube in  $f$ .
3:   if  $R$  is empty then return  $f$ 
4:   Let  $X$  and  $Y$  be an empty sets
5:   while  $R$  is non empty do
6:     Let  $x_{max}$  such that  $\pi_1(R, x_{max})$  has maximum cardinality
7:     Let  $y_{max}$  such that  $\pi_2(R, y_{max})$  has maximum cardinality
8:     if  $|x_{max}| \geq |y_{max}|$  then
9:       Add  $x_{max}$  to  $X$ 
10:       $Y = \pi_1(R, x_{max})$ 
11:      Remove all pairs  $(x, y)$  in  $R$  such that  $y \notin \pi_1(R, x_{max})$  or  $x = x_{max}$ 
12:    else
13:      Add  $y_{max}$  to  $Y$ 
14:       $X = \pi_2(R, y_{max})$ 
15:      Remove all pairs  $(x, y)$  in  $R$  such that  $x \notin \pi_2(R, y_{max})$  or  $y = y_{max}$ 
16:    if  $X = \emptyset$  then return  $f$   $\triangleright$  No further factorisation is possible
17:    Let  $X = \{x_1, \dots, x_n\}$  and  $x = x_1 + \dots + x_n$ 
18:    Let  $Y = \{y_1, \dots, y_m\}$  and  $y = y_1 + \dots + y_m$ 
19:    Let  $r$  such that  $f = x \cdot y + r$ 
20:    Let  $g_1 \cdots g_m + r$  and  $g'_1 \cdots g'_{m'} + r'$  be the output of the EXPFACTORISATION
    procedure (recursive call) on input  $x$  and  $y$ , respectively.
21:  return  $x' \cdot y' + r$ 
```

updated by removing all pairs whose second element is not a^2 or b^2 . Pairs whose first element is a are also removed. Hence, in the second loop cycle $R = \{(b, a^2), (b, b^2)\}$. In this case, b is the element with the largest projection $\pi_1(R, b) = \{a^2, b^2\}$. Hence b is added to X , $Y = \{a^2, b^2\}$, and R is updated accordingly. At this stage R is empty and the algorithm has found the factorisation $(a + b)(a^2 + b^2)$.

4.4. A factorisation heuristic for sets of homogeneous SP graphs

Now we are ready to describe our factorisation procedure for sets of homogeneous SP graphs via a straightforward translation to an algebraic expression over the appropriate semiring (see Algorithm 4). The algorithm works as follows. If \mathcal{G} consists of a single SP graph, then a specialised procedure called BUILDTREE is used to create a tree whose semantics is \mathcal{G} . This procedure uses an AND gate whenever there is a parallel composition operator in the SP graph, and a SAND gate whenever there is a sequential composition operator in the SP graph. If \mathcal{G} contains various SP graphs all in sequential composition, the algorithm proceeds to create a semiring $R = (\mathcal{P}(X), \cdot, \cup)$ where X contains all SP graphs in parallel composition that are part of an SP graph in \mathcal{G} . Likewise, if \mathcal{G} is in parallel composition the algorithm creates a semiring $R = (\mathcal{P}(X), \parallel, \cup)$ that is commutative. The structure R is used to factorise the expression e , which is the representation of \mathcal{G} as an SoP expression, by calling Algorithm 3. If $e = f_1 \cdots f_n$, then the algorithm creates a tree of the form $b \triangleleft \Delta(t_1, \dots, t_n)$ with $\Delta = \text{AND}$ if \mathcal{G} is in parallel composition, otherwise $\Delta = \text{SAND}$. Each attack tree t_i is obtained by recursively calling TREEFACTORISATION on the set of SP graphs whose algebraic representation is f_i . If $e = f_1 \cdots f_n + r$, then we cannot create a tree in the factored form. Hence, we create a disjunction with two branches. One branch contains a tree whose semantics is $f_1 \cdots f_n$, and the other one a tree whose semantics is r . Lastly, if $e = r$, meaning that e consists of cubes with a single element, or some of the sets of SP graphs $\mathcal{G}_1, \dots, \mathcal{G}_{n+1}$ has no common goal, then we create a disjunction of depth 1 where each branch of the root node is created by calling BUILDTREE on input an SP graph in \mathcal{G} .

This algorithm is rather cumbersome, hence let us run it by using the semantics of the attack tree displayed in Figure 1. The syntax of such a tree is $a \triangleleft \text{SAND}(c \triangleleft \text{OR}(eu \triangleleft \text{SAND}(w, ec), b, x), l)$, where the symbols used are shorthand notations that can be found in the figure itself. It follows that the semantics of such tree is $\{\xrightarrow{w} \xrightarrow{ec} \xrightarrow{l}, \xrightarrow{b} \xrightarrow{l}, \xrightarrow{x} \xrightarrow{l}\}$. Now, to run the generation algorithm we need a relation between attacks and labels. Let us create the relation that trivially follows from the tree itself.

- $\xrightarrow{\ell} \vdash \ell$ for all labels ℓ , i.e. the execution of ℓ indeed achieves ℓ
- $\xrightarrow{w} \xrightarrow{ec} \vdash eu$ and $\xrightarrow{w} \xrightarrow{ec} \vdash c$, because waiting until the user connect to later eavesdrop his credential achieves the goal of eavesdropping and the goal of obtaining the user's credential.
- $\xrightarrow{b} \vdash c$ and $\xrightarrow{x} \vdash c$, because bruteforce and exploitation are independent ways to obtain a credential
- $\xrightarrow{w} \xrightarrow{ec} \xrightarrow{l} \vdash a$
- $\xrightarrow{b} \xrightarrow{l} \vdash a$

Algorithm 4 Factorisation algorithm for a set of SP graphs of the same type

Require: A goal relation \vdash and a non-empty set of homogeneous SP graphs that share a common goal.

Ensure: An optimally-labelled tree t with semantics \mathcal{G} . The produced tree has been optimised for minimum size via factorisation.

```

1: function TREEFACTORISATION( $\vdash, \mathcal{G}$ )
2:   Let  $b$  be the output of FINDOPTIMALLABEL on input  $\mathcal{G}$ 
3:   if  $\mathcal{G} = \{g\}$  then
4:     return The output of the BUILDTREE procedure below on input  $(\vdash, g)$ 
5:   Let  $X$  be an empty set
6:   if  $\mathcal{G}$  is in parallel composition then
7:     for all  $g_1 \parallel \dots \parallel g_n \in \mathcal{G}$  where each  $g_i$  is not in parallel composition do
8:       Add  $g_1, \dots, g_n$  to  $X$ 
9:     Let  $R = (\mathcal{P}(X), \parallel, \cup)$  be a semiring with  $(X, \parallel)$  a commutative semigroup.
10:  else
11:    for all  $g_1 \cdot \dots \cdot g_n \in \mathcal{G}$  where each  $g_i$  is not in sequential composition do
12:      Add  $g_1, \dots, g_n$  to  $X$ 
13:    Let  $R = (\mathcal{P}(X), \cdot, \cup)$  be a semiring with  $(X, \cdot)$  a semigroup.
14:    Let  $e$  be the  $R$ -algebraic expression in SoP obtained from  $\mathcal{G}$ 
15:    Call Algorithm 3 (EXPFACTORISATION) to factorise  $e$  into  $f_1 \cdots f_n + r$ .
16:    Let  $\mathcal{G}_i$  be a set of SP graphs in  $R$  whose algebraic representation is  $f_i$ 
17:    Let  $\mathcal{G}_{n+1}$  be a set of SP graphs in  $R$  whose algebraic representation is  $r$ 
18:    if  $n = 0$  or  $\exists \mathcal{G}_i$  s.t. its SP graphs have no common goal then
19:      Let  $\{g_1, \dots, g_m\} = \mathcal{G}$ 
20:       $\forall g_i, t_i$  is the output of BUILDTREE on input  $(\vdash, g_i)$ 
21:      return  $b \triangleleft \text{OR}(t_1, \dots, t_m)$   $\triangleright$  A flat tree is built
22:    else if  $e$  is factorised as  $f_1 \cdots f_n$  with  $n > 1$  then  $\triangleright r$  is the empty expression
23:       $\forall \mathcal{G}_i, t_i$  is the output of TREEGENERATION (Algorithm 2) on input  $(\vdash, \mathcal{G}_i)$ 
24:      if  $\mathcal{G}$  is in parallel composition then return  $b \triangleleft \text{AND}(t_1, \dots, t_n)$ 
25:      else return  $b \triangleleft \text{SAND}(t_1, \dots, t_n)$ 
26:    else if  $e$  is factorised as  $f_1 \cdots f_n + r$  with  $n > 1$  then  $\triangleright$  A partial factorisation
27:       $t_l$  is the output of TREEGENERATION on input  $(\vdash, \mathcal{G}_1 \cup \dots \cup \mathcal{G}_n)$ 
28:       $t_r$  is the output TREEGENERATION on input  $(\vdash, \mathcal{G}_{n+1})$ 
29:      if  $t_r \equiv b_r \triangleleft \text{OR}(t_1, \dots, t_m)$  then return  $b \triangleleft \text{OR}(t_l, t_1, \dots, t_m)$ 
30:      else return  $b \triangleleft \text{OR}(t_l, t_r)$ 

```

Algorithm 5 An algorithm that builds an optimally-labelled tree from a single SP graph.

Require: A goal relation \vdash and an SP graph g .

Ensure: An optimally-labelled tree t with semantics $\{g\}$.

```

1: function BUILDTREE( $\vdash, g$ )
2:   Let  $b$  be the output of FINDOPTIMALLABEL on input  $\{g\}$ 
3:   if  $g$  is a simple graph then return the single-node SAND tree  $b$    $\triangleright$  Here  $g \equiv b$ 
4:   if  $g$  is in parallel composition then
5:     Let  $g = g_1 \parallel \dots \parallel g_n$  with  $n$  maximum
6:   else
7:     Let  $g = g_1 \cdot \dots \cdot g_n$  with  $n$  maximum
8:    $\forall g_i, t_i$  is the output of BUILDTREE on input  $(\vdash, g_i)$ 
9:   if  $g$  is in parallel composition then return  $b \triangleleft \text{AND}(t_1, \dots, t_n)$ 
10:  else return  $b \triangleleft \text{SAND}(t_1, \dots, t_n)$ 

```

$$\bullet \xrightarrow{x} \xrightarrow{l} \vdash a$$

The last three relations are inferred from the attack-tree semantics and the root goal a . Now, let us run Algorithm 4 on input $(\vdash, \{\xrightarrow{w} \xrightarrow{ec} \xrightarrow{l}, \xrightarrow{b} \xrightarrow{l}, \xrightarrow{x} \xrightarrow{l}\})$, which is a homogeneous set of SP graphs with a common goal a .

Because \mathcal{G} is in sequential composition, Algorithm 4 creates the set $X = \{\xrightarrow{w} \xrightarrow{ec}, \xrightarrow{l}, \xrightarrow{b}, \xrightarrow{x}\}$ and the algebraic structure $(\mathcal{P}(X), \cdot, \cup)$. From \mathcal{G} , it creates the expression $e = \xrightarrow{w} \xrightarrow{ec} \xrightarrow{l} + \xrightarrow{b} \xrightarrow{l} + \xrightarrow{x} \xrightarrow{l}$. By calling Algorithm 3, e is factorised as $(\xrightarrow{w} \xrightarrow{ec} + \xrightarrow{b} + \xrightarrow{x}) \xrightarrow{l}$. Next, the algorithm looks for an optimal label common to the attacks $\xrightarrow{w} \xrightarrow{ec}, \xrightarrow{b}, \xrightarrow{x}$. Such optimal label is c , and it is unique. Therefore, the algorithm calls recursively itself to create a tree with root label c and semantics $\{\xrightarrow{w} \xrightarrow{ec}, \xrightarrow{b}, \xrightarrow{x}\}$. Let us call such tree t_1 . Likewise, the optimal label for $\{\xrightarrow{l}\}$ is found to be l . The attack tree with root label l and semantics $\{\xrightarrow{l}\}$ is just the simple tree l . Therefore, the algorithm returns the tree $a \triangleleft \text{SAND}(t_1, l)$.

Now, let us see how Algorithm 4 handles the input $(\vdash, \{\xrightarrow{w} \xrightarrow{ec}, \xrightarrow{b}, \xrightarrow{x}\})$. In this case, $X = \{\xrightarrow{w} \xrightarrow{ec}, \xrightarrow{b}, \xrightarrow{x}\}$ and $e = \xrightarrow{w} \xrightarrow{ec} + \xrightarrow{b} + \xrightarrow{x}$. The factorisation of e gives $f_1 = \xrightarrow{w}$, $f_2 = \xrightarrow{ec}$ and $r = \xrightarrow{b} + \xrightarrow{x}$. Therefore, we are in the case where only a partial factorisation was found. The SAND tree corresponding to the remainder $\xrightarrow{b} + \xrightarrow{x}$ is $c \triangleleft \text{OR}(b, x)$, because c is the shared goal of both attack steps. Likewise, the SAND tree for $\xrightarrow{w} \xrightarrow{ec}$ is $c \triangleleft \text{SAND}(w, ec)$. This means that the output of the algorithm on input $(\vdash, \{\xrightarrow{w} \xrightarrow{ec}, \xrightarrow{b}, \xrightarrow{x}\})$ is the SAND tree $c \triangleleft \text{OR}(c \triangleleft \text{SAND}(w, ec), b, x)$, which coincides with the attack tree in Figure 1.

Theorem 4.3. Algorithm 4 produces optimally-labelled trees.

Proof. As in the proof of Theorem 4.2, all we need to show is that a tree can always be produced. The fact that the produced tree is optimal labelled comes from the use of the FINDOPTIMALLABEL procedure to create labels, which was already shown to use optimal labels. Now, an optimally-labelled tree exists whenever the set of SP graphs has a common goal. In Step 18, we ensure that, if any of the sets $\mathcal{G}_1, \dots, \mathcal{G}_{n+1}$ has no common goal or if no factorisation exists, then our algorithm builds a flat tree where each branch of the root is a tree t_i with semantics $\{t_i\}$ where $\mathcal{G} = \{g_1, \dots, g_m\}$. Because the goal relation satisfies that every SP graph g satisfies some goal and, by the premise of Algorithm 4, the SP graphs in \mathcal{G} have a common goal, then we conclude that Algorithm 4 always produce a tree, and that such a tree is optimally labelled. \square

Remark 4.2. *If the semiring is commutative, then the set R in Algorithm 3 has exponential size in terms of the number of cubes in the expression. The size of each cube also contributes exponentially to the size of R . A workaround to this problem is assuming the semiring to be non-commutative based, for example, on a lexicographical order on X .*

5. A system model to efficiently reason about attacks and goals

Two main questions remain unanswered in our approach. First, how can attacks and their relation to goals be obtained from a system model? Second, what sort of goal relation would allow for an efficient implementation of the procedure FINDOPTIMALLABEL? This section gives answers to both questions by introducing a class of labelled transition systems that expresses attacks and goals in a way that allows for implementing the procedure FINDOPTIMALLABEL efficiently.

5.1. Mixed Kripke Structure: the system model

A Kripke structure is a variation of the *Labelled Transition Systems* (LTS), which are used to describe the behaviour of a system by defining the transitions that bring a system from one state into another. Each state in a Kripke structure contains properties that hold in the corresponding state, such as the knowledge of an attacker or the location of a secret document. The transition system progresses via application of transition rules until a final state is reached.

Formally, a *Mixed kripke Structure* is a quadruple $(\mathcal{S}, \Lambda, \rightarrow, s_0, F)$, where \mathcal{S} is a set of *states*; Λ is a set of *labels*; $\rightarrow \subseteq \mathcal{S} \times \Lambda \times \mathcal{S}$ is a *transition relation*; $s_0 \in \mathcal{S}$ is the *initial state* and $F \subset \mathcal{S}$ is a set of final states. We usually write $s \xrightarrow{a} s'$ to say that $(s, a, s') \in \rightarrow$. And we say that $s_0 \xrightarrow{a_0} s_1 \xrightarrow{a_1} s_2 \cdots s_{n-1} \xrightarrow{a_{n-1}} s_n$ is a *path* if $s_n \in F$ and $s_i \xrightarrow{a_i} s_{i+1}$ for every $i \in \{0, \dots, n-1\}$. Any portion of the path formed by one or more consecutive transitions is called a *subpath*. When s_0 is a final state, then s_0 itself is a path with no transition. We use $paths(l)$ to denote the set of all paths generated by a labelled transition system l .

States. As mentioned earlier, states contains system properties, which we formalise as predicates constructed over a signature Σ (i.e. a collection of function symbols). Function symbols of arity zero are called constants and are written without parentheses, such the name of a system actor (e.g. *Bob*) or the name of an item (e.g. *pwd* to refer to a password). Function symbols with non-zero arity surround within parentheses their arguments, such as $\text{knows}(\text{Bob}, \text{pwd})$ to denote that *Bob* knows password *pwd*.

The transition relation. The transition relation is defined through *transition rules*. Every transition rule is of the form $[\text{name}] \frac{C}{s \xrightarrow{a} f(s)}$, and contains a condition C and a conclusion $s \xrightarrow{a} f(s)$. The name of a transition rule is given left of the line. The condition C consists of zero or more predicates p that must be present in state s to enable the transition rule. The conclusion $s \xrightarrow{a} f(s)$ describes the state change when the transition occurs, with f a function mapping old state s to a new state $f(s)$. The arrow is labelled with the event that describes the transition. The predicates may contain variables which are implicitly universally quantified.

5.2. A network security example

Next, we illustrate how the introduced system model can be used to provide a small network security scenario with a formal specification.

System description. The system example consists of a computer network where users log in to password-protected servers.

We use U and P to denote the set of users and passwords, respectively. Ownership of a password is denoted by the predicate $\text{knows}(u, \text{psw})$, where $u \in U$ and $\text{psw} \in P$. The predicate $\text{loggedin}(u, c)$ denotes that the user $u \in U$ has logged into the server $\text{serv} \in S$.

Let $\text{accepts}(\text{serv}, \text{psw})$ be a predicate denoting that server $\text{serv} \in S$ accepts password $\text{psw} \in P$. Then, a user u can connect to a server serv if the user knows a password that the server accepts. This is expressed by the following rule.

$$[\text{loggingIn}] \frac{u \in U, \text{serv} \in S, \text{psw} \in P, \text{knows}(u, \text{psw}), \text{accepts}(\text{serv}, \text{psw})}{s \xrightarrow{\text{loggingIn}(u, \text{serv})} s \cup \{\text{loggedin}(u, \text{serv})\}}$$

Up to here we have specified a system where regular users can log into a server, provided they have the right credential.

The next step is to formalise possible actions that a malicious user can take. We start specifying the *exploit* rule, which allows a malicious user to, via an exploit, create a new credential on a server.

$$[\text{exploit}] \frac{u \in U, \text{serv} \in S, \text{psw} \in P, \text{knows}(u, \text{psw})}{s \xrightarrow{\text{exploit}(u, \text{serv})} s \cup \{\text{accepts}(\text{serv}, \text{psw})\}}$$

The rule *forcePsw* specifies how an attacker can bruteforce a password and find a suitable credential on a server.

$$[\text{forcePsw}] \frac{u \in U, \text{psw} \in P, \text{accepts}(\text{serv}, \text{psw})}{s \xrightarrow{\text{forcePsw}(u, \text{serv})} s \cup \{\text{knows}(u, \text{psw})\}}$$

Lastly, the rule `listen` expresses that a malicious user can eavesdrop on a connection of another user in order to find a credential for the server.

$$[\text{listen}] \frac{u, u' \in U, \text{serv} \in S, \text{psw} \in P, \text{loggedin}(u, \text{serv}), \text{knows}(u, \text{psw}), \text{accepts}(\text{serv}, \text{psw})}{s \xrightarrow{\text{listen}(u', u, \text{serv}, \text{psw})} s \cup \{\text{knows}(u', \text{psw})\}}$$

In this rule, u' is the malicious user.

Initial state. The initial state of our system consists of a user *Bob* with password psw_{Bob} and a server *serv* that accepts passwords psw_{Bob} . We consider another user *Eve* with password psw_{Eve} that is not accepted by *serv*. That is to say, our initial state s_0 is $\{\text{knows}(\text{Bob}, \text{psw}_{\text{Bob}}), \text{knows}(\text{Eve}, \text{psw}_{\text{Eve}}), \text{accepts}(\text{serv}, \text{psw}_{\text{Bob}})\}$.

Final states. Lastly, we define the set of final states to be any state where *Eve* is logged in the server, i.e. $F = \{s \in \mathcal{S} \mid \text{loggedin}(\text{Eve}, s) \in s\}$. Each of those final states represents a security breach, one where *Eve* logged in to the server without being authorised.

Paths. By analysing the system transition rules, one can compute the following three paths that lead to a successful attack, i.e. that allows the system to move from the initial state to a final state. Note that, this is not an exhaustive list of paths.

1. $s_0 \xrightarrow{\text{exploit}(\text{Eve}, \text{serv})} s_0 \cup \{\text{accepts}(\text{serv}, \text{psw}_{\text{Eve}})\}$
 $\xrightarrow{\text{loggingIn}(\text{Eve}, \text{serv})} s_0 \cup \{\text{accepts}(\text{serv}, \text{psw}_{\text{Eve}}), \text{loggedin}(\text{Eve}, \text{serv})\}$
2. $s_0 \xrightarrow{\text{forcePsw}(\text{Eve}, \text{serv})} s_0 \cup \{\text{knows}(\text{Eve}, \text{psw}_{\text{Bob}})\}$
 $\xrightarrow{\text{loggingIn}(\text{Eve}, \text{serv})} s_0 \cup \{\text{knows}(\text{Eve}, \text{psw}_{\text{Bob}}), \text{loggedin}(\text{Eve}, \text{serv})\}$
3. $s_0 \xrightarrow{\text{loggingIn}(\text{Bob}, \text{serv})} s_0 \cup \{\text{loggedin}(\text{Bob}, \text{serv})\}$
 $\xrightarrow{\text{listen}(\text{Eve}, \text{Bob}, \text{serv})} s_0 \cup \{\text{loggedin}(\text{Bob}, \text{serv}), \text{knows}(\text{Eve}, \text{psw}_{\text{Bob}})\}$
 $\xrightarrow{\text{loggingIn}(\text{Eve}, \text{serv})} s_0 \cup \{\text{loggedin}(\text{Bob}, \text{serv}), \text{knows}(\text{Eve}, \text{psw}_{\text{Bob}}), \text{loggedin}(\text{Eve}, \text{serv})\}$

5.3. From paths in an LTS to SP graphs

The generation algorithm requires attacks expressed as SP graphs and a goal relation. A straightforward transformation of an LTS path into an SP graph is as follows. A single transition $s \xrightarrow{a} s'$ results in the simple SP graph (s, a, s') , i.e. in an SP graph with a single vertex labelled (s, a, s') . A subpath $s_i \xrightarrow{a_i} s_{i+1} \cdots s_{j-1} \xrightarrow{a_{j-1}} s_j$ is transformed into the SP graph $(s_i, a_i, s_{i+1}) \cdot \dots \cdot (s_{j-1}, a_{j-1}, s_j)$ where \cdot is the sequential composition operator. In this case, an SP graph label carries the same information as a transition in an LTS path.

Because SP graph labels become attack tree labels in our attack-tree generation approach, we argue for a transformation that produces smaller labels. In particular, we propose a transformation where each SP graph label focuses on what the attacker has

accomplished by making a transition from a state s to another state s' , rather than on the entire system state. Given a transition $s \xrightarrow{a} s'$, what the attacker has accomplished is the subtraction of the properties $s \setminus s'$ from the system, where \setminus is the set subtraction operator, and the addition of the properties $s' \setminus s$. Therefore, we transform a transition $s \xrightarrow{a} s'$ into a simple SP graph $(s \setminus s', s' \setminus s)$. Take the following transition as an example.

$$\{\text{knows}(\text{Bob}, \text{psw}_{\text{Bob}}), \text{knows}(\text{Eve}, \text{psw}_{\text{Eve}}), \text{accepts}(\text{serv}, \text{psw}_{\text{Bob}})\} \xrightarrow{\text{exploit}(\text{Eve}, \text{serv})} \{\text{knows}(\text{Bob}, \text{psw}_{\text{Bob}}), \text{knows}(\text{Eve}, \text{psw}_{\text{Eve}}), \text{accepts}(\text{serv}, \text{psw}_{\text{Bob}}), \text{accepts}(\text{serv}, \text{psw}_{\text{Eve}})\}$$

Rather than carrying all the information in the transition, we propose to succinctly express this step by $(\emptyset, \{\text{accepts}(\text{serv}, \text{psw}_{\text{Eve}})\})$, which describes an attack step where the adversary manages to add the password psw_{Eve} to the server serv by launching an exploit. We extend this transformation to subpaths in the straightforward way, which would give the following SP graphs corresponding to the three LTS paths obtained from our network example:

1. $(\emptyset, \{\text{accepts}(\text{serv}, \text{psw}_{\text{Eve}})\}) \cdot (\emptyset, \{\text{loggedin}(\text{Eve}, \text{serv})\})$
2. $(\emptyset, \{\text{knows}(\text{Eve}, \text{psw}_{\text{Bob}})\}) \cdot (\emptyset, \{\text{loggedin}(\text{Eve}, \text{serv})\})$
3. $(\emptyset, \{\text{loggedin}(\text{Bob}, \text{serv})\}) \cdot (\emptyset, \{\text{knows}(\text{Eve}, \text{psw}_{\text{Bob}})\}) \cdot (\emptyset, \{\text{loggedin}(\text{Eve}, \text{serv})\})$

Definition 5.1 (Goal relation). *An attack goal is a pair of sets of predicates $(P^-, P^+) \in \mathcal{P}(\mathbb{P}) \times \mathcal{P}(\mathbb{P})$ where P^- and P^+ contains the system properties the attacker wishes to remove and add, respectively. We say that an SP graph $G = (P_i^-, P_i^+) \cdot \dots \cdot (P_j^-, P_j^+)$ obtained from an LTS subpath, $s_i \xrightarrow{a_i} s_{i+1} \dots s_{j-1} \xrightarrow{a_{j-1}} s_j$, satisfies a goal (P^-, P^+) , denoted $G \vdash (P^-, P^+)$, if the following two conditions hold:*

1. $P^- \subseteq s_i \setminus s_j$, meaning that each property in P^- has been removed from the system.
2. $P^+ \subseteq s_j \setminus s_i$, meaning that every property in P^+ has been added to the system.

Note that an SP graph over $\mathcal{P}(\mathbb{P}) \times \mathcal{P}(\mathbb{P})$ may satisfy many goals. In particular, if $G \vdash (X, Y)$, then $G \vdash (X', Y')$ for every $X' \subseteq X, Y' \subseteq Y$. That is, the fewer predicates in a goal, the more *achievable* it becomes. In particular, $G \vdash (\emptyset, \emptyset)$ for every SP graph G , which makes \vdash a total relation. Further note that none of the SP graphs that we produce from an LTS specification contains parallel composition. This means that attack trees whose semantics is $\text{attacks}(l)$ may contain disjunctive (OR) and sequential conjunctive (SAND) refinements, but not conjunctive refinement (AND).

We are ready now to establish the main result of this section, which shows that the goal relation above allows for an efficient implementation of the `FINDOPTIMALLABEL`.

Theorem 5.1. Let $\mathcal{G} = \{g_1, \dots, g_n\}$ be a set of SP graphs obtained, respectively, from the following LTS subpaths,

$$\begin{aligned} \tau_1 &= s_{i_1}^1 \xrightarrow{a_{i_1}^1} s_{i_1+1}^1 \cdots s_{j_1-1}^1 \xrightarrow{a_{j_1-1}^1} s_{j_1}^1 \\ &\dots \\ \tau_n &= s_{i_n}^n \xrightarrow{a_{i_n}^n} s_{i_n+1}^n \cdots s_{j_n-1}^n \xrightarrow{a_{j_n-1}^n} s_{j_n}^n \end{aligned}$$

A goal b satisfying that $\mathcal{G} \subseteq \text{attacks}(b)$ with $|\text{attacks}(b)|$ minimum, i.e. a solution to the FINDOPTIMALLABEL problem on input (\vdash, \mathcal{G}) , can be calculated by,

$$b = ((s_{i_1}^1 \setminus s_{j_1}^1) \cap \dots \cap (s_{i_n}^n \setminus s_{j_n}^n), (s_{j_1}^1 \setminus s_{i_1}^1) \cap \dots \cap (s_{j_n}^n \setminus s_{i_n}^n))$$

Proof. Recall that $\text{attacks}(b)$ contains all SP graphs that satisfy b . The proof is based on the following property of the goal relation: if $g \vdash (X, Y)$, $X' \subseteq X$ and $Y' \subseteq Y$, then $g \vdash (X', Y')$. A corollary of this result is that $\text{attacks}((X, Y)) \subseteq \text{attacks}((X', Y'))$.

Assume there exists another common goal $b' = (P^-, P^+)$ with $|\text{attacks}(b')| < |\text{attacks}(b)|$. Because b' is satisfied by all SP graphs in \mathcal{G} , it must be the case that $P^- \subseteq (s_{i_k}^k \setminus s_{j_k}^k)$ and $P^+ \subseteq (s_{j_k}^k \setminus s_{i_k}^k)$ for every $k \in \{1, \dots, n\}$, which gives $P^- \subseteq (s_{i_1}^1 \setminus s_{j_1}^1) \cap \dots \cap (s_{i_n}^n \setminus s_{j_n}^n)$ and $P^+ \subseteq (s_{j_1}^1 \setminus s_{i_1}^1) \cap \dots \cap (s_{j_n}^n \setminus s_{i_n}^n)$. This gives that $\text{attacks}(b) \subseteq \text{attacks}(b')$, which contradicts $|\text{attacks}(b')| < |\text{attacks}(b)|$. \square

The FINDOPTIMALLABEL procedure derived in Theorem 5.1 calculates $2n$ set intersections. In general, that would result in a worst-cased complexity $\mathcal{O}(n \cdot |\mathbb{P}|)$. In practice, however, we argue this algorithm is much more efficient as labels only contains changes in the system states, hence they should be relatively small in comparison to the system states.

We finally have all the ingredients necessary to showcase our attack-tree generation approach by using the output of the LTS specification from our running example. The result is displayed by Figure 4 on input the three SP graphs listed above. When drawing the tree we removed unnecessary information to make the labels easier to read. We also added to the leaf nodes' labels the name of the action of the transition used to obtain the leaf node's label. Even though actions are not part of an attack goal, they can be carried as metadata to improve the readability of the tree.

The resulting tree expresses the following attack scenario. An attack occurs when a malicious user *Eve* logged into the server. *Eve* can do so in two ways. On the one hand, *Eve* can includes her own password in the server, which she accomplishes via an exploit. On the other hand, *Eve* may learn *Bob*'s password, which she accomplishes in two ways: by brute-forcing *Bob*'s password or eavesdropping on the communication between *Bob* and the server. The latter requires *Bob* to log in to the server.

Notice how the produced tree provides *just* the necessary information needed to understand the attacker's goal at each level of the tree. For example, the root's children on the right says that *Eve* needs to learn *Bob*'s password, but it does not tell how. The deeper the analyst goes onto the tree, the more details about the attack it obtains.

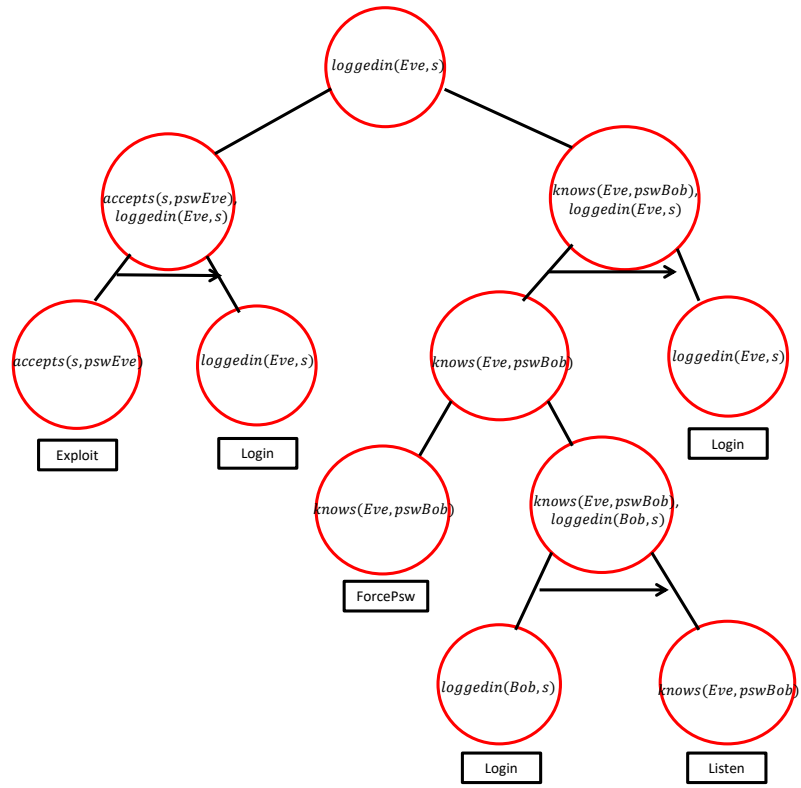


Figure 4: A graphical representation of the tree generated by our approach on input the three SP graphs produced from our network example.

6. Conclusions

We have introduced the first attack-tree generation framework that optimises the labelling and shape of the generated trees, while guaranteeing their soundness and correctness with respect to a system specification. The core of the article is dedicated to describing and proving correct the various algorithms involved in the generation approach. Particularly relevant is our reduction of the tree minimisation problem to the factorisation problem of algebraic expressions, which calls for further research on the factorisation of (commutative) semirings without multiplicative identity. We showed the feasibility of our approach by introducing a system model that couples well with our generation framework, and validated the entire approach via a small running example. Future work will be directed towards interfacing the generation framework with a model checker tool, such as mCRL2⁴, to allow for a large-scale validation of the approach.

References

- [1] B. Schneier, Attack trees, *Dr. Dobbs's journal* 24 (12) (1999) 21–29.
- [2] M. Ford, M. Fraile, O. Gadyatskaya, R. Kumar, M. Stoellinga, R. Trujillo-Rasua, Using attack-defense trees to analyze threats and countermeasures in an ATM: A case study, in: *Proc. of PoEM*, Springer, 2016.
- [3] A. Shostack, *Threat modeling: Designing for security*, Wiley, 2014.
- [4] M. Audinot, S. Pinchinat, B. Kordy, Is my attack tree correct?, in: *European Symposium on Research in Computer Security*, Springer, 2017, pp. 83–102.
- [5] M. Audinot, S. Pinchinat, B. Kordy, Guided design of attack trees: a system-based approach, in: *2018 IEEE 31st Computer Security Foundations Symposium (CSF)*, IEEE, 2018, pp. 61–75.
- [6] O. Gadyatskaya, R. Jhawar, S. Mauw, R. Trujillo-Rasua, T. A. C. Willemse, [Refinement-aware generation of attack trees](#), in: *Security and Trust Management - 13th International Workshop, STM 2017, Oslo, Norway, September 14-15, 2017, Proceedings, Vol. 10547 of LNCS*, 2017, pp. 164–179. doi: [10.1007/978-3-319-68063-7_11](https://doi.org/10.1007/978-3-319-68063-7_11). URL https://doi.org/10.1007/978-3-319-68063-7_11
- [7] S. Pinchinat, M. Acher, D. Vojtisek, Atsyra: An integrated environment for synthesizing attack trees, in: S. Mauw, B. Kordy, S. Jajodia (Eds.), *Graphical Models for Security*, Springer International Publishing, Cham, 2016, pp. 97–101.
- [8] R. Vigo, F. Nielsen, H. R. Nielson, Automated generation of attack trees, in: *Proc. of CSF*, IEEE, 2014, pp. 337–350.

⁴<https://www.mcrl2.org/web/index.html>

- [9] M. G. Ivanova, C. W. Probst, R. R. Hansen, F. Kammüller, Transforming graphical system models to graphical attack models, in: Proc. of GraMSec, Springer, 2015.
- [10] J. B. Hong, D. S. Kim, T. Takaoka, Scalable attack representation model using logic reduction techniques, in: Proc. of TrustCom, IEEE, 2013.
- [11] O. Gadyatskaya, How to generate security cameras: Towards defence generation for socio-technical systems, in: Proc. of GraMSec, Springer, 2015.
- [12] W. Wideł, M. Audinot, B. Fila, S. Pinchinat, Beyond 2014: Formal methods for attack tree-based security modeling, ACM Computing Surveys (CSUR) 52 (4) (2019) 1–36.
- [13] J. Bryans, L. S. Liew, H. N. Nguyen, G. Sabaliauskaite, S. Shaikh, F. Zhou, A template-based method for the generation of attack trees, in: M. Laurent, T. Giannetsos (Eds.), Information Security Theory and Practice, Springer International Publishing, Cham, 2020, pp. 155–165.
- [14] S. Pinchinat, F. Schwarzentruher, S. Lê Cong, Library-based attack tree synthesis, in: International Workshop on Graphical Models for Security (GraMSec), Springer, 2020, pp. 24–44.
- [15] M. Kern, B. Liu, V. P. Betancourt, J. Becker, Model-based attack tree generation for cybersecurity risk-assessments in automotive, in: 2021 IEEE International Symposium on Systems Engineering (ISSE), 2021, pp. 1–7. doi: [10.1109/ISSE51541.2021.9582462](https://doi.org/10.1109/ISSE51541.2021.9582462).
- [16] S. Paul, Towards automating the construction & maintenance of attack trees: a feasibility study, in: Proc. of GraMSec, 2014.
- [17] R. Jhawar, K. Lounis, S. Mauw, Y. Ramírez-Cruz, Semi-automatically augmenting attack trees using an annotated attack tree library, in: S. K. Katsikas, C. Alcaraz (Eds.), Security and Trust Management, Springer International Publishing, Cham, 2018, pp. 85–101.
- [18] H. Mantel, C. W. Probst, On the meaning and purpose of attack trees, in: 2019 IEEE 32nd Computer Security Foundations Symposium (CSF), 2019, pp. 184–18415. doi: [10.1109/CSF.2019.00020](https://doi.org/10.1109/CSF.2019.00020).
- [19] M. Audinot, S. Pinchinat, On the soundness of attack trees, in: B. Kordy, M. Ekstedt, D. S. Kim (Eds.), Graphical Models for Security, Springer International Publishing, Cham, 2016, pp. 25–38.
- [20] R. Jhawar, B. Kordy, S. Mauw, S. Radomirović, R. Trujillo-Rasua, [Attack trees with sequential conjunction](#), in: Proc. of SEC, Vol. 455 of IFIP AICT, Springer, 2015.
URL <http://satoss.uni.lu/sjouke/papers/JKMR15.pdf>

- [21] J. Dawkins, J. Hale, A systematic approach to multi-stage network attack analysis, in: Proc. of Inf. Assurance Workshop, IEEE, 2004.
- [22] O. Sheyner, J. Haines, S. Jha, R. Lippmann, J. M. Wing, Automated generation and analysis of attack graphs, in: Proc. of S&P Symposium, IEEE, 2002, pp. 273–284.
- [23] S. Mauw, M. Oostdijk, Foundations of attack trees, in: D. H. Won, S. Kim (Eds.), Information Security and Cryptology - ICISC 2005, Springer Berlin Heidelberg, Berlin, Heidelberg, 2006, pp. 186–198.
- [24] R. Jhawar, B. Kordy, S. Mauw, S. Radomirović, R. Trujillo-Rasua, Attack trees with sequential conjunction, in: H. Federrath, D. Gollmann (Eds.), ICT Systems Security and Privacy Protection, Springer International Publishing, Cham, 2015, pp. 339–353.
- [25] R. Groner, T. Witte, A. Raschke, S. Hirn, I. Pekaric, M. Frick, M. Tichy, M. Felderer, Model-based generation of attack-fault trees, in: International Conference on Computer Safety, Reliability, and Security, Springer, 2023, pp. 107–120.
- [26] S. Pinchinat, M. Acher, D. Vojtisek, Towards synthesis of attack trees for supporting computer-aided risk analysis, in: Proc. of SEFM and Workshops, Vol. 8938 of LNCS, 2014, pp. 363–375.
- [27] S. Pinchinat, M. Acher, D. Vojtisek, Atsyra: An integrated environment for synthesizing attack trees: (tool paper), in: Graphical Models for Security: Second International Workshop, GraMSec 2015, Verona, Italy, July 13, 2015, Revised Selected Papers 2, Springer, 2016, pp. 97–101.
- [28] A.-M. Konsta, B. Spiga, A. L. Lafuente, N. Dragoni, A survey of automatic generation of attack trees and attack graphs (2023). [arXiv:2302.14479](https://arxiv.org/abs/2302.14479).
- [29] S. Mauw, M. Oostdijk, [Foundations of Attack Trees](#), in: Proc. of ICISC, Springer, 2005, pp. 186–198.
URL <http://citeseerx.ist.psu.edu/viewdoc/summary?doi=10.1.1.97.1056>
- [30] S. Mauw, M. Oostdijk, Foundations of attack trees, in: Proc. of ICISC, Vol. 3935 of LNCS, 2005, pp. 186 – 198.
- [31] B. Kordy, S. Mauw, S. Radomirović, P. Schweitzer, Foundations of Attack–Defense Trees, in: P. Degano, S. Etalle, J. D. Guttman (Eds.), FAST, Vol. 6561 of LNCS, Springer, 2010, pp. 80–95.
- [32] R. Brayton, R. Rudell, A. Sangiovanni-Vincentelli, A. Wang, Mis: A multiple-level logic optimization system, Computer-Aided Design of Integrated Circuits and Systems, IEEE Transactions on 6 (6) (1987) 1062–1081. [doi:10.1109/TCAD.1987.1270347](https://doi.org/10.1109/TCAD.1987.1270347).

- [33] A. Agudelo, Polynomials over strict semirings do not admit unique factorization (2018). [arXiv:1810.04812](https://arxiv.org/abs/1810.04812).

Appendix

Theorem 4.1. The set cover problem is polynomial-time reducible to the problem of finding the smallest partition $\{\mathcal{G}_1, \dots, \mathcal{G}_k\}$ of a set of graphs \mathcal{G} such that, for every $i \in \{1, \dots, k\}$, \mathcal{G}_i is an homogeneous set of SP graphs and there exists a label b such that $\forall g \in \mathcal{G}_i: g \vdash b$.

Proof. First, we describe the set cover problem. Let U be a set of elements and $\mathcal{S} = \{S_1, \dots, S_m\}$ subsets of U . A set $\mathcal{C} \subseteq \mathcal{S}$ is said to be a cover if $\bigcup_{S \in \mathcal{C}} S = U$. The set cover problem consists in finding a cover \mathcal{C} of minimum cardinality.

Without loss of generality, assume $U = \{g_1, \dots, g_n\}$ is a homogeneous set of SP graphs. Likewise, we shall consider $\{S_1, \dots, S_m\}$ to be labels of SAND trees. Build the goal relation \vdash as follows:

$$g_i \vdash S_j \iff g_i \in S_j$$

First, let us show how to obtain, given a cover S_{i_1}, \dots, S_{i_k} , a partition $\{\mathcal{G}_1, \dots, \mathcal{G}_k\}$ of U such that, for every $i \in \{1, \dots, k\}$, there exists a label S_j such that $\forall g \in \mathcal{G}_i: g \vdash S_j$. The algorithm works as follows. From $j = 1$ to $j = k - 1$, let \mathcal{G}_j be the set containing all elements in S_{i_j} that do not appear in the remaining sets $S_{i_{j+1}}, \dots, S_{i_k}$. Let $\mathcal{G}_k = S_{i_k}$. It follows that $\{\mathcal{G}_1, \dots, \mathcal{G}_k\}$ is a partition of U . Now, because $\mathcal{G}_j \subseteq S_{i_j}$, we obtain that $\forall g \in \mathcal{G}_j: g \vdash S_{i_j}$.

Second, let us show how to obtain a solution to the set cover problem, given a partition $\{\mathcal{G}_1, \dots, \mathcal{G}_k\}$ of minimum cardinality of U such that, for every $i \in \{1, \dots, k\}$, there exists a label S_j such that $\forall g \in \mathcal{G}_i: g \vdash S_j$. Let $f: \{1, \dots, k\} \rightarrow \{1, \dots, m\}$ be a total mapping satisfying that, for every $i \in \{1, \dots, k\}$, $g \in \mathcal{G}_i \implies g \vdash S_{f(i)}$. Note that there exists at least one such mapping. Because $g \vdash S_{f(i)} \implies g \in S_{f(i)}$, we obtain that $\mathcal{G}_i \subseteq S_{f(i)}$. Therefore, $S_{f(1)}, \dots, S_{f(k)}$ is a covering of U .

We conclude the proof by showing that $S_{f(1)}, \dots, S_{f(k)}$ is a minimum cover. This follows from our first proof step, which shows that a cover $S_{i_1}, \dots, S_{i_{k'}}$ of U leads to a partition of cardinality k' . That is, the existence of a smaller cover implies the existence of a smaller partition, which contradicts the premise that $\{\mathcal{G}_1, \dots, \mathcal{G}_k\}$ has minimum cardinality. It is worth remarking that this generalises the proof provided in our previous work [6], as it imposes no restriction on the attacks, nor on the goal relation. \square