

# Towards Detecting, Recognizing, and Parsing the Address Information from Bangla Signboard: A Deep Learning-based Approach

Hasan Murad, Mohammed Eunus Ali

Department of Computer Science and Engineering  
Bangladesh University of Engineering and Technology, Bangladesh  
hasanmurad@cuet.ac.bd, eunus@cse.buet.ac.bd

## Abstract

Retrieving textual information from natural scene images is an active research area in the field of computer vision with numerous practical applications. Detecting text regions and extracting text from signboards is a challenging problem due to special characteristics like reflecting lights, uneven illumination, or shadows found in real-life natural scene images. With the advent of deep learning-based methods, different sophisticated techniques have been proposed for text detection and text recognition from the natural scene. Though a significant amount of effort has been devoted to extracting natural scene text for resourceful languages like English, little has been done for low-resource languages like Bangla. In this research work, we have proposed an end-to-end system with deep learning-based models for efficiently detecting, recognizing, correcting, and parsing address information from Bangla signboards. We have created manually annotated datasets and synthetic datasets to train signboard detection, address text detection, address text recognition, address text correction, and address text parser models. We have conducted a comparative study among different CTC-based and Encoder-Decoder model architectures for Bangla address text recognition. Moreover, we have designed a novel address text correction model using a sequence-to-sequence transformer-based network to improve the performance of Bangla address text recognition model by post-correction. Finally, we have developed a Bangla address text parser using the state-of-the-art transformer-based pre-trained language model.

## 1 Introduction

Text is the written form of human language and is considered one of the oldest and most powerful creations of human civilization. Text is the most effective and reliable means of communication, collaboration, and documentation. Our surroundings

are rich with textual information that assists in interpreting the world around us. Automatic natural scene text detection and recognition have become an active research problem due to numerous real-life practical applications (Lin et al., 2020; Park et al., 2010; Wojna et al., 2017; Yi and Tian, 2012). A common source of natural scene text is the signboard which contains crucial information such as the name of the business organization and its current address. However, retrieving such information automatically from the signboard is a challenging problem due to the complex background with interference, high variation and diversity in natural scene text, and imperfect lighting during imaging (Park et al., 2010). With the introduction of sophisticated deep learning-based techniques, we are witnessing a dramatic improvement in the field of computer vision and natural language processing (NLP). In this research work, we aim to develop deep learning-based models for efficiently detecting, recognizing, and parsing address information from Bangla signboard.

With the recent advent in the field of computer vision using deep learning-based techniques, natural scene text detection and recognition have become an active research problem due to numerous real-life practical applications (Lin et al., 2020; Park et al., 2010; Wojna et al., 2017; Yi and Tian, 2012).

Business organization manually annotates on mapping platforms like Google Maps<sup>1</sup> or OpenStreetMap<sup>2</sup> so that the customer easily locate these organizations on mapping platforms. However, a significant number of business organizations in developing countries like Bangladesh remain unannotated in mapping platforms due to a lack of technical knowledge of the business owner. A popular service of Google is Google Street View<sup>3</sup> which provides interactively panoramas along the street of

<sup>1</sup><https://www.google.com/maps/>

<sup>2</sup><https://www.openstreetmap.org/>

<sup>3</sup><https://www.google.com/streetview/>

the metropolitan area. From the street imagery, the signboard of the different business organizations can be detected. An effective text detector and extractor from signboards facilitate automatic annotation of mapping platforms from street imagery (Wojna et al., 2017).

According to a recent report by the World Health Organization (WHO), around 2.2 billion people are suffering from near or distance vision impairment where 1 billion people are facing moderate to severe blindness<sup>4</sup>. Different AI-driven technologies have been introduced to alleviate the day-to-day problems faced by visually impaired people (Kuriakose et al., 2022). Developing assistive navigation applications is an active research area among practitioners (Khan et al., 2021a). Extracting text information from signboards facilitates to development of camera-based navigation applications for visually impaired people (Yi and Tian, 2012). We can develop such a navigation application for smartphones or embedded devices such as smart glass.

Mapping platform users usually search for a location or organization by providing a raw input address text which needs to be efficiently processed to find the point of interest on the map. The raw input address text needs to be parsed to find out the segment of the address to effectively search on a mapping platform. Only rule-based techniques fail to parse all the variations of the user address input. Therefore, automatic parsing of raw input address text using natural language processing facilitates efficient searching on map applications.

During the registration on an information system, a user provides their present or permanent address in a raw text field. However, before inserting the address text into the database, the address text needs to be parsed to find different address components. An address parsing using natural language processing facilitates automatic insertion on a database from raw input address text (Mokhtari et al., 2019).

Figure 1 shows an overview of our research problem. We develop an end-to-end system for detecting, recognizing, and parsing the address information from the signboard. First, we have to detect the signboard from the raw natural scene image. The next step is to detect the address text region from the signboard. After detecting the address

text region, the address text is recognized from the cropped address text. To minimize the recognition error, we need to conduct necessary post correction on the recognized address text. Finally, the corrected address text is parsed to identify the different segments of the address.

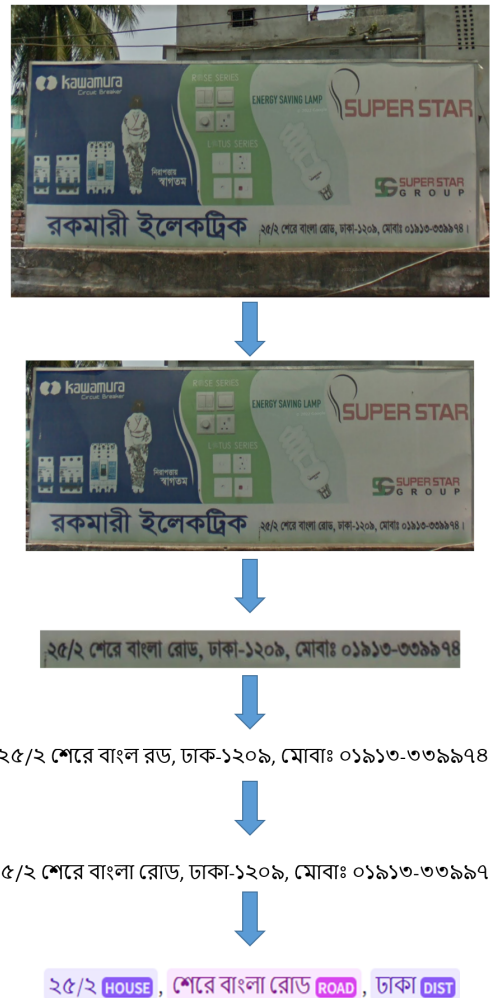


Figure 1: An overview of the research problem

With the advent of deep learning-based methods, different sophisticated techniques have been proposed for text detection and text recognition from the natural scene (Long et al., 2021; Khan et al., 2021b; Chen et al., 2021). The Yolo-based model is the state-of-the-art object detection model for text detection (Haifeng and Siqi, 2020). In literature, different segmentation-based (Ahmed et al., 2019; Isthiaq and Saif, 2020) and segmentation-free techniques (Shi et al., 2016; He et al., 2016; Liu et al., 2018) have been deployed for text recognition from images. Due to the challenges involved in natural scene text, segmentation-free techniques like Connectionist Temporal Classification

<sup>4</sup><https://www.who.int/news-room/factsheets/detail/blindness-and-visual-impairment>

(CTC) based (Shi et al., 2016; He et al., 2016) or Encoder-Decoder (Liu et al., 2018) models outperform segmentation-based techniques for text recognition. However, segmentation-free techniques for text recognition remain nearly unexplored for low-resource languages like Bangla. Moreover, no correction model has been found to improve the performance of the text recognition model by post-correction. Different deep learning-based sequence-to-sequence models (Mokhtari et al., 2019; Abid et al., 2018; Yassine et al., 2021) with RNN, LSTM, and Bi-LSTM units have been proposed for address parsing. However, the state-of-the-art transformer-based pre-trained models have not been explored for the address parsing problem. Though a significant amount of effort has been devoted to extracting address information from signboards for resourceful languages like English (Wojna et al., 2017), Korean (Park et al., 2010), or Japanese (NOMURA et al., 2014), little has been done for low-resource languages like Bangla.

In this research work, we develop deep learning-based models for efficiently detecting, recognizing, and parsing address information from Bangla signboards. The main objectives of our study are as follows:

- To conduct an in-depth analysis of different segmentation-free CTC-based and Encoder-Decoder model architectures for Bangla address text recognition.
- To design a novel address text correction model using a sequence-to-sequence transformer network to improve the performance of Bangla address text recognition by post-correction.
- To develop a Bangla address text parser using the state-of-the-art transformer-based pre-trained language model.

To develop an end-to-end system for extracting and parsing address information from the signboard, we divide the whole system into different sub-problems: a signboard detection model for detecting signboard from the natural scene image; an address text detection model for detecting address region from a signboard; a custom Bangla address text recognition model to extract address text from the cropped address region; an address text correction model to improve the output of the address text recognition model by post-correction; and finally

an address text parser model to classify each field of an address. Figure 2 shows an overview of our proposed end-to-end system.

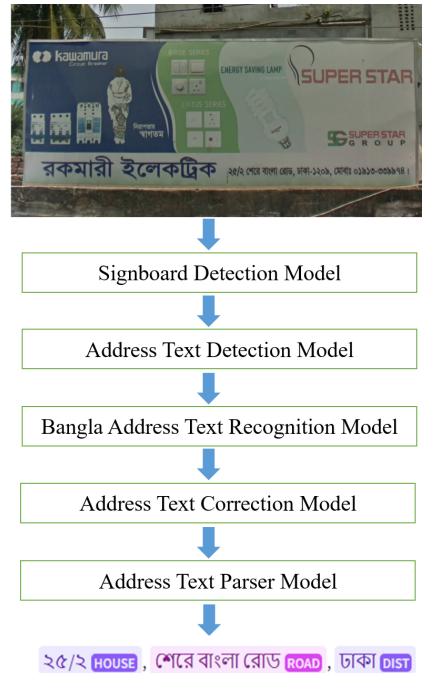


Figure 2: An overview of the proposed solution

We develop two detection models - the signboard detection model and the address text detection model. The signboard detection model is responsible for identifying the signboard region within a natural scene image. Subsequently, the address text detection model utilizes the cropped signboard image to specifically identify the portion containing the address text. We collect a large number of natural scene images containing Bangla signboards and annotate them appropriately to create the Bangla signboard detection dataset. Moreover, we crop the signboard from the natural scene image and develop a Bangla address detection dataset by annotating it. In this research work, we train and evaluate different recent Yolo-based object detection models such as YOLOv3, YOLOv4, and YOLOv5 for both the signboard detection model and the address text detection model using the Bangla signboard detection dataset and Bangla address detection dataset respectively.

After detecting the address text portion from the signboard, the next step is to recognize the address text from the cropped address text portion image. We have proposed two different frameworks for Bangla address text recognition - the CTC-based framework and the Encoder-Decoder framework.

We have designed the CTC-based model which

consists of three major components: convolutional layers for feature extraction; recurrent layers for sequence modeling; transcription layer with CTC loss for sequence prediction. Moreover, we have proposed an Encoder-Decoder model architecture consisting of three key components: a deep-stacked convolution neural network for feature extraction, an encoder network with a recurrent layer for sequence modeling, and finally a decoder network with an attention mechanism for transcription.

We have created a synthetically generated Bangla address text recognition dataset to train and evaluate different CTC-based and Encoder-Decoder model architectures. We have conducted a comprehensive evaluation of various CTC-based and Encoder-Decoder models for Bangla address text recognition to determine the most effective model architecture.

To improve the performance of the Bangla address text recognizer by post-correction, we propose an address text correction model using a transformer-based sequence-to-sequence model. To train and evaluate the address text correction model, we create a synthetically generated address correction dataset from the raw address corpus.

Finally, we propose a state-of-the-art transformer-based pre-trained language model for Bangla address text parsing. We develop a novel Bangla address parsing dataset to train and evaluate the proposed Bangla address text parser model. Moreover, we train traditional sequence-to-sequence models with RNN, LSTM, and Bi-LSTM units to present a comparative analysis with a transformer-based pre-trained language model for Bangla address text parsing.

The main contributions of our research work are as follows:

- We have created manually annotated datasets and synthetic datasets for detecting, extracting, correcting, and parsing address information from the natural scene.
- We have conducted a performance analysis among different CTC-based and Encoder-Decoder models for Bangla address text recognition and found the best-performing model architecture.
- We have introduced a novel address text correction model using a sequence-to-sequence transformer network to improve the performance of Bangla address text recognition by

post-correction.

- We have developed a Bangla address text parser using the state-of-the-art transformer-based pre-trained language model.

## 2 Related Works

In this section, we explore the previous research works. We divide our research work into different sub-problems such as text detection, text recognition, and address parsing. After conducting a rigorous literature review, we have found that there are both traditional machine learning-based and sophisticated deep learning-based approaches to solving each sub-problem. We present a complete picture by classifying the previous research works into a hierarchical taxonomy. We introduce the related works in a top-down approach. We organize and present the related works into different categories: (1) Scene text detection to detect and localize the text area in natural scene text; (2) Scene text recognition to extract the textual information from the detected text area and convert them into linguistic symbols; (3) End-to-end approach to performing both detection and recognition of scene text in a single pipeline; (4) Addressing parsing to classify different segments of the address text; and finally (5) Previous works related to information extraction from the signboard. We introduce each category by discussing the related works from different perspectives. Moreover, we present existing previous works in Bangla language under each category.

### 2.1 Scene Text Detection

A significant amount of effort has been devoted to solving the scene text detection problem, especially for the English language text. There are different approaches found in the literature for scene text detection and localization (Naosekpam and Sahu, 2022; Long et al., 2021; Khan et al., 2021b; Lin et al., 2020). We divide these related existing works into four different sub-categories: (1) Scene text detection using statistical features such as SWT (Epshtein et al., 2010; Li and Lu, 2012) and MSER (Matas et al., 2004; Neumann and Matas, 2011); (2) Scene text detection using traditional machine learning-based approaches such as sliding window-based (Wang et al., 2011; Pan et al., 2009) and connected component-based (Chen et al., 2011; Yin et al., 2013); (3) Scene text detection using hybrid approaches (Jaderberg et al., 2014; Khatib

et al., 2015), and scene text detection using sophisticated deep learning-based approaches such as object detection-based (Liao et al., 2017, 2018) and segmentation-based (Deng et al., 2018; Qin et al., 2019).

### 2.1.1 Scene Text Detection Using Statistical Feature-based Approaches

For a very long time, scene text detection is an active research area in the field of computer vision. Early approaches apply traditional image features to detect the scene text. Text is localized from the background image by considering that the colors of the pixel will be similar for a single character and the background colors are different from the text colors (Zhong et al., 1995). However, if we consider real-life scenarios, such a hypothesis fails to detect scene text on a complex background. Moreover, a split-and-merge approach has been found to segment the text area by considering the text with similar font size and color as connected components (Lienhart and Stuber, 1996). Such constraints based on the color component and font size make these methods highly dependent on the standard scenarios. Innovative features such as stroke width transform (SWT) (Epshtein et al., 2010; Li and Lu, 2012) and maximally stable extremal regions (MSER) (Matas et al., 2004) are utilized for statistical feature-based scene text detection. SWT calculates the distance between edge pixel pairs to obtain stroke width information, which is used for bottom-up integration of pixels with similar stroke widths, combined into connected components, grouped into letter candidates, and text lines and then finally clustered into chains based on specific criteria. MSER is used to detect individual characters as Extremal Regions (ER) based on color similarity and computation complexity (Neumann and Matas, 2011). However, such approaches are challenging to apply for detecting colorful text in the real-life natural scene. To address the difficulties in detecting minor and blurry texts and symbols in natural scene images, a combination of the edge-enhanced MSER and Canny edge detector (Canny, 1986) has been suggested (Chen et al., 2011). The complete procedure comprises geometric checks, pairing letters, constructing lines of text, and dividing them into individual words.

Although statistical feature-based methods for detecting scene text are effective in controlled settings, they are ineffective in more challenging real-

world scenarios commonly encountered in natural environments.

### 2.1.2 Scene Text Detection Using Machine Learning-based Approaches

The conventional machine learning methods for detecting text in scenes involve using Sliding Window (SW) (Chen and Yuille, 2004; Hanif et al., 2008; Koo and Cho, 2011; Pan et al., 2009, 2010) based and Connected Component Analysis (CCA) techniques (Chen et al., 2001; Huang et al., 2013; Yin et al., 2013; Gomez and Karatzas, 2015). These methods locate candidate text regions by extracting handcrafted features and subsequently classify them to determine the actual text regions. However, the slide window-based methods apply a top-down approach, whereas the CCA-based technique works in a bottom-up strategy.

#### Sliding Window-based Scene Text Detection

In a top-down approach, sliding window-based scene text detection first slides a multi-scale window over the input image to identify the candidate regions and then applies a pre-trained classifier to determine whether the sub-window contains text or not. To distinguish between text and non-text regions, textural characteristics such as white space information, responses from different types of filters, and wavelet coefficients are utilized. Chen and Yuille consider such textural features to design weak classifiers and then apply the Adaboost algorithm to obtain a final strong classifier (Chen and Yuille, 2004). Moreover, Support Vector Machine (SVM) (Kim et al., 2003) is also used to classify the raw image without extracting the characteristics as features. Hanif et al. propose two different types of weak classifiers using Linear Discriminant Classifier (LDC) and Log Likelihood-ratio Test (LRT) (Hanif et al., 2008). To identify the text regions, adaptive Meanshift is utilized (Comaniciu and Meer, 2002) and cascaded features such as mean difference and standard deviation are used to extract overlapping text segment (Hanif and Prevost, 2009; Hanif et al., 2008). Extracting text lines is approached as an optimization problem that minimizes energy and accounts for potential interference between text lines. Promising outcomes have been achieved using Conditional Random Field (CRF) and Markov Random Field (MRF) based energy minimization methods (Pan et al., 2009; Koo and Cho, 2011; Pan et al., 2010).

The sliding window method addresses the text

region identification problem by using a classifier to calculate the likelihood of text utilizing a feature vector extracted from the individual local region. Identified neighboring text regions are finally combined to find text blocks. However, such a brute-force approach is usually slow due to its reliance on local decision-making, even though it is effective for text regions with distinct textural properties.

### **Connected Component Analysis-based Scene Text Detection**

In a bottom-up manner, connected component analysis methods (Chen et al., 2001; Huang et al., 2013; Yin et al., 2013; Gomez and Karatzas, 2015) extract components from the input image using different clustering algorithms or edge detection techniques, eliminate non-textual regions of the image by applying different heuristic approaches or pre-trained classifiers, and finally group the neighboring textual regions using geometric properties.

By considering that the text region has a rectangular shape and horizontal alignment, Chen et al. propose a technique for text detection that involves extracting candidate text lines and using an SVM classifier to identify the actual text lines from the extracted candidates (Chen et al., 2001). By modifying SWT to incorporate the color component, Huang et al. introduce the Stroke Feature Transform (SFT) algorithm which calculates the stroke width map to extract the candidate text regions and finally, classify the actual text regions using text covariance descriptors (Huang et al., 2013). Modifying MSRT to improve performance for images with poor quality, Yin et al. propose an algorithm for parent-children elimination (Yin et al., 2013). The algorithm eliminates the extremal region from the MSER tree when the aspect ratio of the extremal region does not match a given range. To improve the performance of text candidate construction, Gomez et al. introduce grouping hypotheses based on different image features (Gomez and Karatzas, 2015).

Compared to sliding window-based scene text detection, connected component analysis methods generate less number of extracted candidate components ensuring lower computational cost. However, each connected component analysis method considers hypotheses on the possible location of the text region candidate and these hypotheses fail to cover complex real-life scenarios.

### **2.1.3 Scene Text Detection Using Hybrid Approaches**

In the early deep learning era, statistical feature-based, machine learning-based, and deep learning-based techniques are applied in a mixed fashion to detect text in the natural scene. Convolutions neural network (CNN) is one of the most effective networks in deep learning while working with image data. Applying CNNs with the sliding window fashion, candidate text areas are identified and then the text location is predicted (Wang et al., 2012). Jaderberg et al. acquire the text saliency map by utilizing CNNs with the sliding window and then apply the saliency map to forecast the boundary box of a word (Jaderberg et al., 2014). CNN is directly used to automatically extract features from the input image and the SVM classifier is applied to predict the text area (Kaur and Singh, 2022). Huang et al. apply CNN to extract robust and distinctive MSER features from the input image (Huang et al., 2014).

In the hybrid approaches, the statistical features and machine learning algorithms are utilized in candidate text area generation or actual text location prediction. Therefore, the limitations of statistical feature-based or machine learning-based exist in hybrid approaches for scene text detection.

### **2.1.4 Scene Text Detection Using Deep Learning-based Approaches**

With the recent advent of deep learning-based techniques, a significant improvement has been made to solve computer vision tasks such as object detection and semantic segmentation. Inspired by deep learning-based techniques for general object detection and semantic segmentation, practitioners adopt related methods to solve the text detection from natural scene text. Deep learning-based techniques enable the automatic extraction of robust and highly distinctive features from the input image so that manual handcrafted feature engineering in machine learning-based approaches can be avoided. Moreover, automatically generated features are highly effective for real-life natural scenes imaginary with complex backgrounds. All the related works for scene text detection using deep learning-based approaches is divided into two different sub-categories: (1) Scene text detection using segmentation techniques by considering a pixel-wise classification problem (Deng et al., 2018; Long et al., 2015; Yao et al., 2016; Zhang et al., 2016; Qin and Manduchi, 2017; Long et al., 2018;

Wang et al., 2019a; Chen et al., 2019; Naosekpm et al., 2022; Wang et al., 2019a; Yang et al., 2018; Wang et al., 2019b; Shao et al., 2021; Kobchaisawat et al., 2020); and (2) Scene text detection using object detection techniques by considering a regression problem (Zhong et al., 2017; Tian et al., 2016; Zhu et al., 2017; Liao et al., 2017, 2018; Huang et al., 2015; Gupta et al., 2016; Naosekpm et al., 2021).

### Scene Text Detection Using Segmentation Approaches

Segmentation-based approaches address the scene text detection problem as a pixel-wise classification to identify the text and non-text segments in the given image. There are two different types of segmentation-based text detection approaches found in the literature: (1) Semantic segmentation-based (Deng et al., 2018; Long et al., 2015; Yao et al., 2016; Zhang et al., 2016; Qin and Manduchi, 2017; Long et al., 2018; Wang et al., 2019a; Chen et al., 2019; Naosekpm et al., 2022); and (2) Instance segmentation-based (Wang et al., 2019a; Yang et al., 2018; Wang et al., 2019b; Shao et al., 2021; Kobchaisawat et al., 2020) techniques.

Several scene text recognition techniques (Deng et al., 2018; Long et al., 2015; Yao et al., 2016; Zhang et al., 2016; Qin and Manduchi, 2017; Long et al., 2018; Wang et al., 2019a; Chen et al., 2019; Naosekpm et al., 2022) are introduced using semantic segmentation approaches. Using a Fully Convolutional Neural Network (FCNN) (Long et al., 2015), the segmentation map is first generated from the input image and then the bounding boxes around the text segments are obtained with necessary post-processing. Yao et al. adapt the FCNN to produce three types of global score maps: one for character categories, another for text and non-text areas, and a third for linking orientation (Yao et al., 2016). Moreover, a word partition method has been introduced to generate the bounding boxes around the text segments. More semantic segmentation approaches modifying FCNN has been found in (Zhang et al., 2016; Qin and Manduchi, 2017). However, these methods show poor performance during bounding box prediction for closely adjacent words. To address the problem, PixelLinks (Deng et al., 2018) has been introduced to highlight the text margin. Moreover, TextSnake (Long et al., 2018) predicts text region and center lines to detect scene text. Another method called Progressive Scale Expansion Network (PSENet)

(Wang et al., 2019a) addresses the problem related to closely adjacent words by predicting different scale kernels. The attention-based mechanism has been utilized to detect the scene text using the semantic segmentation-based approach which helps to avoid the overlapping closely adjacent text (Chen et al., 2019). Using an encoder-decoder neural network, UtextNet (Naosekpm et al., 2022) introduces a scene text recognition model utilizing the UNet-ResNet50 and a post-processing technique to predict the bounding boxes.

In the literature, we have found several techniques (Wang et al., 2019a; Yang et al., 2018; Wang et al., 2019b; Shao et al., 2021; Kobchaisawat et al., 2020) that consider scene text detection as a similar problem comparing instance segmentation. SPCNET (Wang et al., 2019a) utilizes the Mask RCNN (He et al., 2017) model architecture to design the text context module and a re-score mechanism to improve the scene text detection. Inceptext (Yang et al., 2018) introduces an instance-aware segmentation mechanism to enhance the text detection performance for large-scale text. By using a feature pyramid enhancement module and feature fusion module, an improved version of the arbitrary text detection model has been proposed in (Wang et al., 2019b). Shao et al. propose a bi-directional feature pyramid network to improve text detection performance in blurry and low-contrast images (Shao et al., 2021). Border augmentation using a combination of polygon offsetting has been utilized in (Kobchaisawat et al., 2020) to detect scene text. However, segmentation-based text detection models require high inference time due to large model sizes and are less suitable for real-time text detection.

### Scene Text Detection Using Object Detection Techniques

By assuming the text as an object, researchers acknowledge that scene text detection is a sub-problem of the general object detection problem. Therefore, scene text detection is considered a regression problem to predict bounding boxes around the text region. We categorize text detection into 2 different groups: (1) Two-stage detection approaches (Zhong et al., 2017; Tian et al., 2016; Zhu et al., 2017); and (2) One-stage detection approaches (Liao et al., 2017, 2018; Huang et al., 2015; Gupta et al., 2016; Naosekpm et al., 2021).

In the two-stage detection approach, the text region proposals are first generated by selective

search and then applied classification to each text region proposal. R-CNN (Girshick et al., 2014) and its variants such as Fast R-CNN (Girshick, 2015), Faster R-CNN (Ren et al., 2015), and Mask R-CNN (He et al., 2017) are the popular two-stage object detection approaches among researchers. Zhong et al. propose a text detection model named Deep-Text by modifying R-CNN (Zhong et al., 2017). Tian et al. utilize the Fast R-CNN, an improvement of R-CNN, to design the Connectionist Text Proposal Network (CTPN) for text detection (Tian et al., 2016). Zhu et al. propose an improvement of CTPN by incorporating a vertical proposal mechanism (Zhu et al., 2017). However, these two-stage detection approaches are comparatively slow and are not applicable to real-time text detection scenarios.

One-stage detection approaches incorporate a single network for both region proposal generation and region proposal classification. SSD (Liu et al., 2016), EAST (Zhou et al., 2017), Yolo (Redmon et al., 2016) and its improved variations such as YoloV2 (Redmon and Farhadi, 2017), YoloV3 (Redmon and Farhadi, 2018), YoloV4 (Bochkovskiy et al., 2020), and YoloV5<sup>5</sup> are the popular one-stage object detection approaches found in the literature. Liao et al. propose a text detection model named Textboxes by modifying the Single-Shot Detection (SSD) kernel (Liao et al., 2017). Another improved version of Textboxes++ (Liao et al., 2018) considers the predicted text region as quadrilateral in place of rectangular bounding boxes. Densebox (Huang et al., 2015) is an improved version of the previously proposed EAST (Zhou et al., 2017) where a fully connected network has been employed to detect text scores and geometry at the pixel level. Based on the Yolo-based object detection model, a fully convolutional regression network has been proposed to detect text in an image (Gupta et al., 2016). Naosekpan et al. introduce Yolov3 and Yolov4-based shallow networks to detect multi-lingual scene text (Naosekpan et al., 2021). Yolo-based models for scene text detection outperform all the previously proposed models.

## 2.2 Scene Text Recognition

Text recognition from images is a fundamental research problem in the field of computer vision. A significant amount of effort has been devoted to

recognizing text from scanned document images. Researchers have achieved incredible accuracy to recognize the text from scanned document images for resource-enriched languages like English and a significant number of optical character-recognition applications have been emerging for practical usage. However, recognizing text from natural scenes is more challenging than recognizing text from scanned documents using Optical Character Recognizer (OCR). Natural scene images have a complex background with inconsistent and irregular font style, font size, and multi-color text. Moreover, noise, blur, distortion, and skewness are the common characteristics of natural scene imagery. Therefore, existing OCRs fail to recognize text from natural scenes. In the literature, we have found several previous research works which address natural scene text recognition. The related previous approaches for scene text recognition can be divided into two major categories: (1) Scene text recognition using classical machine learning-based approaches (Chen et al., 2004; De Campos et al., 2009; Wang and Belongie, 2010; Sheshadri and Divvala, 2012; Ali and Foroosh, 2016); and (2) Scene text recognition using deep learning-based approaches (Isthiaq and Saif, 2020; Bissacco et al., 2013; Jaderberg et al., 2016; Graves et al., 2007; He et al., 2016; Bai et al., 2018; Liu et al., 2018).

### 2.2.1 Scene Text Recognition Using Machine Learning-based Approaches

In classical machine learning approaches, manually handcrafted features are extracted from the input image and then scene texts are recognized using these extracted features. The text recognition problem can be decomposed into a series of different sub-problems such as text binarization, segmentation of individual lines of text, segmentation of individual characters, recognition of individual characters, and finally merging them into full text. Several different methods have been found in the literature for the each of sub-problems such as text binarization (Zhou et al., 2010; Mishra et al., 2011; Lee and Kim, 2013), segmentation of individual line of text (Ye et al., 2003), segmentation of individual characters (Nomura et al., 2005; Shivakumara et al., 2011; Roy et al., 2009), recognition of individual characters (Chen et al., 2004; Sheshadri and Divvala, 2012) and finally merging them into full text (Weinman et al., 2007; Mishra et al., 2012).

Statistical features such as SIFT (Lowe, 2004) and HOG (Dalal and Triggs, 2005) are extracted,

---

<sup>5</sup><https://github.com/ultralytics/yolov5>



SVM classifies each character and is followed by post-processing steps to generate the final text by merging individual characters. Wang and Belongie adapt the HOG features and deploy Nearest Neighbor (NN) for character classification (Wang and Belongie, 2010). Campos et al. conduct object categorization using a bag-of-visual-words (BoW) representation for text recognition (De Campos et al., 2009). More feature extraction techniques such as tensor decomposition (Ali and Foroosh, 2016), shape context (Belongie et al., 2002), or patch descriptors (Varma and Zisserman, 2002) have been utilized for character classification.

Machine learning approaches require an intensive and complex pipeline of pre-processing steps to extract manually handcrafted low-level or mid-level potential features for character classification and post-processing steps to generate full text from the series of recognized characters. However, due to the limited representation constraints of traditional machine learning methods and the high complexity of pre-processing and post-processing pipelines, the machine learning-based text recognition methods hardly deal with the challenging characteristics found in natural scene imagery and show poor performance in scene text recognition.

### 2.2.2 Scene Text Recognition Using Deep Learning-based Approaches

Deep learning-based approaches facilitate automatic feature extraction from the input image. Convolutional Neural Network (CNN) based deep learning framework extracts high-level features automatically from natural scene images with complex characteristics. We can divide deep learning-based approaches into two main categories: (1) Segmentation-based scene text recognition (Wang et al., 2012; Sen et al., 2022; Ahmed et al., 2019; Isthiaq and Saif, 2020; Bissacco et al., 2013; Jaderberg et al., 2016); and (2) Segmentation-free scene text recognition (Graves et al., 2007; He et al., 2016; Shi et al., 2016; Gao et al., 2017; Lee and Osindero, 2016; Cheng et al., 2017; Bai et al., 2018; Liu et al., 2018). Moreover, segmentation-free techniques utilize two different frameworks for scene text recognition: (1) CTC-based framework (Graves et al., 2007; He et al., 2016; Shi et al., 2016; Gao et al., 2017); and (2) Encoder-Decoder framework (Lee and Osindero, 2016; Cheng et al., 2017; Bai et al., 2018; Liu et al., 2018).

### Segmentation-based Scene Text Recognition

Segmentation-based scene text recognition requires a preprocessing pipeline to segment the text line, segment individual characters, then recognize each character with a character classifier, and finally post-processing step to generate the final text.

Wang et al. introduce a CNN-based model architecture to classify each character and provide Non-maximal Suppression (NMS) algorithm to generate the final text (Wang et al., 2012). Sen et al. propose a U-net-based model architecture with a matra-removal strategy to recognize Bangla and Devanagari characters (Sen et al., 2022). More character recognition models are found in (Ahmed et al., 2019; Isthiaq and Saif, 2020; Bissacco et al., 2013; Jaderberg et al., 2016). However, each of the segmentation-based scene text recognition techniques requires localizing the individual character which is a challenging problem due to the complex characteristics of the natural scene image. Therefore, segmentation-based scene text recognition techniques provide poor performance for scene text recognition.

### CTC-based Framework for Segmentation-free Scene Text Recognition

The Connectionist Temporal Classification (CTC) decoding module originates from a speech recognition system. The CTC-based framework deals with sequential data. While applying a CTC-based framework for image data, we have to consider the input image as a sequence of frames of vertical pixels. Then, the CTC rules are applied to generate the target sequence from the per-frame prediction. Therefore, the CTC-based framework provides an end-to-end trainable network for text recognition.

The first attempt to apply the CTC-based framework for the OCR system is found in (Graves et al., 2007). The CTC-based framework is widely incorporated to solve the scene text recognition problem (He et al., 2016; Shi et al., 2016; Gao et al., 2017). The Convolutional Recurrent Neural Network (CRNN) is designed for a sequence of feature slice generation by including RNN layers after the stack of CNN layers and finally using CTC rules to generate the target sequence. He et al. introduce DTRN model using CRNN and CTC loss (He et al., 2016). Shi et al. modify the DTRN model by introducing a fully convolutional approach to generate the sequence of feature slices (Shi et al., 2016). Gao et al. replace RNN layers by adapting the stacked CNN layers to generate the feature

slices (Gao et al., 2017).

### **Encoder-Decoder Framework for Segmentation-free Scene Text Recognition**

An encoder-decoder framework is a popular approach for sequence-to-sequence learning problems (Sutskever et al., 2014). The encoder network takes the sequence data as input and creates the final latent state. Using the latent state as input the decoder network generates the output sequence in an auto-regressive manner. The encoder-decoder framework is very effective when the length of the output is variable, which is the requirement for the scene text recognition problem. Moreover, the performance of the encoder-decoder framework is improved by adapting the attention mechanism to jointly learn to align the input and output sequence properly (Bahdanau et al., 2014).

A recursive recurrent neural network with an attention mechanism has been introduced in (Lee and Osindero, 2016) where the encoder network with a recursive convolutional layer learns the feature vector from the input image, then the attention layer ensures the best feature selection, and finally, the decoder network with recurrent neural network generates the character sequence. Cheng et al. propose an improved version of the attention mechanism by imposing localization supervision while calculating the attention score (Cheng et al., 2017). Moreover, an improved attention mechanism has been proposed to minimize misalignment problems in output sequence (Bai et al., 2018) and reduce the computational cost (Liu et al., 2018).

Segmentation-free scene text recognition approaches with encoder-decoder and CTC-based framework simplify the recognition pipeline by drastically eliminating the complex preprocessing and post-processing steps and enable training the model without character level annotated dataset. The encoder-decoder and CTC-based frameworks require a larger dataset to train the model architecture, which is now possible by creating a large synthetic dataset<sup>6</sup>.

### **2.3 Address Parsing**

Automatic address parsing is an active research area with real-life practical applications such as efficient searching on the mapping platform, or automatic address insertion on a relational dataset. It is a challenging problem due to the large variety of user address input even in the same lan-

guage. There are two different approaches for automatic address parsing: (1) Address parsing using machine learning-based approaches (Borkar et al., 2001; Churches et al., 2002; Li et al., 2014; Wang et al., 2016); and (2) Address parsing using deep learning-based approaches (Mokhtari et al., 2019; Craig et al., 2019; Yassine et al., 2021).

#### **2.3.1 Address Parsing Using Machine Learning-based Approaches**

Traditional rule-based machine-learning methods have been proposed for automatic address parsing in (Borkar et al., 2001; Churches et al., 2002). However, it has been found that rule-based methods require prior domain knowledge which is not available due to the complex domain of possible address. To improve the performance of rule-based methods, probabilistic methods based on the Hidden Markov Model (HMM) and Conditional Random Field (CRF) have been introduced in (Li et al., 2014; Wang et al., 2016). Large-scale HMM-based parsing techniques are capable of working with large variations than rule-based methods (Li et al., 2014). A linear-chain CRF combined with a Stochastic Regular Grammar (SRG) is utilized to create a discriminative model to deal with the complex domain of possible user address input (Wang et al., 2016). However, probabilistic methods based on HMM and CRF heavily rely on structured data which is not available due to the variety of user input.

#### **2.3.2 Address Parsing Using Deep Learning-based Approaches**

In recent years, the deep learning-based neural network has been utilized to solve the automatic address parsing problem. Sharma et al. propose a multi-layer feed-forward neural network that provides better results than rule-based or probabilistic models (Sharma et al., 2018). RNN-based models utilize the sequential properties of the address text and provide state-of-the-art results for automatic address parsing. Mokhtari et al. propose several sequence-to-sequence models with RNN, Bi-RNN, LSTM, or Bi-LSTM units and conduct a comparative study among them for automatic address parsing (Mokhtari et al., 2019). Several sequence-to-sequence models with RNN and its variations have been found in the literature (Craig et al., 2019; Yassine et al., 2021).

<sup>6</sup><https://github.com/Belval/TextRecognitionDataGenerator>

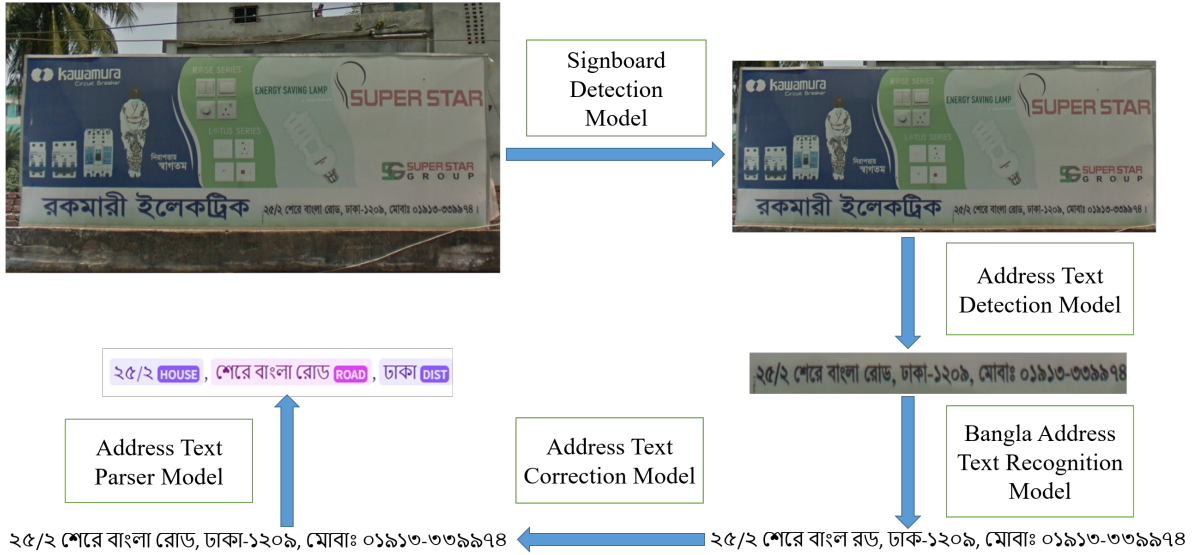


Figure 3: An overview of the end-to-end system

### 3 Methodology

In this section, we discuss the methodology of our research work. To develop an end-to-end system for extracting and parsing address information from the signboard, we have divided the whole system into different sub-problems: (1) a signboard detection model for detecting signboard from the raw image, (2) an address text detection model for detecting address portion from a signboard, (3) a Bangla address text recognition model to extract address text from the cropped address image, (4) an address text correction model to improve the output of the Bangla address text recognition model, and finally, (5) an address text parser model to classify each field of an address. Figure 3 shows an overview of the end-to-end system. We discuss the possible model architectures used to train and evaluate the model for each sub-problem.

#### 3.1 Detection Models

In this research, we have developed two detection models - the signboard detection model and the address text detection model. The signboard detection model detects the signboard portion from the natural scene image and the address text detection model then detects the address text portion from the cropped signboard image.

The deep learning-based approaches are the most effective technique for detection. There are two different deep learning-based approaches for detection such as segmentation-based and object detection based where object detection-based techniques

are the most effective one for real-time detection. There are two different types of object detection approaches such as two-stage detection and one-stage detection where one stage detection approach is faster and more accurate than two-stage detection.

The Yolo-based object detection model and its improved versions are examples of one-stage detection approaches. In this research work, we train and evaluate different recent Yolo-based object detection models such as YOLOv3, YOLOv4, and YOLOv5 for both the signboard detection model and the address text detection model. Figure 4 shows a high-level overview of the Yolo-based model architecture for both the signboard detection model and the address text detection model.

The Yolo-based model is a single unified network that considers the object detection problem as a regression problem to simultaneously predict the rectangular bounding boxes and the class-wise probabilities for each object. The Yolo-based model enables to design and train end-to-end models for real-time object detection. There are three main components of the Yolo-based model: backbone, neck, and prediction head.

#### Backbone

The initial component of the Yolo-based model is referred to as the backbone, and its primary role is to extract features from the input image. This backbone is constructed using deep-stacked convolutional neural networks. In deep-stacked convolutional neural networks, the first layers perform the task of extracting low-level features from the entire

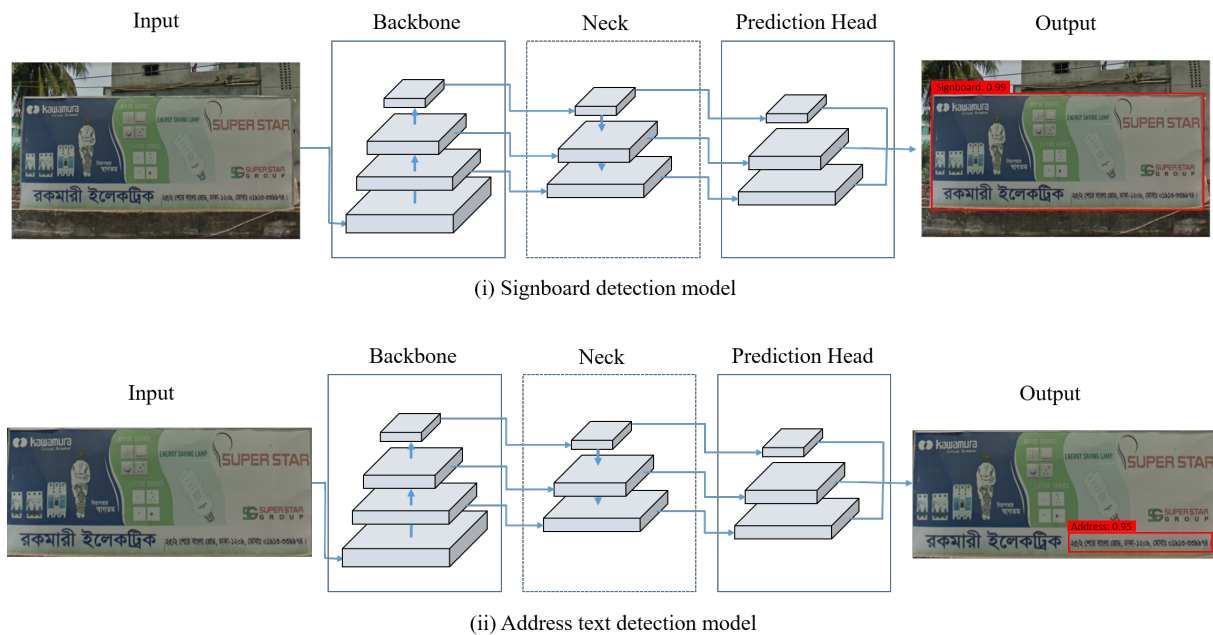


Figure 4: A high-level overview of the Yolo-based model architecture for both the signboard detection model and the address text detection

input image. As for the subsequent layers, they focus on extracting high-level features by utilizing the low-level features obtained from the preceding convolutional layer.

### Neck

The neck, as the second element of the YOLO-based model, plays a crucial role in extracting features necessary for detecting objects of various sizes. The neck consists of pooling layers and each pooling layer has a different kernel size. By taking output features from multiple layers of the backbone, the neck generates high-level feature maps. This feature map enables the YOLO-based model to effectively handle variations in scale among objects.

### Prediction Head

The final part of the Yolo-based model is the prediction head. It consists of different detection layers. Each detection layer is responsible for predicting the rectangular bounding boxes and the class-wise probabilities at different scales and aspect ratios. The head of the Yolo-based model consists of convolution layers and fully connected layers.

The YOLOv3 model uses the Darknet-53 architecture as the backbone model for feature extraction from the input image. The feature fusion layers are utilized to design the neck of the YOLOv3 model. The feature fusion layers apply upsampling and

concatenation operations to combine the features from different layers of Darknet-53 architecture so that the YOLOv3 model can handle the scale variation of the signboard. The head of YOLOv3 consists of different detection layers to predict the rectangular bounding boxes and the class-wise probabilities.

The YOLOv4 model utilizes a modified version of the CSPDarknet53 architecture as the backbone, which extracts high-level features from the input image through stacks of convolutional layers. The neck component of YOLOv4 employs feature fusion layers and feature pyramid modules to combine features from different scales produced by different layers of the backbone. This fusion allows the model to effectively handle variations in scale. Additionally, the neck incorporates additional convolutional layers to refine and integrate the features further. The head of the YOLOv4 model contains multiple detection layers responsible for predicting rectangular bounding boxes and class probabilities.

The YOLOv5 model also uses the CSPDarknet53 architecture as the backbone. The YOLOv5 model utilizes the spatial pyramid pooling module with Path Aggregation Network(PANet) to design the neck. Finally, the head of YOLOv5 consists of different detection layers to predict the rectangular bounding boxes and the class-wise probabilities. The implementation of the YOLOv5 model is on a popular Python library called Pytorch so

that researchers can develop an object detection model easily compared to the previous version of the Yolo-based model. The performance of the YOLOv5 model is almost similar to the YOLOv4 model as both models use the same backbone of CSPDarknet53.

In this research work, we train and evaluate different recent Yolo-based object detection models such as YOLOv3, YOLOv4, and YOLOv5 for both the signboard detection model and the address text detection model using the Bangla Signboard Detection Dataset and Bangla Address Detection Dataset respectively.

### 3.2 Bangla Address Text Recognition Model

After detecting the address text portion from the signboard, the next step is to recognize the address text from the cropped address text portion image. From Subsection 2.2.2, we have come to know that there are two different deep learning-based approaches for scene text detection such as segmentation-based and segmentation-free techniques where the segmentation-free technique is more effective to train an end-to-end text recognition model. For scene text recognition for segmentation-free deep learning-based approaches, there are two different frameworks such as the CTC-based framework and the Encoder-Decoder framework. In this research work, we train and evaluate different recent CTC-based and Encoder-Decoder models for Bangla address text recognition.

#### 3.2.1 CTC-based Model Architecture for Bangla Address Text Recognition

For Bangla address text recognition, we have designed the CTC-based model which consists of three major components: (1) Convolutional layers for feature extraction; (2) Recurrent layer for sequence modeling; (3) Transcription layer with CTC for sequence prediction. Figure 5 shows an overview of the CTC-based model architecture for Bangla address text recognition.

##### Convolutional Layers for Feature Extraction

Convolutional layers are the popular and most effective automatic feature extractor for visual recognition tasks. Before feeding the input image into convolutional layers, we need to rescale the image to the same height. The convolutional layers generate feature vectors from the input image. Each feature vector represents feature maps generated

from each receptive field which is a rectangle region on the given image. In this research work, we have utilized different deep-stacked CNN architectures such as VGG, RCNN, GRCL, and ResNet for feature extraction.

##### Recurrent Layer for Sequence Modeling

We use a bidirectional recurrent layer on top of the previous convolutional layers for sequence modeling. The recurrent layer predicts the sequence of labels from feature vectors generated by the convolutional layers for rectangle regions. There are many advantages of using a recurrent layer for sequence modeling. We are generating a sequence of characters from the input image and the recurrent layer has a strong capability to address the contextual information of the sequential data. Using contextual information, the recurrent layer helps to generate the next character based on both the current feature vector and the previously predicted character sequence. The recurrent layer can deal with sequences of arbitrary length. Moreover, the recurrent layer can be trained with previous convolutional layers as a single neural network. To design the recurrent layer, there are different types of recurrent units such as RNN, Bi-RNN, LSTM, or Bi-LSTM. RNN fails to address the contextual information of the long sequence while LSTM has the capability to capture the contextual information on the long sequence. Moreover, the bidirectional recurrent layer is more effective than the unidirectional recurrent layer as the bidirectional recurrent layer can address the contextual information from both directions on the sequence. Therefore, in this research work, we design the recurrent layer using the Bi-LSTM units for sequence modeling. The recurrent layer generates a sequence of initial characters from the feature vectors where each character can be mapped with a feature vector and each feature vector represents a receptive field in the input image.

##### Transcription Layer with CTC for Sequence Prediction

The return sequence of the recurrent layer contains a significant number of repeated characters as multiple receptive fields can be possible on the width of a single character in the input image. For example, “-hh-eee-ll-lll-oo-” is generated by the recurrent layers for “hello”. We utilize the conditional probability defined by the CTC layers to remove the repetitive characters and generate the

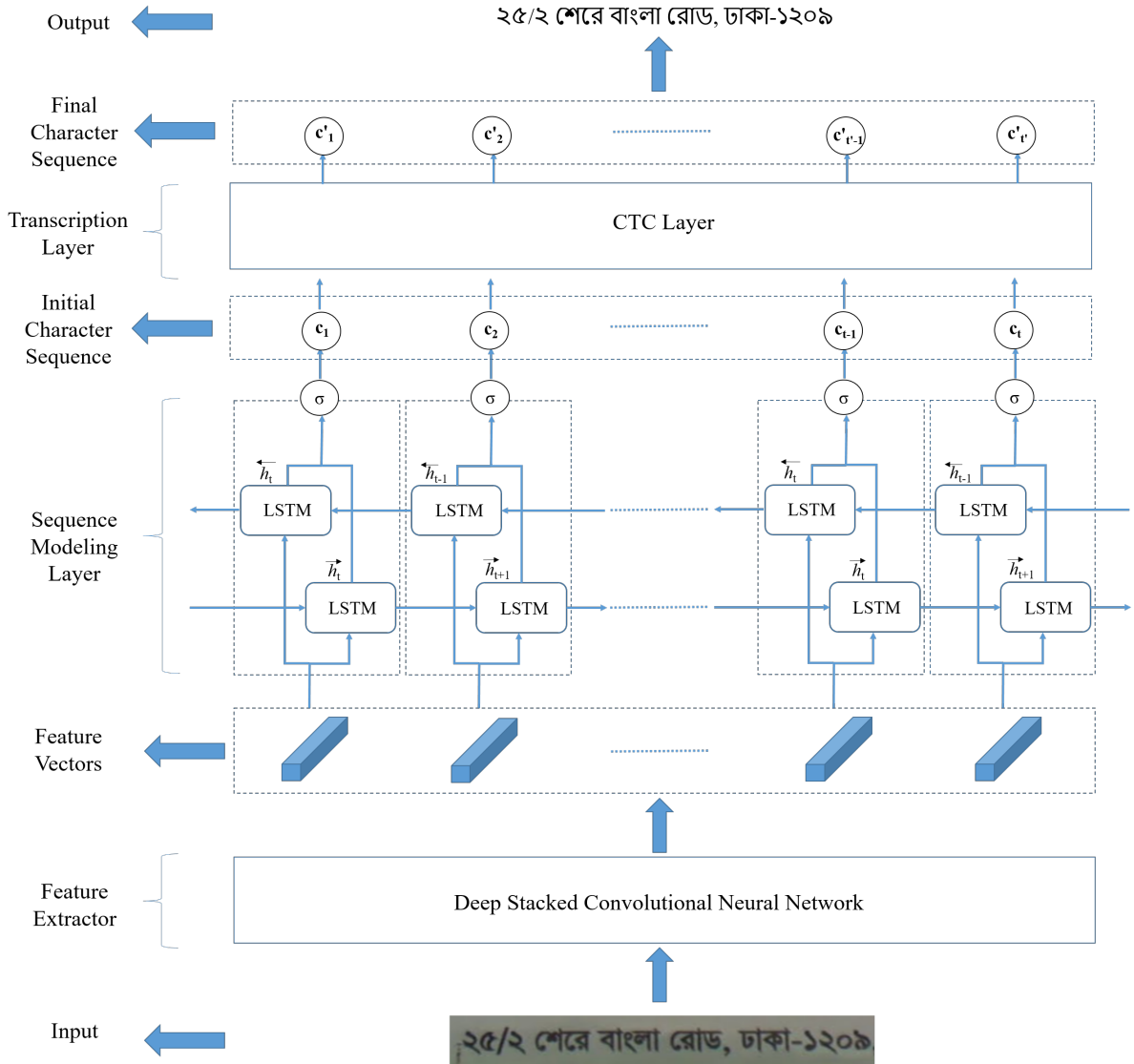


Figure 5: The CTC-based Model Architecture for Bangla Address Text Recognition

target sequence. Suppose, the predicted sequence of the recurrent layers is  $y = y_1, \dots, y_T$  where  $T$  is the length of the sequence and  $l$  is the target sequence.  $\beta$  is a sequence-to-sequence mapping function from the output sequence of the recurrent layers to the target sequence. We calculate the conditional probability  $l$  given  $y$  using the following Equation 1.

$$p(l|y) = \sum_{\pi: \beta(\pi)=l} p(\pi|y) \quad (1)$$

Where  $\pi \in L^T$  and  $L^T$  is the set of all possible target sequences.

The CTC layer learns the CTC rules to remove the repeated characters from the output of the recurrent layer to generate the final character sequence.

In this research work, we design different

Bangla address text recognition models using the CTC-based approach: VGG+Bi-LSTM+CTC, RCNN+Bi-LSTM+CTC, ResNet+Bi-LSTM+CTC, and GRCL+Bi-LSTM+CTC. We train and evaluate each model using the Syn-Bn-OCR Dataset and find out the best-performing model.

### 3.2.2 Encoder-Decoder Model Architecture for Bangla Address Text Recognition

We have designed an Encoder-Decoder model architecture for the Bangla address text recognition. Figure 6 shows the proposed Encoder-Decoder model for Bangla address text recognition. The Encoder-Decoder model architecture consists of three key components: (1) A deep-stacked convolution neural network for feature extraction; An encoder network with a recurrent layer for sequence modeling; and A decoder network with an

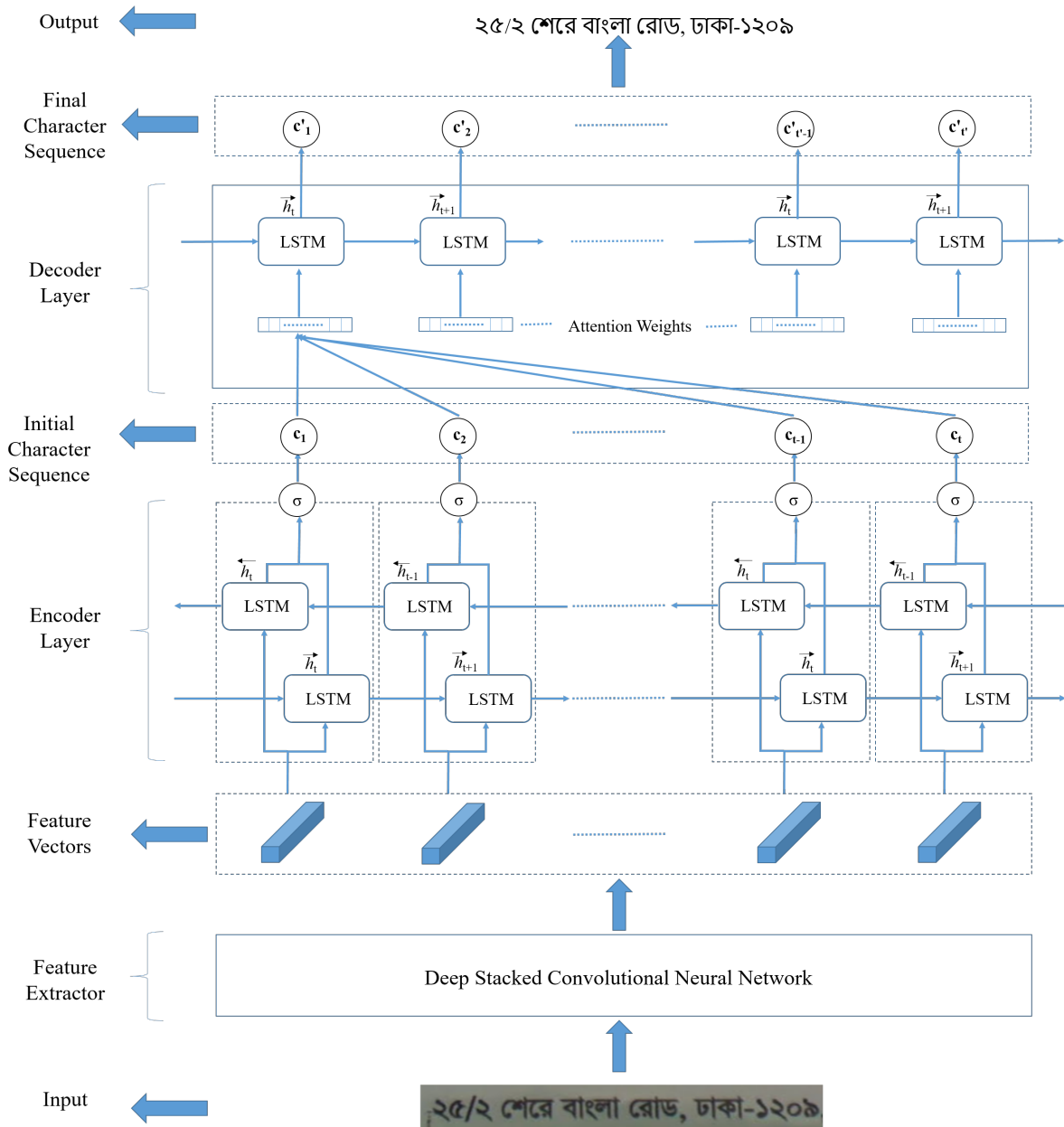


Figure 6: The Encoder-Decoder Model Architecture for Bangla Address Text Recognition

attention mechanism for transcription.

### Encoder Network

#### Convolution Layers

Similar to the CTC-based model architecture, we use deep-stacked convolutional layers for the feature extraction from the input image. The convolutional layer generates feature maps for each receptive field on the input image. The feature map is the input to the next encoder network for sequence modeling. We have utilized different deep-stacked CNN architectures such as VGG, RCNN, GRCL, and ResNet.

The encoder network consists of recurrent layers which are responsible for sequence modeling. From different recurrent layers, we use the Bi-directional LSTM (Bi-LSTM) which is more effective to capture the contextual information of the input from both directions. Moreover, the Bi-directional recurrent layer can handle long sequences effectively compared to the unidirectional recurrent layer. The output of the encoder network is an intermediate representation which will be the input to the decoder network.

## Decoder Network

The decoder network consists of an attention layer followed by an LSTM layer. In the attention layer, the input vector is multiplied with an attention weight vector before providing it as input to each LSTM cell. The attention weight vector is learned during the training phase. The output of the decoder layer is the final sequence of characters.

In this research work, we design different Bangla address text recognition models using the Encoder-Decoder approach with attention mechanism: VGG+Bi-LSTM+Attention, RCNN+Bi-LSTM+Attention, ResNet+Bi-LSTM+Attention, and GRCL+Bi-LSTM+Attention. We train and evaluate each model using the Syn-Bn-OCR Dataset and find out the best-performing model.

### 3.3 Address Text Correction Model

To improve the performance of the Bangla address text recognition by post-correction, we propose an address text correction model to automatically correct the output address text sequence of the Bangla address text recognition model. Due to the complexity of the scene text recognition, the output character sequence of the Bangla address text recognition model sometimes contains wrong characters which can be corrected by the contextual information of the character sequence. The sequence-to-sequence Encoder-Decoder framework is appropriate for the address text correction model.

Address text correction is a sequence-to-sequence modeling problem. The encoder-Decoder framework is the most effective model architecture for sequence-to-sequence modeling problems. For Bangla address text correction, we have designed a transformer-based encoder-decoder model inspired by the Bangla to English translation model<sup>7</sup> found in (Tiedemann and Thottingal, 2020). Figure 7 shows an overview of the transformer-based encoder-decoder model.

The transformer model comprises two essential components: the encoder network and the decoder network. These networks consist of various crucial elements, including positional encoding, multi-head attention layer, feed-forward layer, as well as residual connections and layer normalization.

#### Positional Encoding

The transformer model does not employ convolutional or sequential operations on the input se-

quence, instead relying on position encoding to account for the sequential order of the input data. By adding positional encodings to the embedded input tokens, the transformer model is able to determine the relative position of each token within the embedding.

#### Multi-head Attention Layer

The multi-head attention layer consists of multiple self-attention layers that work simultaneously. Self-attention, also called Scaled Dot-Product Attention, is a mechanism intended to capture relationships within a sequence. Self-attention enables the model to effectively incorporate long-term dependencies. The multi-head attention layers employ multiple attention heads in parallel to acquire complex pattern within the input sequence easily.

#### feed-forward layer

The feed-forward layer utilizes both a linear transformation and a non-linear activation function. By incorporating the feed-forward layer, the transformer model introduces non-linearity, enabling it to learn complex patterns and complex relationships within the sequence.

#### Residual Connections and Layer Normalization

To overcome the vanishing gradient problem and enhance information flow, the network includes residual connections. These connections are followed by layer normalization, which stabilizes the distribution of hidden states, leading to accelerated training of the transformer model. Layer normalization helps mitigate the negative effects of input variations and internal covariate shift, reducing their influence on the model.

#### Encoder Network

The encoder network of the transformer layer consists of a multi-head attention layer followed by encoder layers. The input embedding is added with the positional encoding before providing it as the input to the multi-head attention layer. Each encoder layer consists of two feed-forward layers followed by a normalization layer. Moreover, there is a residual connection from the output of the previous encoder layer to the input of the normalization layer. The encoder network generates the encoded context from the incorrect address text.

#### Decoder Network

The decoder network consists of a multi-head attention layer followed by decoder layers. Each

<sup>7</sup><https://huggingface.co/Helsinki-NLP/opus-mt-bn-en>



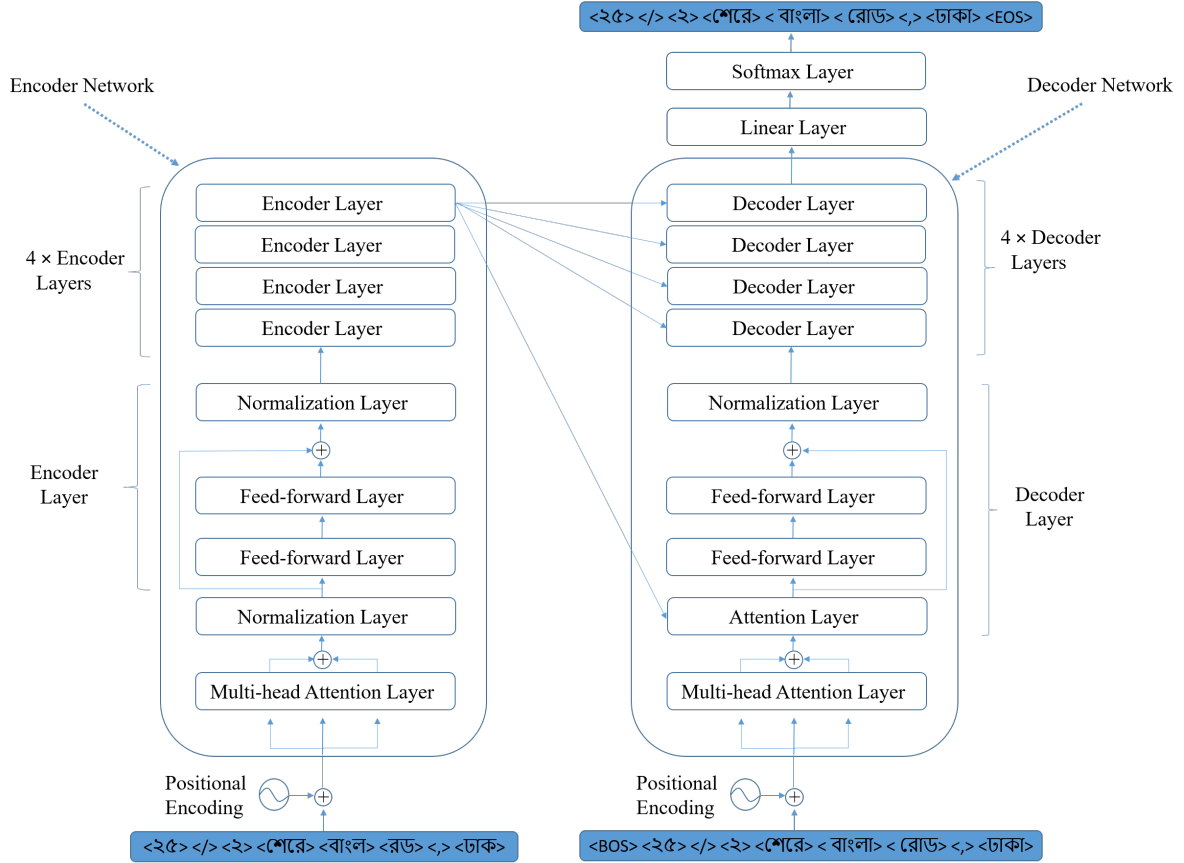


Figure 7: The transformer-based encoder-decoder model architecture for Bangla address text correction

decoder layer consists of an encoder-decoder attention layer, two feed-forward layers, and a normalization layer. Each decoder layer takes both the output of the previous layer and the context vector of the encoder layer as input. The output of the decoder network is passed as the input to a linear layer. Using the encoded context, the decoder network generates the corrected address text.

In this research work, we train and evaluate the transformer-based encoder-decoder model using the synthetically generated Bangla address correction (Syn-Bn-AC) dataset.

### 3.4 Address Text Parser Model

The next step is to parse the address text into different address components such as house number, road number/name, area name, thana name, and district name. We can consider the address text parsing problem to both sequence-to-sequence modeling and token classification problem. When we consider the address text parsing problem as a sequence-to-sequence modeling problem, then we design the encoder-decoder model using RNN, LSTM, and Bi-LSTM units. On the contrary, when

we consider the address parsing problem as a token classification problem, then we design the transformer-based pre-trained language model for Bangla address text parsing.

The input of the Bangla address text parser model is a sequence of word tokens and the output is a sequence of address components. For sequence-to-sequence modeling problems, the Encoder-Decoder framework is one of the effective model architectures. We have utilized the Encoder-Decoder model architecture for Bangla address text parser model. Figure 8 shows an overview of the Encoder-Decoder model for the Bangla address parser model. In this research work, we train and evaluate different sequence-to-sequence Encoder-Decoder models using RNN, LSTM, and Bi-LSTM units.

#### 3.4.1 Transformer-based Pre-trained Language Model for Bangla Address Text Parser Model Architecture

In the address text parsing task, we tag each token of the address text as an address component. Therefore, we can consider address text parsing as a token classification problem. We propose a token classification model for the Bangla address text

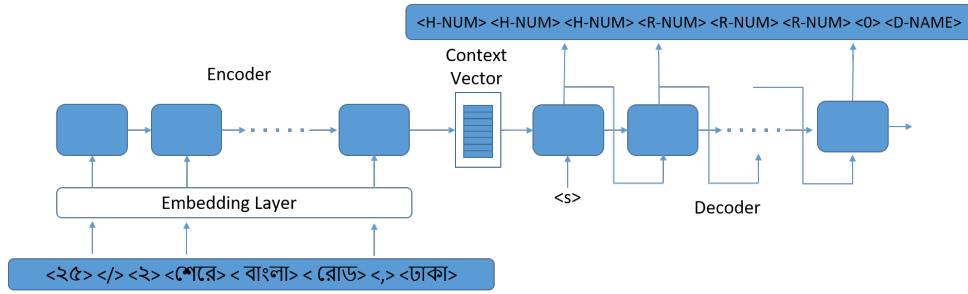


Figure 8: Sequence-to-sequence Encoder-Decoder models using RNN, LSTM, and Bi-LSTM units for the Bangla address text parsing problem

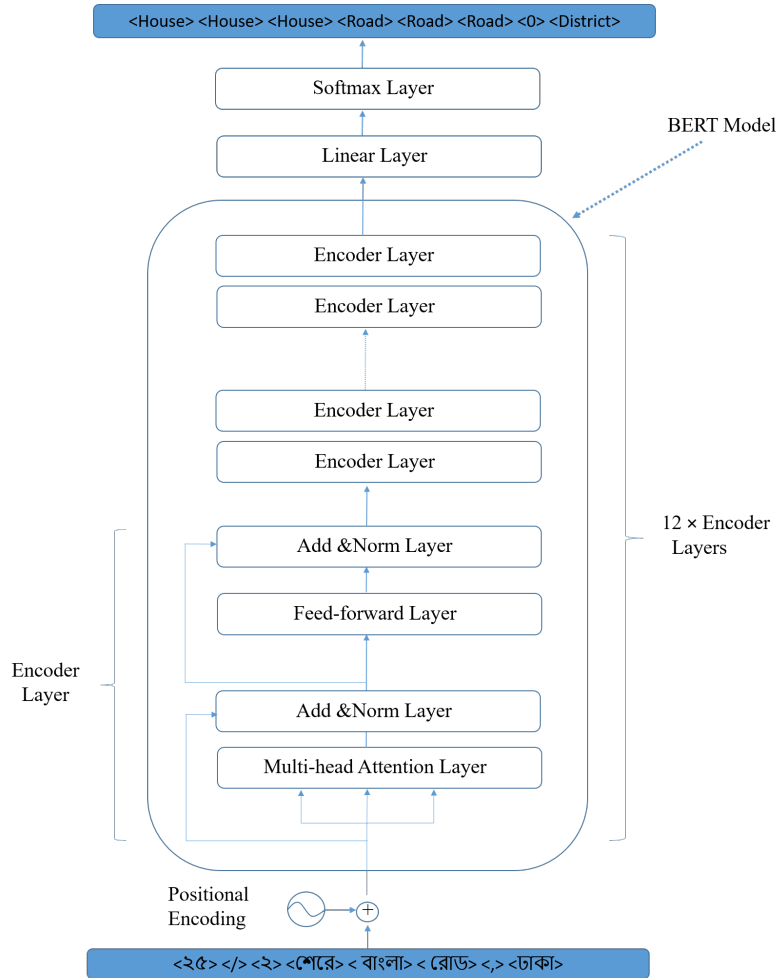


Figure 9: Token classification model for the Bangla address text parsing problem using the transformer-based pre-trained language

parsing problem using the transformer-based pre-trained language named Banglabert (Bhattacharjee et al., 2021). Banglabert is a BERT-based pre-trained language model in Bangla. Bidirectional Encoder Representations from Transformers (BERT) is designed based on the Encoder network of the original transformer model architecture. Banglabert has been trained on a large corpus of 27.5 GB Bangla text collected from 110 Bangla

websites. Banglabert model is a popular pre-trained model for downstream tasks like text classification, token classification, and question answering for Bangla language.

We can see an overview of the proposed model architecture in Figure 9. The Encoder network consists of 12 encoder layers where each encoder layer has a multi-head attention layer followed by add & norm layer and a feed-forward layer followed

by another add & norm layer. Moreover, there are two residual connections - one residual connection is from the input of the multi-head attention layer to the first add & norm layer and another residual connection is from the input of the feed-forward layer to the second add & norm layer. Finally, there is a linear layer and a softmax layer at the end of the model architecture.

In this research work, we train and evaluate the transformer-based pre-trained language model for Bangla address text parsing using the Bangla Address Parsing (Bn-AP) dataset. Moreover, we present a comparative analysis among transformer-based pre-trained language models and sequence-to-sequence Encoder-Decoder models with RNN, LSTM, and Bi-LSTM units for Bangla address text parsing.

## 4 Datasets

In this section, we present the datasets developed to train proposed model architectures for different sub-problems of the end-to-end system. We discuss the data collection or creation procedure for each of the datasets. Moreover, we show the data pre-processing steps followed before using the dataset for the training and evaluation of different model architectures.



Figure 10: Sample natural scene images from the collected raw images

### 4.1 Bangla Signboard Detection (Bn-SD) Dataset

The signboard detection model detects signboards from the raw image with the background. Recognizing address text from raw images with complex backgrounds is different without detecting the signboard portion first. However, signboard detection is a challenging problem in a developing country like Bangladesh where no standard signboard design is followed. Moreover, signboards come in various sizes, colors, and orientations, de-

pending on their purpose, location, and local regulations. There is no existing Bangla signboard detection dataset available to train a signboard detection model. Therefore, in the research work, we have created a novel Bangla signboard detection dataset named Bn-SD by collecting more than 16000 natural scene images containing Bangla signboards. Different Yolo-based object detection models have been trained on the Bn-SD dataset.

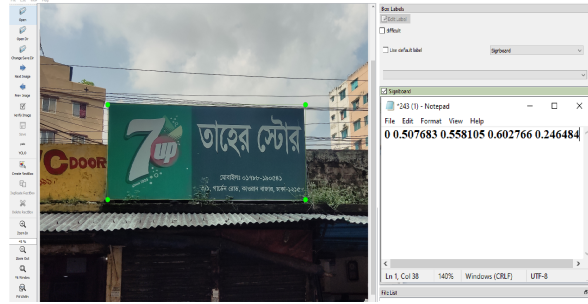


Figure 11: The annotation process of the Bangla Signboard Detection (Bn-SD) Dataset using LabelImg. For each image, the LabelImg tool creates a txt label file containing the class number (0 for only one class named signboard) and 4 values representing the relative location of the rectangular box.

Dhaka is a densely populated area with more than 23 million people and the population is increasing at almost 3.3% per year<sup>8</sup>. To serve such a large population, there are an increasing number of marketplaces and commercial areas around Dhaka city. Therefore, there are numerous natural scenes containing signboards with Bangla text. We have collected more than 16000 natural scene images containing Bangla signboards. To collect the natural scene images, we have only selected Dhaka city which is the capital of Bangladesh. Figure 10 presents some sample natural scene images from the collected raw images. Before utilizing the collected dataset, we have to annotate the raw images with an appropriate object detection labeling tool. From raw images, we create the Bangla Signboard Detection (Bn-SD) dataset by annotating it with an object detection labeling tool named LabelImg<sup>9</sup>. LabelImg annotates the scene image with rectangular boxes around the signboard area. Figure 11 shows an overview of the annotation process. The total size of the Bn-SD dataset is 27.2 GB after annotating using LabelImg.

<sup>8</sup><https://shorturl.at/dejoQ>

<sup>9</sup><https://github.com/heartexlabs/labelImg>

## 4.2 Bangla Address Detection (Bn-AD) Dataset

After detecting the signboard from the raw image, the next step is to detect the address text portion from the signboard. We frame the address text detection from the signboard as an object detection problem. We introduce a new dataset by cropping the signboard area of the original natural scene images. Different Yolo-based object detection models have been trained on the Bangla Address Detection (Bn-AD) dataset.

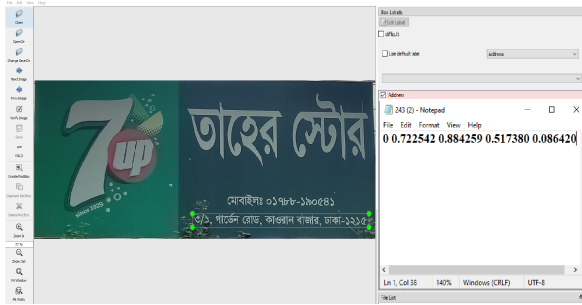


Figure 12: The annotation process of the Bangla Address Detection (Bn-AD) Dataset using LabelImg. For each image, the LabelImg tool creates a txt label file containing the class number (0 for only one class named address) and 4 values representing the relative location of the rectangular box.

From the Bn-SD dataset, we separate the raw images which contain signboards with address information. There are more than 8000 signboard images with address information. We then create a novel dataset by cropping the signboard area from the separated raw images. We create the Bangla Address Detection (Bn-AD) dataset by annotating rectangular boxes around the address area with the LabelImg object detection labeling tool. Figure 12 shows an overview of the annotation process for the Bn-AD dataset. The total size of the Bn-AD dataset is 5.01 GB after annotating using LabelImg.

## 4.3 Raw Address Text Corpus

We have collected a large dataset of full address text from different areas of Dhaka city such as Dhanmondi, Hajeribag, Jigatola, Rayer Bazar, Shankar, and Tolarbag. The full address consists of the address segments/components - House number, Road number/name, Area name, Thana name, District name. We use the raw address text corpus to create the datasets for Bangla address text recognition, address text correction, and address text parser models. We apply different data augmentation tech-

niques on the raw address text before using it to create new datasets.

## 4.4 Synthetic Bangla OCR (Syn-Bn-OCR) Dataset

To train the CTC-based or Encoder-Decoder model for Bangla address text recognition, we need a large label dataset. However, as Bangla is a low-resource language, such a large label dataset is not available. Therefore, we create a synthetic dataset named Synthetic Bangla OCR (Syn-Bn-OCR) dataset by using a text recognition data generator named TextRecognitionDataGenerator<sup>10</sup>. Figure 13 shows some sample data from the Syn-Bn-OCR dataset. The TextRecognitionDataGenerator is a popular tool to generate synthetic text recognition datasets where we need to provide only a raw Bangla address text corpus. The TextRecognitionDataGenerator generates images with Bangla address text on them.

Input Image	Label
	ধানমন্ডি, টাঙ্গাবাগ, ২৩/২, তলাবাঘ লেন
	পাহাশালা রোড, ২৩৬/১/এ, পশ্চিম ধানমন্ডি ও শংকর
	টাঙ্গাবাগ, ৭১/২, হাজী আফসার উদ্দিন লেন
	হাজী আফসার উদ্দিন লেন, টাঙ্গাবাগ, ধানমন্ডি
	ধানমন্ডি, ট্যালি অফিস মেইন রোড, টাঙ্গাবাগ
	শের ই বাংলা মেইন রোড, হাজারীবাগ, ঢাকা
	জাফরাবাদ জামে মসজিদ রোড, মোহাম্মদপুর
	সুলতানগঞ্জ রোড, ১৭২, হাজারীবাগ, ঢাকা
	ঢাকা, রায়ের বাজার স্টাফ কোয়ার্টার রোড, ১৩৩
	হাজারীবাগ, ২১৪/৪, নিমতলা শিব মন্দির রোড

Figure 13: Some sample data from the Synthetic Bangla OCR (Syn-Bn-OCR) dataset generated by the TextRecognitionDataGenerator tool

## 4.5 Synthetic Bangla Address Correction (Syn-Bn-AC) Dataset

Due to the complexity of the scene text recognition, the address text recognition model recognizes the address text with some errors in the character sequence. We introduce the Bangla address text correction model to improve the performance of the Bangla address text recognition model by post-correction. However, there is no available Bangla address text correction dataset in Bangla. Therefore, we need to develop a Bangla text correction dataset before training and evaluating the Bangla address text correction model.

We have created a synthetic Bangla address correction (Syn-Bn-AC) dataset by utilizing the

<sup>10</sup><https://github.com/Belval/TextRecognitionDataGenerator>

Incorrect Address	Correct Address
তল্লাবান বাই নেন, ধানমন্ড	তল্লাবাঘ বাই লেন, ধানমন্ডি
রড ৯/এ পশ্চিম ধানমন্ডি ও শংকর	রোড ৯/এ, পশ্চিম ধানমন্ডি ও শংকর
ঢাক, হাজারাবাগ, লাইন বাদার রেড, ৬৫/২	ঢাকা, হাজারাবাগ, হাজারাবাগ, লাইন বাদার রেড, ৬৫/২
২৩৬/এ পানশালা রোড, ঢাকা	২৩৬/এ, পানশালা রোড, ঢাকা
বসিরদিন রোডে মাসজিদ, হাউস ৯/এ, কলাবাগান থানা, ঢাকা জেলা	বসিরদিন রোড মসজিদ গলি, হাউস ৯/এ, কলাবাগান থানা, ঢাকা জেলা

Figure 14: Some samples from the Synthetic Bangla Address Correction (Syn-Bn-AC) dataset

raw address text dataset. We introduce errors in the address text by randomly inserting, replacing, or removing Bangla characters into the address text. The number of modifications depends on the length of the address text. We add randomly 1% to 10% errors on the address text depending on the length of the original address text. Figure 14 shows some sample pairs of incorrect and correct addresses from the Synthetic Bangla Address Correction (Syn-Bn-AC) dataset. The modified incorrect address text is the input to the address text correction model where the original address text is the output.

#### 4.6 Bangla Address Parsing (Bn-AP) Dataset

We have created a novel Bangla Address Parsing (Bn-AP) Dataset by labeling the raw full address text dataset from different areas of Dhaka city such as Dhanmondi, Hajaribag, Jigatola, Rayer Bazar, Shankar, and Tolarbag. During labeling the full address text, we consider 5 different address components such as house number, road number/name, area name, thana name, and district name. We extend the size of the dataset by applying different augmentation techniques: randomly removing address components, randomly swapping two address components, reversing the address text, and removing punctuations.

Tokens	Tags
"ফয়েজ", "চৌধুরী", "গলি", ":", "১২", "বায়ের", "বাজার", ":", "ঢাকা"	"R-NUM", "R-NUM", "R-NUM", "O", "A-NAME", "A-NAME", "O", "D-NAME"
"ঢাকা", ":", "বায়ের", "বাজার", ":", "হাজারাবাগ"	"D-NAME", "O", "A-NAME", "A-NAME", "O", "P-STA"
"ঢাকা", "জেলা", ":", "শংকর", ":", "জাফরাবাদ", "জামে", "মসজিদ", "রোড"	"D-NAME", "D-NAME", "O", "A-NAME", "O", "R-NUM", "R-NUM", "R-NUM", "R-NUM"
"১৭৪", ":", "২", "ফয়েজ", "চৌধুরী", "গলি", ":", "ঢাকা"	"H-NUM", "H-NUM", "H-NUM", "O", "R-NUM", "R-NUM", "R-NUM", "O", "D-NAME"
"ঢাকা", "জেলা", ":", "ম্যারি", "স্টপেজ", "গলি"	"D-NAME", "D-NAME", "O", "R-NUM", "R-NUM", "R-NUM"

Figure 15: Some sample data from the Bangla Address Parsing (Bn-AP) dataset

We create a sequence of tokens from the address text and label each token with a tag. Therefore,

each data sample is a pair of a sequence of tokens and a sequence of tags. Figure 15 shows some sample data from the Bangla Address Parsing (Bn-AP) dataset.

## 5 Experimental Results and Discussions

In this section, we discuss the experimental results and discussion of our research work. In our system pipeline, there are five different deep learning-based models for signboard detection from the raw image, address text detection from the signboard image, Bangla address text recognition from the cropped address portion, address text correction, and finally address text parsing. We have proposed different model architectures for each of the sub-problems. In the following sections, we discuss the experimental results during the training and evaluation of the proposed model architectures. Moreover, we conduct a comparative study among different possible model architectures for each of the sub-problems.

### 5.1 Environment Setting

The training, validation, and testing of the different proposed model architectures are performed on a computer with hardware configurations: an Intel processor (model number i7-7700k) with 8 MB Intel smart cache, 4 processing cores, and 8 threads running with 4.50GHZ max turbo frequency; an Nvidia GTX 1070 GPU with 8GB of VRAM; a DDR5 RAM with 16 GB operating at a clock speed of 5200 MHz; and storage of 1 TB with 512 GB SSD and 512 GB HDD. Moreover, we need to use the Google Colab platform with hardware configuration: a processor with Intel(R) Xeon(R) CPU @ 2.20GHz; a 16GB NVIDIA Tesla T4 GPU; and a 12.68 GB system RAM; and a 78.2 GB disk storage.

### 5.2 Signboard Detection Model

To develop a signboard detection model, we train and evaluate different recent Yolo-based object detection models such as YOLOv3, YOLOv4, and YOLOv5 using our novel Bn-SD dataset. During training and testing on the model architectures, we consider the following parameter setting and evaluation metrics.

#### 5.2.1 Parameter Setting

While training the Yolo-based models, we need to set some parameters to their recommended values. The Yolo-based model takes a fixed-size image as

input. Therefore, the spatial dimension of the input image is set to  $416 \times 416$ . As we are working with RGB images, the number of channels is 3. To ensure the stability of the gradient during training, we set the momentum to 0.95 and weight\_decay to 0.0005. Burn\_in is assigned to 1000 so that the learning rate steadily increases for the first 1000 batches until it reaches a specified value of 0.001. It is recommended to assign the max\_batches to 6000 for only 1 class detection. The steps parameter is set to (80% of max\_batches, 90% of max\_batches) which is equal to (4800, 5400). After 4800 steps, the learning rate is multiplied by a factor of 0.1 so that it would be decreased to 0.0001. After 5400 steps, the learning rate is again multiplied by a factor of 0.1 so that it would be decreased to 0.00001. By decreasing the learning rate at steps 4800 and 5000, we get the nearly perfect model (Bochkovskiy et al., 2020). The number of filters required is calculated by using the following Equation 2. As the number of classes is 1, using Equation 2, we set the number of filters to 18. We choose a batch size of 64 and a subdivision of 16.

$$filter = (5 + number\_of\_classes) \times 3 \quad (2)$$

### 5.2.2 Evaluation Metrics

For evaluating different Yolo-based Bangla signboard detection models, we use standard evaluation metrics such as Average Precision (AP). To calculate the AP, it is required to find the Intersection Over Union (IoU), Precision (P), and Recall (R).

IoU is the ratio of the area overlap and the area of union between the predicted and the ground truth bounding box. IoU refers to the accuracy of bounding box prediction and the range of the IoU is 1 to 0. We calculate the value of IoU using the following Equation 3.

$$IoU = \frac{Area\_of\_Overlap}{Area\_of\_Union} \quad (3)$$

According to the PASCAL VOC metrics (Everingham et al., 2010; Padilla et al., 2020), we calculate different evaluation metrics such as Precision, Recall, and AP when the IoU is greater than 50% ( $IoU \geq 0.5$ ). That means if the IoU is greater than 50%, then we consider that the signboard is correctly detected.

The true positive instance refers to a correct detection with  $IoU \geq 50\%$ , the false positive is defined as an incorrect detection with  $IoU < 50\%$ , and finally false negative refers to the ground truth

signboard is not detected due to the low confidence level. The confidence level indicates how likely a bounding box contains an object and how accurate the boundary box prediction is. Precision is the measure of the accuracy of positive predictions and can be calculated by the ratio of the number of true positive instances and all truly predicted instances (sum of all true positive and false positive instances). Recall is the ability to correctly identify all positive instances and can be calculated by the ratio of the true positive instances and all true instances in the dataset (sum of all true positive and false negative instances). The formulas to measure the Precision and Recall are shown in Equation 4 and 5 respectively.

$$P = \frac{True\_Positive}{True\_Positive + False\_Positive} \quad (4)$$

$$R = \frac{True\_Positive}{True\_Positive + False\_Negative} \quad (5)$$

F1 score is an evaluation metric that combines Precision and Recall into a single metric by taking the harmonic mean. We show the formula to calculate the F1 score in Equation 6.

$$F1\ Score = \frac{2 \times Precision \times Recall}{Precision + Recall} \quad (6)$$

However, the F1 score represents only single points on the precision-recall curves. Average Precision (AP) overcomes the drawback of F1 score. The AP represents the overall precision-recall curves into a single evaluation metric. Therefore the AP is a more acceptable and comprehensive metric to evaluate the signboard detection models. We calculate the value of AP using the following Equation 7. The AP is the weighted average of the precision at n thresholds where the weight is the recall increment for each threshold.

$$AP = \sum_{k=0}^{k=n-1} [R(k) - R(k-1)] \times P(k) \quad (7)$$

### 5.2.3 Training and Testing Results for Signboard Detection Model

Before training the Bangla signboard detection model, we have divided the Bn-SD dataset into train (80%), validation (10%), and test (10%) sets. By utilizing the above parameter setting and evaluation metrics, we have trained the different Yolo-based models such as YOLOv3, YOLOv4, and YOLOv5 for Bangla signboard detection using our

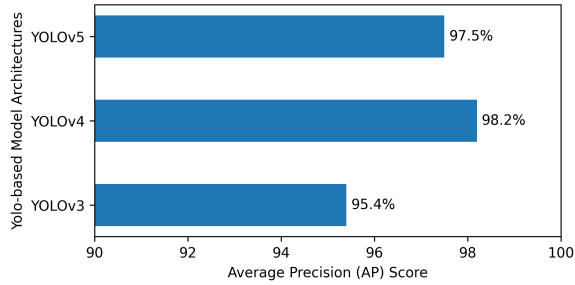


Figure 16: AP scores of different Yolo-based model architectures for signboard detection model

novel Bn-SD dataset. We have trained each model for 6000 iterations. We have conducted a comparative study among YOLOv3, YOLOv4, and YOLOv5 models for Bangla signboard detection by calculating the AP score on the test dataset. After evaluating the models on the test dataset, the YOLOv3 model shows an AP score of 95.4%, whereas the YOLOv4 and YOLOv5 models provide AP scores of 98.2% and 97.5% respectively. Figure 16 shows the AP scores of different Yolo-based model architectures in a bar chart for the signboard detection model.

The YOLOv4 and YOLOv5 both utilize CSPDarknet53 as the backbone model. The main difference of YOLOv5 is that it utilizes the Pytorch Python library during implementation. Therefore, the YOLOv4 and YOLOv5 models provide nearly the same result due to the underlying similarity of the model architectures.

### 5.3 Address Text Detection Model

The address text detection model detects the address text portion from the input signboard image. The training process of the address text detection model is similar to the signboard detection model. To develop an address text detection model, we train and evaluate different recent Yolo-based object detection models such as YOLOv3, YOLOv4, and YOLOv5 using our novel Bn-AD dataset. During training and testing on the model architectures, we consider the same parameter setting and evaluation metrics applied for the signboard detection model.

#### 5.3.1 Training and Testing Results for Address Text Detection Model

We have partitioned the Bn-AD into three subsets: train (80%), validation (10%), and test (10%) set. We have trained different Yolo-based models such as YOLOv3, YOLOv4, and YOLOv5 using the

novel Bn-AD dataset for Bangla address text detection. We have trained each model for 10000 iterations. After the training process, we have conducted a comparative study among YOLOv3, YOLOv4, and YOLOv5 models by calculating the AP score for address text detection. We have evaluated the AP score on the test dataset for each Yolo-based model. The YOLOv3 model provides an AP score of 93.5%, whereas the YOLOv4 and YOLOv5 models show AP scores of 97.0% and 96.5% respectively for address text detection. Figure 17 shows the AP scores of different Yolo-based model architectures in a bar chart for the address text detection model. The YOLOv4 and YOLOv5 models provide nearly similar results due to the similarity of the backbone model of CSPDarknet53.

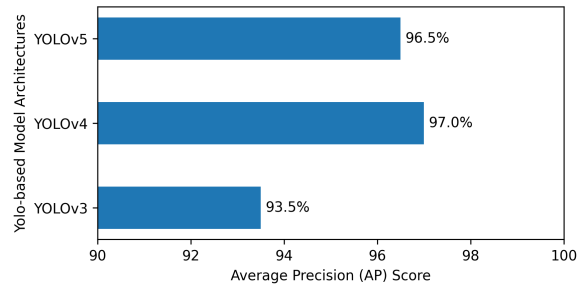


Figure 17: AP scores of different Yolo-based model architectures for address text detection model

### 5.4 Bangla Address Text Recognition Model

After detecting the address text portion from the signboard image, the next step is to recognize the Bangla address text from it. To design a Bangla address text recognition model, we propose both CTC-based and Encoder-Decoder model architecture. In the case of CTC-based model architectures, we use different pretrained feature extractors such as VGG, RCNN, GRCL, and ResNet, recurrent layers with Bi-LSTM units, and transcription layers with CTC loss. The Encoder-Decoder network capitalizes the attention mechanism for designing the Bangla address text recognition model. To train the different Bangla address text recognition model architectures, we consider the following parameter setting and evaluation metrics.

#### 5.4.1 Parameter Setting

We select the shape of the input image as  $64 \times 600$ . During the training loop, the batch size is set to 32. We choose the Adadelata optimizer, which is a modified version of the Adagrad optimizer. We set

Type of Framework	Model Architecture	WRA
CTC-based	VGG+Bi-LSTM+CTC (Baseline)	91.5%
	RCNN+Bi-LSTM+CTC	92.9%
	GRCL+Bi-LSTM+CTC	92.2%
	ResNet+Bi-LSTM+CTC	<b>94.5%</b>
Encoder-Decoder	VGG+Bi-LSTM+Attention (Baseline)	91.4%
	RCNN+Bi-LSTM+Attention	92.2%
	GRCL+Bi-LSTM+Attention	92.8%
	ResNet+Bi-LSTM+Attention	93.5%

Table 1: A comparison among different Bangla address text recognition models by calculating word recognition accuracy on the test set

some hyper-parameters of the Adadelta optimizer such as the initial learning rate to 0.01,  $\beta_1$  to 0.9,  $\rho$  to 0.95,  $\epsilon$  to 0.00000001, and the grad\_clip to 5.

#### 5.4.2 Evaluation Metrics

We use Word Recognition Accuracy (WRA) as the evaluation metric to evaluate the Bangla address text recognition model. WRA is the ratio between the number of correctly recognized words ( $W_r$ ) and the overall count of ground-truth words ( $W$ ). We calculate the WRA using the following Equation 8.

$$WRA = \frac{W_r}{W} \quad (8)$$

#### 5.4.3 Training and Testing Results for Bangla Address Text Recognition Model

We have created Synthetic Bangla OCR (Syn-Bn-OCR) dataset with 100k labeled images using a popular synthetic data generator named TextRecognitionDataGenerator. We have partitioned the Syn-Bn-OCR dataset into three subsets: train set (80%), validation set (10%), and test set (10%).

Using the stated parameter setting and evaluation metrics, we have trained different CTC-based model architectures (VGG+Bi-LSTM+CTC, RCNN+Bi-LSTM+CTC, ResNet+Bi-LSTM+CTC, and GRCL+Bi-LSTM+CTC) and different Encoder-Decoder model architectures (VGG+Bi-LSTM+Attention, RCNN+Bi-LSTM+Attention, ResNet+Bi-LSTM+Attention, and GRCL+Bi-LSTM+Attention) using the Syn-Bn-OCR dataset. We can consider the VGG+Bi-LSTM+CTC and VGG+Bi-LSTM+Attention models as the baseline model as VGG is the simpler feature extractor compared to RCNN and ResNet. We have trained each model architecture before convergence. Table 1 shows the word recognition accuracy for each different Bangla address text recognition model on the test dataset. We have found that the

ResNet+Bi-LSTM+CTC model shows the best result with a word recognition accuracy of 94.5%. We have better results for the CTC-based model as the CTC-based layer has less dependency on the language models to capture the final character sequence (Long et al., 2021). However, the results of the attention-based model differ from the CTC-based with only a very small margin.

#### 5.5 Address Text Correction Model

We propose an address text correction model to improve the performance of the Bangla address text recognition model by post-correction. The address text correction model automatically corrects the incorrect output character sequence of the Bangla text. Sequence-to-sequence Encoder-Decoder model is the most effective model to generate the correct character sequence from the incorrect character sequence using contextual information. We have designed a transformer-based encoder-decoder model for Bangla address text correction. To train the address text correction model architecture, we consider the following parameter setting and evaluation metrics.

##### 5.5.1 Parameter Setting

Using the training phase, we select the batch size of 32 and the initial learning rate of 0.00005 and the number of warmup steps of 10000, and the weight decay rate of 0.01. For the tokenization step, we choose the Byte-Pair Encoding (BPE) tokenizer (Sennrich et al., 2015).

##### 5.5.2 Evaluation Metrics

During the training and testing phase, we evaluate the address text correction model using the Word Level Accuracy (WLA) with is similar to the evaluation metric used for the Bangla address text recognition model. If the number of correct words in the



Model Architecture	Precision	Recall	F1 Score	Accuracy
Encoder-Decoder model with RNN (Baseline)	0.89	0.90	0.895	90.16%
Encoder-Decoder model with LSTM	0.92	0.94	0.93	93.30%
Encoder-Decoder model with Bi-LSTM	0.93	0.95	0.94	94.55%
Token classification model with Banglabert	<b>0.96</b>	<b>0.97</b>	<b>0.965</b>	<b>97.32%</b>

Table 2: A comparison among different Bangla address text parser models on the test set

output sequence is  $W_c$  and the number of words in the ground-truth sequence is  $W$ , then we calculate the WLA using the following Equation 9.

$$WLA = \frac{W_c}{W} \quad (9)$$

### 5.5.3 Training and Testing Results for Address Text Correction Model

We have created the synthetic Bangla address correction (Syn-Bangla-AC) dataset with 60k pairs of incorrect and correct address text. We have partitioned the Syn-Bangla-AC dataset into three subsets: train set (80%), validation set (10%), and test set (10%). By considering the above parameter setting and evaluation metrics, we have trained the sequence-to-sequence transformer-based Encoder-Decoder model using the Syn-Bangla-AC dataset for Bangla text address correction. We have trained the model before convergence. We have evaluated the model on the test dataset and found a word-level accuracy of 98.1%.

## 5.6 Address Text Parser Model

We have proposed two different types of address text parser models by considering the parsing as sequence-to-sequence modeling and token classification problem. We design sequence-to-sequence encoder-decoder models with RNN, LSTM, and Bi-LSTM units to parse the address text. Moreover, we propose a token classification model for Bangla address text parsing problem using the transformer-based pre-trained language named banglabert. While training the model architectures, we consider the following parameter setting and evaluation metrics.

### 5.6.1 Parameter Setting

While training the Bangla address text parser model, we choose a batch size of 32, an initial learning rate of 0.0001, a number of warmup steps of 5000, and a weight decay rate of 0.01. For the tokenization step, we choose the WordPiece tokenization algorithm (Bhattacharjee et al., 2021).

### 5.6.2 Evaluation Metrics

We evaluate the Bangla address text parser model during the training and testing phase using Accuracy, Precision, Recall, and F1 Score as the evaluation metrics. To calculate the evaluation metrics, we use a popular sequence labeling evaluator Python library named seqeval<sup>11</sup>. Sample calculations of the evaluation metrics are found in the HuggingFace token classification pipeline<sup>12</sup>.

### 5.6.3 Training and Testing Results for Address Text Parser Model

To extend the novel Bangla Address Parsing (Bn-AP) dataset, we apply different augmentation techniques such as randomly removing address components, randomly swapping two address components, revising the address, and removing punctuation. The final augmented Bn-AP dataset contains 30k labeled data. We have divided the Bn-AP dataset into three subsets: training set (80%), validation set (10%), and testing set (10%).

We have trained the sequence-to-sequence Encoder-Decoder model with RNN, LSTM, and Bi-LSTM units and finetuned the token classification model using Banglabert model before convergence. The Encoder-Decoder model with RNN units is the simplest model and is considered the baseline model for the address text parsing problem. Table 2 shows the Accuracy, Precision, Recall, and F1 Scores for different Bangla address text parser models on the test dataset. We have found that the token classification model using the Banglabert model provides the best results with a Precision of 0.96, Recall of 0.97, F1 Score of 0.965, and Accuracy of 97.32%.

## 6 Conclusion and Future Works

In this research work, we have developed an end-to-end system for detecting, recognizing, and parsing the Bangla address text from natural scene images containing signboards using deep learning-

<sup>11</sup><https://github.com/chakki-works/seqeval>

<sup>12</sup><https://shorturl.at/adprM>

based approaches. We have developed manually annotated or synthetic datasets for detecting, recognizing, correcting, and parsing address text from the natural scene. We have trained and evaluated different Yolo-based model architectures for detecting signboards from natural scene images and the address text from signboard images. We have conducted a performance analysis among different CTC-based and Encoder-Decoder models with attention mechanisms for Bangla address text recognition and found the best-performing model architecture. We have introduced a novel address correction model using a sequence-to-sequence transformer network to improve the performance of Bangla text recognition by post-correction. Finally, We have developed a Bangla address parser using the state-of-the-art transformer-based pre-trained language model.

In the future, we will extend our novel signboard dataset for multi-modal analysis by utilizing both the visual context and the textual context found in the signboard images. By creating a synthetic Bangla OCR dataset using a general text corpus, we can train a general Bangla scene text recognition model that can recognize Bangla text from natural scene images. We can explore the possibility of using the transform-based model for the sequence modeling layer in the text recognition model. Finally, we can train a general text correction model by training the sequence-to-sequence transformer-based model architecture with a Bangla text correction dataset created by using a general text corpus.

## References

- Nosheen Abid, Adnan ul Hasan, and Faisal Shafait. 2018. Deepparse: A trainable postal address parser. In *2018 Digital Image Computing: Techniques and Applications (DICTA)*, pages 1–8. IEEE.
- Tasnim Ahmed, Md Nishat Raihan, Rafsanjany Kushol, and Md Sirajus Salekin. 2019. A complete bangla optical character recognition system: An effective approach. In *2019 22nd International Conference on Computer and Information Technology (ICCIT)*, pages 1–7. IEEE.
- Muhammad Ali and Hassan Foroosh. 2016. Character recognition in natural scene images using rank-1 tensor decomposition. In *2016 IEEE International conference on image processing (ICIP)*, pages 2891–2895. IEEE.
- Dzmitry Bahdanau, Kyunghyun Cho, and Yoshua Bengio. 2014. Neural machine translation by jointly learning to align and translate. *arXiv preprint arXiv:1409.0473*.
- Fan Bai, Zhanzhan Cheng, Yi Niu, Shiliang Pu, and Shuigeng Zhou. 2018. Edit probability for scene text recognition. In *proceedings of the IEEE conference on computer vision and pattern recognition*, pages 1508–1516.
- Serge Belongie, Jitendra Malik, and Jan Puzicha. 2002. Shape matching and object recognition using shape contexts. *IEEE transactions on pattern analysis and machine intelligence*, 24(4):509–522.
- Abhik Bhattacharjee, Tahmid Hasan, Wasi Uddin Ahmad, Kazi Samin, Md Saiful Islam, Anindya Iqbal, M Sohel Rahman, and Rifat Shahriyar. 2021. Banglabert: Language model pretraining and benchmarks for low-resource language understanding evaluation in bangla. *arXiv preprint arXiv:2101.00204*.
- Alessandro Bissacco, Mark Cummins, Yuval Netzer, and Hartmut Neven. 2013. Photoocr: Reading text in uncontrolled conditions. In *Proceedings of the IEEE international conference on computer vision*, pages 785–792.
- Alexey Bochkovskiy, Chien-Yao Wang, and Hong-Yuan Mark Liao. 2020. Yolov4: Optimal speed and accuracy of object detection. *arXiv preprint arXiv:2004.10934*.
- Vinayak Borkar, Kaustubh Deshmukh, and Sunita Sarawagi. 2001. Automatic segmentation of text into structured records. In *Proceedings of the 2001 ACM SIGMOD international conference on Management of data*, pages 175–186.
- John Canny. 1986. A computational approach to edge detection. *IEEE Transactions on pattern analysis and machine intelligence*, (6):679–698.
- Datong Chen, Hervé Bourlard, and J-P Thiran. 2001. Text identification in complex background using svm. In *Proceedings of the 2001 IEEE Computer Society Conference on Computer Vision and Pattern Recognition. CVPR 2001*, volume 2, pages II–II. IEEE.
- Huizhong Chen, Sam S Tsai, Georg Schroth, David M Chen, Radek Grzeszczuk, and Bernd Girod. 2011. Robust text detection in natural images with edge-enhanced maximally stable extremal regions. In *2011 18th IEEE international conference on image processing*, pages 2609–2612. IEEE.
- Jie Chen, Zhouhui Lian, Yizhi Wang, Yingmin Tang, and Jianguo Xiao. 2019. Irregular scene text detection via attention guided border labeling. *Science China Information Sciences*, 62:1–11.
- Xiangrong Chen and Alan L Yuille. 2004. Detecting and reading text in natural scenes. In *Proceedings of the 2004 IEEE Computer Society Conference on Computer Vision and Pattern Recognition, 2004. CVPR 2004.*, volume 2, pages II–II. IEEE.
- Xiaoxue Chen, Lianwen Jin, Yuanzhi Zhu, Canjie Luo, and Tianwei Wang. 2021. Text recognition in the wild: A survey. *ACM Computing Surveys (CSUR)*, 54(2):1–35.

- Xilin Chen, Jie Yang, Jing Zhang, and Alex Waibel. 2004. Automatic detection and recognition of signs from natural scenes. *IEEE Transactions on image processing*, 13(1):87–99.
- Zhanzhan Cheng, Fan Bai, Yunlu Xu, Gang Zheng, Shiliang Pu, and Shuigeng Zhou. 2017. Focusing attention: Towards accurate text recognition in natural images. In *Proceedings of the IEEE international conference on computer vision*, pages 5076–5084.
- Tim Churches, Peter Christen, Kim Lim, and Justin Xi Zhu. 2002. Preparation of name and address data for record linkage using hidden markov models. *BMC Medical Informatics and Decision Making*, 2(1):1–16.
- Dorin Comaniciu and Peter Meer. 2002. Mean shift: A robust approach toward feature space analysis. *IEEE Transactions on pattern analysis and machine intelligence*, 24(5):603–619.
- Helen Craig, Dragomir Yankov, Renzhong Wang, Pavel Berkhin, and Wei Wu. 2019. Scaling address parsing sequence models through active learning. In *Proceedings of the 27th ACM SIGSPATIAL International Conference on Advances in Geographic Information Systems*, pages 424–427.
- Navneet Dalal and Bill Triggs. 2005. Histograms of oriented gradients for human detection. In *2005 IEEE computer society conference on computer vision and pattern recognition (CVPR'05)*, volume 1, pages 886–893. Ieee.
- Teófilo Emídio De Campos, Bodla Rakesh Babu, Manik Varma, et al. 2009. Character recognition in natural images. *VISAPP (2)*, 7(2).
- Dan Deng, Haifeng Liu, Xuelong Li, and Deng Cai. 2018. Pixellink: Detecting scene text via instance segmentation. In *Proceedings of the AAAI conference on artificial intelligence*, volume 32.
- Boris Epshtein, Eyal Ofek, and Yonatan Wexler. 2010. Detecting text in natural scenes with stroke width transform. In *2010 IEEE computer society conference on computer vision and pattern recognition*, pages 2963–2970. IEEE.
- Mark Everingham, Luc Van Gool, Christopher KI Williams, John Winn, and Andrew Zisserman. 2010. The pascal visual object classes (voc) challenge. *International journal of computer vision*, 88:303–338.
- Yunze Gao, Yingying Chen, Jinqiao Wang, and Hanqing Lu. 2017. Reading scene text with attention convolutional sequence modeling. *arXiv preprint arXiv:1709.04303*.
- Ross Girshick. 2015. Fast r-cnn. In *Proceedings of the IEEE international conference on computer vision*, pages 1440–1448.
- Ross Girshick, Jeff Donahue, Trevor Darrell, and Jitendra Malik. 2014. Rich feature hierarchies for accurate object detection and semantic segmentation. In *Proceedings of the IEEE conference on computer vision and pattern recognition*, pages 580–587.
- Lluís Gomez and Dimosthenis Karatzas. 2015. Object proposals for text extraction in the wild. In *2015 13th International Conference on Document Analysis and Recognition (ICDAR)*, pages 206–210. IEEE.
- Alex Graves, Marcus Liwicki, Horst Bunke, Jürgen Schmidhuber, and Santiago Fernández. 2007. Unconstrained on-line handwriting recognition with recurrent neural networks. *Advances in neural information processing systems*, 20.
- Ankush Gupta, Andrea Vedaldi, and Andrew Zisserman. 2016. Synthetic data for text localisation in natural images. In *Proceedings of the IEEE conference on computer vision and pattern recognition*, pages 2315–2324.
- Dong Haifeng and Han Siqu. 2020. Natural scene text detection based on yolo v2 network model. In *Journal of physics: conference series*, volume 1634, page 012013. IOP Publishing.
- Shehzad Muhammad Hanif and Lionel Prevost. 2009. Text detection and localization in complex scene images using constrained adaboost algorithm. In *2009 10th international conference on document analysis and recognition*, pages 1–5. IEEE.
- Shehzad Muhammad Hanif, Lionel Prevost, and Pablo Augusto Negri. 2008. A cascade detector for text detection in natural scene images. In *2008 19th international conference on pattern recognition*, pages 1–4. IEEE.
- Kaiming He, Georgia Gkioxari, Piotr Dollár, and Ross Girshick. 2017. Mask r-cnn. In *Proceedings of the IEEE international conference on computer vision*, pages 2961–2969.
- Pan He, Weilin Huang, Yu Qiao, Chen Loy, and Xiaoou Tang. 2016. Reading scene text in deep convolutional sequences. In *Proceedings of the AAAI conference on artificial intelligence*, volume 30.
- Lichao Huang, Yi Yang, Yafeng Deng, and Yinan Yu. 2015. Densebox: Unifying landmark localization with end to end object detection. *arXiv preprint arXiv:1509.04874*.
- Weilin Huang, Zhe Lin, Jianchao Yang, and Jue Wang. 2013. Text localization in natural images using stroke feature transform and text covariance descriptors. In *Proceedings of the IEEE international conference on computer vision*, pages 1241–1248.
- Weilin Huang, Yu Qiao, and Xiaoou Tang. 2014. Robust scene text detection with convolution neural network induced mser trees. In *Computer Vision—ECCV 2014: 13th European Conference, Zurich, Switzerland, September 6–12, 2014, Proceedings, Part IV 13*, pages 497–511. Springer.

- Asif Isthiaq and Najoa Asreen Saif. 2020. Ocr for printed bangla characters using neural network. *International Journal of Modern Education and Computer Science*, 12(2):19.
- Max Jaderberg, Karen Simonyan, Andrea Vedaldi, and Andrew Zisserman. 2016. Reading text in the wild with convolutional neural networks. *International journal of computer vision*, 116:1–20.
- Max Jaderberg, Andrea Vedaldi, and Andrew Zisserman. 2014. Deep features for text spotting. In *Computer Vision—ECCV 2014: 13th European Conference, Zurich, Switzerland, September 6–12, 2014, Proceedings, Part IV 13*, pages 512–528. Springer.
- Ravpreet Kaur and Sarbjeet Singh. 2022. A comprehensive review of object detection with deep learning. *Digital Signal Processing*, page 103812.
- Sulaiman Khan, Shah Nazir, and Habib Ullah Khan. 2021a. Analysis of navigation assistants for blind and visually impaired people: A systematic review. *IEEE Access*, 9:26712–26734.
- Tauseef Khan, Ram Sarkar, and Ayatullah Faruk Mollah. 2021b. Deep learning approaches to scene text detection: a comprehensive review. *Artificial Intelligence Review*, 54:3239–3298.
- Tahani Khatib, Huda Karajeh, Hiba Mohammad, and Lama Rajab. 2015. A hybrid multilevel text extraction algorithm in scene images. *Scientific Research and Essays*, 10(3):105–113.
- Kwang In Kim, Keechul Jung, and Jin Hyung Kim. 2003. Texture-based approach for text detection in images using support vector machines and continuously adaptive mean shift algorithm. *IEEE Transactions on Pattern Analysis and Machine Intelligence*, 25(12):1631–1639.
- Thananop Kobchaisawat, Thanarat H Chalidabhongse, and Shin’ichi Satoh. 2020. Scene text detection with polygon offsetting and border augmentation. *Electronics*, 9(1):117.
- Hyung Il Koo and Nam Ik Cho. 2011. Text-line extraction in handwritten chinese documents based on an energy minimization framework. *IEEE Transactions on Image Processing*, 21(3):1169–1175.
- Bineeth Kuriakose, Raju Shrestha, and Frode Eika Sandnes. 2022. Tools and technologies for blind and visually impaired navigation support: a review. *IETE Technical Review*, 39(1):3–18.
- Chen-Yu Lee and Simon Osindero. 2016. Recursive recurrent nets with attention modeling for ocr in the wild. In *Proceedings of the IEEE conference on computer vision and pattern recognition*, pages 2231–2239.
- SeongHun Lee and Jin Hyung Kim. 2013. Integrating multiple character proposals for robust scene text extraction. *Image and Vision Computing*, 31(11):823–840.
- Xiang Li, Hakan Kardes, Xin Wang, and Ang Sun. 2014. Hmm-based address parsing with massive synthetic training data generation. In *Proceedings of the 4th International Workshop on Location and the Web*, pages 33–36.
- Yao Li and Huchuan Lu. 2012. Scene text detection via stroke width. In *Proceedings of the 21st International Conference on Pattern Recognition (ICPR2012)*, pages 681–684. IEEE.
- Minghui Liao, Baoguang Shi, and Xiang Bai. 2018. Textboxes++: A single-shot oriented scene text detector. *IEEE transactions on image processing*, 27(8):3676–3690.
- Minghui Liao, Baoguang Shi, Xiang Bai, Xinggong Wang, and Wenyu Liu. 2017. Textboxes: A fast text detector with a single deep neural network. In *Proceedings of the AAAI conference on artificial intelligence*, volume 31.
- Rainer W Lienhart and Frank Stuber. 1996. Automatic text recognition in digital videos. In *Image and Video Processing IV*, volume 2666, pages 180–188. SPIE.
- Han Lin, Peng Yang, and Fanlong Zhang. 2020. Review of scene text detection and recognition. *Archives of computational methods in engineering*, 27(2):433–454.
- Wei Liu, Dragomir Anguelov, Dumitru Erhan, Christian Szegedy, Scott Reed, Cheng-Yang Fu, and Alexander C Berg. 2016. Ssd: Single shot multibox detector. In *Computer Vision—ECCV 2016: 14th European Conference, Amsterdam, The Netherlands, October 11–14, 2016, Proceedings, Part I 14*, pages 21–37. Springer.
- Zichuan Liu, Yixing Li, Fengbo Ren, Wang Ling Goh, and Hao Yu. 2018. Squeezedtext: A real-time scene text recognition by binary convolutional encoder-decoder network. In *Proceedings of the AAAI conference on artificial intelligence*, volume 32.
- Jonathan Long, Evan Shelhamer, and Trevor Darrell. 2015. Fully convolutional networks for semantic segmentation. In *Proceedings of the IEEE conference on computer vision and pattern recognition*, pages 3431–3440.
- Shangbang Long, Xin He, and Cong Yao. 2021. Scene text detection and recognition: The deep learning era. *International Journal of Computer Vision*, 129:161–184.
- Shangbang Long, Jiaqiang Ruan, Wenjie Zhang, Xin He, Wenhao Wu, and Cong Yao. 2018. Textsnake: A flexible representation for detecting text of arbitrary shapes. In *Proceedings of the European conference on computer vision (ECCV)*, pages 20–36.
- G Lowe. 2004. Sift-the scale invariant feature transform. *Int. J.*, 2(91-110):2.

- Jiri Matas, Ondrej Chum, Martin Urban, and Tomás Pajdla. 2004. Robust wide-baseline stereo from maximally stable extremal regions. *Image and vision computing*, 22(10):761–767.
- Anand Mishra, Karteek Alahari, and CV Jawahar. 2011. An mrf model for binarization of natural scene text. In *2011 International Conference on Document Analysis and Recognition*, pages 11–16. IEEE.
- Anand Mishra, Karteek Alahari, and CV Jawahar. 2012. Scene text recognition using higher order language priors. In *BMVC-British machine vision conference*. BMVA.
- Shekoofeh Mokhtari, Ahmad Mahmood, Dragomir Yankov, and Ning Xie. 2019. Tagging address queries in maps search. In *Proceedings of the AAAI Conference on Artificial Intelligence*, volume 33, pages 9547–9551.
- Veronica Naosekham, Sushant Aggarwal, and Nilkanta Sahu. 2022. Utextnet: a unet based arbitrary shaped scene text detector. In *Intelligent Systems Design and Applications: 21st International Conference on Intelligent Systems Design and Applications (ISDA 2021) Held During December 13–15, 2021*, pages 368–378. Springer.
- Veronica Naosekham, Naukesh Kumar, and Nilkanta Sahu. 2021. Multi-lingual indian text detector for mobile devices. In *Computer Vision and Image Processing: 5th International Conference, CVIP 2020, Prayagraj, India, December 4-6, 2020, Revised Selected Papers, Part II 5*, pages 243–254. Springer.
- Veronica Naosekham and Nilkanta Sahu. 2022. Text detection, recognition, and script identification in natural scene images: A review. *International Journal of Multimedia Information Retrieval*, 11(3):291–314.
- Lukas Neumann and Jiri Matas. 2011. A method for text localization and recognition in real-world images. In *Computer Vision—ACCV 2010: 10th Asian Conference on Computer Vision, Queenstown, New Zealand, November 8–12, 2010, Revised Selected Papers, Part III 10*, pages 770–783. Springer.
- Matsunobu NOMURA, Yoichi KAGEYAMA, Chikako ISHIZAWA, and Makoto NISHIDA. 2014. Automatic extraction of character sequences from electric signboards in nighttime scene images in japan. *International Journal of the Society of Materials Engineering for Resources*, 20(1):54–58.
- Shiguo Nomura, Keiji Yamanaka, Osamu Katai, Hiroshi Kawakami, and Takayuki Shiose. 2005. A novel adaptive morphological approach for degraded character image segmentation. *Pattern Recognition*, 38(11):1961–1975.
- Rafael Padilla, Sergio L Netto, and Eduardo AB Da Silva. 2020. A survey on performance metrics for object-detection algorithms. In *2020 international conference on systems, signals and image processing (IWSSIP)*, pages 237–242. IEEE.
- Yi-Feng Pan, Xinwen Hou, and Cheng-Lin Liu. 2009. Text localization in natural scene images based on conditional random field. In *2009 10th international conference on document analysis and recognition*, pages 6–10. IEEE.
- Yi-Feng Pan, Xinwen Hou, and Cheng-Lin Liu. 2010. A hybrid approach to detect and localize texts in natural scene images. *IEEE transactions on image processing*, 20(3):800–813.
- Jonghyun Park, Guesang Lee, Euichul Kim, Junsik Lim, Soohyung Kim, Hyungjeong Yang, Myunghun Lee, and Seongtaek Hwang. 2010. Automatic detection and recognition of korean text in outdoor signboard images. *Pattern Recognition Letters*, 31(12):1728–1739.
- Hongbo Qin, Haodi Zhang, Hai Wang, Yujin Yan, Min Zhang, and Wei Zhao. 2019. An algorithm for scene text detection using multibox and semantic segmentation. *Applied Sciences*, 9(6):1054.
- Siyang Qin and Roberto Manduchi. 2017. Cascaded segmentation-detection networks for word-level text spotting. In *2017 14th IAPR international conference on document analysis and recognition (ICDAR)*, volume 1, pages 1275–1282. IEEE.
- Joseph Redmon, Santosh Divvala, Ross Girshick, and Ali Farhadi. 2016. You only look once: Unified, real-time object detection. In *Proceedings of the IEEE conference on computer vision and pattern recognition*, pages 779–788.
- Joseph Redmon and Ali Farhadi. 2017. Yolo9000: better, faster, stronger. In *Proceedings of the IEEE conference on computer vision and pattern recognition*, pages 7263–7271.
- Joseph Redmon and Ali Farhadi. 2018. Yolov3: An incremental improvement. *arXiv preprint arXiv:1804.02767*.
- Shaoqing Ren, Kaiming He, Ross Girshick, and Jian Sun. 2015. Faster r-cnn: Towards real-time object detection with region proposal networks. *Advances in neural information processing systems*, 28.
- Partha Pratim Roy, Umapada Pal, Josep Lladós, and Mathieu Delalandre. 2009. Multi-oriented and multi-sized touching character segmentation using dynamic programming. In *2009 10th international conference on document analysis and recognition*, pages 11–15. IEEE.
- Prithwish Sen, Anindita Das, and Nilkanta Sahu. 2022. End-to-end scene text recognition system for devanagari and bengali text. In *Intelligent Computing & Optimization: Proceedings of the 4th International Conference on Intelligent Computing and Optimization 2021 (ICO2021) 3*, pages 352–359. Springer.
- Rico Sennrich, Barry Haddow, and Alexandra Birch. 2015. Neural machine translation of rare words with subword units. *arXiv preprint arXiv:1508.07909*.

- Hai-Lin Shao, Yi Ji, Ying Li, and Chun-Ping Liu. 2021. Bdfpn: Bi-direction feature pyramid network for scene text detection. In *2021 International Joint Conference on Neural Networks (IJCNN)*, pages 1–8. IEEE.
- Shikhar Sharma, Ritesh Ratti, Ishaan Arora, Anshul Solanki, and Gaurav Bhatt. 2018. Automated parsing of geographical addresses: A multilayer feedforward neural network based approach. In *2018 IEEE 12th International Conference on Semantic Computing (ICSC)*, pages 123–130. IEEE.
- Karthik Sheshadri and Santosh Kumar Divvala. 2012. Exemplar driven character recognition in the wild. In *BMVC*, pages 1–10. Citeseer.
- Baoguang Shi, Xiang Bai, and Cong Yao. 2016. An end-to-end trainable neural network for image-based sequence recognition and its application to scene text recognition. *IEEE transactions on pattern analysis and machine intelligence*, 39(11):2298–2304.
- Palaiahnakote Shivakumara, Souvik Bhowmick, Bolan Su, Chew Lim Tan, and Umapada Pal. 2011. A new gradient based character segmentation method for video text recognition. In *2011 International conference on document analysis and recognition*, pages 126–130. IEEE.
- Ilya Sutskever, Oriol Vinyals, and Quoc V Le. 2014. Sequence to sequence learning with neural networks. *Advances in neural information processing systems*, 27.
- Zhi Tian, Weilin Huang, Tong He, Pan He, and Yu Qiao. 2016. Detecting text in natural image with connectionist text proposal network. In *Computer Vision—ECCV 2016: 14th European Conference, Amsterdam, The Netherlands, October 11–14, 2016, Proceedings, Part VIII 14*, pages 56–72. Springer.
- Jörg Tiedemann and Santhosh Thottingal. 2020. Opusmt—building open translation services for the world. In *Proceedings of the 22nd Annual Conference of the European Association for Machine Translation*. European Association for Machine Translation.
- Manik Varma and Andrew Zisserman. 2002. Classifying images of materials: Achieving viewpoint and illumination independence. In *Computer Vision—ECCV 2002: 7th European Conference on Computer Vision Copenhagen, Denmark, May 28–31, 2002 Proceedings, Part III 7*, pages 255–271. Springer.
- Kai Wang, Boris Babenko, and Serge Belongie. 2011. End-to-end scene text recognition. In *2011 International conference on computer vision*, pages 1457–1464. IEEE.
- Kai Wang and Serge Belongie. 2010. Word spotting in the wild. In *Computer Vision—ECCV 2010: 11th European Conference on Computer Vision, Heraklion, Crete, Greece, September 5–11, 2010, Proceedings, Part I 11*, pages 591–604. Springer.
- Minlue Wang, Valeriia Haberland, Amos Yeo, Andrew Martin, John Howroyd, and J Mark Bishop. 2016. A probabilistic address parser using conditional random fields and stochastic regular grammar. In *2016 IEEE 16th International Conference on Data Mining Workshops (ICDMW)*, pages 225–232. IEEE.
- Tao Wang, David J Wu, Adam Coates, and Andrew Y Ng. 2012. End-to-end text recognition with convolutional neural networks. In *Proceedings of the 21st international conference on pattern recognition (ICPR2012)*, pages 3304–3308. IEEE.
- Wenhai Wang, Enze Xie, Xiang Li, Wenbo Hou, Tong Lu, Gang Yu, and Shuai Shao. 2019a. Shape robust text detection with progressive scale expansion network. In *Proceedings of the IEEE/CVF conference on computer vision and pattern recognition*, pages 9336–9345.
- Wenhai Wang, Enze Xie, Xiaoge Song, Yuhang Zang, Wenjia Wang, Tong Lu, Gang Yu, and Chunhua Shen. 2019b. Efficient and accurate arbitrary-shaped text detection with pixel aggregation network. In *Proceedings of the IEEE/CVF international conference on computer vision*, pages 8440–8449.
- Jerod J Weinman, Erik Learned-Miller, and Allen Hanson. 2007. Fast lexicon-based scene text recognition with sparse belief propagation. In *Ninth International Conference on Document Analysis and Recognition (ICDAR 2007)*, volume 2, pages 979–983. IEEE.
- Zbigniew Wojna, Alexander N Gorban, Dar-Shyang Lee, Kevin Murphy, Qian Yu, Yeqing Li, and Julian Ibarz. 2017. Attention-based extraction of structured information from street view imagery. In *2017 14th IAPR International Conference on Document Analysis and Recognition (ICDAR)*, volume 1, pages 844–850. IEEE.
- Qiangpeng Yang, Mengli Cheng, Wenmeng Zhou, Yan Chen, Minghui Qiu, Wei Lin, and Wei Chu. 2018. Inceptext: A new inception-text module with deformable psroi pooling for multi-oriented scene text detection. *arXiv preprint arXiv:1805.01167*.
- Cong Yao, Xiang Bai, Nong Sang, Xinyu Zhou, Shuchang Zhou, and Zhimin Cao. 2016. Scene text detection via holistic, multi-channel prediction. *arXiv preprint arXiv:1606.09002*.
- Marouane Yassine, David Beauchemin, François Lavolette, and Luc Lamontagne. 2021. Leveraging subword embeddings for multinational address parsing. In *2020 6th IEEE Congress on Information Science and Technology (CiSt)*, pages 353–360. IEEE.
- Qixiang Ye, Wen Gao, Weiqiang Wang, and Wei Zeng. 2003. A robust text detection algorithm in images and video frames. In *Fourth International Conference on Information, Communications and Signal Processing, 2003 and the Fourth Pacific Rim Conference on Multimedia. Proceedings of the 2003 Joint*, volume 2, pages 802–806. IEEE.

- Chucai Yi and Yingli Tian. 2012. Assistive text reading from complex background for blind persons. In *International workshop on camera-based document analysis and recognition*, pages 15–28. Springer.
- Xu-Cheng Yin, Xuwang Yin, Kaizhu Huang, and Hong-Wei Hao. 2013. Robust text detection in natural scene images. *IEEE transactions on pattern analysis and machine intelligence*, 36(5):970–983.
- Zheng Zhang, Chengquan Zhang, Wei Shen, Cong Yao, Wenyu Liu, and Xiang Bai. 2016. Multi-oriented text detection with fully convolutional networks. In *Proceedings of the IEEE conference on computer vision and pattern recognition*, pages 4159–4167.
- Yu Zhong, Kalle Karu, and Anil K Jain. 1995. Locating text in complex color images. *Pattern recognition*, 28(10):1523–1535.
- Zhuoyao Zhong, Lianwen Jin, and Shuangping Huang. 2017. Deeptext: A new approach for text proposal generation and text detection in natural images. In *2017 IEEE international conference on acoustics, speech and signal processing (ICASSP)*, pages 1208–1212. IEEE.
- Xinyu Zhou, Cong Yao, He Wen, Yuzhi Wang, Shuchang Zhou, Weiran He, and Jiajun Liang. 2017. East: an efficient and accurate scene text detector. In *Proceedings of the IEEE conference on Computer Vision and Pattern Recognition*, pages 5551–5560.
- Zhiwei Zhou, Linlin Li, and Chew Lim Tan. 2010. Edge based binarization for video text images. In *2010 20th International Conference on Pattern Recognition*, pages 133–136. IEEE.
- Xiangyu Zhu, Yingying Jiang, Shuli Yang, Xiaobing Wang, Wei Li, Pei Fu, Hua Wang, and Zhenbo Luo. 2017. Deep residual text detection network for scene text. In *2017 14th IAPR International Conference on Document Analysis and Recognition (ICDAR)*, volume 1, pages 807–812. IEEE.