

May 28, 2024

Keywords. Bayesian statistics; Markov Chain Monte Carlo; sensitivity; Bayesian infinitesimal jackknife; Fisher kernel; bootstrap

W-KERNEL AND ESSENTIAL SUBSPACE FOR FREQUENCIST EVALUATION OF BAYESIAN ESTIMATORS

YUKITO IBA

The Institute of Statistical Mathematics, 10-3 Midori cho, Tachikawa City, Tokyo 190-8562, Japan.

ABSTRACT. The posterior covariance matrix W defined by the log-likelihood of each observation plays important roles both in the sensitivity analysis and frequencist evaluation of the Bayesian estimators. This study is focused on the matrix W and its principal space; we term the latter as an *essential subspace*. A key tool for treating frequencist properties is the recently proposed Bayesian infinitesimal jackknife approximation (Giordano and Broderick (2023)). The matrix W can be interpreted as a reproducing kernel and is denoted as *W-kernel*. Using W-kernel, the essential subspace is expressed as a principal space given by the kernel principal component analysis. A relation to the Fisher kernel and neural tangent kernel is established, which elucidates the connection to the classical asymptotic theory. We also discuss a type of Bayesian-frequencist duality, which is naturally appeared from the kernel framework. Finally, two applications are discussed: the selection of a representative set of observations and dimensional reduction in the approximate bootstrap. In the former, incomplete Cholesky decomposition is introduced as an efficient method for computing the essential subspace. In the latter, different implementations of the approximate bootstrap for posterior means are compared.

CONTENTS

1. Introduction	3
2. Preliminaries	4
2.1. Settings and notations	4
2.2. Local case sensitivity formulae	5
2.3. Bayesian infinitesimal jackknife	5
3. Matrix W and essential subspace	7
3.1. Perturbed posteriors	7
3.2. Sensitivity of the posterior mean	8
3.3. Frequentist uncertainty of the posterior mean	9
3.4. Typical examples of the essential subspace	10
4. W-kernel	12
4.1. Basic definitions	13
4.2. Relation to the Fisher kernel and neural tangent kernel	14
4.3. Relation to the matrix $\hat{\mathcal{J}}^{-1/2}\hat{\mathcal{L}}\hat{\mathcal{J}}^{-1/2}$ via duality	17
4.4. Centering and informative priors	18
4.5. Bayesian-frequentist duality	21
5. Applications	22
5.1. Selecting a representative set of observations	22
5.2. Dimensional reduction in approximate bootstrap	27
5.3. Discussion	32
6. Summary and future problems	32
Acknowledgements	34
References	34
Appendix A. Derivation of Formulae	37
A.1. Approximation (11) of the KL-divergence	37
A.2. Bounds (17) of the residual variance	38
A.3. Derivation of (41)	38
A.4. Derivation of (45) and (48)	38
A.5. Duality between matrices \widetilde{W} and Z	39
A.6. Asymptotic relation between Z and $\hat{\mathcal{J}}^{-1/2}\hat{\mathcal{L}}\hat{\mathcal{J}}^{-1/2}$	40
Appendix B. $O(n)$ priors	42
B.1. Example of the binomial model with informative priors	42
B.2. Consistency of (8) with $O(n)$ priors	43
B.3. Effect of the centering and inconsistency of (9) with $O(n)$ priors	46
B.4. Model selection	47

1. INTRODUCTION

Sensitivity analysis and model checking are important parts of the Bayesian analysis (Carlin and Louis (2008); Gelman et al. (2013)). Herein, let us consider two typical examples for illustration:

Checking the sensitivity to the changes in the observations: The robustness of a Bayesian estimator is quantified based on the response to a hypothetical change in observations. The rate of the change caused by the change in weights of the observations is referred to as *local case sensitivity* (Millar and Stewart (2007)).

Assessment using the bootstrap replication of the observations: The performance of a Bayesian estimator is evaluated using artificial sets of data generated by the sampling with replacement from the original data. In the frequentist context, each of the artificial sets is considered a surrogate of a novel sample from the original population.

A common part of these tasks is the repeated computation of estimates, each of which corresponds to a set of modified data. If we compute these estimates using time-consuming methods such as the Markov chain Monte Carlo (MCMC) method, it results in a large computational burden. Thus, approximate methods that replace repeated computation with a single run of the MCMC with the original data are highly desirable. Examples of the studies in which this was the case include Gustafson (1996); Bradlow and Zaslavsky (1997); MacEachern and Peruggia (2000); Pérez et al. (2006); Millar and Stewart (2007); van der Linde (2007) for sensitivity analysis, and Lee et al. (2017) for the bootstrap method. We may also reference Gelfand et al. (1992); Peruggia (1997); Watanabe (2010); Vehtari et al. (2017); Millar (2018); Iba and Yano (2022) for leave-one-out cross validation, Efron (2015); Giordano and Broderick (2023) for frequentist covariance and interval estimation, and McVinish et al. (2013) for the Bayesian p-values.

The aim of this study is to develop a framework that reveals the underlying structure of these problems. Our idea is to study a linear subspace relevant to the approximate posterior mean for any set of moderately modified data. In terms of the consideration of a space common to the modified data, our approach contrasts with the majority of the previous studies that have been focused on estimates for each individual of the modified data.

A subspace of the desired property is identified herein using an eigenvalue problem of a posterior covariance matrix W , the components of which are defined by

$$W_{ij} = \text{Cov}_{\text{pos}}[\log p(X_i | \theta), \log p(X_j | \theta)].$$

Here $\log p(X_i | \theta)$ is the log-likelihood of each observation X_i ; θ is a vector of the parameters and $\text{Cov}_{\text{pos}}[A, B]$ denotes the posterior covariance between arbitrary statistics A and B . The matrix W often has many eigenvalues of negligible magnitude and we select a subspace spanned by eigenvectors of W with non-negligible eigenvalues; we refer to it as an *essential subspace*. As shown in the subsequent sections, this space is relevant to both of the sensitivity analysis and frequentist evaluation on Bayesian estimators, such as an approximate bootstrap on posterior means. To show this, we use the Bayesian infinitesimal jackknife approximation (Bayesian IJK) recently proposed in Giordano and Broderick (2023). It should be noted that the matrix W is computed by a MCMC run with the original data and efficiently treated using incomplete Cholesky decomposition (Shawe-Taylor and Cristianini (2004)), or any other algorithm used for principal component analysis (PCA).

Thus far, the term “subspace” is used in an informal manner. To define it appropriately, the entire framework is better represented in the language of reproducing kernels (Schoelkopf and Smola (2001); Shawe-Taylor and Cristianini (2004)). Let us introduce a positive-definite kernel $K_W(y, y')$ defined as

$$K_W(y, y') = n \text{Cov}_{\text{pos}}[\log p(y | \theta), \log p(y' | \theta)],$$

where n denotes the sample size. Hereafter, we denote the kernel K_W as *W-kernel*. Using this definition, the matrix W_{ij} is considered the Gram matrix defined by the kernel K_W and data X (see Sec. 4.1 for the justification on the duplicated use of X in the definition of K_W and its argument y). The eigenvalue problem

of W_{ij} corresponds to the kernel PCA with W-kernel K_W . Now that “linear subspace” is defined as a closed subspace of the reproducing kernel Hilbert space (RKHS) associated with the kernel K_W .

This kernel framework is also useful for clarifying the relation between parametric and data-space representation in treating the frequentist analysis of Bayesian estimators; it is naturally interpreted as a duality relation within a framework of the kernel PCA. In addition, the kernel K_W itself has interesting properties. K_W is closely related to the Fisher kernel (Jaakkola and Haussler (1998); Schoelkopf and Smola (2001); Shawe-Taylor and Cristianini (2004); Zhang et al. (2022)) and the neural tangent kernel (Jacot et al. (2018)), which have been studied in machine learning. Another aspect is that the diagonal sum of the matrix W coincides with the bias correction term of the Widely Applicable Information Criterion (WAIC) developed for the selection of Bayesian models (Watanabe (2010, 2018); Millar (2018)). This result in a novel perspective of the relation between WAIC and TIC (Takeuchi (1976)) based on the duality in the kernel PCA.

The remainder of this paper is organized as follows: Sec. 2 is a preliminary section, wherein local case sensitivity formulae, the Bayesian IJK, and frequentist covariance formula are explained in the settings used in this study. The following two sections, Sec. 3 and Sec. 4 are the core of this paper, wherein we detail the concepts of *essential subspace* and *W-kernel*, respectively: Sec. 3 discusses the appearance of the matrix W in various settings, while Sec. 4 presents a relation to the Fisher kernel, duality in the kernel PCA, and the effect of informative priors. Sec. 5 provides two applications of the proposed framework with their numerical aspects. Sec. 6 is a summary of this study and future problems. In the appendices A and B, we provide derivations of formulae in the main text and supplementary information on $O(n)$ priors, respectively.

2. PRELIMINARIES

2.1. Settings and notations. We work with a Bayesian approach with a posterior distribution:

$$(1) \quad p(\theta \mid X^n) = \frac{\exp\{\sum_{i=1}^n \ell(X_i; \theta)\} p(\theta)}{\int \exp\{\sum_{i=1}^n \ell(X_i; \theta')\} p(\theta') d\theta'},$$

where $X^n = (X_1, X_2, \dots, X_n)$ is a set of observations, $\ell(x; \theta) = \log p(x \mid \theta)$ is the log-likelihood of the model, and $p(\theta)$ is a prior density of θ . The posterior mean of statistics $A(\theta)$ is defined as

$$\mathbf{E}_{\text{pos}}[A(\theta)] = \int A(\theta) p(\theta \mid X^n) d\theta.$$

We also use Cov_{pos} and Var_{pos} to indicate the posterior covariance and variance, respectively.

To define the local case sensitivity, we also consider a posterior distribution $p_w(\theta; X^n)$ with weights (w_1, w_2, \dots, w_n) of the observations $X^n = (X_1, X_2, \dots, X_n)$ as follows:

$$(2) \quad p_w(\theta; X^n) = \frac{\exp\{\sum_{i=1}^n w_i \ell(X_i; \theta)\} p(\theta)}{\int \exp\{\sum_{i=1}^n w_i \ell(X_i; \theta')\} p(\theta') d\theta'}.$$

The average of $A(\theta)$ over the distribution $p_w(\theta; X^n)$ are expressed as

$$(3) \quad \mathbf{E}_{\text{pos}}^w[A(\theta)] = \int A(\theta) p_w(\theta; X^n) d\theta.$$

Hereafter $w = 1$ is used as an abbreviation of $w_j = 1, j = 1, 2, \dots, n$. The local case sensitivity is defined as a derivative of $\mathbf{E}_{\text{pos}}^w[A(\theta)]$ in (3) with the weight w_i evaluated at $w = 1$.

We basically assume regularity conditions for the standard asymptotic theory, such that the posterior is well approximated by a multivariate normal distribution when the sample size n is large; hereafter a statistical model that satisfies these conditions is referred as a *regular model*. Some of our results, such as those in Sec. 3.1 may be partially generalized to *singular models* (Watanabe (2018)), where the above conditions are not satisfied, but further exploration in this direction is beyond the scope of this paper.

As discussed in Giordano and Broderick (2023), mathematical aspects of deriving the formula (8) are non-trivial even in the case of regular models, in that it is necessary to prove that the convergence of the

posterior to a normal distribution should comprise some uniformity in data X^n . This applies to many of the arguments in this paper. However, the consideration of these details of mathematical rigor in derivations is also beyond the scope of this paper and has been left for future studies.

All of the MCMC computations in this study are performed using the Stan software (Gelman et al. (2015)) with the “RStan” package in R.

2.2. Local case sensitivity formulae. Let us introduce a set of formulae that express the sensitivity of the posterior mean $\mathbf{E}_{\text{pos}}[A(\theta)]$ by using posterior cumulants. A basal example of this is the first-order local case sensitivity formula (Gustafson, 1996; Pérez et al., 2006; Millar and Stewart, 2007; Giordano et al., 2018; Iba and Yano, 2022), which comprises the use of the posterior covariance between the arbitrary statistics $A(\theta)$ and log-likelihood $\ell(X_i; \theta)$ of the observation X_i :

$$(4) \quad \left. \frac{\partial}{\partial w_i} \mathbf{E}_{\text{pos}}^w[A(\theta)] \right|_{w=1} = \text{Cov}_{\text{pos}}[A(\theta), \ell(X_i; \theta)].$$

The proof is straightforward when an exchange of integration and derivation is allowed under appropriate regularity conditions.

A second-order local case sensitivity formula (Giordano and Broderick (2023); Iba and Yano (2022)) is less known but equally useful. It expresses the second-order derivative using the third-order combined posterior cumulant as follows:

$$(5) \quad \left. \frac{\partial^2}{\partial w_i \partial w_j} \mathbf{E}_{\text{pos}}^w[A(\theta)] \right|_{w=1} = \mathcal{K}_{\text{pos}}[A(\theta), \ell(X_i; \theta), \ell(X_j; \theta)],$$

where the third-order combined posterior cumulant $\mathcal{K}_{\text{pos}}[A(\theta), B(\theta), C(\theta)]$ of the arbitrary statistics $A(\theta)$, $B(\theta)$, and $C(\theta)$ are defined as

$$\mathcal{K}_{\text{pos}}[A(\theta), B(\theta), C(\theta)] = \mathbf{E}_{\text{pos}}[(A(\theta) - \mathbf{E}_{\text{pos}}[A(\theta)])(B(\theta) - \mathbf{E}_{\text{pos}}[B(\theta)])(C(\theta) - \mathbf{E}_{\text{pos}}[C(\theta)])].$$

The derivation of (5) is also straightforward (see Giordano and Broderick (2023)).

2.3. Bayesian infinitesimal jackknife. Giordano and Broderick (2023)(see also Giordano (2020)) proposed a formula that represented frequencist covariance with the use of the posterior covariance. They referred to the idea behind the formula as “Bayesian infinitesimal jackknife”(Bayesian IJK). Here, we explain it in a form comprising the second-order terms $\mathcal{K}_{\text{pos}}[A(\theta), \ell(X_i; \theta), \ell(X_j; \theta)]$.

If we set $\eta_i = w_i - 1$ and use the formulae (4) and (5) to represent the first- and second-order derivatives by η_i , we have an approximation that

$$(6) \quad \mathbf{E}_{\text{pos}}^w[A(\theta)] \simeq \mathbf{E}_{\text{pos}}[A(\theta)] + \sum_{i=1}^n \text{Cov}_{\text{pos}}[A(\theta), \ell(X_i; \theta)] \eta_i + \frac{1}{2} \sum_{i,j=1}^n \mathcal{K}_{\text{pos}}[A(\theta), \ell(X_i; \theta), \ell(X_j; \theta)] \eta_i \eta_j,$$

where n is sample size and A represents arbitrary statistics.

Thus far, we have restricted ourselves to the approximation of changes in estimates caused by a given variation in weights. Some additional assumption – typically the data consist of independent identically distributed (IID) observations from a population – is required to evaluate frequencist performance of the estimator. Let us introduce the following notation

$$(7) \quad \text{Cov}_{\text{pos}}^*[A(\theta), \ell(X_i; \theta)] = \text{Cov}_{\text{pos}}[A(\theta), \ell(X_i; \theta)] - \frac{1}{n} \sum_{j=1}^n \text{Cov}_{\text{pos}}[A(\theta), \ell(X_j; \theta)],$$

where $A(\theta)$ is an arbitrary statistics. Then, on assuming the observation X_i s are IID variables, the formula

$$(8) \quad \hat{\Sigma}_{AB}^* = \sum_{i=1}^n \text{Cov}_{\text{pos}}^*[A(\theta), \ell(X_i; \theta)] \text{Cov}_{\text{pos}}^*[B(\theta), \ell(X_i; \theta)],$$

approximates the frequencist covariance Σ_{AB} of an arbitrary pair of the statistics A and B . Hereafter, we refer to a formula of this type as a “frequencist covariance formula”.

Rigorous proofs of (8) have been provided by Giordano and Broderick (2023) using two different methods; an intuitive method of deriving this is to begin with a well-known formula that represents frequencist covariance using the first-order influence functions and replace these influence functions with the derivatives (4). Another heuristic is to consider a bootstrap estimate of the frequencist covariance and approximate it using the first term of the right-hand side of (6) (see Sec.3.3 of Giordano and Broderick (2023) and Sec. 5.2 of the present paper).

When the effect of the prior is weak, the formula (8) is often simplified as

$$(9) \quad \hat{\Sigma}_{AB} = \sum_{i=1}^n \text{Cov}_{\text{pos}}[A(\theta), \ell(X_i; \theta)] \text{Cov}_{\text{pos}}[B(\theta), \ell(X_i; \theta)].$$

Details of the condition of the reduction from (8) to (9) are discussed in Sec. 4.4 and appendix B. It should be noted that the formulae (8) and (9) reflect a considerable amount of the effect of the prior, while depending on the prior only through the definition of the posterior covariance; this is analysed in Sec. 4.4 and appendix B.

A notable feature of the formulae (8) and (9) is that they provide a reasonable estimate of the frequencist covariance, even when the model is misspecified; for example, binomial or Poisson likelihoods in the case of over-dispersed count data. This contrasts with a pure Bayesian estimate $\text{Cov}_{\text{pos}}[A(\theta), B(\theta)]$ of the covariance, which matches the frequencist covariance only when the likelihood is correct and the prior is weak.

Remark 1. *Infinitesimal jackknife (IJK) approximation comprises the use of a Taylor series expansion with observation weights for the approximation of frequencist property of statistics (Jaeckel (1972); Giordano et al. (2019b,a)). The Bayesian IJK is considered as a combination of the IJK and local case sensitivity formulae. The IJK is closely related to a functional expansion introduced by von Mises (1947); Giordano and Broderick (2023) applies the expansion in a proof of the frequencist covariance formula.*

Remark 2. *Watanabe (2010, 2018) employed functional cumulant expansions similar to the expansion (6) in his theory of singular statistical models; they are also used to demonstrate asymptotic equivalence between WAIC and leave-one-out cross validation. However, multivariate expansion that corresponds to simultaneous changes of more than one w_i or η_i appears to have been used rarely in Watanabe (2010, 2018), but is essential in the framework proposed in this paper.*

Remark 3. *Efron (2015) introduced an analog of expression (9), which uses derivatives by sufficient statistics $\xi(X^n) = (\xi_\alpha)$, instead of derivatives by the weights of the data. His formula is expressed as follows:*

$$(10) \quad \hat{\Sigma}_{AB} = \sum_{\alpha, \beta=1}^K \text{Cov}_{\text{pos}} \left[A(\theta), \frac{\partial}{\partial \xi_\alpha} \ell(X^n; \theta) \right] V_{\alpha\beta} \text{Cov}_{\text{pos}} \left[B(\theta), \frac{\partial}{\partial \xi_\beta} \ell(X^n; \theta) \right],$$

where α, β are the indices of the component of sufficient statistics, K is the number of sufficient statistics, and $V = (V_{\alpha\beta})$ is an empirical estimate of the frequencist covariance between the components of sufficient statistics; $\ell(X^n; \theta)$ denotes the total log-likelihood $\sum_{i=1}^n \ell(X_i; \theta)$. A disadvantage of the expression (10) is that it requires a good estimate of the covariance V ; this practically limits its usage to cases wherein a set of non-trivial sufficient statistics of size $K = O(1)$ exists. From our perspective, (10) does not have implications with respect to the data-space formulation developed in this study, which is in contrast to the case of the formula (9).

3. MATRIX W AND ESSENTIAL SUBSPACE

In this section, we introduce a matrix W of the posterior covariance and the notion of *essential subspace*. We first present that the matrix W and its essential subspace are useful in assessing the sensitivity to observations, both in the Kullback-Leibler (KL) divergence between posteriors and changes in posterior means. Subsequently, we argue that these concepts are not only effective in assessing the sensitivity, but also to estimate frequentist uncertainty under the IID sampling of observations. Finally, we provide basic examples of the essential subspace: fitting a non-Gaussian distribution, regression, and smoothing. In these examples, the matrix W , and hence its eigenvalues and eigenvectors, are directly computed from posterior samples obtained using the MCMC method.

Remark 4. *The notion of the tangent set and efficient influence function (van der Vaart (2014)) developed in the study of semiparametric models, appears to be related to the current study. Our approach comprises the introduction of a Bayesian analog of them that is easily computable using the posterior samples.*

Remark 5. *Schoelkopf and Smola (2001), Section 13.4 and Oliver et al. (2000) discuss an eigenvalue problem of the Fisher kernel and its generalization, which is also related to the idea of the essential subspace. We discuss this relation in Sec. 4.2.*

3.1. Perturbed posteriors. Let us first consider the KL divergence between the original posterior distribution (1) and the one with weighted observations (2):

$$D(p(\theta; X^n) \| p_w(\theta; X^n)) = \mathbf{E}_{\text{pos}} \left[\log \frac{p(\theta; X^n)}{p_w(\theta; X^n)} \right].$$

Using a straightforward calculation presented in appendix A.1, we obtain

$$(11) \quad D(p(\theta; X^n) \| p_w(\theta; X^n)) = \frac{1}{2} \sum_{i,j=1}^n \text{Cov}_{\text{pos}}[\ell(X_i; \theta), \ell(X_j; \theta)] \eta_i \eta_j + o_p(\|\eta\|^2),$$

where $\eta_i = w_i - 1$ and $\|\eta\|$ denotes the ℓ_2 -norm of the vector $\eta = (\eta_i)$.

The formula (11) appears to be similar to the one derived in Millar (2018), except that we explicitly consider non-diagonal terms that contain $\eta_i \eta_j$, ($i \neq j$). The inclusion of the non-diagonals in (11) is significant, however, in that this results in an eigenvalue problem of the matrix $W = (W_{ij})$, the components of which are defined as

$$W_{ij} = \text{Cov}_{\text{pos}}[\ell(X_i; \theta), \ell(X_j; \theta)].$$

When we denote the eigenvalues of the symmetric matrix W as $\{\lambda_a, a = 1, \dots, n\}$ and the associated unit eigenvectors as $\{U_a\} = \{(U_a^i)\}$, and define $\tilde{\eta}_a = \sum_{i=1}^n U_a^i \eta_i$, we can express the following.

$$(12) \quad D(p(\theta; X^n) \| p_w(\theta; X^n)) = \frac{1}{2} \sum_{a=1}^n \lambda_a \tilde{\eta}_a^2 + o_p(\|\eta\|^2), \quad \tilde{\eta}_a = \sum_{i=1}^n U_a^i \eta_i.$$

Hereafter we assume $\lambda_a \geq \lambda_{a+1}$ for convenience.

This is only a change in the variables. An important feature of (12) is that a majority of the eigenvalues $\{\lambda_a\}$ are almost zero in many settings. For example, we subsequently show that, in the case of a parametric model with non informative priors with k parameters, only k of the n eigenvalues takes non-zero values when $n \rightarrow \infty$. Even in the cases of structured models comprising $O(n)$ parameters, the number a_M of the virtually non-zero eigenvalues is often much less than n . Thus, it is reasonable to approximate the right hand side of (12) using a subset of terms as follows.

$$(13) \quad D(p(\theta; X^n) \| p_w(\theta; X^n)) \simeq \frac{1}{2} \sum_{a=1}^{a_M} \lambda_a \tilde{\eta}_a^2, \quad \tilde{\eta}_a = \sum_{i=1}^n U_a^i \eta_i,$$

where $\lambda_a, a = 1, \dots, a_M$ are virtually nonzero eigenvalues, and $U_a = (U_a^i), a = 1, \dots, a_M$ are the corresponding unit eigenvectors. Hereafter, we refer to a linear subspace spanned by $U_a = (U_a^i), a = 1, \dots, a_M$ as an *essential subspace*. By definition, this is a subspace in which the change in the KL-divergence between $p(\theta; X^n)$ and $p_w(\theta; X^n)$ is well approximated by the projection $\tilde{\eta}_a, a = 1, \dots, a_M$ of the change in the weights $\eta_a, a = 1, \dots, n$ of the observations.

Note that U_a^i can be unstable and sensitive to the perturbation of observations and errors in computing posterior covariance, while the eigenvalues and essential subspace spanned by them are much more stable. It is a common property of a *dual form* of PCA, when the number of observations n is larger than the effective number of features. Our problem is slightly more complicated because the inner product used in the algorithm is not Euclidean; it is better described as a kernel PCA as discussed in Sec. 4.

It is also worth considering how to treat an eigenvalue problem of a $n \times n$ matrix W . Once again, the connection to the Kernel PCA is useful; if we use the incomplete Cholesky decomposition, which has been used for treating the Gram matrix in Kernel methods, the computational burden is reduced to $O(a_M^2 \times n)$ from $O(n^3)$ in the full matrix diagonalization. This is particularly important because a set of observations obtained using the incomplete Cholesky decomposition is often as useful as the essential subspace itself; it can be regarded as a representative set of observations that spans the essential subspace. We shall revisit this subject in Sec. 5.1.

3.2. Sensitivity of the posterior mean. Thus far, we focused on the change of the posterior distribution measured by the KL-divergence. Next we show that the change in the posterior mean $\mathbf{E}_{\text{pos}}[A(\theta)]$ of arbitrary statistics $A(\theta)$ is also approximated with the projection of perturbations onto the essential subspace.

Bound of the error. As a preparation, let us revisit the eigenvalue problem in the previous subsection. Since it is an eigenvalue problem of the symmetric matrix W , we can express it as

$$\sum_{i,j=1}^n U_a^i \text{Cov}_{\text{pos}}[\ell(X_i; \theta), \ell(X_j; \theta)] U_b^j = \lambda_a \delta_{ab}$$

If we define the projection of the function $\ell(X_i; \theta)$ of θ to the a th eigenvector as

$$(14) \quad \mathcal{L}_a(\theta) = \sum_{i=1}^n U_a^i \ell(X_i; \theta),$$

the following relation holds:

$$(15) \quad \text{Cov}_{\text{pos}}[\mathcal{L}_a(\theta), \mathcal{L}_b(\theta)] = \lambda_a \delta_{ab},$$

where the Kronecker's delta δ_{ab} is defined as usual:

$$\delta_{ab} = \begin{cases} 1 & (a = b) \\ 0 & (a \neq b) \end{cases}.$$

Since $U = (U_a^i)$ is an orthogonal matrix $(U^{-1})_i^a = U_a^i$, we can reverse the relation (14) as

$$\ell(X_i; \theta) = \sum_{a=1}^n U_a^i \mathcal{L}_a(\theta)$$

Based on this preparation, we define the projection of $\ell(X_i; \theta)$ to the essential subspace spanned by $U_a^i, a = 1, \dots, a_M$ using

$$(16) \quad \ell^*(X_i; \theta) = \sum_{a=1}^{a_M} U_a^i \mathcal{L}_a(\theta)$$

Using this definition and the relation (15), we can bound the variance of the residuals by the corresponding eigenvalues as

$$(17) \quad \text{Var}_{\text{pos}}[\ell(X_i; \theta) - \ell^*(X_i; \theta)] \leq \sum_{a=a_M+1}^n \lambda_a.$$

The derivation of (17) is standard and presented in appendix A.2.

We can now bound the error in $\text{Cov}_{\text{pos}}[A(\theta), \ell^*(X_i; \theta)]$ caused by the projection to the essential subspace as

$$(18) \quad |\text{Cov}_{\text{pos}}[A(\theta), \ell(X_i; \theta)] - \text{Cov}_{\text{pos}}[A(\theta), \ell^*(X_i; \theta)]| = |\text{Cov}_{\text{pos}}[A(\theta), \ell(X_i; \theta) - \ell^*(X_i; \theta)]| \\ \leq (\text{Var}_{\text{pos}}[A(\theta)] \text{Var}_{\text{pos}}[\ell(X_i; \theta) - \ell^*(X_i; \theta)])^{1/2} = (\text{Var}_{\text{pos}}[A(\theta)])^{1/2} \left(\sum_{a=a_M+1}^n \lambda_a \right)^{1/2},$$

where we use a form of the Cauchy-Schwartz inequality $\text{Cov}[B, C] \leq (\text{Var}[B])^{1/2} (\text{Var}[C])^{1/2}$, which holds for any B and C .

Essential subspace approximation. The bounds (18) provides a bound of errors in the approximation caused by the projection into the essential subspace. If we retain the first-order term in (6), we have

$$(19) \quad \mathbf{E}_{\text{pos}}^w[A(\theta)] \simeq \mathbf{E}_{\text{pos}}[A(\theta)] + \sum_{i=1}^n \text{Cov}_{\text{pos}}[A(\theta), \ell(X_i; \theta)] \eta_i.$$

Then, the bound (18) gives the bound of the error in right hand side when we replace (19) with

$$(20) \quad \mathbf{E}_{\text{pos}}^w[A(\theta)] \simeq \mathbf{E}_{\text{pos}}[A(\theta)] + \sum_{i=1}^n \text{Cov}_{\text{pos}}[A(\theta), \ell^*(X_i; \theta)] \eta_i.$$

From (16) and (20), we obtain

$$\sum_{i=1}^n \text{Cov}_{\text{pos}}[A(\theta), \ell^*(X_i; \theta)] \eta_i = \sum_{a=1}^{a_M} \text{Cov}_{\text{pos}}[A(\theta), \mathcal{L}_a(\theta)] \tilde{\eta}_a,$$

where we define $\tilde{\eta}_a = \sum_{i=1}^n U_a^i \eta_i$. On substituting this into (20), we have

$$(21) \quad \mathbf{E}_{\text{pos}}^w[A(\theta)] \simeq \mathbf{E}_{\text{pos}}[A(\theta)] + \sum_{a=1}^{a_M} \text{Cov}_{\text{pos}}[A(\theta), \mathcal{L}_a(\theta)] \tilde{\eta}_a, \quad \tilde{\eta}_a = \sum_{i=1}^n U_a^i \eta_i.$$

The right hand side of (21) approximates $\mathbf{E}_{\text{pos}}^w[A(\theta)]$ using the projections $\tilde{\eta}_a = \sum_{i=1}^n U_a^i \eta_i$ of the perturbations; it has the same accuracy as (20).

3.3. Frequentist uncertainty of the posterior mean. The essential subspace is initially defined in a genuine Bayesian manner; it is a principal space that contains the majority of the posterior variance. Based on the expression (11) of the KL-divergence and the sensitivity formula (4), we have shown that it is also a relevant space for evaluating the sensitivity to the perturbation of observations.

Here, we discuss that the matrix W and its essential subspace are also relevant for the estimation of frequentist uncertainty of the Bayesian estimator, when we assume an IID sampling from the population. This is based on the Bayesian IJK and insensitive to whether the model can represent the source population.

A quick way to apply the proposed framework for frequentist uncertainty is to employ the frequentist covariance formula (9). Using (16), the expression (9) is approximated as

$$\hat{\Sigma}_{AB}^{ess} = \sum_{i=1}^n \text{Cov}_{\text{pos}}[A(\theta), \ell^*(X_i; \theta)] \text{Cov}_{\text{pos}}[B(\theta), \ell^*(X_i; \theta)].$$

Using (16) and an orthogonal relation $\sum_i U_i^a U_i^b = \delta_{ab}$, the expression can be written as

$$\hat{\Sigma}_{AB}^{ess} = \sum_{a=1}^{a_M} \text{Cov}_{\text{pos}}[A(\theta), \mathcal{L}_a(\theta)] \text{Cov}_{\text{pos}}[B(\theta), \mathcal{L}_a(\theta)].$$

These expressions indicate that the frequencist covariance is approximated by the posterior covariance of the projections $\ell^*(X_i; \theta)$ or $\mathcal{L}_a(\theta)$ onto the essential subspace. The error of this approximation is again controlled by (18). We can proceed in a similar manner when (9) is replaced by (8); this is discussed further in Sec. 4.4.

Another method of relating the frequencist uncertainty to the essential subspace is to consider an approximate bootstrap, which provides an equivalent but more intuitive method of introducing the essential subspace (see Sec. 5.2).

3.4. Typical examples of the essential subspace. We present three basic examples of the essential subspace. The second and third example do not comprise the use of an IID model, but the same framework is applied when we consider the inference conditioned on X_i or Z_i below. Here, we are primarily interested in the eigenvalues of the matrix $W = W_{ij}$. Each result is computed from the output of a MCMC run by a full diagonalization of the matrix W using the “eigen” function in base R. The structure of the essential subspace is discussed further in Sec. 5.1 in connection with the representative set of the observations.

Weibull analysis. We first consider the fitting of a non-normal distribution. As an example, let us discuss an analysis of the mortality data $X_i, i = 1, \dots, n$, wherein X_i s are the lifespans of 59 females of ancient Egypt estimated from their bones (Pearson (1902)). The histogram of the data is presented in the leftmost panel of the Fig. 1. We assume the Weibull distribution to be a likelihood, whose probability density is given by

$$(22) \quad p^{wb}(x | \gamma, \lambda) = \frac{\gamma}{\lambda} \left(\frac{x}{\lambda}\right)^{\gamma-1} \exp \left[- \left(\frac{x}{\lambda}\right)^{\gamma} \right], \quad x \geq 0,$$

where an improper prior uniform on $[0, \infty)$ is assumed for each of the parameters γ and λ . It should be noted that this likelihood is not an exponential family in the shape parameter γ . The density estimated using the maximum likelihood estimator (MLE) (equivalently, the MAP estimate with the above prior) is presented in the second panel in Fig. 1.

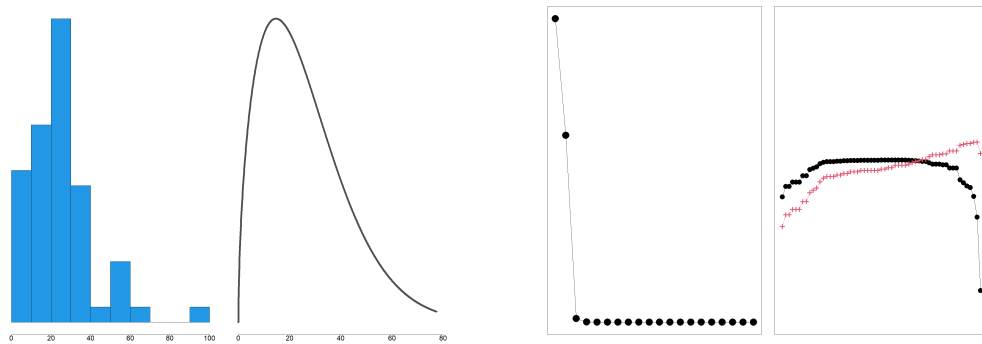


FIGURE 1. Weibull analysis. From left to right, the first and second panels present a histogram and a Weibull fitting (MLE) of the data, respectively. The third panel shows the first 20 eigenvalues of W in the decreasing order; the horizontal axis represents the index $1 \dots 59$ of the eigenvalues. The fourth panel shows the eigenvectors corresponds to the first two eigenvalues; the horizontal axis represents the index $1 \dots 59$ of the observations. The black dots correspond to the first eigenvalue, while the red +s correspond to the second eigenvalue.

The obtained results are presented in the third and fourth panels in Fig. 1. The first 20 eigenvalues of the matrix W are plotted in the third panel. The first two eigenvalues have a large value, while the others have negligible magnitudes. The dimension of the essential subspace is two in this case, which is equal to the number of parameters estimated in the model. This is not a coincidence, and is explained in Sec. 4.3 and Sec. 4.5.

The normalized eigenvectors corresponding to these two eigenvalues are plotted in the fourth panel against the index of the observations. The amplitude of the eigenvector corresponding to the first eigenvalue has a large value at the high extreme of the age; this means that the estimate is sensitive to the change of the weights in this part of the data.

Regression. Next, we consider an example of the regression. A set of the artificial data is generated as

$$Y_i = f(x_i) + \tilde{\sigma}\zeta_i, \quad \zeta_i \sim t_4, \quad i = 1, \dots, n,$$

where t_4 is the t-distribution with the four degrees of freedom and we denote observations as $Y^n = (Y_i)$ instead of $X^n = (X_i)$ in the generic framework; here X_i indicates the value of the explanatory variables. The t-distribution with the four degrees of freedom is intentionally introduced to create outliers for a normal model, as defined below. We use a trigonometric curve as a true function $f(x)$ and set $n = 30$ and $\tilde{\sigma} = 0.3$ in the following.

We apply a Bayesian linear regression with a cubic polynomial

$$Y_i \sim N(\mu_i, \sigma^2), \quad \mu_i = \beta_0 + \beta_1 x_i + \beta_2 x_i^2 + \beta_3 x_i^3, \quad i = 1, \dots, n,$$

to this data set, where an improper prior uniform on $(-\infty, \infty)$ is assumed for each coefficient β_α , $\alpha = 0, \dots, 3$. Furthermore, an improper prior uniform on $[0, \infty)$ is assumed for the standard deviation σ when we estimate σ from the data. When σ is provided, we set $\sigma = 0.1$. The σ -given and σ -estimated cases below employ the same set of artificial data.

The result thus obtained is presented in Fig. 2. The first panel presents data points used in the experiment (blue dot) and the fitted curve. The second panel presents the eigenvalues in the σ -given case; there are four nonzero eigenvalues and others are effectively zero, which agrees with the number 4 of the estimated parameters. The third panel presents the eigenvalues in the σ -estimated case; it suggests five or six definitely nonzero eigenvalues, while the number of the estimated parameters is five. However, the cut off in this case is rather ambiguous; this may be caused by the non-linearity in the estimation of the dispersion parameter σ .

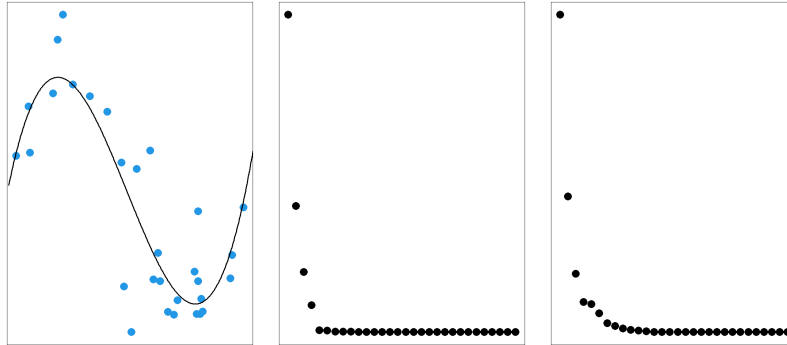


FIGURE 2. Regression. The first panel presents the data points used in the experiment (blue dot) and the fitted curve; the horizontal axis represents the values of explanatory variable x , while the vertical axis represents Y_i and the posterior mean of $f(x)$. The second and third panel present the eigenvalues in the σ -given and σ -estimated cases; the horizontal and vertical axes represent an index of eigenvalues and the eigenvalues, respectively.

Smoothing. The third example employs a more structured model for time-series data. Let us consider the celebrated “Prussian horse kick data” X_{tj} , $t = 1, \dots, 20$, $j = 1, \dots, 14$; this is a record of deaths by horse kick over 20 years of 14 corps in the Prussian army.

We treat it as a time-series of length 20 with 14 observations each year and apply a state space model with hidden Markov states Z_t , $t = 1, \dots, 20$, wherein a random walk of the state is assumed as a smoothness prior (a local-level model):

$$(23) \quad Z_t = Z_{t-1} + \zeta_t, \quad t = 2, \dots, 20.$$

The system noise ζ_t is an independent variate that obeys a common normal distribution $N(0, s^2)$; improper priors uniform in $(-\infty, \infty)$ and $(0, \infty)$ are applied for the initial value Z_1 and the standard deviation s of the system noise, respectively. Each observation X_{tj} is assumed to be an independent Poisson variate that obeys

$$(24) \quad X_{tj} \sim \text{Pois}(\exp(Z_t)), \quad t = 1, \dots, 20, \quad j = 1, \dots, 14,$$

where $\text{Pois}(\mu)$ denotes the Poisson distribution of the intensity μ .

For a structured model, wherein part of the model is identified as the likelihood is important; the matrix W depends on this choice. Herein, we define the likelihood using (24) and identify Z_t as the parameter θ in the generic framework; the state equation (23) is considered as a prior for (Z_t) along with an improper prior on Z_1 . The total number of the observations is $20 \times 14 = 280$, and W becomes a 280×280 matrix, which has 280 eigenvalues.

The result thus obtained is presented in (3). The left panel presents the fitted curve. The right panel presents the first 30 eigenvalues. The number of definitely nonzero eigenvalues is 20, while the nominal number of the parameters is 21. However, the magnitude of the eigenvalue λ_i smoothly decreases from $i = 1$ to $i = 20$; thus, the subspace corresponding to the first 5 or 10 eigenvalues may be sufficient for realising crude approximations.

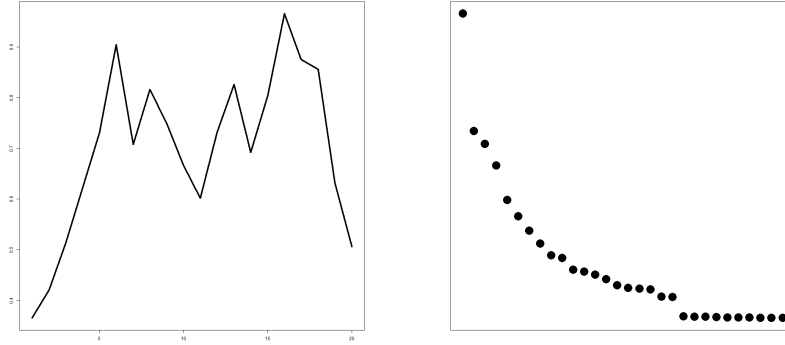


FIGURE 3. Smoothing. The left panel presents the fitted curve; the horizontal axis corresponds to the year $t = 1, \dots, 20$, while the vertical axis corresponds to the posterior mean of $\exp(Z_t)$. The estimated curve is not smooth, because the prior penalizes the first-order difference. The right panel presents the first 30 eigenvalues; the horizontal and vertical axes represent an index of eigenvalues and eigenvalues, respectively.

4. W-KERNEL

This section defines W-kernel; the essential subspace defined in the previous section is reformulated as a principal space defined by the kernel PCA with this kernel. We then discuss an approximation, referred to as the *modified Fisher kernel*, which connects our approach to existing studies on natural kernels, such as the Fisher kernel and neural tangent kernel. We investigate duality in the kernel PCA with W-kernel in

two different ways, each discussed in Sec.4.3 and Sec. 4.5, respectively. These arguments explain why the number of virtually non-zero eigenvalues of the matrix W approximately equals k for a simple parametric models with a noninformative prior as the sample size $n \rightarrow \infty$. We also discuss the role of “centering”, typically expressed by a difference between the formulae (8) and (9); this argument elucidates the effect of informative priors in the Bayesian IJK.

4.1. Basic definitions.

Empirical version. Let us introduce an empirical version of W-kernel as

$$(25) \quad K_W(y, y') = n \text{Cov}_{\text{pos}}[\ell(y; \theta), \ell(y'; \theta)] = n \text{Cov}_{\text{pos}}[\log p(y; \theta), \log p(y'; \theta)].$$

The sample size n is introduced on the right hand side, because $\text{Cov}_{\text{pos}}[\ell(y; \theta), \ell(y'; \theta)] = O_p(1/n)$ holds in a usual setting.

A feature vector is defined as

$$\Phi_\theta(X) = \ell(X; \theta) = \log p(X; \theta),$$

where a continuous-valued parameter θ plays the role of the index of features. An inner product is also defined using the posterior covariance as

$$(26) \quad (f, g)_\mathcal{H} = n \text{Cov}_{\text{pos}}[f(\theta), g(\theta)],$$

between any functions f and g of θ that can be considered posterior random variables. It is positive-definite by the definition of the covariance.

Using this inner product, the RKHS is considered an inner-product space defined by the closure of linear combinations of the form

$$\sum_{i=1}^k c_i \log p(y_i; \theta),$$

where m is an arbitrary integer; $\{c_i\}$, $i = 1, \dots, m$, is an arbitrary set of real numbers; and $\{y_i\}$, $i = 1, \dots, m$, is an arbitrary set of the possible observations.

It should be noted that k is not the dimension of the feature vector $\Phi_\theta(\cdot)$, but that of its index vector θ ; the feature vector itself is infinite-dimensional. This contrasts with the modified Fisher kernel defined subsequently (and also the Fisher kernel), where the feature vector is k -dimensional.

Population version. When we consider $K_W(X_i, X_j)$ using the definition (25) of the kernel, the same set $X^n = (X_i)$ of observations is also used to define the inner product (26). Such a “data-dependent” definition of the kernel functions is rather familiar in the actual implementation of the kernel methods and also appears in the use of the Fisher kernel, as discussed subsequently.

However, it may be convenient to define a *population version* $K_W^0(X_i, X_j)$ of W-kernel, where the inner product is independent of the current observations. We cannot directly use this population version in actual data analysis, but the results obtained by using $K_W(X_i, X_j)$ is interpreted as an empirical approximation to those obtained using the population version $K_W^0(X_i, X_j)$.

To realize this, we need a frequentist assumption that observations are an IID realization from a population G . Then, a population version of the posterior with a sample size n is formally introduced as

$$(27) \quad p(\theta; G, n) = \frac{\exp\{n \int \ell(x; \theta) dG(x)\} p(\theta)}{\int \exp\{n \int \ell(x; \theta') dG(x)\} p(\theta') d\theta'}.$$

We recover the original posterior (1) when $dG(x)$ is replaced by the empirical version $d\hat{G}_n = (1/n) \sum_{i=1}^n \delta_{X_i}$ with point measures δ_{X_i} on observations $X^n = (X_1, X_2, \dots, X_n)$.

An advantage of the definition (27) is that the MAP estimate defined by the posterior (27) satisfies the population version of the corresponding estimating equation; see equation (71) in appendix B and the estimating equation assumed in the theory of influence functions of M-estimators (Konishi and Kitagawa (1996)).

If we denote a covariance with respect to the population version of the posterior (27) as $\text{Cov}_{\text{pos}}^0[\cdot, \cdot]$, we can define a population version of W-kernel of the sample size n as

$$K_W^0(y, y') = n \text{Cov}_{\text{pos}}^0[\ell(y; \theta), \ell(y'; \theta)] = n \text{Cov}_{\text{pos}}^0[\log p(y; \theta), \log p(y'; \theta)].$$

Kernel PCA. We can now develop a kernel PCA (Schoelkopf and Smola (2001); Shawe-Taylor and Cristianini (2004)) using W-kernel.

One method of introducing the kernel PCA is the maximization of the projection of a unit vector; here the “projection” and “unit vector” should be defined by the inner product of the RKHS. In our case, it reduces to the maximization of

$$(28) \quad n^2 \mathcal{F}(\varphi) = \sum_{i=1}^n (\varphi(\theta), \Phi_\theta(X_i))_{\mathcal{H}}^2 = n^2 \sum_{i=1}^n (\text{Cov}_{\text{pos}}[\varphi(\theta), \ell(X_i; \theta)])^2$$

with respect to

$$(\varphi(\theta), \varphi(\theta))_{\mathcal{H}} = n \text{Var}_{\text{pos}}[\varphi(\theta)] = 1.$$

\mathcal{F} defined by (28) is the frequencist variance of $\mathbf{E}_{\text{pos}}[\varphi(\theta)]$ in light of the formula (9). Thus, our procedure is also interpreted as finding a projection that maximize the frequencist variance of the posterior mean.

If we introduce a Lagrange multiplier μ_φ , it further reduces to the maximization of

$$(29) \quad \tilde{\mathcal{F}}(\varphi) = \sum_{i=1}^n (\text{Cov}_{\text{pos}}[\varphi(\theta), \ell(X_i; \theta)])^2 - \mu_\varphi \text{Var}_{\text{pos}}[\varphi(\theta)].$$

Here, we use a technique commonly used in kernel methods: according to the definition of the RKHS, we can expand $\varphi(\theta)$ as

$$(30) \quad \varphi(\theta) = \sum_{i=1}^n v_i \ell(X_i; \theta)$$

with unknown coefficients $(v_i), i = 1, \dots, n$. Substituting (30) in (29), it reduces to an eigenvalue problem of the matrix $W = (W_{ij})$ as

$$\sum_{j=1}^n W_{ij} v_j = \sum_{j=1}^n \text{Cov}_{\text{pos}}[\ell(X_i; \theta), \ell(X_j; \theta)] v_j = \mu_\varphi v_i,$$

which coincides with an eigenvalue problem that defines an essential subspace. A similar argument is also applied to the population version of the kernel $K_W^0(X_i, X_j) = \text{Cov}_{\text{pos}}^0[\ell(X_i; \theta), \ell(X_j; \theta)]$.

4.2. Relation to the Fisher kernel and neural tangent kernel. Jaakkola and Haussler (1998) introduced a family of kernels induced from the likelihood functions, which they termed as the *Fisher kernel* (Schoelkopf and Smola (2001); Shawe-Taylor and Cristianini (2004); Zhang et al. (2022)). Kernels based on the likelihood functions are sometimes called as *natural kernels* (Schoelkopf and Smola (2001)), which include the *neural tangent kernel* (Jacot et al. (2018)) recently introduced for the analysis of neural networks.

The Fisher kernel is considered as a precursor of W-kernel, in that both kernels are based on likelihood functions, but there is a more direct connection: as we will show in the following, the Fisher kernel is considered as an approximation of W-kernel when the model behind the kernel is regular and the effect of the prior can be ignored.

Let us derive this relation. As a preparation, we review a few well-used definitions and results in asymptotic theory. We first define information matrices $\hat{\mathcal{J}}$ and \mathcal{J} , the components of which are given by

$$(31) \quad \hat{\mathcal{J}}_{\alpha\beta} = -\frac{1}{n} \sum_{i=1}^n \frac{\partial^2}{\partial \theta_\alpha \partial \theta_\beta} \ell(X_i; \theta) \Big|_{\theta=\hat{\theta}}, \quad \mathcal{J}_{\alpha\beta} = -\mathbf{E}_X \left[\frac{\partial^2}{\partial \theta_\alpha \partial \theta_\beta} \ell(X; \theta) \Big|_{\theta=\theta_0} \right],$$

where $\hat{\theta} = (\hat{\theta}_\alpha)$ is the MLE from the data, and $\theta_0 = (\theta_\alpha^0)$ is a projection of the population onto the model (a quasi true-value), respectively. $\hat{\mathcal{J}}_{\alpha\beta}$ and $\mathcal{J}_{\alpha\beta}$ are considered as an empirical and population version of the same quantity, respectively. If we denote an expectation with respect to the population version of the posterior (27) as $\mathbf{E}_{\text{pos}}^0[\cdot]$, the basic relations

$$(32) \quad \begin{aligned} \mathbf{E}_{\text{pos}}[(\theta_\alpha - \hat{\theta}_\alpha)(\theta_\beta - \hat{\theta}_\beta)] &= \frac{(\hat{\mathcal{J}}^{-1})_{\alpha\beta}}{n} + o_p(1/n), \\ \mathbf{E}_{\text{pos}}^0[(\theta_\alpha - \theta_\alpha^0)(\theta_\beta - \theta_\beta^0)] &= \frac{(\mathcal{J}^{-1})_{\alpha\beta}}{n} + o_p(1/n) \end{aligned}$$

hold, in the case that we can ignore the effect of the prior and identify the MAP estimate with the MLE $\hat{\theta}$. We also define another pair of information matrices $\hat{\mathcal{I}}$ and \mathcal{I} as

$$(33) \quad \hat{\mathcal{I}}_{\alpha\beta} = \frac{1}{n} \sum_{i=1}^n \left\{ \frac{\partial}{\partial \theta_\alpha} \ell(X_i; \theta) \Big|_{\theta=\hat{\theta}} \frac{\partial}{\partial \theta_\beta} \ell(X_i; \theta) \Big|_{\theta=\hat{\theta}} \right\}, \quad \mathcal{I}_{\alpha\beta} = \mathbf{E}_X \left[\frac{\partial}{\partial \theta_\alpha} \ell(X; \theta) \Big|_{\theta=\theta_0} \frac{\partial}{\partial \theta_\beta} \ell(X; \theta) \Big|_{\theta=\theta_0} \right].$$

They are an empirical and population version of the same quantity, respectively. The symbol I is usually preferred but we use \mathcal{I} to circumvent the confusion with the unit matrix. A classical result is that $\mathcal{I} = \mathcal{J}$ holds when the population G is represented by $p(x | \theta_0)$. Furthermore, asymptotically $\hat{\mathcal{I}} \simeq \hat{\mathcal{J}}$ under the same condition.

With this preparation, we turn to the derivation. We assume that the model behind the kernel is regular and the number of parameters is finite and independent of n , and the effect of the prior can be ignored. Then, using (32), W-kernel is approximated as

$$\begin{aligned} K_W(y, y') &= n \text{Cov}_{\text{pos}}[\ell(y; \theta), \ell(y'; \theta)] \\ &= n \sum_{\alpha, \beta=1}^k \left\{ \frac{\partial}{\partial \theta_\alpha} \ell(y; \theta) \Big|_{\theta=\hat{\theta}} \frac{\partial}{\partial \theta_\beta} \ell(y'; \theta) \Big|_{\theta=\hat{\theta}} \mathbf{E}_{\text{pos}}[(\theta_\alpha - \hat{\theta}_\alpha)(\theta_\beta - \hat{\theta}_\beta)] \right\} + o_p(1) \\ &= \sum_{\alpha, \beta=1}^k \left\{ \frac{\partial}{\partial \theta_\alpha} \ell(y; \theta) \Big|_{\theta=\hat{\theta}} \frac{\partial}{\partial \theta_\beta} \ell(y'; \theta) \Big|_{\theta=\hat{\theta}} (\hat{\mathcal{J}}^{-1})_{\alpha\beta} \right\} + o_p(1), \end{aligned}$$

where k is the number of the parameters. A similar calculation applied to the population version gives

$$\begin{aligned} K_W^0(y, y') &= n \text{Cov}_{\text{pos}}^0[\ell(y; \theta), \ell(y'; \theta)] \\ &= \sum_{\alpha, \beta=1}^k \left\{ \frac{\partial}{\partial \theta_\alpha} \ell(y; \theta) \Big|_{\theta=\theta_0} \frac{\partial}{\partial \theta_\beta} \ell(y'; \theta) \Big|_{\theta=\theta_0} (\mathcal{J}^{-1})_{\alpha\beta} \right\} + o_p(1). \end{aligned}$$

We then define empirical and population versions of the approximate kernel as

$$(34) \quad K_{MF}(y, y') = \sum_{\alpha, \beta=1}^k \left\{ \frac{\partial}{\partial \theta_\alpha} \ell(y; \theta) \Big|_{\theta=\hat{\theta}} \frac{\partial}{\partial \theta_\beta} \ell(y'; \theta) \Big|_{\theta=\hat{\theta}} (\hat{\mathcal{J}}^{-1})_{\alpha\beta} \right\},$$

$$(35) \quad K_{MF}^0(y, y') = \sum_{\alpha, \beta=1}^k \left\{ \frac{\partial}{\partial \theta_\alpha} \ell(y; \theta) \Big|_{\theta=\theta_0} \frac{\partial}{\partial \theta_\beta} \ell(y'; \theta) \Big|_{\theta=\theta_0} (\mathcal{J}^{-1})_{\alpha\beta} \right\},$$

which approximate $K_W(y, y')$ and $K_W^0(y, y')$, respectively.

They are almost identical to the Fisher kernel introduced in Jaakkola and Haussler (1998), empirical and population versions of which are given as

$$(36) \quad K_F(y, y') = \sum_{\alpha, \beta=1}^k \left\{ \frac{\partial}{\partial \theta_\alpha} \ell(y; \theta) \Big|_{\theta=\hat{\theta}} \frac{\partial}{\partial \theta_\beta} \ell(y'; \theta) \Big|_{\theta=\hat{\theta}} (\hat{\mathcal{I}}^{-1})_{\alpha\beta} \right\},$$

$$(37) \quad K_F^0(y, y') = \sum_{\alpha, \beta=1}^k \left\{ \frac{\partial}{\partial \theta_\alpha} \ell(y; \theta) \Big|_{\theta=\theta_0} \frac{\partial}{\partial \theta_\beta} \ell(y'; \theta) \Big|_{\theta=\theta_0} (\mathcal{I}^{-1})_{\alpha\beta} \right\}.$$

The only difference between them is that $\hat{\mathcal{I}}$ and \mathcal{I} in (36) and (37) are replaced by $\hat{\mathcal{J}}$ and \mathcal{J} in (34) and (35).

In literature, the kernels (34) and (35) are also referred to as the Fisher kernel, but we refer to them as the *modified Fisher kernel*, because there is considerable difference between (34), (35), and (36), (37) when the model is misspecified. When the population G can be represented by $p(x | \theta_0)$, \mathcal{I} equals to \mathcal{J} . In this case, (35) coincides with (37). In the same manner, (34) and (36) are asymptotically identical under the same condition. The modified Fisher kernel, as well as the Fisher kernel, has finite-dimensional feature space, which we explicitly presents in the next subsection.

Remark 6. *These kernels are also closely related to the neural tangent kernel defined in Jacot et al. (2018). In its empirical form, it is given as*

$$K_{NTK}(y, y') = \sum_{\alpha, \beta=1}^k \left\{ \frac{\partial}{\partial \theta_\alpha} \ell(y; \theta) \Big|_{\theta=\hat{\theta}} \frac{\partial}{\partial \theta_\beta} \ell(y'; \theta) \Big|_{\theta=\hat{\theta}} \right\},$$

which contains neither $\hat{\mathcal{J}}$ nor $\hat{\mathcal{I}}$. This kernel is also called the *plain kernel* in Schoelkopf and Smola (2001), wherein a generic form of the natural kernels parameterized by a matrix M is discussed; $M = \hat{\mathcal{I}}$ or \mathcal{I} in the Fisher kernel, $M = \hat{\mathcal{J}}$ or \mathcal{J} in the modified Fisher kernel, and M equals an identity matrix in the plain kernel.

W-kernel and the modified Fisher kernel have different origins and applications; our start point is computational problems in Bayesian statistics, e.g., an efficient computation of the local case sensitivity and approximate bootstrap with a single run of the MCMC, while the Fisher kernel arises from approximating generative models in pattern recognition.

It is, however, instructive to list the advantage of both kernels. The modified Fisher kernel has a finite-dimensional feature space and is easy to treat using analytical calculations. In contrast, W-kernel has favorable properties from (i) to (iv):

- (i) W-kernel is automatically computed from the posterior samples without the need for model-by-model analytical calculation by hand.
- (ii) It includes the effect of the informative prior through the definition of the posterior covariance, which is automatically dealt with in an MCMC computation; we discuss this further in Sec. 4.4 and in appendix B. This is particularly useful for treating structured models.
- (iii) The framework based on W-kernel can be a hub to connect seemingly different fields of the research, such as local case sensitivity, WAIC, and the Fisher kernel. We also discuss a novel type of Bayesian-frequentist duality in Sec. 4.5, which is only uncovered in the representation using the posterior covariance.
- (iv) W-kernel can be defined for singular models, while other natural kernels are limited to regular models because they rely on the score functions.

In general, a kernel approach should be designed to treat models in the data space, not in the feature-parameter space; the Fisher kernel and its generalizations, however, still invoke derivatives and a summation

in the parameter space. W-kernel minimizes the role of parameters both in definition and computation owing to the Bayesian framework, where the parameters are only used to calculate the posterior covariance.

4.3. Relation to the matrix $\hat{\mathcal{J}}^{-1/2}\hat{\mathcal{I}}\hat{\mathcal{J}}^{-1/2}$ via duality. This section, as well as Sec.4.5, devoted to the duality in the Kernel PCA with W-kernel. There are two approaches for treating this. Here, it is explained in a way that uses the modified Fisher kernel K_{MF} as a stepping stone. We postpone to Sec.4.5 another method based on the direct use of posterior samples to construct feature vectors, because it is better represented with the modified kernel \tilde{K}_W introduced in Sec.4.4.

Let us consider the diagonal sum of W-kernel divided by the sample size n ; it is given by

$$\frac{1}{n} \sum_{i=1}^n K_W(X_i, X_i) = \text{tr}[W] = \sum_{i=1}^n \text{Cov}_{\text{pos}}[\ell(X_i; \theta), \ell(X_i; \theta)] = \sum_{i=1}^n \text{Var}_{\text{pos}}[\ell(X_i; \theta)],$$

which coincides with the bias correction term of WAIC (Watanabe (2010, 2018)). For comparison, the diagonal sum of the modified Fisher kernel divided by the sample size n is computed as

$$\begin{aligned} \frac{1}{n} \sum_{i=1}^n K_{MF}(X_i, X_i) &= \frac{1}{n} \sum_{\alpha, \beta=1}^k \sum_{i=1}^n \left\{ \frac{\partial}{\partial \theta_\alpha} \ell(X_i; \theta) \Big|_{\theta=\hat{\theta}} \frac{\partial}{\partial \theta_\beta} \ell(X_i; \theta) \Big|_{\theta=\hat{\theta}} \right\} (\hat{\mathcal{J}}^{-1})_{\alpha\beta} \\ &= \text{tr} [\hat{\mathcal{I}}\hat{\mathcal{J}}^{-1}] = \text{tr} [\hat{\mathcal{J}}^{-1/2}\hat{\mathcal{I}}\hat{\mathcal{J}}^{-1/2}], \end{aligned}$$

which coincides with the bias correction term of the TIC (Takeuchi's information criterion; Takeuchi (1976); Konishi and Kitagawa (2008)). Thus, we reproduce a known result that the bias correction terms of WAIC and TIC are asymptotically equivalent in regular models when the effect of the prior can be neglected (Watanabe (2018)).

As suggested by this analysis, a symmetric matrix $\hat{\mathcal{J}}^{-1/2}\hat{\mathcal{I}}\hat{\mathcal{J}}^{-1/2}$ has a close relation to the matrix W . In fact, non-zero eigenvalues of both matrices approximately identical with the multiplicity for a regular model with a noninformative prior. To express the relation precisely, we denote the eigenvalues of $\hat{\mathcal{J}}^{-1/2}\hat{\mathcal{I}}\hat{\mathcal{J}}^{-1/2}$ as $\lambda_1^I \geq \lambda_2^I \geq \dots \geq \lambda_k^I$, and the eigenvalues of W as $\lambda_1^W \geq \lambda_2^W \geq \dots \geq \lambda_n^W$, where k is the number of parameters and n is the number of observations. Assuming $n \gg k$, the relation between them is given as follows:

$$(38) \quad \lambda_j^W \simeq \lambda_j^I \text{ for } j \leq k, \quad \lambda_j^W \simeq 0 \text{ for } k < j.$$

This relation explains why the number of virtually non-zero eigenvalues approximately equals k when $n \rightarrow \infty$, as in the first and second examples in Sec.3.4.

An explanation of (38) is that the eigenvalue problems of $K_{MF}(X_i, X_j)$ and $\hat{\mathcal{J}}^{-1/2}\hat{\mathcal{I}}\hat{\mathcal{J}}^{-1/2}$ are dual in terms of the PCA. This is already discussed in Schoelkopf and Smola (2001), Sec.13.4 and Oliver et al. (2000) for a generic form of the natural kernels, without concerning W-kernel. For convenience, however, we have provided an outline of the derivation here.

First, we explicitly provide a finite dimensional feature vector that corresponds to the modified Fisher kernels (34). When we define the principal square roots $\hat{\mathcal{J}}^{-1/2}$ of the matrices $\hat{\mathcal{J}}^{-1}$ as positive-semidefinite matrices that satisfy

$$\hat{\mathcal{J}}_{\alpha\beta}^{-1} = \sum_{\gamma=1}^k \hat{\mathcal{J}}_{\alpha\gamma}^{-1/2} \hat{\mathcal{J}}_{\gamma\beta}^{-1/2},$$

and define

$$(39) \quad \Phi^{MF}(\gamma, y) = \sum_{\alpha=1}^k (\hat{\mathcal{J}}^{-1/2})_{\gamma\alpha} \frac{\partial}{\partial \theta_\alpha} \ell(y; \theta) \Big|_{\theta=\hat{\theta}},$$

the following relation hold:

$$\begin{aligned}
(40) \quad \frac{1}{n} K_{MF}(X_i, X_j) &= \frac{1}{n} \sum_{\gamma=1}^k \left\{ \sum_{\alpha=1}^k (\hat{\mathcal{J}}^{-1/2})_{\gamma\alpha} \frac{\partial}{\partial \theta_\alpha} \ell(X_i; \theta) \Big|_{\theta=\hat{\theta}} \right\} \left\{ \sum_{\beta=1}^k (\hat{\mathcal{J}}^{-1/2})_{\gamma\beta} \frac{\partial}{\partial \theta_\beta} \ell(X_j; \theta) \Big|_{\theta=\hat{\theta}} \right\} \\
&= \frac{1}{n} \sum_{\gamma=1}^k \Phi^{MF}(\gamma, X_i) \Phi^{MF}(\gamma, X_j).
\end{aligned}$$

This shows that (39) provides a feature vector corresponding to the empirical version of the modified Fisher kernel K_{MF} . Next, a computation in appendix A.3 derive that the feature vector $\Phi^{MF}(\gamma, X_j)$ satisfies the relation

$$(41) \quad \left(\hat{\mathcal{J}}^{-1/2} \hat{\mathcal{L}} \hat{\mathcal{J}}^{-1/2} \right)_{\gamma\delta} = \frac{1}{n} \sum_{i=1}^n \Phi^{MF}(\gamma, X_i) \Phi^{MF}(\delta, X_i).$$

Now that we have a dual pair of the relations (40) and (41). Since both of (40) and (41) have a form of the Euclidean inner product, an argument standard for the duality in the PCA gives the relation

$$(42) \quad \lambda_j^{MF} = \lambda_j^I \text{ for } j \leq k, \quad \lambda_j^{MF} = 0 \text{ for } k < j,$$

when we denote the eigenvalues of $\frac{1}{n} K_{MF}(X_i, X_j)$ as λ_i^{MF} , which are ordered as $\lambda_1^{MF} \geq \lambda_2^{MF} \geq \dots \geq \lambda_k^{MF}$.

Thus far, we consider the modified Fisher kernel. Let us turn to the issues of W-kernel. The matrix W equals $\frac{1}{n} K_W(X_i, X_j)$. Thus, if the kernel K_W is well approximated by the kernel K_{MF} , the relation (42) for $\frac{1}{n} K_{MF}(X_i, X_j)$ implies the relation (38) for the W matrix, which completes our derivation. It also provides an explanation for the apparent instability of the eigenvectors that span an essential subspace; this reflects a common property of the dual PCA in the data space when $n \gg k$.

We stress that the relation between the W-kernel and the matrix $\hat{\mathcal{J}}^{-1/2} \hat{\mathcal{L}} \hat{\mathcal{J}}^{-1/2}$ discussed here is limited to a parametric model with noninformative priors. We may generalize the expression $\hat{\mathcal{J}}^{-1/2} \hat{\mathcal{L}} \hat{\mathcal{J}}^{-1/2}$ to deal with informative priors and structured models, but the complexity of formulae increases and model-by-model analytical calculation becomes more demanding. In contrast, W-kernel provides a unified formula for dealing with these cases, which can be automatically computed from posterior samples.

Remark 7. *If the model can represent the source population, the matrix $\hat{\mathcal{J}}^{-1/2} \hat{\mathcal{L}} \hat{\mathcal{J}}^{-1/2}$ is asymptotically converges to a unit matrix. This corresponds to the classical setting of information geometry, where $\Phi^{MF}(\gamma, X)$, $\gamma = 1, \dots, k$, provide a normalized base in the tangent space (Schoelkopf and Smola (2001), Sec.13.4 and Oliver et al. (2000)). In this case, nonzero eigenvalues of the matrix W also approach unity and the corresponding eigenvectors provide a base that span the essential subspace; this may suggest a view of the essential subspace as a data space representation of the tangent space in the information geometry.*

4.4. Centering and informative priors.

Centering and double centering. Thus far, we have ignored the difference between the original form (8) and the simplified form (9) of the frequencist covariance formulae. This difference is realized by replacing the posterior covariance Cov_{pos} to a “centered” form $\text{Cov}_{\text{pos}}^*$ defined by

$$(43) \quad \text{Cov}_{\text{pos}}^*[A(\theta), \ell(X_i; \theta)] = \text{Cov}_{\text{pos}}[A(\theta), \ell(X_i; \theta)] - \frac{1}{n} \sum_{j=1}^n \text{Cov}_{\text{pos}}[A(\theta), \ell(X_j; \theta)],$$

where $A(\theta)$ is an arbitrary statistics; (43) has already appeared as (7), but has been presented here for convenience.

The kernel PCA often employs the “double-centered” version \tilde{K} of the kernel K , which is defined as

$$\tilde{K}(X_i, X_j) = K(X_i, X_j) - \frac{1}{n} \sum_{m=1}^n K(X_i, X_m) - \frac{1}{n} \sum_{l=1}^n K(X_l, X_j) + \frac{1}{n^2} \sum_{l,m=1}^n K(X_l, X_m).$$

In the case of W-kernel, the double-centered version is expressed as

$$(44) \quad \tilde{K}_W(X_i, X_j) = n \text{Cov}_{\text{pos}} \left[\ell(X_i; \theta) - \frac{1}{n} \sum_{m=1}^n \ell(X_m; \theta), \ell(X_j; \theta) - \frac{1}{n} \sum_{l=1}^n \ell(X_l; \theta) \right]$$

This indicates that the use of the “centered” form $\text{Cov}_{\text{pos}}^*$ instead of Cov_{pos} is equivalent to the double centering of W-kernel in our kernel framework.

Rationale for centering. A natural method of understanding the meaning of centering in the definition (43) is in the context of influence functions. When we define the first-order influence functions $T^{(1)}(x, G)$, we usually assume $\mathbf{E}_X[T^{(1)}(x, G)] = 0$, where \mathbf{E}_X denotes an average over the population G . This condition allows simplifications of related formulae, such as from $\text{Var}_X[T^{(1)}(x, G)]$ to $\int \{T^{(1)}(x, G)\}^2 dG(x)$ for frequentist variance. The origin of the relation $\mathbf{E}_X[T^{(1)}(x, G)] = 0$ may be traced back to the fact that influence functions are defined for the changes in a probability distribution G that satisfy $\int dG(x) = 1$; this corresponds to the condition $\sum_{i=1}^n w_i = 1$ in the definition of the weighted posterior (2).

However, the centering in (43) is unnecessary in some cases. For example, when we are interested in a sensitivity analysis, as in Sec. 3.1 and Sec. 3.2, it may be inadequate to assume the constraints $\sum_{i=1}^n w_i = 1$. In these cases, there is no reason for the centering (43). In the approximate bootstrap discussed in Sec. 5.2, the condition $\sum_{i=1}^n w_i = 1$ is explicitly satisfied; in this case, neither the centering nor double centering affect the result.

In practice, it is important to note that centering is only effective in the case of considerably strong priors (see numerical experiments in appendix B.1). We discuss how and why this is the case in the rest of this subsection, which also elucidates the effect of informative priors in the Bayesian IJK.

$O(1)$ priors. First, we consider the case that the prior is independent of the sample size n . Hereafter we refer to this setting as $O(1)$ priors. In this case, the effect of the centering is asymptotically negligible for a large n , that is,

$$(45) \quad \frac{1}{n} \sum_{i=1}^n \text{Cov}_{\text{pos}}[A(\theta), \ell(X_i; \theta)] = \text{Cov}_{\text{pos}} \left[A(\theta), \frac{1}{n} \sum_{i=1}^n \ell(X_i; \theta) \right] = o_p(1/n)$$

holds in (43), while the first term in (43) is $O_p(1/n)$. An intuitive argument to justify (45) is provided in appendix A.4; in a nutshell, it is caused by the posterior concentration around the MLE $\hat{\theta}$ that satisfies $\sum_{i=1}^n \ell(X_i; \hat{\theta}) = 0$.

$O(n)$ priors. Under the setting of $O(1)$ prior, the effect of the prior usually vanishes in $n \rightarrow \infty$ for regular models. To quantify the effect of the prior more precisely, a “ $O(n)$ setting” is introduced in the literature (Konishi and Kitagawa (2008); Ninomiya (2021)), where the magnitude of the prior is intensified as $O(n)$ in the $n \rightarrow \infty$ limit; hereafter we refer to it as $O(n)$ priors. To be explicit, we define

$$\log p(\theta) = n\Lambda \log \tilde{p}(\theta) + \log p_0(\theta) + c$$

with densities $\tilde{p}(\theta)$, $p_0(\theta)$, and constants Λ and c . The first term $n\Lambda \log \tilde{p}(\theta)$ is the main term that represents an informative prior. A novelty here is that we introduce a constant Λ to control the strength of the informative prior. $p_0(\theta)$ is a “base prior” included as a formality and is often neglected hereafter. The constant c is used for normalizing $p(\theta)$. We maintain the number of parameters constant when $n \rightarrow \infty$ as in the classical setting of $O(1)$ priors.

Under the assumption of the $O(n)$ prior, we observe the following:

- (a) The original formula (8) with centering provides an asymptotically correct estimate of the frequentist covariance even in the $O(n)$ setting.
- (b) The simplified formula (9) without centering does not provide an asymptotically correct estimate of the frequentist covariance in the $O(n)$ setting; in other words, n times (9) is not a consistent estimator of n times the frequentist covariance.
- (c) However, the difference between (8) and (9) is $O_p(\Lambda^2)$ when we ignore $o_p(1/n)$ terms; it is different from $O_p(\Lambda)$, which we had expected. When Λ is small, it results in a considerably smaller correction compared with cases wherein the difference is $O_p(\Lambda)$.

The property (a) is a natural consequence of the concentration of the posterior measure in the $O(n)$ setting; a generalization of the heuristic argument in Sec.2.1 of Giordano and Broderick (2023) to $O(n)$ priors is provided in appendix B.2. Derivations of the properties (b) and (c) are presented in appendix B.3.

The properties (a) and (b) are widely applied in applications of the Bayesian IJK that are based on (43). However, the third property (c) is specific to the application to the frequentist covariance and not directly explained in the relations (43). A similar property also holds for the bias correction term of WAIC (appendix B.4), but it may not hold in the case of other outcomes of the Bayesian IJK.

These properties provide a qualitative support to the intuition that the Bayesian IJK includes the effect of the prior, although it is informed on the prior only through the definition of the posterior mean. The centering in (43) improves the results for an informative prior, but it captures a considerable amount of the prior information even without centering, as the difference between (8) and (9) is $O_p(\Lambda^2)$.

Alternative form of frequentist covariance formula. Finally, we remark that (43) is asymptotically equivalent to the following expression under the setting of $O(n)$ priors:

$$(46) \quad \text{Cov}_{\text{pos}}^{**}[A(\theta), \ell(X_i; \theta)] = \text{Cov}_{\text{pos}} \left[A(\theta), \ell(X_i; \theta) + \frac{1}{n} \log p(\theta) \right],$$

which results in another estimator of the frequentist covariance:

$$(47) \quad \hat{\Sigma}_{AB}^{**} = \sum_{i=1}^n \text{Cov}_{\text{pos}} \left[A(\theta), \ell(X_i; \theta) + \frac{1}{n} \log p(\theta) \right] \text{Cov}_{\text{pos}} \left[B(\theta), \ell(X_i; \theta) + \frac{1}{n} \log p(\theta) \right].$$

The definition (46) has a form wherein $1/n$ of the log-prior is added to the log-likelihood of each observation, which appears to be an intuitively reasonable modification for informative priors.

To derive the asymptotic equivalence, we begin from a relation that holds for $O(n)$ priors:

$$(48) \quad \text{Cov}_{\text{pos}} \left[A(\theta), \sum_{i=1}^n \left\{ \ell(X_i; \theta) + \frac{1}{n} \log p(\theta) \right\} \right] = o_p(1).$$

As shown in appendix A.4, the relation (48) is a generalization of (45) to the case with $O(n)$ priors; the relation (45) does not hold under the setting of $O(n)$ priors.

Using (48), we obtain

$$-\frac{1}{n} \sum_{i=1}^n \text{Cov}_{\text{pos}} [A(\theta), \ell(X_i; \theta)] = \text{Cov}_{\text{pos}} \left[A(\theta), \frac{1}{n} \log p(\theta) \right] + o_p(1/n),$$

which results in an asymptotic equivalence between (7) and (46).

Remark 8. The modification (46) is already discussed in Iba and Yano (2022) under the context of information criteria. In general, the effect of $O(n)$ priors in the model selection is studied in Konishi and Kitagawa (1996), Vehtari et al. (2017), and Ninomiya (2021). We discuss this issue in greater detail in Sec. B.4.

	Posterior sample representation	Parametric representation
Data space	$K_W, \widetilde{K}_W, W, \widetilde{W}$	K_{MF}
Feature space	?	$\hat{\mathcal{J}}^{-1/2} \hat{\mathcal{L}} \hat{\mathcal{J}}^{-1/2}$

TABLE 1. Relations between kernels and matrices defined in the text. The blank indicated by “?” is filled by the introduction of the matrix Z .

4.5. Bayesian-frequencist duality. In Sec.4.3, we consider the duality in the kernel PCA with W-kernel in terms of the modified Fisher kernel K_{MF} . Here, we explore the duality by the use of a more direct and sample-based approach: the matrix Z defined here fills in the blank of the table 1. This approach also manifests an unexpected Bayesian-frequencist duality in the definitions of the inner products, which we explain below.

To obtain a finite-dimensional feature space based on posterior samples, let us explicitly represent the posterior samples as $\theta^M = (\theta^{(1)}, \dots, \theta^{(M)})$, where M is the number of samples; they are usually obtained from a MCMC run. Then, for arbitrary statistics $A(\theta)$ and $B(\theta)$, a finite-posterior-sample version of the posterior mean and covariance are define as

$$\mathbf{E}_{\text{pos}}^{\theta^M}[A(\theta)] = \frac{1}{M} \sum_{r=1}^M A(\theta^{(r)}),$$

$$\text{Cov}_{\text{pos}}^{\theta^M}[A(\theta), B(\theta)] = \frac{1}{M} \sum_{r=1}^M \left\{ \left(A(\theta^{(r)}) - \mathbf{E}_{\text{pos}}^{\theta^M}[A(\theta)] \right) \left(B(\theta^{(r)}) - \mathbf{E}_{\text{pos}}^{\theta^M}[B(\theta)] \right) \right\}.$$

In addition, the empirical mean and covariance defined by the sample $X^n = (X_1, \dots, X_n)$ are expressed as

$$\mathbf{E}_{X^n}[C(X)] = \frac{1}{n} \sum_{i=1}^n C(X_i),$$

$$\text{Cov}_{X^n}[C(X), D(X)] = \frac{1}{n} \sum_{i=1}^n \{ (C(X_i) - \mathbf{E}_{X^n}[C(X)]) (D(X_i) - \mathbf{E}_{X^n}[D(X)]) \},$$

where $C(X)$ and $D(X)$ are arbitrary statistics of an observation X . \mathbf{E}_{X^n} and Cov_{X^n} are introduced for the ease of visualizing the duality to $\mathbf{E}_{\text{pos}}^{\theta^M}$ and $\text{Cov}_{\text{pos}}^{\theta^M}$ and used only here and in the appendix.

Using these notations, the matrix Z is introduced as

$$(49) \quad Z_{rs} = \text{Cov}_{X^n} \left[\ell(X; \theta^{(r)}) - \frac{1}{M} \sum_{u=1}^M \ell(X; \theta^{(u)}), \ell(X; \theta^{(s)}) - \frac{1}{M} \sum_{u=1}^M \ell(X; \theta^{(u)}) \right],$$

The term $-\frac{1}{M} \sum_{u=1}^M \ell(X; \theta^{(u)})$ in this definition cannot be ignored even under the setting of noninformative priors (see appendix A.6). An empirical and finite-posterior-sample version of the double-centered W matrix is also defined as

$$(50) \quad \widetilde{W}_{ij} = \text{Cov}_{\text{pos}}^{\theta^M} \left[\ell(X_i; \theta) - \frac{1}{n} \sum_{l=1}^n \ell(X_l; \theta), \ell(X_j; \theta) - \frac{1}{n} \sum_{l=1}^n \ell(X_l; \theta) \right],$$

n times of which converges to the \widetilde{K}_W in (44) in the limit $M \rightarrow \infty$.

If we define the matrix \mathcal{A} as

$$\mathcal{A}_{ir} = \ell(X_i; \theta^{(r)}) - \mathbf{E}_{\text{pos}}^{\theta^M}[\ell(X_i; \theta)] - \mathbf{E}_{X^n}[\ell(X; \theta^{(r)})] + \mathbf{E}_{X^n}[\mathbf{E}_{\text{pos}}^{\theta^M}[\ell(X; \theta)]],$$

a direct computation presented in appendix A.5 results in the relations

$$\widetilde{W} = \frac{1}{M} \mathcal{A} \mathcal{A}^T, \quad Z = \frac{1}{n} \mathcal{A}^T \mathcal{A},$$

where T express the transpose of a matrix. These relations indicate that the matrix Z provides a dual of \widetilde{W} in the sense of the PCA. Using the result standard in the ordinary PCA, it is demonstrated that $\frac{1}{n} \widetilde{W}$ and $\frac{1}{M} Z$ shares nonzero eigenvalues and there are a correspondence between their eigenvectors.

Practically, the matrix Z is useful for the reduction of the computational time, when the number M of the posterior samples is smaller than the sample size n . This appears to be a rather uncommon situation, but may be realized, for example, in the case of treating the missing values by the multiple imputation, where the number M of iteration is often limited.

However, a most interesting aspect of the equations (50) and (49) is the duality of posterior covariance $\text{Cov}_{\text{pos}}^{\theta^M}$ and frequencist covariance Cov_{X^n} in the expression: the inner product in the data space is represented by the posterior covariance $\text{Cov}_{\text{pos}}^{\theta^M}$, which is a genuine Bayesian quantity, while the inner product in the feature space is represented by the frequencist covariance Cov_{X^n} , which is defined using a repeated sampling from the population. It appears to be a distinct property of the proposed framework to reveal such a relation, because the inner product in the data space is formulated in this style only with W-kernel.

It should be noted that the matrix Z can be used as a stepping stone for deriving the asymptotic relation between the matrices \widetilde{W} (equivalently, K_W and W under the setting of $O(1)$ priors) and $\hat{\mathcal{J}}^{-1/2} \hat{\mathcal{I}} \hat{\mathcal{J}}^{-1/2}$. We derive the relation in Sec. 4.3 using the route that $K_W \rightarrow K_{MF} \rightarrow \hat{\mathcal{J}}^{-1/2} \hat{\mathcal{I}} \hat{\mathcal{J}}^{-1/2}$ (the solid arrow in the diagram below).

$$\begin{array}{ccc} K_W, \widetilde{K}_W, W, \widetilde{W} & \longrightarrow & K_{MF} \\ \downarrow \text{dotted} & & \downarrow \\ Z & \xrightarrow{\text{dotted}} & \hat{\mathcal{J}}^{-1/2} \hat{\mathcal{I}} \hat{\mathcal{J}}^{-1/2} \end{array}$$

There is, however, another route $\widetilde{W} \rightarrow Z \rightarrow \hat{\mathcal{J}}^{-1/2} \hat{\mathcal{I}} \hat{\mathcal{J}}^{-1/2}$ of doing this (the dotted arrow). This derivation is presented in appendix A.6.

5. APPLICATIONS

In this last section, two applications of the proposed framework are presented. These examples make us a revisit to the issues addressed at the beginning of this paper: sensitivity analysis and assessment of the Bayesian estimates by bootstrap replication of the observations. We also discuss the computational aspects in greater detail, which have not been sufficiently examined in the previous sections.

5.1. Selecting a representative set of observations. In this subsection, we introduce the incomplete Cholesky decomposition as a tool for obtaining the essential subspace, which leads to the concept of a representative set of observations.

Incomplete Cholesky decomposition. The incomplete Cholesky decomposition developed in machine learning is an algorithm applied to a positive-semidefinite symmetric matrix; it is often used in kernel methods to treat a large Gram matrix. In our case, it corresponds to the decomposition

$$(51) \quad W = P(LL^T + R)P^T,$$

where L is a lower triangular matrix that satisfies $L_{ij} = 0$ for $j > \widetilde{a}_M$, P is a permutation matrix, and R is a residual.

The incomplete Cholesky decomposition is computed in a sequential manner with a greedy choice of pivot at each step (Shawe-Taylor and Cristianini (2004)); the permutation matrix P is determined by these choices in a post hoc manner. The diagonal sum $\text{tr } R$ is monitored at each step as an index of residuals (residual variance), and when it becomes negligible, we stop the procedure and consider $P(LL^T)P^T$ as an approximation of W that has sufficient precision to represent the essential subspace. The number of non-zero columns \tilde{a}_M of L is determined using this procedure. The required computation is in the order of $O(\tilde{a}_M^2 \times n)$.

Hereafter, we make the following three assumptions to simplify the expressions: (i) The rows and columns of the matrix W are already sorted simultaneously such that P becomes an identity matrix, (ii) The residual R is negligible, (iii) $\tilde{a}_M = a_M$. Regarding the point (iii), \tilde{a}_M is usually larger than a_M if we require the same accuracy, because a_M corresponds to the optimal orthogonal basis, but we apply the same notation to them for simplicity.

On assuming (i) and (ii), the definition (51) is simplified to $W = LL^T$. In Fig. 4, the relation $W = LL^T$ and its dual form $L^T L$ are graphically expressed.




FIGURE 4. Schismatic view of the incomplete Cholesky decomposition. The upper and lower panels present $W = LL^T$ and $L^T L$, respectively. Non-zero components of each matrix belong to the dark regions, while the light regions are filled with zeros. The symbol “ \times ” indicates a matrix product. We assume that the rows and columns of the matrix W are already sorted and neglect the residual (see the main text for details).

With these preparations, let us consider an eigenvalue problem of the matrix $L^T L$ as

$$(52) \quad (L^T L)V_a = \lambda_a^v V_a.$$

Hereafter, we assume that V_a has a unit length and hence $\mathbf{V} = (V_a)$ is an orthogonal matrix. A generic form of $L^T L$ is a $a_M \times a_M$ dense symmetric matrix, which has eigenvalues λ_a^v , $a = 1, \dots, a_M$. The $O(a_M^3)$ computation is sufficient to solve this eigenvalue problem.

On multiplying L on both sides of (52), we obtain

$$L(L^T L)V_a = \lambda_a^v L V_a.$$

Since $LL^T = W$, the above is rewritten as

$$W(LV_a) = \lambda_a^v (LV_a)$$

This shows that λ_a^v , where $a = 1, \dots, a_M$, is equal to the set of non-zero eigenvalues of $W = LL^T$; other eigenvalues of W are (almost) zero. Furthermore, an eigenvector of W corresponding to λ_a^v is given by

LV_a . A unit eigenvector is obtained as

$$(53) \quad \tilde{U}_a = LV_a / \sqrt{\lambda_a^v},$$

because $\tilde{U}_a^T \tilde{U}_a = V_a^T L^T LV_a / \lambda_a^v = 1$.

Representative set of the observations. Until now, we have considered the incomplete Cholesky decomposition as an efficient computational method for solving a large eigenvalue problem. Another usage of the method is to provide a minimum set of the observations that can effectively represent any perturbation to the data. To observe this, let us define

$$(54) \quad \tilde{\eta}_b^\dagger = \sum_{i=1}^n L_{bi}^T \eta_i, \quad b = 1, \dots, a_M.$$

As we assume that the matrix W is already sorted in a manner owing to which the permutation P becomes an identity matrix, the set of indices $b = 1, \dots, a_M$ corresponds to the observations selected by the incomplete Cholesky decomposition.

Let us remark that equations (13) and (21) characterize the utility of the essential subspace. They express that the original perturbations (η_i) are replaced by their projections $(\tilde{\eta}_a)$ to the essential subspace. Using (53) and (54), $\tilde{\eta}_a$ defined in equations (13) and (21) is expressed as

$$(55) \quad \tilde{\eta}_a = \sum_{i=1}^n U_a^i \eta_i = \sum_{i=1}^n \tilde{U}_a^i \eta_i = \frac{1}{\sqrt{\lambda_a}} \sum_{b=1}^{a_M} V_a^b \left(\sum_{i=1}^n L_{bi}^T \eta_i \right) = \frac{1}{\sqrt{\lambda_a}} \sum_{b=1}^{a_M} V_a^b \tilde{\eta}_b^\dagger,$$

where we identify λ_a^v and \tilde{U}_a^i with λ_a and U_a^i . The expression (55) shows that the projections $(\tilde{\eta}_a)$ and thus the original perturbations (η_i) are represented by $(\tilde{\eta}_b^\dagger)$ defined on a predetermined set $b = 1, \dots, a_M$ of observations of the size a_M .

Based on these results, we refer to a set of the observations selected in the incomplete Cholesky decomposition as a *representative set of the observations*. They have only a_M elements, but perturbations to the observations in this set can simulate any perturbation in the effects on the KL-divergence and posterior means through (55) and (13), (21).

We highlight the following features of the representative set of the observations:

- This set of the observations is independent of the values of the perturbations η_i s; it is determined in the process of the incomplete Cholesky decomposition of the matrix W .
- The choice of the members of a representative set of the observations can be sensitive to the observed data and the numerical accuracy in computing the posterior covariance. A different selection, however, corresponds to a different basis that spans a nearly equal subspace and should be almost equally well in this sense.
- In the special case that the original η_i is a random number that obeys $\eta_i \sim N(0, 1)$, $\tilde{\eta}_b^\dagger$, $b = 1, \dots, a_M$ becomes a set of correlated normal numbers, the covariance of which is given by an $a_M \times a_M$ matrix $L^T L$. Hence, instead of generating n independent normal numbers, we can substitute them for a_M correlated normal numbers defined on the representative set of the observations.

Example. Here, we exemplify the incomplete Cholesky decomposition and representative set of the observations using the second example in Sec. 3.4: Bayesian linear regression with a cubic polynomial. The artificial data used in the experiment are the same as those in Sec. 3.4.

In Fig. 5, the first column of the panels shows a comparison of the residual variances by the incomplete Cholesky decomposition (red dot) and by optimal selection of the subspace (black +). Here, the “optimal selection” indicates that we fully diagonalize the W matrix at the start and eigenvectors are then selected sequentially in the order of the eigenvalues and added to the basis set. In this case, the residual variance is $\sum_{\alpha=m+1}^n \lambda_\alpha$ in the m th step, while it is expressed as $\text{tr } R$ in the incomplete Cholesky decomposition

using R of (51) at step m . Here, both are normalized such that the total variance becomes unity, the vertical coordinates of the leftmost points in these panels are hence always unity.

The second and third columns of the panels in Fig. 5 present the set of observations selected by the incomplete Cholesky decomposition and by an independent selection, respectively; the numbers $1, 2, \dots$ above the observation points indicate the order of choice in each algorithm. Here, “independent selection” means that we select the observation i in the order of the diagonal element W_{ii} . From (11), W_{ii} is a measure of the change of the KL-divergence between the original and perturbed posterior, when the weight of the observation i is changed while maintaining the other weights at unity.

The panels in the third (rightmost) column show that nearby data points, such as observations indexed by 1 and 2 can be selected by the independent selection, even when they have very close values of the explanatory variable x . In contrast, the panels in the second (center) column show that there is some “repulsion” among the selected points in the proposed method and a point close to an already selected point is not selected. This tendency is automatically incorporated in the selection by using the incomplete Cholesky decomposition.

The interpretation of the set of observations selected by the incomplete Cholesky decomposition appears to be dependent on the setting of the problem. In the case of Fig. 5, it is essentially a set of outliers.

An interesting possibility is the use of a representative set for the design of future measurements. In this case, we should, however, exclude outliers caused by an accident in advance; it may be possible, for example, in a case that there are multiple observations at each point. Research in this direction is left for future study.

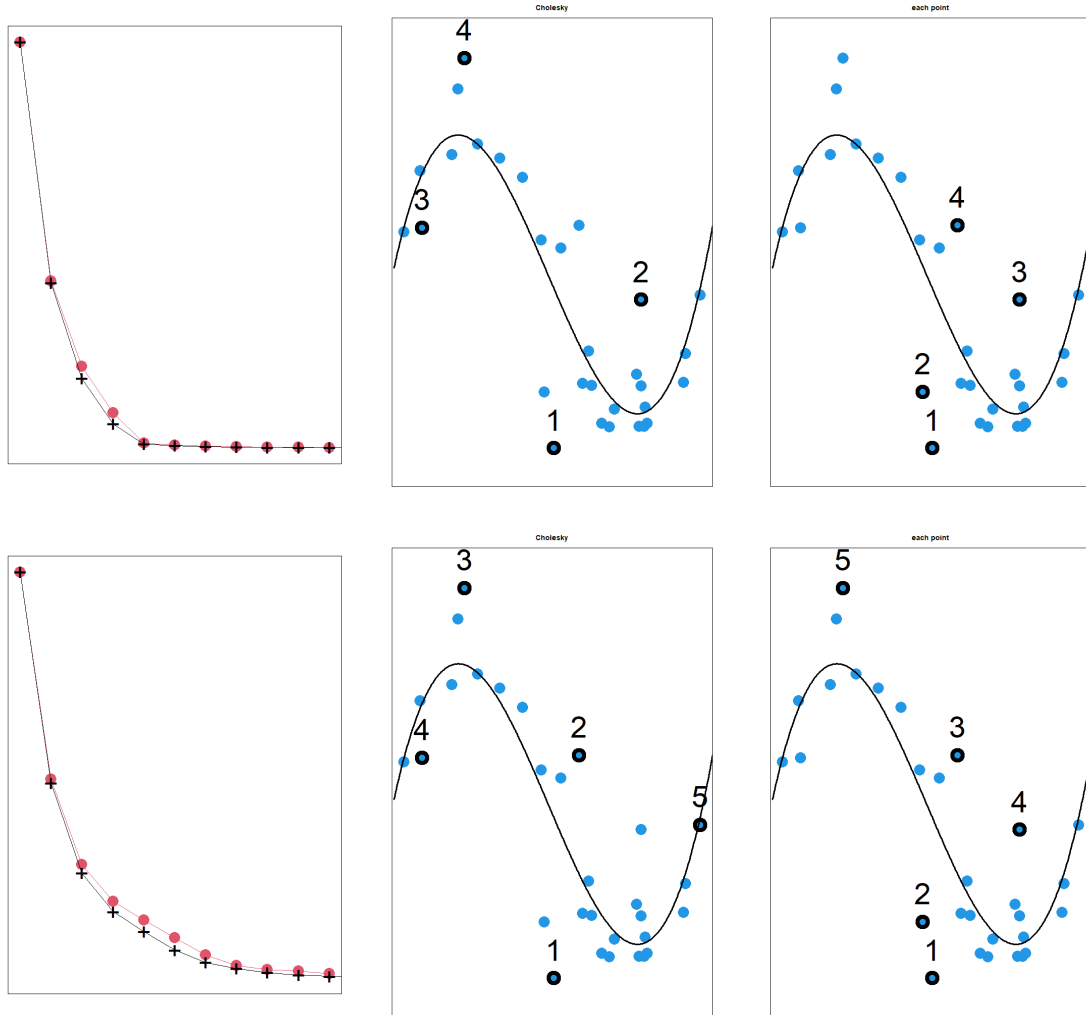


FIGURE 5. Residual variance and representing sets of the observations. The first and second rows of the figure correspond to the case comprising a given variance and the estimated variance, respectively. In the leftmost panel of each row, the residual variances of the incomplete Cholesky decomposition (red dot) and the optimal selection of the subspace (black +) are compared; the horizontal and vertical axes indicate the dimension of the subspace and the residual variance, respectively. In the middle and right panels of each row, the set of selected points are presented: those selected by the incomplete Cholesky decomposition, and the result of an independent selection, respectively. The selected points are encircled and the number above the point indicates the order of the selection in each algorithm; it should be noted that these numbers are not the index i of the observation. The number of the selected points shown in the panel is four and five in the cases of a given variance and the estimated variance, respectively.

5.2. Dimensional reduction in approximate bootstrap. In this subsection, we explore efficient and accurate implementations of approximate bootstrap algorithms for posterior means; a common feature of these algorithms is to circumvent repeated applications of MCMC to each of the resampled data. First, we implement the first- and second-order approximations based on the Bayesian IJK, as well as an importance sampling (IS) approach used by Lee et al. (2017). They are compared in an example, wherein fitting the Weibull distribution is performed. We, then, argue that the essential subspace can be a useful tool to reduce the computational burden for a large sample size n .

Approximate bootstrap. Let us assume that a bootstrap replicate $X^{(B)} = (X_1^{(B)}, X_2^{(B)}, \dots, X_n^{(B)})$ of the original data $X^n = (X_1^n, X_2^n, \dots, X_n^n)$ is generated via resampling with the replacement using random numbers (R_1, R_2, \dots, R_n) that obey Multinomial $(\frac{1}{n}, \frac{1}{n}, \dots, \frac{1}{n})$. Furthermore, we denote arbitrary statistics of our interest as $A(\theta)$. Then, our task is to approximate the posterior mean $A^{(B)} = \mathbf{E}_{\text{pos}}[A(\theta) | X^{(B)}]$ defined with a bootstrap replicate $X^{(B)}$, using only a set $\theta^M = (\theta^{(1)}, \dots, \theta^{(M)})$ of the parameter θ generated from the posterior with the original data X^n .

We start from a first-order Bayesian IJK approximation to the bootstrap presented in Sec.3.3 of Giordano and Broderick (2023). This corresponds to the use of terms up to the first-order in η_i s in the right hand side of the formula (6), which provides the following algorithm for computing $A^{(B)}$ for (R_1, R_2, \dots, R_n)

$$(56) \quad A^{(B)} = \mathbf{E}_{\text{pos}}[A] + \sum_{i=1}^n (R_i - 1) \text{Cov}_{\text{pos}}[A(\theta), \ell(X_i; \theta)].$$

Also, by using all terms in the right hand side of (6), we obtain a second-order version of (56) as

$$(57) \quad A^{(B)} = \mathbf{E}_{\text{pos}}[A] + \sum_{i=1}^n (R_i - 1) \text{Cov}_{\text{pos}}[A(\theta), \ell(X_i; \theta)] \\ + \frac{1}{2} \sum_{i,j=1}^n (R_i - 1) (R_j - 1) \mathcal{K}_{\text{pos}}[A(\theta), \ell(X_i; \theta), \ell(X_j; \theta)].$$

Before applying these formulae to various sets of (R_1, R_2, \dots, R_n) , we perform a single run of the MCMC for the original data X^n to obtain posterior samples $\theta^M = (\theta^{(1)}, \dots, \theta^{(M)})$. These samples are used to estimate $\mathbf{E}_{\text{pos}}[A]$, $\text{Cov}_{\text{pos}}[A(\theta), \ell(X_i; \theta)]$, and $\mathcal{K}_{\text{pos}}[A, \ell(X_i; \theta), \ell(X_j; \theta)]$ in (56) or (57); they are replaced by the estimates calculated as follows:

$$\mathbf{E}_{\text{pos}}^{\theta^M}[A] = \frac{1}{M} \sum_{u=1}^M A(\theta^{(u)}), \quad \mathbf{E}_{\text{pos}}^{\theta^M}[\ell(X_i; \theta)] = \frac{1}{M} \sum_{u=1}^M \ell(X_i; \theta^{(u)}), \\ \text{Cov}_{\text{pos}}^{\theta^M}[A(\theta), \ell(X_i; \theta)] = \frac{1}{M} \sum_{u=1}^M \left\{ \left(A(\theta^{(u)}) - \mathbf{E}_{\text{pos}}^{\theta^M}[A] \right) \left(\ell(X_i; \theta^{(u)}) - \mathbf{E}_{\text{pos}}^{\theta^M}[\ell(X_i; \theta)] \right) \right\}, \\ \mathcal{K}_{\text{pos}}^{\theta^M}[A, \ell(X_i; \theta), \ell(X_j; \theta)] = \\ \frac{1}{M} \sum_{u=1}^M \left\{ \left(A(\theta^{(u)}) - \mathbf{E}_{\text{pos}}^{\theta^M}[A] \right) \left(\ell(X_i; \theta^{(u)}) - \mathbf{E}_{\text{pos}}^{\theta^M}[\ell(X_i; \theta)] \right) \left(\ell(X_j; \theta^{(u)}) - \mathbf{E}_{\text{pos}}^{\theta^M}[\ell(X_j; \theta)] \right) \right\}.$$

Note that the resultant algorithms only require a single initial run of MCMC with the original data X^n and no additional MCMC runs are required for each realization of R_i s.

As discussed in Giordano and Broderick (2023), when we identify the bootstrap covariance between $A^{(B)}$ and $B^{(B)}$ to the frequencist covariance, the formula (56) provides a heuristic derivation of the frequencist covariance formula (8). If we approximate $(R_i - 1)$ s in (56) with mutually independent normal random variates each of which obeys $N(0, 1)$, the same argument leads to the simplified form (9).

Approximate bootstrap and essential subspace. Using (21), the first-order approximate bootstrap (56) can be implemented within an essential subspace as

$$(58) \quad A^{(B)} = \mathbf{E}_{\text{pos}}[A(\theta)] + \sum_{a=1}^{a_M} \text{Cov}_{\text{pos}}[A(\theta), \mathcal{L}_a(\theta)] \tilde{\eta}_a, \quad \tilde{\eta}_a = \sum_{i=1}^n U_a^i (R_i - 1).$$

This expression is useful for understanding the role of the essential subspace in assessing the frequentist properties. That is, the approximate bootstrap can be implemented only by using projections ($\tilde{\eta}_a$) of the random number (R_i) to the essential subspace, the total numbers of which is a_M . If we approximate R_i s using IID normal random numbers, and use that $U = (U_a^i)$ is an orthogonal matrix, $\tilde{\eta}_a$ s are further simplified to a set of mutually independent random numbers each of which obeys $N(0, 1)$.

However, the expression (58) is not particularly useful in reducing computational costs, because the eigenvalue problem for computing the essential subspace usually requires more computation than a direct iteration of (56). In the following, we discuss that the essential subspace is more useful for the reduction of computational costs in the second-order algorithm based on (57).

Example of the approximate bootstrap. Before discussing issues on dimensional reduction using the essential subspace, we will present an example of the approximate bootstrap. In addition to the first- and second-order algorithm defined by (56) and (57), we also consider an IS algorithm proposed in Lee et al. (2017), which uses the formula

$$(59) \quad A^{(B)} = \sum_{u=1}^M A(\theta^{(u)}) W^{(u)}, \quad W^{(u)} = \frac{\prod_{i=1}^n \exp((R_i - 1) \ell(X_i; \theta^{(u)}))}{\sum_{u=1}^M \prod_{i=1}^n \exp((R_i - 1) \ell(X_i; \theta^{(u)}))}.$$

As before, M is the number of posterior samples obtained by an initial MCMC run using the original data X^n ; $A(\theta^{(u)})$ and $\ell(X_i; \theta^{(u)})$ denote the values of the statistics $A(\theta)$ and the likelihood $\ell(X_i; \theta)$ computed from the u th posterior sample $\theta^{(u)}$, respectively. Averaged over the realizations of sets $\theta^M = (\theta^{(1)}, \dots, \theta^{(M)})$ of samples from the original posterior, the right hand side of (59) gives us an unbiased estimate of $A^{(B)}$. However, as we observe in the following examples, it often presents a large variance with a finite number M of posterior samples. The formulae (56) and (57) can be considered as moderately biased but more stable approximations of (59).

As an example, let us consider the Weibull analysis of the life-span data discussed in Sec. 3.4. The following are target statistics: (i) The posterior mean $T^\gamma(X^n) = \mathbf{E}_{\text{pos}}[\gamma \mid X^n]$ of the shape parameter γ . (ii) The predictive probability that $X > 40$, which is represented as a posterior mean

$$T^{>40}(X^n) = \int_{40}^{\infty} p^{wb}(\tilde{x} \mid \gamma, \lambda) p(\gamma, \lambda \mid X^n) d\tilde{x} = \mathbf{E}_{\text{pos}} \left[\int_{40}^{\infty} p^{wb}(\tilde{x} \mid \gamma, \lambda) d\tilde{x} \right].$$

Here $p^{wb}(\cdot \mid \gamma, \lambda)$ is the likelihood defined by the density (22) and $p(\gamma, \lambda \mid X^n)$ is the joint posterior density of γ and λ .

In Fig. 6, the upper and lower sets of panels presents the results for $T^\gamma(X^n)$ with blue dots, and the results for $T^{>40}(X^n)$ with red dots, respectively. In each of the upper and lower sets, three panels are presented, which correspond to the first-order approximation (56), second-order approximation (57), and the IS estimator (59), respectively. In each panel, the horizontal and vertical axes indicate the result of the full MCMC computation and the corresponding result of the algorithms based on (56), (57), or (59), respectively. Each dot in a panel corresponds to a particular realization of (R_1, R_2, \dots, R_n) . It should be noted that approximations discussed here are applied for each realization of (R_1, R_2, \dots, R_n) . It is thus reasonable to compare the outputs of the algorithms for each set of (R_1, R_2, \dots, R_n) .

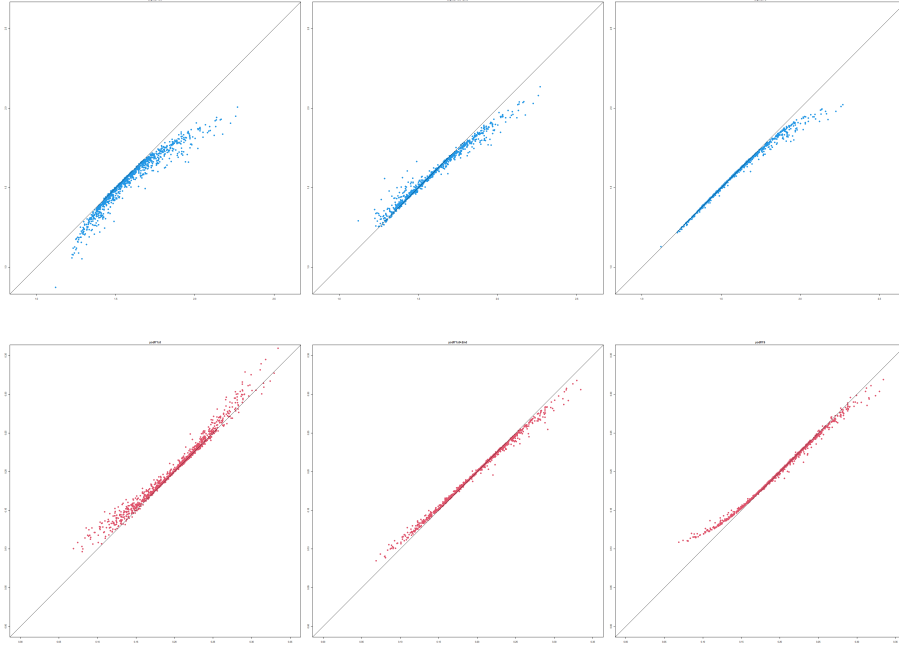


FIGURE 6. Approximate bootstrap by (56), (57), and (59). The upper and lower three panels present the results for $T^\gamma(X^n)$ with blue dots and those for $T^{>40}(X^n)$ by red dots, respectively. The results corresponding to (56), (57), and (59) are presented from left to right. In each panel, the horizontal and vertical axes indicate the result of the full MCMC computation, and that of the approximate algorithms, respectively, for the same realization of (R_1, R_2, \dots, R_n) ; the 45 degree line is also presented. Each dot in a panel corresponds to a particular realization of (R_1, R_2, \dots, R_n) . The number N_b of the realization of (R_1, R_2, \dots, R_n) is 1000.

The first two columns in Fig. 6 show that the first-order approximation (56) is outperformed by the second-order approximation (57), especially at extremes of the bootstrap distributions. It should be noted, however, that the tails of the distribution may be over-emphasized in these plots; usually, the majority of the 1000 points in a plot are in the central part and overlapped. The IS estimator (59) appears to be better than the second-order algorithm (57) in the left tail of $T^\gamma(X^n)$, but worse or comparable in other tail regions.

A problem of the IS estimator (59) is that it is sensitive to the selection of the posterior samples generated by the initial MCMC run. This is caused by the non-uniformity of the weights; for some choice of (R_1, R_2, \dots, R_n) , only a small number of the weights has a large weight W_i , which results in an instability of the weighted average and a loss of the accuracy of the approximation. A similar problem in importance sampling cross validation (IS-CV) is discussed in Peruggia (1997). We observe a more severe case of this instability in the next example presented in this subsection.

Table 2 lists the computational times of these algorithms as measured using `proc.time()` in base R. It should be noted that computational time much depends on the length of the utilized MCMC computations and the size of posterior samples, as well as other implementation details. Also, the elapsed time measured by `proc.time()` fluctuates depending on the status of computers. Keeping these in our mind, the result in the table 2 indicates that all of the three algorithms of approximate bootstrap is much faster than the naive method that repeats MCMC runs for every realization of (R_1, R_2, \dots, R_n) . In fact, the first-order and second-order algorithms spent most part of the computational time in the initial MCMC run with the original data (about 4 s). On the other hand, the IS algorithm (59) is considerably slower compared with

other two algorithms even when the number N_b of realizations (R_1, R_2, \dots, R_n) is 1000; the computational time becomes almost nine times larger when N_b increases to 10000. The IS algorithm (59) requires $O(n \times M)$ computation for each realization of (R_1, R_2, \dots, R_n) and has a disadvantage in computing when N_b becomes large.

Algorithm	$N_b = 1000$	$N_b = 10000$
repeated MCMC	929	NA
first-order algorithm by eq.(56)	4	5
second-order algorithm by eq.(57)	6	7
IS by eq.(59)	29	259

TABLE 2. Computational time in seconds for approximate bootstraps in Weibull-fitting. N_b indicates the number of realizations (R_1, R_2, \dots, R_n) . The total length of the initial MCMC run for the original data is 30000 and the size of the generated samples is 13500. The repeated MCMC, which is only performed when $N_b = 1000$, uses a run of length 9000 for each set of (R_1, R_2, \dots, R_n) . The time for compiling the Stan codes is not included.

Dimensional reduction using the essential subspace. As mentioned in the previous example, the IS algorithm (59) requires $O(n \times M \times N_b)$ computation for the N_b realization of (R_1, R_2, \dots, R_n) and has a disadvantage when a large number N_b of bootstrap replications is required.

In contrast, a disadvantage of the second-order algorithm (57) is that treating $n \times n$ matrix \mathcal{K}_{pos} in (57) requires $O(n^2 \times N_b)$ computation. The construction of this matrix also requires $O(n^2 \times M)$ computation to initialize the algorithm, where M is the number of the posterior samples. The n^2 dependence on the sample size n may cause a severe increase in the computational burden, when the sample size becomes large.

Indeed, the second-order approximation (57) can be implemented with the computational requirement $O(n \times M \times N_b)$. If we define $\mathbf{L}(\theta; (R_i)) = \sum_{i=1}^n (R_i - 1)\ell(X_i; \theta)$, the second-order term

$$(60) \quad \sum_{i,j=1}^n (R_i - 1)(R_j - 1) \mathcal{K}_{\text{pos}}[A, \ell(X_i; \theta), \ell(X_j; \theta)],$$

in the right hand side of (57) is expressed as

$$(61) \quad \mathcal{K}_{\text{pos}}[A(\theta), \mathbf{L}(\theta; (R_i)), \mathbf{L}(\theta; (R_j))].$$

Once we fix the random number R_i s, the computation of $\mathbf{L}(\theta^{(u)}; (R_i))$ for $\theta^{(u)}$, $m = 1, \dots, M$, requires $O(n \times M)$ computation. Using these, only $O(1)$ computation is required to obtain the empirical estimate of (61). Hence the total computational time is on the order of $O(n \times M \times N_b)$. This implementation may be a practical choice when n is large, but it can be ineffective when the number N_b of the bootstrap replications also becomes large. One solution is to reduce the number M of the MCMC samples, but the corresponding effect on the accuracy of the approximation is yet to be studied.

Alternatively, we propose the approximation of the second-order term (60) using the projections to the essential subspace. This gives us

$$\sum_{\alpha, \beta=1}^{a_M} \tilde{\eta}_\alpha \tilde{\eta}_\beta \mathcal{K}_{\text{pos}}[A, \mathcal{L}_\alpha(\theta), \mathcal{L}_\beta(\theta)], \quad \mathcal{L}_\alpha(\theta) = \sum_{i=1}^n U_\alpha^i \ell(X_i; \theta), \quad \tilde{\eta}_\alpha = \sum_{i=1}^n U_\alpha^i (R_i - 1).$$

as an approximation to (60). If we adopt this approximation and use the incomplete Cholesky decomposition, an extra computation of the order $O(a_M^2 \times n)$ is required to initialize the algorithm, where a_M is the dimension of the essential subspace. The computational time to construct the empirical version $\mathcal{K}_{\text{pos}}^{\theta^M}$ of the matrix \mathcal{K}_{pos} reduces to $O(a_M^2 \times M)$; also the time to approximate N_b bootstrap replications reduces to $O(a_M \times n \times N_b)$.

The reminder of the problem is the construction of $n \times n$ matrix W using posterior samples; this still requires $O(n^2 \times M)$ computation. In the following example, we use a posterior sub-sampling approach to circumvent this difficulty. That is, using the smaller number M^* of posterior samples, the matrix W is constructed and a rough approximation of the essential subspace is obtained using the incomplete Cholesky decomposition. Then, using the projections $\mathcal{L}_\alpha(\theta)$, $\alpha = 1, \dots, a_M$ to this approximate subspace, we construct $\mathcal{K}_{\text{pos}}[A, \mathcal{L}_\alpha(\theta), \mathcal{L}_\beta(\theta)]$ using the full set of posterior samples. Using this approach, the amount of computation required to initialize the algorithm can be reduced to $O(n^2 \times M^*)$.

Example of the dimensional reduction. Here we consider the state space model for the Prussian horse data discussed in Sec. 3.4 as an example of the proposed algorithm. The states (Z_t) are regarded as fixed but unknown variables and the likelihoods conditioned on (Z_t) are considered. At each time t , $t = 1, \dots, 20$, there are 14 observations, each of which corresponds to one of the 14 coups in Prussian. Bootstrap replication is defined as sampling with replacement from the set of 14 observations at each time. Target statistics are the posterior mean $\mathbf{E}_{\text{pos}}[\exp(Z_t)]$ of the intensity of the Poisson distribution at each time t . This is a rather unfavorable condition for both the bootstrap and the proposed approximations, as they are based on a large sample theory.

The first-order algorithm (56), the original second-order algorithm (57), second-order algorithms with the projection to the subspace $a_M = 20$ and $a_M = 8$, and the estimate obtained using IS algorithm (59) are compared to the result of the repeated applications of the MCMC method. The first-order term in (57) is always directly computed, and projection to the subspace is not used. It should be noted that even the dimension $a_M = 20$ of the subspace is much smaller than $n = 20 \times 14 = 280$. The size M^* of the subset of posterior samples to construct the essential subspace is set as 100, while the total number M of the posterior samples is 4500.

First, let us observe the computational time in the table 3; it is measured using `proc.time()` in base R and fluctuates considerably depending on the status of the computer. As expected, the method comprising the use of repeated MCMC requires a large computational time. The original second-order algorithm based on (57) is significantly slower than other algorithms that prevent the use of repeated MCMC. The majority of the computational time (169 s) spent on the construction of the matrix $\mathcal{K}_{\text{pos}}^{\theta^M}$ of size $20 \times 280 \times 280$ using 4500 posterior samples. Furthermore, the computation of (57) for each set of (R_1, R_2, \dots, R_n) requires considerable computational time (23 s in total). The IS algorithm (59) again becomes slow when $N_b = 10000$. In contrast to them, second-order algorithms that use the essential subspace approximation perform almost as good as the first-order algorithm in terms of computational time. The initial MCMC requires approximately 29 s, which consists of the majority of computational time required for these algorithms. We use the same matrix W to estimate all the 20 parameters; hence even when the size M^* of the set to construct the matrix W changes from 100 to 4500, the increase in the computational time is less than a few seconds.

Next, we discuss the accuracy of the results presented in Fig. 7. As before, in each panel, the horizontal and vertical axes indicate the result of the repeated MCMC computation and that of approximate algorithms, respectively. Each of the points in the panel corresponds to a particular realization of (R_1, R_2, \dots, R_n) . The rows correspond to the time t ; only the results of $t = 1, 6, 11, 16$ are shown.

The first and second columns present the results of the first-order algorithm (56) and the original second-order algorithm (57), respectively; the difference is moderate, but the second-order algorithm appears to perform better. The third and fourth columns present the results of the second-order algorithm with the use of the projection to a subspace. The fourth column, wherein $a_M = 20$ may be sufficient to cover the essential subspace, provides a good approximation to the original second-order algorithm. The third column, where $a_M = 8$, point by point agreement to the original second-order algorithm becomes much worse. However, the overall tendency of the approximation is similar to that of the original second-order algorithm presented in the second column.

The fifth column presents estimates obtained using the IS algorithm (59), which shows a considerably divergent behavior. The erratic nature of the estimates is explained by the extreme concentration of weights

Algorithm	$N_b = 1000$	$N_b = 10000$
Repeated MCMC	12101	NA
First-order algorithm by eq.(56)	30	39
Second-order algorithm by eq.(57)	222	433
Essential subspace ($a_M = 8$, $M^* = 100$)	31	42
Essential subspace ($a_M = 20$, $M^* = 100$)	32	45
Essential subspace ($a_M = 8$, $M^* = 4500$) †	34	47
Essential subspace ($a_M = 20$, $M^* = 4500$) †	35	50
IS using eq.(59)	47	208

TABLE 3. Computational time in seconds for approximate bootstraps in the state space model. Here “essential subspace” means the second-order algorithm in which a projection to a subspace of dimension a_M is used. Entries indicated by † are not included in Fig. 7. The total length of the initial MCMC run for the original data is 12000 and the size of the generated samples is 4500. The repeated MCMC, which is only performed when $N_b = 1000$, uses a run of length 4000 for each set of (R_1, R_2, \dots, R_n) . The time for compiling the Stan codes is not included. The elapsed time measured using `proc.time()` fluctuates considerably depending on the system status, which makes the significant digits at most two.

into a small number of posterior samples in some realizations of (R_1, R_2, \dots, R_n) . To observe this, the values of the weights W_i are plotted in Fig. 8 for 200 sets of (R_1, R_2, \dots, R_n) . The maximum value of the weights exceeds 0.4 for a considerable number of realizations (R_1, R_2, \dots, R_n) ; in some cases, it even surpasses 0.7 or 0.8. Since the sum of the weights is normalized to unity within each set, $W_i = 0.4$ (0.7) means that 40% (70%) of the weight is concentrated on a single sample among 4500 posterior samples.

5.3. Discussion. The posterior sub-sampling approach used in the above example is imperfect because we should still store an $n \times n$ matrix in the memory, which is difficult for a very large sample size n . A promising method of addressing this issue is the use of on-line PCA (Oja (1992); Cardot and Degras (2017)) to compute the essential subspace, which is the subject of our ongoing study. We should further develop methods for efficient computation of the essential subspace.

Here, we have treated a naive method of the bootstrap as a gold-standard. However, it might have a considerable error in itself, in cases that the first-order approximation to the bootstrap is incorrect (Giordano and Broderick (2023)). This may limit the utility of the higher-order approximations studied here, but there are still reasons for investigating them. First, the naive bootstrap is used as a standard in many fields and often has advantages over the lowest-order delta method, which roughly corresponds to the first-order approximation here. Another issue is that the method of projection into the essential space is applicable for Bayesian IJK implementations of more sophisticated estimators: an example is the ABC approximation for confidence intervals (DiCiccio and Efron (1992); Efron and Tibshirani (1993)), whose study is a subject of the future study.

6. SUMMARY AND FUTURE PROBLEMS

The scope of this study is to provide a unified view for a variety of seemingly unrelated fields along the axis of the matrix W , which is defined as a covariance matrix between the log-likelihood of each observation. We use the concept of the Bayesian infinitesimal jackknife (Giordano and Broderick (2023)) to connect the posterior covariance and cumulants with the frequentist properties.

At the beginning of the paper, we discussed that the posterior covariance matrix W and its eigenvalue problem are relevant in assessment of the sensitivity and frequentist uncertainty from posterior samples. We named the principal space of the matrix W as an *essential subspace*. Following that, a kernel formulation

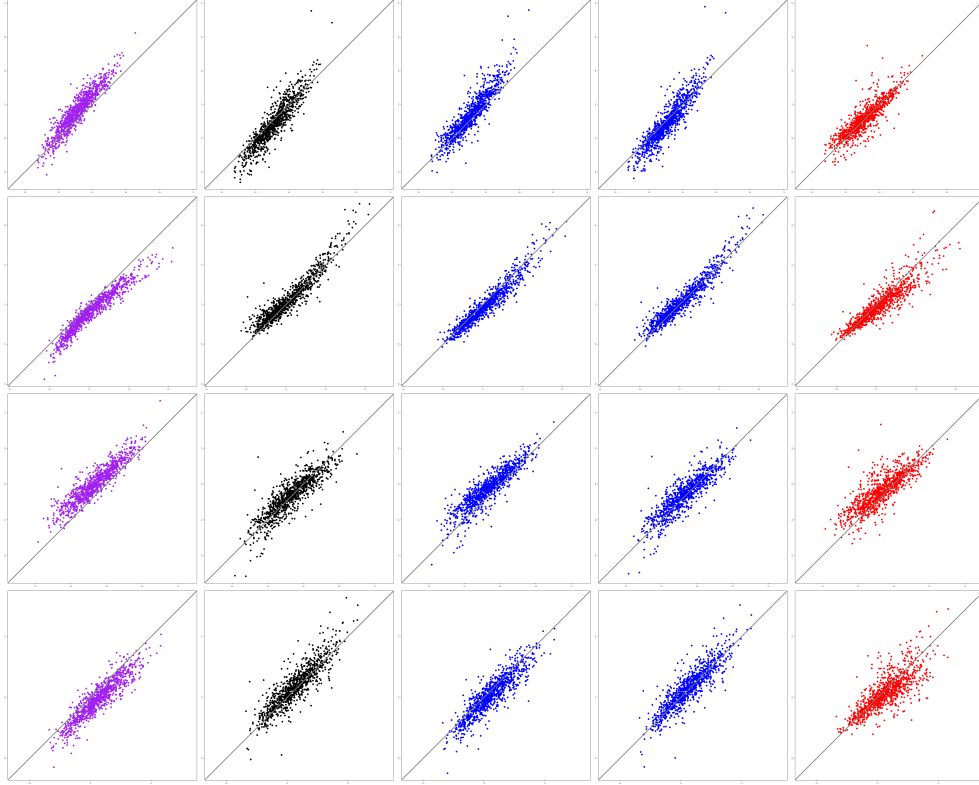


FIGURE 7. Dimensional reduction in approximate bootstrap. Each row from the top to the bottom, corresponds to $t = 1, 6, 11, 16$, respectively. From left to right, the results of the first-order algorithm (56) (violet), the original second-order algorithm (57) (black), the second-order algorithms comprising the use of projections to subspaces with $a_M = 8$ and $a_M = 20$ (both in blue), the IS algorithm (59) (red) are presented. In each panel, the horizontal and vertical axes indicate the result of the repeated MCMC computation and that of the approximate algorithms, respectively, for the same set of (R_1, R_2, \dots, R_n) ; the 45 degree line is also presented. Each dot in a panel corresponds to a particular realization of (R_1, R_2, \dots, R_n) . The number of realizations of (R_1, R_2, \dots, R_n) is 1000.

of the problem is presented. Here the matrix W is interpreted as a reproducing kernel, which we termed as *W-kernel*. Then, we elucidated a connection to existing studies on natural kernels, such as the Fisher kernel and neural tangent kernel, which provides a relation to the classical asymptotic theory. We also revealed a Bayesian-frequencist duality with *W-kernel*. The role of informative priors is discussed in relation to the centering in frequencist covariance formulae. Lastly, we discussed two examples of applications. The first one is the selection of a representative set of observations, wherein the incomplete Cholesky decomposition is efficiently used. Another example application is the construction of an efficient approximate bootstrap algorithm for Bayesian estimators, wherein a projection to the essential subspace is shown to be useful.

There are problems left for future studies: the use of the incomplete Cholesky decomposition reduces the computational burden to obtain an essential subspace, but we should still compute an $n \times n$ matrix and store it in a memory. As discussed in the last section, the use of the on-line PCA (Oja (1992); Cardot and Degras (2017)) to compute the essential subspace could be useful in circumventing this difficulty. Some part of this paper may be generalized to singular models in the sense of Watanabe (2018), or may even be useful in high-dimensional settings (Okuno and Yano (2023); Giordano and Broderick (2023)). Research in these

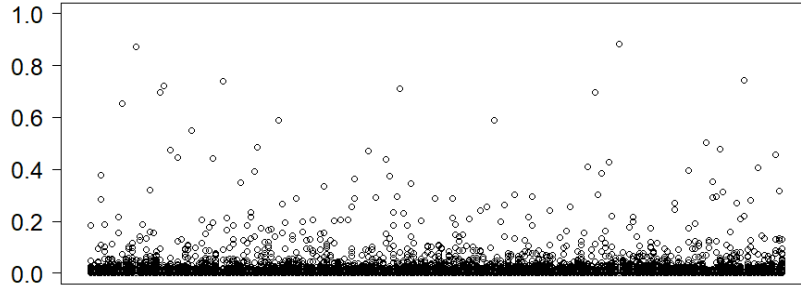


FIGURE 8. Relative size of weights W_i in the state space model for 200 sets of (R_1, R_2, \dots, R_n) . The horizontal and vertical axes correspond to the indices $1, \dots, 200$ of the set and the values of the weights, respectively. For each set of (R_1, R_2, \dots, R_n) , the sum of the weights is normalized to unity. The function `boxplot()` in base R graphics is used; the points in the figure are outliers detected by `boxplot()` and the boxes are almost hidden at the bottom of the figure.

directions is relevant, as well as to provide mathematically rigorous proofs of the results intuitively derived in this paper.

ACKNOWLEDGEMENTS

I would like to thank to Keisuke Yano for the fruitful discussions and useful advice. Specifically, he provided me useful suggestions on the application of the representing set of the observations. I am grateful to Shotaro Akaho, who carefully read earlier versions of the manuscript and provided me significant advice. I am also grateful to Yusaku Ohkubo, Akifumi Okuno, and Hisateru Tachimori for their kind advice and important suggestions. This work was supported by a JSPS KAKENHI Grant Number JP21K12067 and JP24K15120.

REFERENCES

- Bradlow, E. and Zaslavsky, A. M. (1997). Case influence analysis in Bayesian inference. *Journal of Computational and Graphical Statistics*, 6:314–331.
- Cardot, H. and Degras, D. (2017). Online principal component analysis in high dimension: Which algorithm to choose? *International Statistical Review*, 86(1):29–50.
- Carlin, B. P. and Louis, T. A. (2008). *Bayesian Methods for Data Analysis*, 3rd Edition. Chapman and Hall/CRC.
- DiCiccio, T. and Efron, B. (1992). More accurate confidence intervals in exponential families. *Biometrika*, 79:231–245.
- Efron, B. (2015). Frequentist accuracy of Bayesian estimates. *Journal of the Royal Statistical Society. Series B*, 77:617–646.
- Efron, B. and Tibshirani, R. (1993). *An introduction to the bootstrap*. Springer.
- Gelfand, A., Dey, D., and Chang, H. (1992). Model determination using predictive distributions with implementation via sampling-based methods. In Bernardo, J., Berger, J., Dawid, A., and Smith, A., editors, *Bayesian Statistics*, pages 147–167. Oxford University Press.
- Gelman, A., Carlin, J., Stern, H., Dunson, D., Vehtari, A., and Rubin, D. (2013). *Bayesian Data Analysis*, 3rd Edition. Chapman and Hall/CRC.
- Gelman, A., Lee, D., and Guo, J. (2015). Stan: A probabilistic programming language for bayesian inference and optimization. *Journal of Educational and Behavioral Statistics*, 40(5):530–543.

- Giordano, R. (2020). Effortless frequentist covariances of posterior expectations. <https://mc-stan.org/events/stancon2020/>. a video on YouTube.
- Giordano, R. and Broderick, T. (2023). The Bayesian infinitesimal jackknife for variance. arXiv:2305.06466.
- Giordano, R., Broderick, T., and Jordan, M. (2018). Covariances, robustness, and variational Bayes. *Journal of Machine Learning Research*, 19(51):1–49.
- Giordano, R., Jordan, M. I., and Broderick, T. (2019a). A higher-order swiss army infinitesimal jackknife. arXiv:1907.12116.
- Giordano, R., Stephenson, W., Liu, R., Jornan, M., and Broderick, T. (2019b). A swiss army infinitesimal jackknife. *Proceedings of the 22nd International Conference on Artificial Intelligence and Statistics (AISTATS) 2019*, 89.
- Gustafson, P. (1996). Local sensitivity of posterior expectations. *The Annals of Statistics*, 24:174–195.
- Iba, Y. and Yano, K. (2022). Posterior covariance information criterion for arbitrary loss functions. arXiv:2206.05887.
- Iba, Y. and Yano, K. (2023). Posterior covariance information criterion for weighted inference. *Neural computation*, 35:1–22.
- Jaakkola, T. and Haussler, D. (1998). Exploiting generative models in discriminative classifiers. In Kearns, M., Solla, S., and Cohn, D., editors, *Advances in Neural Information Processing Systems*, volume 11. MIT Press.
- Jacot, A., Gabriel, F., and Hongler, C. (2018). Neural tangent kernel: Convergence and generalization in neural networks. In *Advances in neural information processing systems*, page 8580–8589?
- Jaekel, L. (1972). The infinitesimal jackknife. MM 72-1215-11, Bell Lab. Murray Hill, NJ.
- Konishi, S. and Kitagawa, G. (1996). Generalised information criteria in model selection. *Biometrika*, 83:875–890.
- Konishi, S. and Kitagawa, G. (2008). *Information Criteria and Statistical Modeling*. Springer.
- Lee, D., Carroll, R. J., and Sinha, S. (2017). Frequentist standard errors of Bayes estimators. *Computational Statistics*, 32:867–888.
- MacEachern, S. N. and Peruggia, M. (2000). Importance link function estimation for Markov chain Monte Carlo methods. *Journal of Computational and Graphical Statistics*, 9:99–121.
- McCullagh, P. and Kolassa, J. (2009). Cumulants. *Scholarpedia*, 4(3):4699.
- McVinish, R., Mengersen, K., Rousseau, D. N. J., and Guihenneuc-Jouyaux, C. (2013). Recentered importance sampling with applications to Bayesian model validation. *Journal of Computational and Graphical Statistics*, 22:215–228.
- Millar, R. (2018). Conditional vs marginal estimation of the predictive loss of hierarchical models using WAIC and cross-validation. *Statistics and Computing*, 28:375–385.
- Millar, R. and Stewart, W. (2007). Assessment of locally influential observations in Bayesian models. *Bayesian Analysis*, 2:365–384.
- Ninomiya, Y. (2021). Prior intensified information criterion. arXiv: 2110.12145.
- Oja, E. (1992). Principal components, minor components, and linear neural networks. *Neural Networks*, 5:927–935.
- Okuno, A. and Yano, K. (2023). A generalization gap estimation for overparameterized models via the Langevin functional variance. *Journal of Computational and Graphical Statistics*, pages 1–20.
- Oliver, N., Schölkopf, B., and Smola, A. (2000). Natural regularization in svms. In *Advances in large margin classifiers*, pages 51–60. MIT Press Cambridge, MA, USA.
- Pearson, K. (1902). On the change in expectation of life in man during a period of circa 2000 years. *Biometrika*, 1:261–264.
- Pérez, C., Martin, J., and Rufo, M. (2006). MCMC-based local parametric sensitivity estimations. *Computational Statistics & Data Analysis*, 51:823–835.

- Peruggia, M. (1997). On the variability of case-deletion importance sampling weights in the Bayesian linear model. *Journal of the American Statistical Association*, 92.
- Schoelkopf, B. and Smola, A. J. (2001). *Learning with Kernels: Support Vector Machines, Regularization, Optimization, and Beyond*. The MIT Press.
- Shawe-Taylor, J. and Cristianini, N. (2004). *Kernel Methods for Pattern Analysis*. Cambridge University Press.
- Takeuchi, K. (1976). Distribution of informational statistics and a criterion of model fitting (in japanese). *Suri-Kagaku (Mathematic Sciences)*, 153:12–18.
- van der Linde, A. (2007). Local influence on posterior distributions under multiplicative modes of perturbation. *Bayesian Analysis*, 2:319–332.
- van der Vaart, A. (2014). Higher order tangent spaces and influence functions. *Statistical Science*, 29(4):679 – 686.
- Vehtari, A., Gelman, A., and Gabry, J. (2017). Practical Bayesian model evaluation using leave-one-out cross-validation and WAIC. *Statistics and Computing*.
- von Mises, R. (1947). On the asymptotic distribution of differentiable statistical functions. *The Annals of Mathematical Statistics*, 18:309–348.
- Watanabe, S. (2010). Asymptotic equivalence of Bayes cross validation and widely applicable information criterion in singular learning theory. *Journal of Machine Learning Research*, 11:3571–3594.
- Watanabe, S. (2018). *Mathematical Theory of Bayesian Statistics*. Chapman & Hall/CRC.
- Zhang, R., Zhai, S., Littwin, E., and Susskind, J. (2022). Learning representation from neural Fisher kernel with low-rank approximation. *ICLR 2022 Poster*, *arXiv:2202.01944*.

APPENDIX A. DERIVATION OF FORMULAE

A.1. Approximation (11) of the KL-divergence. The formula (11) is easy to derive by the direct computation of differentials, but here we provide a derivation of a generalized form using multivariate cumulant expansion (McCullagh and Kolassa (2009)).

The KL-divergence between the original and weighted posterior is defined by

$$(62) \quad D(p(\theta; X^n) \| p_w(\theta; X^n)) = \mathbf{E}_{\text{pos}} \left[\log \frac{p(\theta; X^n)}{p_w(\theta; X^n)} \right],$$

where p_w is given by the equation (2). Then, it is enough to calculate $\mathbf{E}_{\text{pos}}[\log p_w(\theta; X^n)]$. First, we transform it to a form convenient for the cumulant expansion as follows:

$$\begin{aligned} & \mathbf{E}_{\text{pos}}[\log p_w(\theta; X^n)] \\ &= \mathbf{E}_{\text{pos}} \left[w_i \sum_{i=1}^n \ell(X_i; \theta) \right] + \mathbf{E}_{\text{pos}}[\log p(\theta)] - \log \int \exp \left\{ \sum_{i=1}^n w_i \ell(X_i; \theta) \right\} p(\theta) d\theta \\ &= \sum_{i=1}^n (1 + \eta_i) \mathbf{E}_{\text{pos}}[\ell(X_i; \theta)] + \mathbf{E}_{\text{pos}}[\log p(\theta)] - \log \int \exp \left(\sum_{i=1}^n \eta_i \ell(X_i; \theta) \right) \exp \left(\sum_{i=1}^n \ell(X_i; \theta) \right) p(\theta) d\theta \\ &= \sum_{i=1}^n (1 + \eta_i) \mathbf{E}_{\text{pos}}[\ell(X_i; \theta)] + \mathbf{E}_{\text{pos}}[\log p(\theta)] \\ & \quad - \log \mathbf{E}_{\text{pos}} \left[\exp \left(\sum_{i=1}^n \eta_i \ell(X_i; \theta) \right) \right] - \log \int \exp \left(\sum_{i=1}^n \ell(X_i; \theta) \right) p(\theta) d\theta, \end{aligned}$$

where $w_i = 1 + \eta_i$.

If we assume that derivatives of functions exist up to the necessary orders and allow the exchange of derivatives and integrals, we can apply the multivariate cumulant expansion to the second term as

$$\log \mathbf{E}_{\text{pos}} \left[\exp \left(\sum_{i=1}^n \eta_i \ell(X_i; \theta) \right) \right] = \sum_{m=1}^r \sum_{i_1, \dots, i_m} \frac{1}{m!} \mathcal{K}_{\text{pos}}^{(u)}(i_1, \dots, i_m) \eta_{i_1} \cdots \eta_{i_m} + o(\|\eta\|^r),$$

where $\mathcal{K}_{\text{pos}}^{(u)}(i_1, \dots, i_m)$ is defined as a joint cumulant of the likelihoods $\ell(X_i; \theta), \dots, \ell(X_m; \theta)$ of the observations.

The KL-divergence (62) is obtained as the difference of $\mathbf{E}_{\text{pos}}[\log p_w(\theta; X^n)]$ between $(\eta_i) = 0$ and $(\eta_i) = (w_i - 1)$. Then, we retain only terms that contain η_i s and change the sign of the equation, which gives

$$(63) \quad \mathbf{E}_{\text{pos}} \left[\log \frac{p(\theta; X^n)}{p_w(\theta; X^n)} \right] = - \sum_{i=1}^n \eta_i \mathbf{E}_{\text{pos}}[\eta_i \ell(X_i; \theta)] + \sum_{m=1}^r \sum_{i_1, \dots, i_m} \frac{1}{m!} \mathcal{K}_{\text{pos}}^{(u)}(i_1, \dots, i_m) \eta_{i_1} \cdots \eta_{i_m} + o(\|\eta\|^r).$$

If we use $\mathcal{K}_{\text{pos}}^{(1)}(i) = \mathbf{E}_{\text{pos}}[\ell(X_i; \theta)]$, terms linear in η_i s are cancelled in the expression. Then, (63) is further simplified as

$$(64) \quad \mathbf{E}_{\text{pos}} \left[\log \frac{p(\theta; X^n)}{p_w(\theta; X^n)} \right] = \sum_{m=2}^r \sum_{i_1, \dots, i_m} \frac{1}{m!} \mathcal{K}_{\text{pos}}^{(u)}(i_1, \dots, i_m) \eta_{i_1} \cdots \eta_{i_m} + o(\|\eta\|^r), \quad r \geq 2.$$

Since the second-order joint cumulant is expressed as

$$\mathcal{K}_{\text{pos}}^{(2)}(i, j) = \text{Cov}_{\text{pos}}[\ell(X_i; \theta), \ell(X_j; \theta)],$$

the desired formula (11) is obtained as the $r = 2$ case of the formula (64).

A.2. Bounds (17) of the residual variance. Using the relation (15), we obtain

$$(65) \quad \text{Var}_{\text{pos}}[\ell(X_i; \theta) - \ell^*(X_i; \theta)] = \text{Var}_{\text{pos}} \left[\sum_{a=a_M+1}^n U_i^a \mathcal{L}_a(\theta) \right] = \sum_{a=a_M+1}^n \lambda_a |U_i^a|^2,$$

On the other hand, since $U = (U_a^i)$ is an orthogonal matrix

$$|U_i^a|^2 \leq \sum_{b=1}^n |U_i^b|^2 = 1,$$

which results in

$$(66) \quad \sum_{a=a_M+1}^n \lambda_a |U_i^a|^2 \leq \sum_{a=a_M+1}^n \lambda_a.$$

Using (65) and (66), we obtain a bound of the residuals as

$$\text{Var}_{\text{pos}}[\ell(X_i; \theta) - \ell^*(X_i; \theta)] \leq \sum_{a=a_M+1}^n \lambda_a.$$

A.3. Derivation of (41). From (39), a direct calculation results in

$$\begin{aligned} \frac{1}{n} \sum_{i=1}^n \Phi^{MF}(\gamma, X_i) \Phi^{MF}(\delta, X_i) &= \frac{1}{n} \sum_{i=1}^n \left\{ \sum_{\alpha=1}^k (\hat{\mathcal{J}}^{-1/2})_{\gamma\alpha} \frac{\partial}{\partial \theta_\alpha} \ell(X_i; \theta) \Big|_{\theta=\hat{\theta}} \right\} \left\{ \sum_{\beta=1}^k (\hat{\mathcal{J}}^{-1/2})_{\delta\beta} \frac{\partial}{\partial \theta_\beta} \ell(X_i; \theta) \Big|_{\theta=\hat{\theta}} \right\} \\ &= \sum_{\alpha, \beta=1}^k (\hat{\mathcal{J}}^{-1/2})_{\gamma\alpha} \left[\frac{1}{n} \sum_{i=1}^n \left\{ \frac{\partial}{\partial \theta_\alpha} \ell(X_i; \theta) \Big|_{\theta=\hat{\theta}} \frac{\partial}{\partial \theta_\beta} \ell(X_i; \theta) \Big|_{\theta=\hat{\theta}} \right\} \right] (\hat{\mathcal{J}}^{-1/2})_{\beta\delta} \\ &= \sum_{\alpha, \beta=1}^k (\hat{\mathcal{J}}^{-1/2})_{\gamma\alpha} \hat{\mathcal{I}}_{\alpha\beta} (\hat{\mathcal{J}}^{-1/2})_{\beta\delta} = \left(\hat{\mathcal{J}}^{-1/2} \hat{\mathcal{I}} \hat{\mathcal{J}}^{-1/2} \right)_{\gamma\delta}. \end{aligned}$$

A.4. Derivation of (45) and (48). Here, we provide a rough sketch of the derivation of the relation (45) for $O(1)$ priors and its generalization (48) for $O(n)$ priors, both of which hold in a regular model.

First, we discuss (45) for $O(1)$ priors. Let us define

$$l_{\text{pos}}(\theta) = \frac{1}{n} \sum_{i=1}^n \ell(X_i; \theta)$$

Using the Cauchy-Schwartz inequality, we obtain

$$(67) \quad \text{Cov}_{\text{pos}}[A(\theta), n l_{\text{pos}}(\theta)] \leq n \left(\text{Var}_{\text{pos}}[A(\theta)] \right)^{1/2} \left(\text{Var}_{\text{pos}}[l_{\text{pos}}(\theta)] \right)^{1/2}$$

This shows that it is sufficient to estimate the order of the variances in the right-hand side.

We then expand $A(\theta)$ and $l_{pos}(\theta)$ around the MLE $\hat{\theta}$ defined by $l'_{pos}(\theta) = 0$ as

$$(68) \quad \begin{aligned} A(\theta) &= A'(\hat{\theta})(\theta - \hat{\theta}) + o(\|\theta - \hat{\theta}\|), \\ l_{pos}(\theta) &= \frac{1}{2}(\theta - \hat{\theta})^T l''_{pos}(\hat{\theta})(\theta - \hat{\theta}) + o(\|\theta - \hat{\theta}\|^2), \end{aligned}$$

where A' and l''_{pos} indicate the matrices of the first and second derivatives and $\|\cdot\|$ denotes the ℓ_2 -norm. They result in the estimates of the order of the variances as

$$\begin{aligned} \text{Var}_{\text{pos}}[A(\theta)] &= O_p(\mathbf{E}_{\text{pos}}[(\theta - \hat{\theta})^2]) = O_p(1/n), \\ \text{Var}_{\text{pos}}[l_{pos}(\theta)] &= O_p(\mathbf{E}_{\text{pos}}[(\theta - \hat{\theta})^4]) = O_p(1/n^2), \end{aligned}$$

where the behavior of $\text{Var}_{\text{pos}}[l_{pos}(\theta)]$ is crucial for obtaining the result. Using them and (67), we obtain

$$\text{Cov}_{\text{pos}}[A(\theta), nl_{pos}(\theta)] \leq O_p(1/\sqrt{n}).$$

This leads to the relation (45)

$$\text{Cov}_{\text{pos}} \left[A(\theta), \sum_{i=1}^n \ell(X_i; \theta) \right] = \text{Cov}_{\text{pos}}[A(\theta), nl_{pos}(\theta)] = o_p(1).$$

Next, we discuss (48) for $O(n)$ priors. For $O(n)$ priors, the expansion (68) no longer holds. However, if we define

$$l_{pos}^*(\theta) = \frac{1}{n} \sum_{i=1}^n \left\{ \ell(X_i; \theta) + \frac{1}{n} \log p(\theta) \right\} = \frac{1}{n} \sum_{i=1}^n \{ \ell(X_i; \theta) + \Lambda \log \tilde{p}(\theta) \} + o(1/n).$$

and make θ^* a MAP estimate that satisfies $(l_{pos}^*)'(\theta^*) = 0$, we can proceed in the same manner, which gives us the relation (48)

$$\text{Cov}_{\text{pos}} \left[A(\theta), \sum_{i=1}^n \left\{ \ell(X_i; \theta) + \frac{1}{n} \log p(\theta) \right\} \right] = \text{Cov}_{\text{pos}}[A(\theta), nl_{pos}^*(\theta)] = o_p(1).$$

A.5. Duality between matrices \widetilde{W} and Z . Our derivation here is based on two different interpretations of the same expression:

$$\mathcal{A}_{ir} = \ell(X_i; \theta^{(r)}) - \mathbf{E}_{\text{pos}}^{\theta^M}[\ell(X_i; \theta)] - \mathbf{E}_{X^n}[\ell(X; \theta^{(r)})] + \mathbf{E}_{X^n}[\mathbf{E}_{\text{pos}}^{\theta^M}[\ell(X; \theta)]],$$

First, we order the terms as

$$\begin{aligned} \mathcal{A}_{ir} &= (\ell(X_i; \theta^{(r)}) - \mathbf{E}_{\text{pos}}^{\theta^M}[\ell(X_i; \theta)]) - (\mathbf{E}_{X^n}[\ell(X; \theta^{(r)})] - \mathbf{E}_{X^n}[\mathbf{E}_{\text{pos}}^{\theta^M}[\ell(X; \theta)]]) \\ &= \left(\ell(X_i; \theta^{(r)}) - \frac{1}{M} \sum_{u=1}^M \ell(X_i; \theta^{(u)}) \right) - \mathbf{E}_{X^n}[\text{1st.}], \end{aligned}$$

where the “1st.” indicates a repeat of the expression in the just preseding parensis (). Then, we compute the components of the matrix $\mathcal{A}^T \mathcal{A}$ as

$$\begin{aligned}
(\mathcal{A}^T \mathcal{A})_{rs} &= \sum_{i=1}^n \mathcal{A}_{ir} \mathcal{A}_{is} \\
&= \sum_{i=1}^n \left[\left\{ \left(\ell(X_i; \theta^{(r)}) - \frac{1}{M} \sum_{u=1}^M \ell(X_i; \theta^{(u)}) \right) - \mathbf{E}_{X^n}[\text{1st.}] \right\} \left\{ \left(\ell(X_i; \theta^{(s)}) - \frac{1}{M} \sum_{u=1}^M \ell(X_i; \theta^{(u)}) \right) - \mathbf{E}_{X^n}[\text{1st.}] \right\} \right] \\
&= n \text{Cov}_{X^n} \left[\ell(X_i; \theta^{(r)}) - \frac{1}{M} \sum_{u=1}^M \ell(X_i; \theta^{(u)}) , \ell(X_i; \theta^{(s)}) - \frac{1}{M} \sum_{u=1}^M \ell(X_i; \theta^{(u)}) \right].
\end{aligned}$$

Next, we order the terms in a different way as

$$\begin{aligned}
\mathcal{A}_{ir} &= (\ell(X_i; \theta^{(r)}) - \mathbf{E}_{X^n}[\ell(X; \theta^{(r)})]) - (\mathbf{E}_{\text{pos}}^{\theta^M}[\ell(X_i; \theta)] - \mathbf{E}_{\text{pos}}^{\theta^M}[\mathbf{E}_{X^n}[\ell(X; \theta)]]) \\
&= \left(\ell(X_i; \theta^{(r)}) - \frac{1}{n} \sum_{l=1}^n [\ell(X_l; \theta^{(r)})] \right) - \mathbf{E}_{\text{pos}}^{\theta^M}[\text{1st.}],
\end{aligned}$$

where we exchange $\text{Cov}_{\text{pos}}^{\theta^M}[\]$ and $\text{Cov}_{X^n}[\]$ in the last term. Then, we compute the components of the matrix $\mathcal{A} \mathcal{A}^T$ as

$$\begin{aligned}
(\mathcal{A} \mathcal{A}^T)_{ij} &= \sum_{r=1}^M \mathcal{A}_{ir} \mathcal{A}_{jr} \\
&= \sum_{r=1}^M \left[\left\{ \left(\ell(X_i; \theta^{(r)}) - \frac{1}{n} \sum_{l=1}^n \ell(X_l; \theta^{(r)}) \right) - \mathbf{E}_{\text{pos}}^{\theta^M}[\text{1st.}] \right\} \left\{ \left(\ell(X_j; \theta^{(r)}) - \frac{1}{n} \sum_{l=1}^n \ell(X_l; \theta^{(r)}) \right) - \mathbf{E}_{\text{pos}}^{\theta^M}[\text{1st.}] \right\} \right] \\
&= M \text{Cov}_{\text{pos}}^{\theta^M} \left[\ell(X_i; \theta^{(r)}) - \frac{1}{n} \sum_{l=1}^n \ell(X_l; \theta^{(r)}) , \ell(X_j; \theta^{(r)}) - \frac{1}{n} \sum_{l=1}^n \ell(X_l; \theta^{(r)}) \right].
\end{aligned}$$

A.6. Asymptotic relation between Z and $\hat{\mathcal{J}}^{-1/2} \hat{\mathcal{I}} \hat{\mathcal{J}}^{-1/2}$. First we expand $\ell(X; \theta^{(r)}) - \frac{1}{M} \sum_{u=1}^M \ell(X; \theta^{(u)})$ around the MLE $\hat{\theta}$ as

$$\begin{aligned}
(69) \quad \ell(X; \theta^{(r)}) - \frac{1}{M} \sum_{u=1}^M \ell(X; \theta^{(u)}) \\
&= \ell(X; \hat{\theta}) - \frac{1}{M} \sum_{u=1}^M \ell(X; \hat{\theta}) \\
&\quad + \sum_{\alpha=1}^k \frac{\partial}{\partial \theta_{\alpha}} \ell(X; \theta) \Big|_{\theta=\hat{\theta}} (\theta_{\alpha}^{(r)} - \hat{\theta}_{\alpha}) - \frac{1}{M} \sum_{u=1}^M \sum_{\alpha=1}^k \frac{\partial}{\partial \theta_{\alpha}} \ell(X; \theta) \Big|_{\theta=\hat{\theta}} (\theta_{\alpha}^{(u)} - \hat{\theta}_{\alpha}) + o_p \left(\frac{1}{\sqrt{n}} \right)
\end{aligned}$$

$$= \sum_{\alpha=1}^k \frac{\partial}{\partial \theta_{\alpha}} \ell(X; \theta) \Big|_{\theta=\hat{\theta}} (\theta_{\alpha}^{(r)} - \hat{\theta}_{\alpha}) + o_p \left(\frac{1}{\sqrt{n}} \right).$$

Here, M is the number of posterior samples and we use the relation

$$\lim_{M \rightarrow \infty} \frac{1}{M} \sum_{u=1}^M \theta_{\alpha}^{(u)} = \hat{\theta}_{\alpha} + O_p(1/n).$$

The term $-\frac{1}{M} \sum_{u=1}^M \ell(X; \theta^{(u)})$ in the definition of Z is essential for the cancellation between the terms $\ell(X; \hat{\theta})$ and $-\frac{1}{M} \sum_{u=1}^M \ell(X; \hat{\theta})$ in the expansion; we cannot remove $-\frac{1}{M} \sum_{u=1}^M \ell(X; \theta^{(u)})$ from the definition of Z even under the setting of noninformative priors.

We substitute the expression (69) in (49) and obtain

$$\begin{aligned} Z_{rs} &= \text{Cov}_{X^n} \left[\ell(X; \theta^{(r)}) - \frac{1}{M} \sum_{u=1}^M \ell(X; \theta^{(u)}), \ell(X; \theta^{(s)}) - \frac{1}{M} \sum_{u=1}^M \ell(X; \theta^{(u)}) \right] \\ &= \sum_{\alpha\beta}^k \mathbf{E}_{X^n} \left[\frac{\partial}{\partial \theta_{\alpha}} \ell(X; \theta) \Big|_{\theta=\hat{\theta}} \frac{\partial}{\partial \theta_{\beta}} \ell(X; \theta) \Big|_{\theta=\hat{\theta}} \right] (\theta_{\alpha}^{(r)} - \hat{\theta}_{\alpha})(\theta_{\beta}^{(s)} - \hat{\theta}_{\beta}) + o_p(1/n) \\ &= \sum_{\alpha\beta}^k \hat{\mathcal{I}}_{\alpha\beta} (\theta_{\alpha}^{(r)} - \hat{\theta}_{\alpha})(\theta_{\beta}^{(s)} - \hat{\theta}_{\beta}) + o_p(1/n), \end{aligned}$$

where k denotes the number of the parameters. Defining the matrix Θ as $\Theta_{\alpha r} = \theta_{\alpha}^{(r)} - \hat{\theta}_{\alpha}$, the above formula is expressed as

$$Z_{rs} = \sum_{\alpha\beta}^k \hat{\mathcal{I}}_{\alpha\beta} \Theta_{\alpha r} \Theta_{\beta s} + o_p(1/n).$$

In a matrix form, it is represented as

$$(70) \quad \frac{n}{M} Z = \frac{n}{M} \Theta^T \hat{\mathcal{I}} \Theta + o_p(1) = \left(\sqrt{\frac{n}{M}} \mathcal{J}^{1/2} \Theta \right)^T (\mathcal{J}^{-1/2} \hat{\mathcal{I}} \mathcal{J}^{-1/2}) \left(\sqrt{\frac{n}{M}} \mathcal{J}^{1/2} \Theta \right) + o_p(1),$$

where we multiply $\frac{n}{M}$ to both sides for convenience.

On the other hand, from the relation (32), we obtain

$$\lim_{M \rightarrow \infty} \frac{1}{M} \Theta \Theta^T = \frac{\hat{\mathcal{J}}^{-1}}{n} + o_p(1/n),$$

which is equivalent to

$$\lim_{M \rightarrow \infty} \left(\sqrt{\frac{n}{M}} \mathcal{J}^{1/2} \Theta \right) \left(\sqrt{\frac{n}{M}} \mathcal{J}^{1/2} \Theta \right)^T = I_k + o_p(1),$$

where I_k is the $k \times k$ unit matrix. This relation represents that any singular value of the $k \times M$ matrix $\sqrt{\frac{n}{M}} \mathcal{J}^{1/2} \Theta$ asymptotically takes the value of 0 or 1, which indicates that the matrix $\sqrt{\frac{n}{M}} \mathcal{J}^{1/2} \Theta$ converges a matrix that represents an orthogonal projection from a k -dimensional space to a M -dimensional space.

Using this and the equation (70), it is proved that non-zero eigenvalues of $\frac{n}{M} Z$ and $\mathcal{J}^{-1/2} \hat{\mathcal{I}} \mathcal{J}^{-1/2}$ asymptotically coincide and there is a correspondence between the eigenvectors that belong to these eigenvalues.

Finally, we apply the dual relation between the matrices $\frac{1}{n} \widetilde{W}$ and $\frac{1}{M} Z$ presented in the main text and obtain the desired result between \widetilde{W} and $\mathcal{J}^{-1/2} \hat{\mathcal{I}} \mathcal{J}^{-1/2}$.

APPENDIX B. $O(n)$ PRIORS

This section provides supplementary materials for the $O(n)$ priors introduced in the main text. First, we present a simple numerical example that showcases the effect of informative priors to the frequencist covariance formulae (8) and (9).

We then discuss heuristic derivations of the following properties mentioned in the main text, which hold under the setting of $O(n)$ priors; we proceed in the order of (a) \Rightarrow (c) \Rightarrow (b).

- (a) The original formula (8) with centering provides an asymptotically correct estimate of the frequencist covariance even under the $O(n)$ setting.
- (b) The simplified formula (9) without centering does not provide an asymptotically correct estimate of the frequencist covariance in the $O(n)$ setting.
- (c) The difference between (8) and (9) is $O_p(\Lambda^2)$ when we ignore $o_p(1/n)$ terms; it is different from $O_p(\Lambda)$, which we had expected.

Here, we do not intend to provide mathematically rigorous proofs, but we believe that these arguments are useful for clarifying the difference between the $O(1)$ and $O(n)$ settings on priors.

Finally, we consider the subject of model selection in the case of $O(n)$ priors; it is shown that the bias correction term of WAIC is robust against even moderately informative priors. This is an analog of the property (c) in the case of frequencist covariance formulae.

B.1. Example of the binomial model with informative priors. First, we consider an example of the binomial model with possibly over-dispersed data. A Bayesian model defined by the binomial likelihood and beta prior are assumed as follows:

$$X_i \sim \text{Binom}(N, q), \quad q \sim \text{Beta}(\alpha, \beta).$$

In the following experiments, we assume that IID observations $X^n = (X_1, X_2, \dots, X_n)$ are sampled from a beta binomial distribution, the probability mass function of which is

$$p(x; q_0, \rho) = {}_N C_x \frac{B(x + a, N - x + b)}{B(a, b)}, \quad a = q_0 \frac{1 - \rho}{\rho}, \quad b = (1 - q_0) \frac{1 - \rho}{\rho}.$$

$\mathbf{E}_X[X]/N = q_0$ when $X \sim p(x; q_0, \rho)$. The total number of trials is nN .

Below, we focus on the frequencist variance of the posterior mean $\mathbf{E}_{\text{pos}}[q]$ and compare three types of estimators: (i) The posterior variance $\text{Var}_{\text{pos}}[q]$, (ii) $\hat{\Sigma}_{qq}$ defined by (9), and (iii) $\hat{\Sigma}_{qq}^*$ defined by (8). While (i) is a genuine Bayesian estimator, (ii) and (iii) are frequencist estimators obtained using the Bayesian IJK. These values are calculated by the use of MCMC method for each of the artificial data. The true value of the frequencist variance is estimated using the same set of artificial data.

In all the experiments here, the number N of the trials in each observation is set as 5, while the number n of the observations in each set of data is 20; hence, the total number of trials in a set of data is $nN = 100$. q_0 is 0.25. The number of the set of artificial data used to construct a boxplot is 800.

Fig. 9 presents the result of an experiment performed in the $\rho = 0$ case, where the model can correctly represent the true distribution. We perform the experiments with the beta prior of $(\alpha, \beta) = (5, 1), (10, 1), (20, 1)$ and make comparisons among $\text{Var}_{\text{pos}}[q]$, $\hat{\Sigma}_{qq}$, and $\hat{\Sigma}_{qq}^*$.

When $\alpha = 5$ (the left panel), all of the three estimators perform well, except for a small bias in $\text{Var}_{\text{pos}}[q]$. When $\alpha = 10$ and 20 (the middle and right panels), the genuine Bayesian estimator $\text{Var}_{\text{pos}}[q]$ overestimate the frequencist variance. It should be noted that the genuine Bayesian estimator may not reproduce the frequencist variance with informative priors, even when the likelihood is correctly specified. The simplified estimator $\hat{\Sigma}_{qq}$ given by (9) also overestimates the variance; it is minimal in the case of $\alpha = 10$, but becomes more evident in the case of $\alpha = 20$. In the case of $\alpha = 20$, the number of the expected success $nNq_0 = 25$ is almost comparable to $\alpha - 1 = 19$; it is a fairly strong prior for this sample size.

Fig. 10 presents the result of an experiment performed in the over-dispersed $\rho = 0.65$ case, where the model cannot correctly represent the true distribution. We perform the experiments with the beta prior of

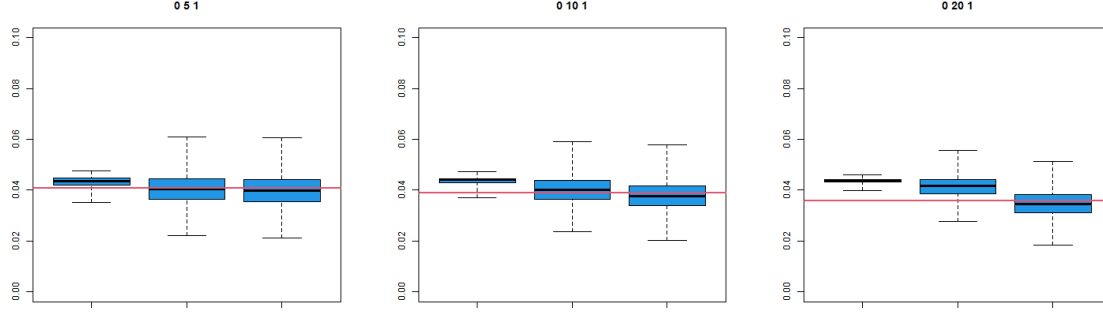


FIGURE 9. Effect of the informative prior in estimating frequencist variance in the $\rho = 0$ case. The three panels present the results for $(\alpha, \beta) = (5, 1), (10, 1), (20, 1)$. In each panel, the Bayesian estimate $\text{Var}_{\text{pos}}[q]$, the simplified estimator $\hat{\Sigma}^{qq}$ given by (9), and the original estimator $\hat{\Sigma}_{qq}^*$ given by (8) are presented from left to right. The horizontal red line indicates the true value of the frequencist variance. The boxplot is created using the base graphics of the R language with the "range=0" option; the whisker in each boxplot spans the maximum and minimum of the plotted data.

$(\alpha, \beta) = (1, 1), (10, 1), (20, 1)$ and again compare $\text{Var}_{\text{pos}}[q]$, $\hat{\Sigma}^{qq}$, and $\hat{\Sigma}_{qq}^*$. The results are similar to the case $\rho = 0$, except that the genuine Bayesian estimator $\text{Var}_{\text{pos}}[q]$ massively underestimates the variance in all cases of α .

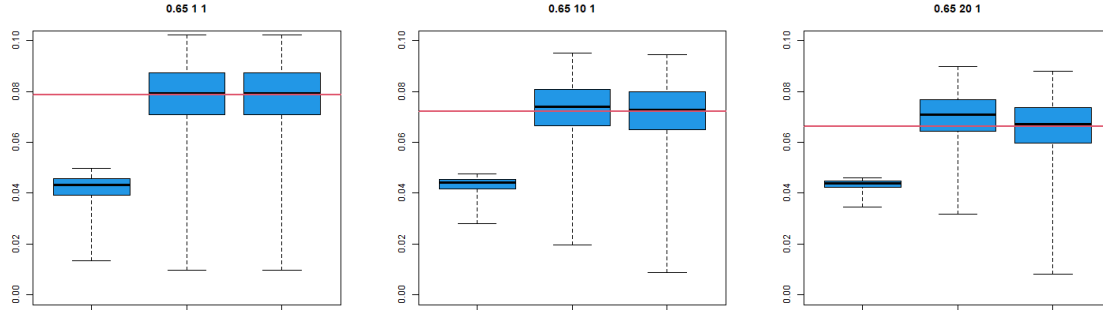


FIGURE 10. Effect of the informative prior in estimating frequencist variance in the $\rho = 0.65$ case. The three panels present the results for $(\alpha, \beta) = (1, 1), (10, 1), (20, 1)$. In each panel, the Bayesian estimate $\text{Var}_{\text{pos}}[q]$, the simplified estimator $\hat{\Sigma}^{qq}$ given by (9), and the original estimator $\hat{\Sigma}_{qq}^*$ given by (8) are presented from left to right. The horizontal red line indicates the true value of the frequencist variance. The other details are the same as those in Fig. 9.

B.2. Consistency of (8) with $O(n)$ priors. Here, we provide an initiative argument for an alternative form (46) of the frequencist covariance formula; hence, the original formula (8) is asymptotically correct under the setting of $O(n)$ priors. Equivalently, n times (8) is a consistent estimator of n times the frequencist covariance for $O(n)$ priors.

Preliminary. In the main text, we express an $O(n)$ prior as

$$\log p(\theta) = n\Lambda \log \tilde{p}(\theta) + \log p_0(\theta) + c.$$

Hereafter, we set $p_0(\theta) = 1$ and ignore the normalizing constant c , which does not affect the result. Then, the prior and resultant posterior are written as

$$\log p(\theta) = n\Lambda \log \tilde{p}(\theta),$$

and

$$p(\theta \mid X^n) = \frac{\exp\{\sum_{i=1}^n \ell(X_i; \theta) + n\Lambda \log \tilde{p}(\theta)\}}{\int \exp\{\sum_{i=1}^n \ell(X_i; \theta') + n\Lambda \log \tilde{p}(\theta')\} d\theta'},$$

respectively.

We define $\theta_0^* = (\theta_{0,\alpha}^*)$ as a solution of

$$(71) \quad \mathbf{E}_X \left[\frac{\partial}{\partial \theta_\alpha} \{ \ell(X; \theta) + \Lambda \log \tilde{p}(\theta) \} \Big|_{\theta=\theta_0^*} \right] = 0.$$

Using θ_0^* , the information matrices required in the following argument are defined as

$$(72) \quad \mathcal{I}_{\alpha\beta}^* = \mathbf{E}_X \left[\frac{\partial}{\partial \theta_\alpha} \{ \ell(X; \theta) + \Lambda \log \tilde{p}(\theta) \} \Big|_{\theta=\theta_0^*} \frac{\partial}{\partial \theta_\beta} \{ \ell(X; \theta) + \Lambda \log \tilde{p}(\theta) \} \Big|_{\theta=\theta_0^*} \right],$$

$$(73) \quad \mathcal{J}_{\alpha\beta}^* = -\mathbf{E}_X \left[\frac{\partial^2}{\partial \theta_\alpha \partial \theta_\beta} \{ \ell(X; \theta) + \Lambda \log \tilde{p}(\theta) \} \Big|_{\theta=\theta_0^*} \right].$$

The derivatives in (72) and (73) are evaluated at θ_0^* defined by (71), while the derivatives in \mathcal{I} and \mathcal{J} given by (33) and (31) are evaluated at the projection θ_0 to the model.

We also define empirical versions of these quantities. Let $\theta^* = (\theta_\alpha^*)$ be a MAP estimate with the observations $X^n = (X_i)$, which satisfies

$$(74) \quad \sum_{i=1}^n \frac{\partial}{\partial \theta_\alpha} \{ \ell(X_i; \theta) + \Lambda \log \tilde{p}(\theta) \} \Big|_{\theta=\theta^*} = 0.$$

We then define

$$(75) \quad \hat{\mathcal{I}}_{\alpha\beta}^* = \frac{1}{n} \sum_{i=1}^n \left\{ \frac{\partial}{\partial \theta_\alpha} \{ \ell(X_i; \theta) + \Lambda \log \tilde{p}(\theta) \} \Big|_{\theta=\theta^*} \frac{\partial}{\partial \theta_\beta} \{ \ell(X_i; \theta) + \Lambda \log \tilde{p}(\theta) \} \Big|_{\theta=\theta^*} \right\},$$

$$(75) \quad \hat{\mathcal{J}}_{\alpha\beta}^* = -\frac{1}{n} \sum_{i=1}^n \frac{\partial^2}{\partial \theta_\alpha \partial \theta_\beta} \{ \ell(X_i; \theta) + \Lambda \log \tilde{p}(\theta) \} \Big|_{\theta=\theta^*}.$$

Finally, the relation (32) is generalized to

$$(76) \quad \mathbf{E}_{\text{pos}}^0[(\theta_\alpha - \theta_{0,\alpha}^*)(\theta_\beta - \theta_{0,\beta}^*)] = \frac{(\mathcal{J}^*)_{\alpha\beta}^{-1}}{n} + o_p(1/n),$$

$$(77) \quad \mathbf{E}_{\text{pos}}[(\theta_\alpha - \theta_\alpha^*)(\theta_\beta - \theta_\beta^*)] = \frac{(\hat{\mathcal{J}}^*)_{\alpha\beta}^{-1}}{n} + o_p(1/n),$$

under the setting of $O(n)$ priors, where we denote an expectation with respect to the population version of the posterior (27) as $\mathbf{E}_{\text{pos}}^0[\cdot]$. It should be noted that $\mathbf{E}_{\text{pos}}[\theta] = \theta^* + O_p(1/n)$ in our setting, but the error induced by replacing $\mathbf{E}_{\text{pos}}[\theta]$ by θ^* on the left-hand side of the formula (76) is on the order of $O_p(1/n^2)$. The same is also true in (77).

Sandwiched representation of frequencist covariance. Based on the equation (74) for the MAP estimate, we can derive an asymptotic representation of frequencist covariance under the setting of $O(n)$ priors. It is a straightforward generalization of the classical result on the MLE, which corresponds to $\Lambda = 0$. First, using the frequencist central limit theorem under the IID assumption of X_i s, we obtain

$$(78) \quad \frac{1}{\sqrt{n}} \sum_{i=1}^n \frac{\partial}{\partial \theta_\alpha} \{ \ell(X_i; \theta) + \Lambda \log \tilde{p}(\theta) \} \Big|_{\theta=\theta_0^*} \sim N(0, \mathcal{I}^*),$$

using (71) and (73).

On expanding the left hand side of the equation (74) around θ_0^* and transposing a term, we obtain

$$(79) \quad \begin{aligned} & \frac{1}{\sqrt{n}} \sum_{i=1}^n \frac{\partial}{\partial \theta_\alpha} \{ \ell(X_i; \theta) + \Lambda \log \tilde{p}(\theta) \} \Big|_{\theta=\theta_0^*} \\ &= -\frac{1}{n} \sum_{\beta=1}^k \left[\frac{\partial^2}{\partial \theta_\alpha \partial \theta_\beta} \left\{ \sum_{i=1}^n \{ \ell(X_i; \theta) + \Lambda \log \tilde{p}(\theta) \} \right\} \Big|_{\theta=\theta_0^*} \sqrt{n}(\theta^* - \theta_0^*)_\beta \right] + o_p(1). \end{aligned}$$

On taking the variance of both sides of (79) using (78), the frequencist covariance of θ^* is computed as

$$\text{Cov}_X[(\theta^* - \theta_0^*)_\alpha, (\theta^* - \theta_0^*)_\beta] = \frac{1}{n} \sum_{\gamma, \gamma'=1}^k (\mathcal{J}^*)_{\alpha\gamma}^{-1} \mathcal{I}_{\gamma\gamma'}^* (\mathcal{J}^*)_{\gamma'\beta}^{-1} + o(1/n).$$

Thus, for arbitrary statistics $A(\theta)$ and $B(\theta)$, the delta method gives us

$$\text{Cov}_X[A(\theta^*), B(\theta^*)] = \frac{1}{n} \sum_{\alpha, \beta=1}^k \sum_{\gamma, \gamma'=1}^k (\mathcal{J}^*)_{\alpha\gamma}^{-1} \mathcal{I}_{\gamma\gamma'}^* (\mathcal{J}^*)_{\gamma'\beta}^{-1} \frac{\partial A}{\partial \theta_\alpha} \Big|_{\theta=\theta_0^*} \frac{\partial B}{\partial \theta_\beta} \Big|_{\theta=\theta_0^*} + o(1/n).$$

On substituting population versions \mathcal{I}^* and \mathcal{J}^* with empirical versions $\hat{\mathcal{I}}^*$ and $\hat{\mathcal{J}}^*$, and using the empirical values of the partial derivatives of A and B , we obtain

$$(80) \quad \text{Cov}_X[A(\theta^*), B(\theta^*)] = \frac{1}{n} \sum_{\alpha, \beta=1}^k \sum_{\gamma, \gamma'=1}^k (\hat{\mathcal{J}}^*)_{\alpha\gamma}^{-1} \hat{\mathcal{I}}_{\gamma\gamma'}^* (\hat{\mathcal{J}}^*)_{\gamma'\beta}^{-1} \frac{\partial A}{\partial \theta_\alpha} \Big|_{\theta=\theta^*} \frac{\partial B}{\partial \theta_\beta} \Big|_{\theta=\theta^*} + o_p(1/n).$$

In our settings, $\mathbf{E}_{\text{pos}}[\theta] = \theta^* + O_p(1/n)$, but the error caused by the substitution of θ^* with $\mathbf{E}_{\text{pos}}[\theta]$ on the left-hand side of (80) is shown to be on the order of $O_p(1/n^2)$. We then obtain

$$(81) \quad \text{Cov}_X[\mathbf{E}_{\text{pos}}[A], \mathbf{E}_{\text{pos}}[B]] = \frac{1}{n} \sum_{\alpha, \beta=1}^k \sum_{\gamma, \gamma'=1}^k (\hat{\mathcal{J}}^*)_{\alpha\gamma}^{-1} \hat{\mathcal{I}}_{\gamma\gamma'}^* (\hat{\mathcal{J}}^*)_{\gamma'\beta}^{-1} \frac{\partial A}{\partial \theta_\alpha} \Big|_{\theta=\theta^*} \frac{\partial B}{\partial \theta_\beta} \Big|_{\theta=\theta^*} + o_p(1/n).$$

Frequencist covariance formula in the settings of $O(n)$ priors. On expanding (46) around θ^* and using (77), we obtain

$$\begin{aligned} & \text{Cov}_{\text{pos}}[A(\theta), \ell(X_i; \theta) + \Lambda \log \tilde{p}(\theta)] \\ &= \text{Cov}_{\text{pos}} \left[\sum_{\alpha=1}^k \frac{\partial A}{\partial \theta_\alpha} \Big|_{\theta=\theta^*} (\theta - \theta^*)_\alpha, \sum_{\beta=1}^k \left\{ \frac{\partial}{\partial \theta_\beta} \ell(X_i; \theta) + \Lambda \log \tilde{p}(\theta) \right\} \Big|_{\theta=\theta^*} (\theta - \theta^*)_\beta \right] + o_p(1/n) \\ &= \frac{1}{n} \sum_{\alpha, \beta=1}^k \frac{\partial A}{\partial \theta_\alpha} \Big|_{\theta=\theta^*} \left\{ \frac{\partial}{\partial \theta_\beta} \ell(X_i; \theta) + \Lambda \log \tilde{p}(\theta) \right\} \Big|_{\theta=\theta^*} (\hat{\mathcal{J}}^*)_{\alpha\beta}^{-1} + o_p(1/n). \end{aligned}$$

Let us substitute this into (47) and use the definition (75), then we have

$$\begin{aligned}\hat{\Sigma}_{AB}^{**} &= \sum_{i=1}^n \text{Cov}_{\text{pos}}[A(\theta), \ell(X_i; \theta) + \Lambda \log \tilde{p}(\theta)] \text{Cov}_{\text{pos}}[B(\theta), \ell(X_i; \theta) + \Lambda \log \tilde{p}(\theta)] \\ &= \frac{1}{n} \sum_{\alpha, \beta=1}^k \sum_{\gamma, \gamma'=1}^k (\hat{\mathcal{J}}^*)_{\alpha\gamma}^{-1} \hat{\mathcal{I}}_{\gamma\gamma'}^* (\hat{\mathcal{J}}^*)_{\gamma'\beta}^{-1} \left. \frac{\partial A}{\partial \theta_\alpha} \right|_{\theta=\theta^*} \left. \frac{\partial B}{\partial \theta_\beta} \right|_{\theta=\theta^*} + o_p(1/n),\end{aligned}$$

which coincides with (81).

B.3. Effect of the centering and inconsistency of (9) with $O(n)$ priors. In the above, we argued that the frequencist covariance formulae (8) and (47) are correct in the order of $o_p(1/n)$ under the setting of $O(n)$ priors. Now, we investigate the order of the change from the simplified version (9) to the original version (8) in the strength Λ of the prior and sample size n .

Let us start from (48) and rewrite it as

$$(82) \quad \text{Cov}_{\text{pos}} \left[A(\theta), \sum_{i=1}^n \ell(X_i; \theta) \right] = -n\Lambda \text{Cov}_{\text{pos}}[A(\theta), \log \tilde{p}(\theta)] + o_p(1).$$

Then, a cross term in (47) is evaluated as

$$\begin{aligned}(83) \quad & \sum_{i=1}^n \text{Cov}_{\text{pos}}[A(\theta), \ell(X_i; \theta)] \text{Cov}_{\text{pos}}[B(\theta), \Lambda \log \tilde{p}(\theta)] \\ &= \Lambda \text{Cov}_{\text{pos}} \left[A(\theta), \sum_{i=1}^n \ell(X_i; \theta) \right] \text{Cov}_{\text{pos}}[B(\theta), \log \tilde{p}(\theta)] \\ &= \left\{ -\Lambda^2 n \text{Cov}_{\text{pos}}[A(\theta), \log \tilde{p}(\theta)] + o_p(1) \right\} \text{Cov}_{\text{pos}}[B(\theta), \log \tilde{p}(\theta)],\end{aligned}$$

where the $o_p(1)$ term in $\{ \}$ is $O(\Lambda)$. Another cross term, where the role of $A(\theta)$ and $B(\theta)$ is reversed, is also evaluated in a similar way. On the other hand, the fourth term that does not contains the likelihood is evaluated as

$$\begin{aligned}(84) \quad & \sum_{i=1}^n \text{Cov}_{\text{pos}}[A(\theta), \Lambda \log \tilde{p}(\theta)] \text{Cov}_{\text{pos}}[B(\theta), \Lambda \log \tilde{p}(\theta)] \\ &= \Lambda^2 n \text{Cov}_{\text{pos}}[A(\theta), \log \tilde{p}(\theta)] \text{Cov}_{\text{pos}}[B(\theta), \log \tilde{p}(\theta)].\end{aligned}$$

On calculating $2 \times (83) + (84)$ and adding it to (9), we have

$$\begin{aligned}\hat{\Sigma}_{AB}^{**} &= \sum_{i=1}^n \text{Cov}_{\text{pos}}[A(\theta), \ell(X_i; \theta)] \text{Cov}_{\text{pos}}[B(\theta), \ell(X_i; \theta)] \\ &\quad - \Lambda^2 n \text{Cov}_{\text{pos}}[A(\theta), \log \tilde{p}(\theta)] \text{Cov}_{\text{pos}}[B(\theta), \log \tilde{p}(\theta)] + o_p(1/n).\end{aligned}$$

When we focus on the order in Λ , the above formula indicates that the difference between $\hat{\Sigma}_{AB}^{**}$ and $\hat{\Sigma}_{AB}$ is $O_p(\Lambda^2)$, when we ignore $o_p(1/n)$ contributions. This means that the difference between $\hat{\Sigma}_{AB}^{**}$ given by (8) and $\hat{\Sigma}_{AB}$ is also $O_p(\Lambda^2)$. It is different from $O_p(\Lambda)$, which might be expected.

However, when we focus on the order in n , the difference between $\hat{\Sigma}_{AB}^{**}$ and $\hat{\Sigma}_{AB}$ is $O_p(1/n)$, because both $\text{Cov}_{\text{pos}}[A(\theta), \log \tilde{p}(\theta)]$ and $\text{Cov}_{\text{pos}}[B(\theta), \log \tilde{p}(\theta)]$ are on the order of $O_p(1/n)$ for generic statistics A and B .

These results suggest that the difference between (9) and (8) is only relevant for highly informative priors. The majority of the effect of the informative priors is already contained in a simplified form (9) through the

definition of the posterior covariance. From another perspective, however, the same result also indicates that the difference between (8) and (9) is on the order of $O_p(1/n)$, while (8) and (9) are also on the order of $O_p(1/n)$. This means that n times (9) is not a consistent estimator of n times the frequencist covariance under the setting of $O(n)$ priors, when we consider the limit of $n \rightarrow \infty$.

B.4. Model selection.

Bias correction term of WAIC. Finally, we touch on related issues in the model selection. As discussed in Vehtari et al. (2017) and Ninomiya (2021), WAIC is not an unbiased estimator of the predictive loss under the setting of $O_p(n)$ prior. Iba and Yano (2022) proposed a modification

$$(85) \quad \begin{aligned} & \sum_{i=1}^n \text{Cov}_{\text{pos}} \left[\ell(X_i; \theta), \ell(X_i; \theta) + \frac{1}{n} \log p(\theta) \right] \\ &= \sum_{i=1}^n \text{Cov}_{\text{pos}} [\ell(X_i; \theta), \ell(X_i; \theta) + \Lambda \log \tilde{p}(\theta)] \end{aligned}$$

of the bias correction term of WAIC, so as to provide a unbiased estimator up to the order of $o_p(1)$ under the setting of $O(n)$ priors; it has the form of the bias correction term of PCIC (Iba and Yano (2023, 2022)), and can also be considered an analog of the form (47) of the frequencist covariance formula. In Iba and Yano (2022), the Gibbs predictive loss for a specific example is discussed, but it is generalized to the predictive loss and also other models including singular models.

However, the difference of (85) and the bias correction term of WAIC

$$(86) \quad \sum_{i=1}^n \text{Var}_{\text{pos}} [\ell(X_i; \theta)] = \sum_{i=1}^n \text{Cov}_{\text{pos}} [\ell(X_i; \theta), \ell(X_i; \theta)]$$

is usually small, except that the effect of the informative prior is very strong. To explain this, we argue that the difference between (85) and (86) is on the order of $O(\Lambda^2)$. If we set $A(\theta) = \Lambda \log \tilde{p}(\theta)$ in (82), we can express the difference of (85) and (86) as

$$\begin{aligned} \text{Cov}_{\text{pos}} \left[\sum_{i=1}^n \ell(X_i; \theta), \Lambda \log \tilde{p}(\theta) \right] &= -n\Lambda \text{Cov}_{\text{pos}} [\Lambda \log \tilde{p}(\theta), \log \tilde{p}(\theta)] + o_p(1) \\ &= -\Lambda^2 n \text{Var}_{\text{pos}} [\log \tilde{p}(\theta)] + o_p(1), \end{aligned}$$

which gives us the desired result.

The difference between TIC and WAIC in regular models is usually on the order of $O(\Lambda)$ under the setting of $O(n)$ priors. Combined with the above result, this indicates that a considerable amount of the effect of the prior is already contained in the bias correction term of WAIC through the definition of the posterior variance.

Remark 9. The relations (48) and (82) for the general $A(\theta)$ does not hold in singular models. However, we conjecture that a specialized form of (48)

$$\begin{aligned} \text{Cov}_{\text{pos}} \left[\ell(X_j; \theta), \sum_{i=1}^n \{ \ell(X_i; \theta) + \Lambda \log \tilde{p}(\theta) \} \right] &= o_p(1), \\ \text{Cov}_{\text{pos}} \left[\log \tilde{p}(\theta), \sum_{i=1}^n \{ \ell(X_i; \theta) + \Lambda \log \tilde{p}(\theta) \} \right] &= o_p(1) \end{aligned}$$

will hold for singular models, and it is sufficient to show that the difference between (85) and (86) is $O_p(\Lambda^2)$.

A view from information matrices. In the above derivation, we directly treat the problem in a posterior covariance form and do not use expansion with parameters; hence, we do not use information matrices. Here we briefly discuss it from the perspective of modifications in information matrices.

Let us consider the population version for simplicity. We define a set of modified information matrices \mathcal{I}^\dagger and \mathcal{J}^\dagger as

$$\mathcal{I}_{\alpha\beta}^\dagger = \mathbf{E}_X \left[\frac{\partial}{\partial \theta_\alpha} \ell(X; \theta) \Big|_{\theta=\theta_0^*} \frac{\partial}{\partial \theta_\beta} \ell(X; \theta) \Big|_{\theta=\theta_0^*} \right],$$

$$\mathcal{J}_{\alpha\beta}^\dagger = -\mathbf{E}_X \left[\frac{\partial^2}{\partial \theta_\alpha \partial \theta_\beta} \ell(X; \theta) \Big|_{\theta=\theta_0^*} \right].$$

They have the same form as the usual information matrices \mathcal{I} and \mathcal{J} but defined around $\theta = \theta_0^*$ instead of $\theta = \theta_0$.

After some computation, we obtain

$$\mathcal{I}_{\alpha\beta}^* = \mathcal{I}_{\alpha\beta}^\dagger - \Lambda^2 \frac{\partial}{\partial \theta_\alpha} \log \tilde{p}(\theta) \Big|_{\theta=\theta_0^*} \frac{\partial}{\partial \theta_\beta} \log \tilde{p}(\theta) \Big|_{\theta=\theta_0^*},$$

and we can directly obtain

$$\mathcal{J}_{\alpha\beta}^* = \mathcal{J}_{\alpha\beta}^\dagger - \Lambda \frac{\partial^2}{\partial \theta_\alpha \partial \theta_\beta} \log \tilde{p}(\theta) \Big|_{\theta=\theta_0^*}.$$

These results show that the difference between \mathcal{I}^* and \mathcal{I}^\dagger is on the order of $O(\Lambda^2)$, while the difference between \mathcal{J}^* and \mathcal{J}^\dagger is on the order of $O(\Lambda)$.

Using a Taylor expansion with the parameters, we can show that the difference between PCIC with a bias correction term (85) and TIC is given by the following modifications: (1) change from $\hat{\theta}$ to θ^* , (2) change from $\hat{\mathcal{J}}^\dagger$ to $\hat{\mathcal{J}}^*$, and (3) change from $\hat{\mathcal{I}}^\dagger$ to $\hat{\mathcal{I}}^*$, where $\hat{\mathcal{I}}^\dagger$ and $\hat{\mathcal{J}}^\dagger$ are empirical versions of \mathcal{I}^\dagger and \mathcal{J}^\dagger defined around the MAP estimate $\theta = \theta^*$. The effect of (1) and (2) is already contained in the bias correction term (86) of WAIC; it is automatically included through the definition of the posterior means. Thus, the modification caused by (3) is the only source of the difference between WAIC and PCIC; it is of the order of $O(\Lambda^2)$, as indicated by the above argument.