

Subleading power corrections for event shape variables in e^+e^- annihilation

Luca Buonocore^(a,b), Massimiliano Grazzini^(a),
Flavio Guadagni^(a), and Luca Rottoli^(a)

^(a)Physik Institut, Universität Zürich, CH-8057 Zürich, Switzerland

^(b)CERN, Theoretical Physics Department, CH-1211 Geneve 23, Switzerland

Abstract

We consider subleading power corrections to event shape variables in e^+e^- collisions at the first order in the QCD coupling α_S . We start from the jettiness variable τ_2 and the y_{23} resolution variable for the k_T jet clustering algorithm and we analytically compute the corresponding cumulative cross section. We investigate the origin of the different power suppressed contributions in the two-jet limit and trace it back to their different coverage of the phase space. We extend our analysis to the case of thrust and of the C -parameter, and we finally discuss a class of observables that depend on a continuous parameter giving different weight to central and forward emissions and we evaluate the corresponding subleading power corrections.

arXiv:2311.12768v1 [hep-ph] 21 Nov 2023

1 Introduction

Event shapes and jet rates have been extensively studied in e^+e^- collisions (see e.g. Ref. [1] and references therein). The former measure geometrical properties of the final-state hadronic energy flow, while the latter allow us to *count* the number of jets, thereby providing access to the underlying partonic structure of the hadronic event. Since jet rates always depend on a resolution parameter, they can themselves be used to define event shape variables.

The value of a given event shape encodes in a continuous fashion, for example, the transition from pencil-like two-jet events to planar three-jet events or to events with a spherical distribution of hadron momenta. For this reason, event shapes were already widely used in early studies of strong interactions. Being infrared (IR) safe by construction, event shapes and jet rates can be computed order by order in perturbation theory, and can in turn be used to measure the QCD coupling α_S . More generally, these observables are also relevant in studies of the interplay between perturbative and non-perturbative QCD.

In this paper we focus on event shape variables that are non-zero in three-jet configurations. We generically denote an event shape variable (that we assume to be properly normalised to make it dimensionless) as r , such that the two-jet limit corresponds to $r \rightarrow 0$. The differential cross section in this limit receives large logarithmic contributions that need to be resummed to all orders. Such resummation has been extensively studied [2–15] at leading power, and observable-independent formulations of the resummation program do exist [16–20].

The *next-to-leading power* contributions in the $r \rightarrow 0$ limit have received less attention, and only recently they have started to be systematically investigated [21–25]. Besides helping us to improve our understanding of perturbative QCD, the study of power suppressed contributions is important when the observable is used as resolution variable to set up higher order computations with *non-local subtraction* or *slicing* schemes [26–30].

In this paper we study subleading power corrections for several different event shape variables. We start from the jettiness τ_2 [28] and y_{23} resolution variable for the k_T jet clustering algorithm [31]. We compute the necessary ingredients to use them as slicing variables to evaluate generic $e^+e^- \rightarrow 2$ jet observables at next-to-leading order (NLO). We show that while the linear power corrections for jettiness are logarithmically-enhanced, those for y_{23} are not. We also contrast the behavior of τ_2 and y_{23} with that of a toy variable k_T^{FSR} , which can be defined at NLO as the transverse momentum of the gluon with respect to the quark-antiquark pair. Then, we analytically compute the cumulative cross section for these observables, and discuss the origin of the different behavior of power corrections, which is traced back to the different way in which the phase space is covered by these variables. We then move to the thrust [32] and C -parameter [33–35], evaluating the corresponding power corrections and discussing their origin. We finally consider a variable r_b depending on a continuous parameter b that gives different weight to central and forward emissions along the relevant collinear direction, and we compute the ensuing subleading power corrections.

The paper is organised as follows. In Sect. 2 we introduce our notation and discuss the implementation of k_T^{FSR} , τ_2 and y_{23} as resolution variables. In Sect. 3 we carry out our analytical study. We first compute the cumulative cross section for k_T^{FSR} (Sect. 3.1), τ_2 (Sect. 3.2) and

y_{23} (Sect. 3.3) and in Sect. 3.4 we discuss their physical differences. Then in Sec. 3.5 we extend our discussion to the case of thrust and the C -parameter, and we finally study in Sect. 3.6 an observable that smoothly interpolates between thrust and y_{23} , evaluating the corresponding power corrections. In Sect. 4 we summarise our results. Analytical results for the NLO coefficients for τ_2 , y_{23} and k_T^{FSR} are provided in Appendix A, while the exact expression of the three-jet rate with the k_T jet clustering algorithm is reported in Appendix B.

2 Setup and preliminary investigations

We consider the inclusive production of hadrons in e^+e^- annihilation. The LO reaction at parton level is

$$e^+(p_a) + e^-(p_b) \rightarrow \gamma^*(q) \rightarrow q(p_1) + q(p_2), \quad (1)$$

where we limit ourselves to consider virtual photon exchange. At NLO the real emission reaction is

$$e^+(p_a) + e^-(p_b) \rightarrow \gamma^*(q) \rightarrow q(p_1) + q(p_2) + g(p_3). \quad (2)$$

The NLO cross section can be written as

$$\sigma_{\text{NLO}} = \int d\sigma^B + \int d\sigma^R + \int d\sigma^V \quad (3)$$

where $d\sigma^B$, $d\sigma^R$ and $d\sigma^V$ are the Born, real and virtual contributions, respectively. At NLO a slicing method based on a resolution variable r (that we assume to be suitably normalised to make it dimensionless) can be built up by rewriting Eq. (3) as

$$\sigma_{\text{NLO}} = \int d\sigma^R \theta(r - v) + \left(\int d\sigma^R \theta(v - r) + \int d\sigma^V + \int d\sigma^B \right). \quad (4)$$

In Eq. (4) we have split the real contribution into a contribution above and a contribution below a small cut v , using a generic resolution variable r . The first term in Eq. (4) is finite and can be evaluated in $d = 4$ dimensions, while the second term can be evaluated in the small v limit through suitable approximations of the phase space and of the real matrix element in the IR limits. More precisely, one can start from the evaluation of the collinear contributions, and then proceed to add the soft contribution, after subtraction of the soft-collinear terms (see e.g. Ref. [36]). Eventually the IR poles from the real contribution below the cut cancel out with those in the virtual contribution and we can write

$$\begin{aligned} \int d\sigma^R \theta(v - r) + \int d\sigma^V + \int d\sigma^B &= \\ &= \int d\sigma^B \left(1 + \frac{\alpha_S(\mu_R)}{\pi} (A_r \ln^2 v + B_r \ln v + C_r + \mathcal{O}(v^p)) \right). \end{aligned} \quad (5)$$

The explicit form of the coefficients A_r , B_r and C_r depends on the choice of the resolution variable r , and, in general, also on the Born kinematics. The power suppressed terms can be neglected if v is sufficiently small. Their structure depends on the observable and we anticipate

that they can be logarithmically enhanced.

In the following we will focus on two resolution variables, the 2-jettiness variable τ_2 [28] and the y_{23} resolution variable with the k_T algorithm [31]. For an event with n final-state partons with momenta $p_1, p_2 \dots p_n$ the definition of τ_2 is

$$\tau_2 = \sum_{k=1}^n \min \left\{ \frac{2p_k \cdot q_1}{Q^2}, \frac{2p_k \cdot q_2}{Q^2} \right\} \quad (6)$$

and depends on the choice of the jet axes q_1 and q_2 . In this paper q_1 and q_2 are defined by using the JADE clustering algorithm¹ [37, 38]. Alternative definitions [21] directly identify τ_2 with the thrust variable [32], that we will consider in Sec. 3.5. The variable y_{23} is instead defined as follows. We introduce the distance measure d_{ij} for the k_T algorithm as

$$d_{ij} = \frac{2 \min\{E_i^2, E_j^2\}(1 - \cos \theta_{ij})}{Q^2}, \quad (7)$$

where E_i and θ_{ij} are energies and angular separations defined in the e^+e^- centre-of-mass frame. The pair with the smallest d_{ij} is clustered and replaced with a pseudo-particle with momentum $p_i + p_j$ and the procedure is repeated until all remaining d_{ij} are larger than some value y_{cut} . The variable y_{23} is defined as the maximum value of y_{cut} for which the event has three jets. In the NLO case in which only three partons are present, we simply have

$$y_{23} = \min\{d_{12}, d_{13}, d_{23}\}. \quad (8)$$

More generally, we are interested in observables $r(\{p_i\}, k)$ whose dependence on the momentum of a single soft emission of momentum k , collinear to one of the hard legs of the Born events, can be parametrised as

$$r(\{p_i\}, k) = \left(\frac{k_t^{(\ell)}}{Q} \right)^a e^{-b_\ell \eta^{(\ell)}}, \quad (9)$$

where $\{p_i\}$ are the Born momenta and $k_t^{(\ell)}$ and $\eta^{(\ell)} (\geq 0)$ denote the transverse momentum and rapidity of k with respect to the leg ℓ . It is easy to show that τ_2 corresponds to the case $a = 1, b = 1$, while y_{23} corresponds to $a = 2, b = 0$. In order to have an homogeneous scaling in $k_t^{(\ell)}$, in the following we will use $\tilde{y}_{23} \equiv \sqrt{y_{23}}$. By limiting ourselves to NLO we can also consider the variable

$$k_T^{\text{FSR}} = \sqrt{\frac{2(p_1 \cdot p_3)(p_2 \cdot p_3)}{p_1 \cdot p_2}} \quad (10)$$

which represents the transverse momentum of the parton with momentum p_3 in the frame in which p_1 and p_2 are back to back. We have evaluated the NLO coefficients A_r , B_r and C_r in Eq. (5) necessary to carry out the NLO calculation of arbitrary 2-jet observables by using Eq. (4) for the resolution variables τ_2 , \tilde{y}_{23} and $x_T^{\text{FSR}} \equiv k_T^{\text{FSR}}/Q$. The corresponding results are reported in Appendix A. We can test the quality of the slicing procedure, or, equivalently, the

¹We have verified that up to NLO the same clustering history and jet axes are obtained adopting the k_T algorithm with the distances defined as in Eq. (7).

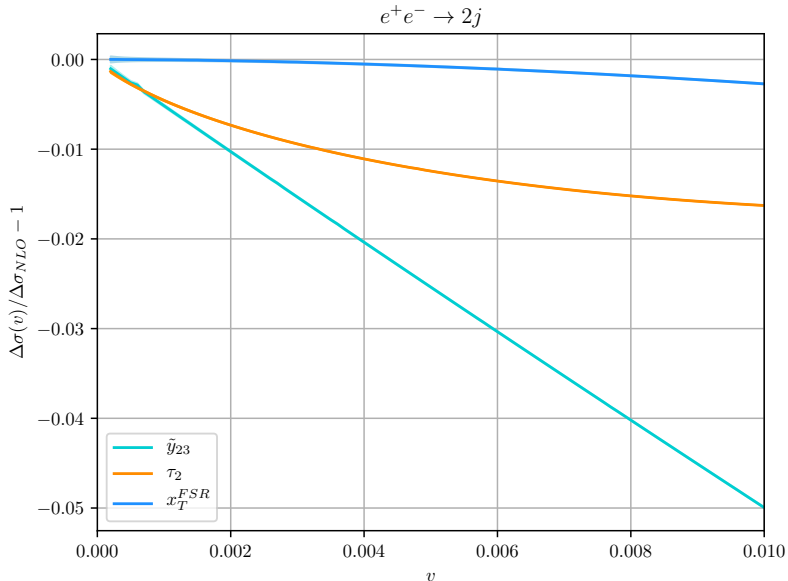


Figure 1: Comparison of power suppressed contributions for τ_2 , \tilde{y}_{23} and x_T^{FSR}

size of power corrections, by plotting the relative deviation of the NLO correction $\Delta\sigma_{\text{NLO}}$ from its exact result (see e.g. Ref. [39]) as a function of v . This is shown in Fig. 1.

We see that the smallest power corrections are those of the x_T^{FSR} variable, for which the v behavior is consistent with a quadratic dependence. This is somewhat expected, since this variable strongly resembles the transverse momentum of a colourless system in hadronic collisions². The power corrections for the variable τ_2 are consistent with a logarithmically-enhanced linear behavior. This could have been expected from the known behaviour of the thrust observable [42], which is equivalent to τ_2 to leading power³. On the contrary the \tilde{y}_{23} variable, which represents an effective transverse momentum in the final-state splitting, features purely linear power corrections. These results are consistent with what observed in Ref. [30] in the more complicated case of hadronic collisions. In the following we will check these results through explicit analytic computations, and we will investigate the origin of the different behavior of power corrections.

3 The calculation

We now focus on the real emission contribution $d\sigma^R$. The three-parton phase space is spanned by five independent variables that can be chosen as three Euler angles and two of the three energy fractions

$$x_i = \frac{2p_i \cdot Q}{Q^2}, \quad Q = p_a + p_b \quad (11)$$

²An e^+e^- observable with a similar behavior [40] is Energy-Energy correlation (EEC) [41].

³We note, however, that the subleading power corrections for τ_2 and thrust are different, see Sect. 3.5.

that fulfill the energy conservation constraint $x_1 + x_2 + x_3 = 2$. The variables that we are going to consider are independent of the angles, and, therefore, we can focus on the variables x_1 and x_2 , whose physical region correspond to the triangle delimited by the lines $x_2 = 1 - x_1$, $x_1 = 1$ and $x_2 = 1$ in the (x_1, x_2) plane. In terms of these variables the resolved real contribution to the cross section, first term of Eq. (4), can be written as

$$\sigma_r^R(v) = \int d\sigma^R \theta(r - v) \equiv \sigma_0 \frac{\alpha_S}{2\pi} C_F R_r(v), \quad (12)$$

where

$$R_r(v) = \int_0^1 dx_1 \int_{1-x_1}^1 dx_2 f(x_1, x_2) \theta(r(x_1, x_2) - v). \quad (13)$$

In Eq. (12) $C_F = (N_c^2 - 1)/(2N_c)$ (with N_c the number of colours), σ_0 is the LO cross section

$$\sigma_0 = \frac{4\pi\alpha^2 N_c \sum_q e_q^2}{Q^2}, \quad (14)$$

where the sum is over the quarks q with charge e_q and α is the QED coupling. The function

$$f(x_1, x_2) = \frac{x_1^2 + x_2^2}{(1 - x_1)(1 - x_2)} \quad (15)$$

in Eq. (13) represents, up to an overall normalisation, the matrix element squared for the process in Eq. (2). We recall that the collinear limit $p_3 \parallel p_1$ corresponds to $x_2 = 1$, while the collinear limit $p_3 \parallel p_2$ corresponds to $x_1 = 1$. The soft limit $x_3 \rightarrow 0$ is reached in the corner $x_{1,2} \rightarrow 1$.

In the case of three partons relevant at NLO, assuming $s_{ij} < s_{ik}, s_{jk}$ the jettiness τ_2 variable can be simply written as

$$\tau_2 = x_k(1 - x_k) \quad (16)$$

where (i, j, k) is an arbitrary permutation of $(1, 2, 3)$. We also have

$$d_{ij} = \frac{\min\{x_i^2, x_j^2\}}{x_i x_j} (1 - x_k) \quad (17)$$

and

$$x_T^{\text{FSR}} = \sqrt{\frac{(1 - x_1)(1 - x_2)}{x_1 + x_2 - 1}}. \quad (18)$$

It is interesting to study the regions in the (x_1, x_2) plane encompassed by the conditions $r > v$ for the three variables, which are shown in Fig. 2.

We see that the region $\tau_2 > v$ is a triangle, which cuts away the singular regions $x_1 \sim 1$ and $x_2 \sim 1$ but also a stripe along the line $x_2 = 1 - x_1$. The region $\tilde{y}_{23} > v$ is “larger”, better covering the non-singular region, with quadratic boundaries in x_1 and x_2 . The best coverage of the phase space is obtained with the variable x_T^{FSR} , which, in particular, fully covers the non singular region around $x_2 = 1 - x_1$. We can therefore interpret the results in Sec. 2 as follows.

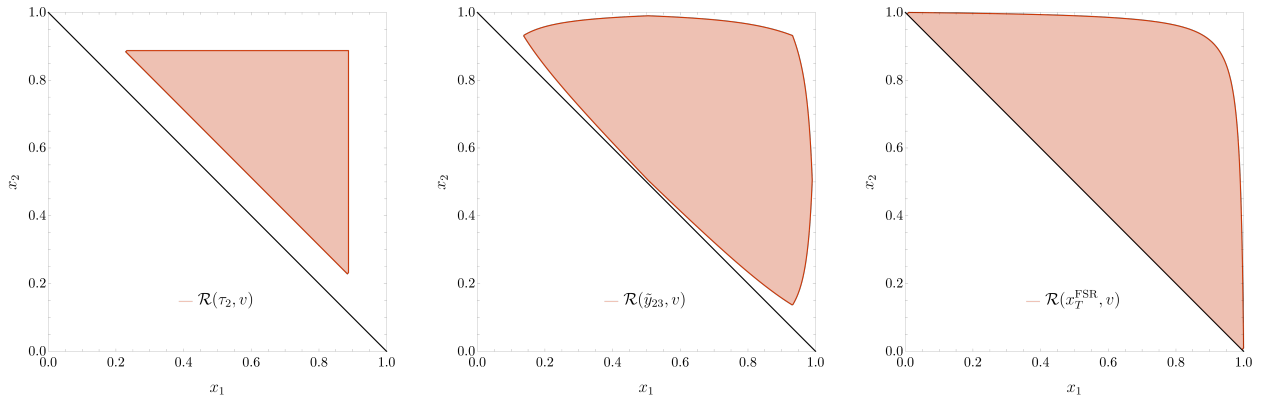


Figure 2: Regions in the $x_1 - x_2$ plane corresponding to the condition $r > v = 1/10$ for the variables τ_2 (left), \tilde{y}_{23} (central) and x_T^{FSR} (right).

When the variable x_T^{FSR} becomes small, we are really close to the singular limits of the matrix element, and the condition $x_T^{\text{FSR}} > v$ really cuts only the truly singular region of the (x_1, x_2) plane. In this respect, the variable \tilde{y}_{23} is less effective, since, in particular, part of the non singular region along the line $x_2 = 1 - x_1$ is also cut. A cut on the variable τ_2 cuts instead a linear stripe along the lines $x_2 = 1 - x_1$, $x_1 = 1$, $x_2 = 1$. This can be related to the different dependence on the rapidity of the emission, and, in particular, on the fact that $\tau_2 \sim k_T/Q e^{-\eta}$. Therefore, a cut $\tau_2 > v$ induces not only a minimum on the transverse momentum of the radiated parton but also a maximum on its rapidity.

3.1 The variable x_T^{FSR}

For the variable x_T^{FSR} the real contribution $R_{x_T^{\text{FSR}}}(v)$ can be computed exactly in a straightforward way and reads

$$R_{x_T^{\text{FSR}}}(v) = \frac{7}{2} + v^2 + (3 + 4v^2 + v^4) \ln \frac{v^2}{1 + v^2} - 2\text{Li}_2 \left(-\frac{1}{v^2} \right). \quad (19)$$

In the small- v limit we obtain

$$R_{x_T^{\text{FSR}}}(v) = 4 \ln^2 v + 6 \ln v + \frac{7}{2} + \frac{\pi^2}{3} + 4(2 \ln v - 1)v^2 + \mathcal{O}(v^4). \quad (20)$$

In this limit the function develops the customary double and single logarithmic contributions. We also see that, as expected, the power suppressed contributions are quadratic for this variable, consistently to what we have seen in Fig. 1.

3.2 The variable τ_2

We now move to the variable τ_2 . From now on, in order to simplify the calculations, we will exploit the symmetry under the exchange of the quark and antiquark momenta (corresponding to $x_1 \leftrightarrow x_2$) and consider only the integral in the region $x_2 > x_1$.

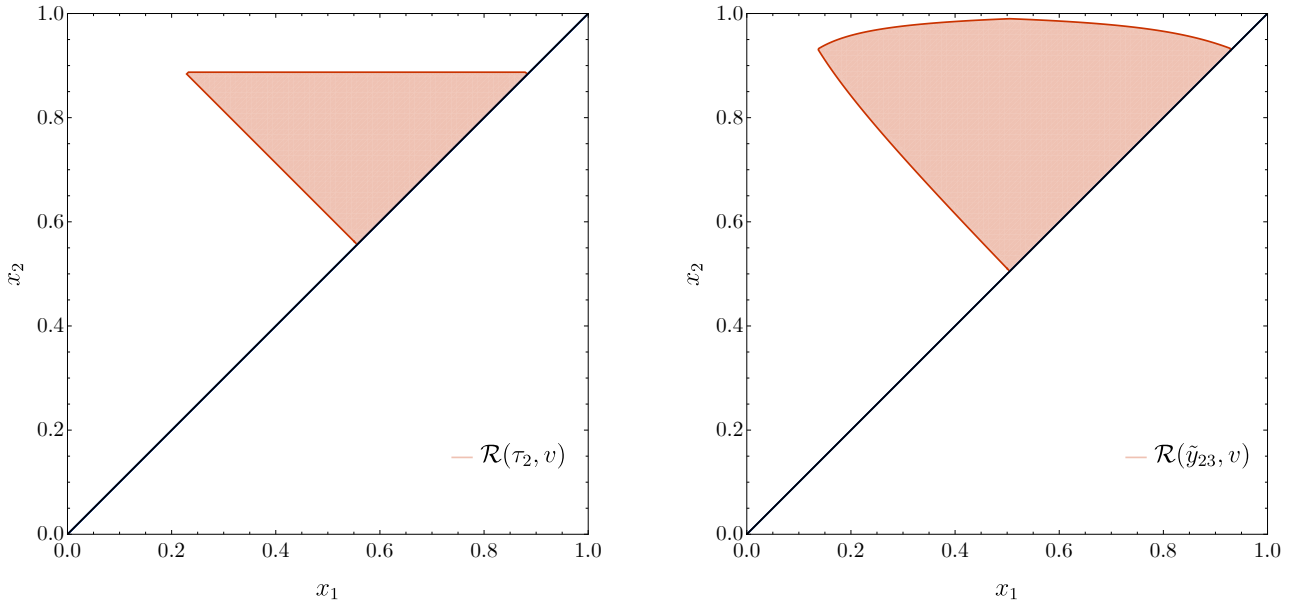


Figure 3: As in Fig. 2 with the additional constraint $x_2 > x_1$ for τ_2 (left) and \tilde{y}_{23} (right).

In the (x_1, x_2) plane, the cut $\tau_2 > v$ defines a triangular region as shown in the left panel of Fig. 3. A similar contour is obtained for the case of the thrust event shape [32], and also for the three-jet region defined by the JADE clustering algorithm [37]. We can extend our calculation for this class of observables by considering the following parametrisation of the region

$$\mathcal{R}(v) = \left\{ 2u < x_1 < \frac{1}{2}(1+u), 1-x_1+u < x_2 < 1-u \vee \frac{1}{2}(1+u) < x_1, x_1 < x_2 < 1-u \right\}, \quad (21)$$

where, for example, $u(v) = v$ for thrust and $u(v) = \frac{1}{2}(1 - \sqrt{1-4v}) = v + \mathcal{O}(v^2)$ for τ_2 . The real contribution is obtained by integrating the function $f(x_1, x_2)$ in the above region, namely

$$\begin{aligned} R_r(v) &= 2 \int_{\mathcal{R}(v)} dx_1 dx_2 f(x_1, x_2) \\ &= \frac{5}{2} - \frac{\pi^2}{3} + 2 \ln^2 \left(\frac{1-u}{u} \right) + (6u-3) \ln \left(\frac{1-2u}{u} \right) - 6u - \frac{9u^2}{2} + 4 \text{Li}_2 \left(\frac{u}{1-u} \right). \end{aligned} \quad (22)$$

We focus here on the case of 2-jettiness variable and postpone the discussion on thrust to Sec 3.5. For $r = \tau_2$ we have $u(v) = \frac{1}{2}(1 - \sqrt{1-4v})$ and

$$\begin{aligned} R_{\tau_2}(v) &= -\frac{11}{4} - \frac{\pi^2}{3} + 2 \ln^2 \left(\frac{2}{1-\sqrt{1-4v}} - 1 \right) - 3\sqrt{1-4v} \ln \left(\frac{2}{1-\sqrt{1-4v}} - 2 \right) \\ &\quad + \frac{9v}{2} + \frac{21}{4} \sqrt{1-4v} + 4 \text{Li}_2 \left(-\frac{2v + \sqrt{1-4v} - 1}{2v} \right) \\ &= 2 \ln^2 v + 3 \ln v + \frac{5}{2} - \frac{\pi^2}{3} + v(7 + 2 \ln v) + v^2(5 + 6 \ln v) + \mathcal{O}(v^3). \end{aligned} \quad (23)$$

We notice that the subleading power correction is linear and is logarithmically-enhanced, consistently to what we have observed in Fig. 1.

3.3 The variable \tilde{y}_{23}

A similar analysis can be carried for \tilde{y}_{23} . The region $\tilde{y}_{23} > v$ is given by (see right panel of Fig. 3)

$$\mathcal{R}(\tilde{y}_{23}; v) = \left\{ \frac{v}{2}\sqrt{8+v^2} - \frac{v^2}{2} < x_1 < \frac{1}{2} + \frac{v^2}{2}, 1 - x_1 + v^2 \frac{1-x_1}{x_1-v^2} < x_2 < 1 - v^2 \frac{1-x_1}{x_1-v^2}, \right. \\ \left. \vee \frac{1}{2} + \frac{v^2}{2} < x_1 < 1 - \frac{v}{4}\sqrt{8+v^2} + \frac{v^2}{4}, x_1 < x_2 < \frac{3}{2} - \frac{x_1}{2} - \frac{1}{2}\sqrt{1+x_1(x_1-2+4v^2)} \right\}. \quad (24)$$

The integral can be computed analytically, but the final result (which corresponds to the LO 3-jet rate with the k_T algorithm) is less compact than that for τ_2 and is reported in App. B. To our knowledge, this result has never been presented in the literature. By expanding in v , we observe that the power correction is again linear in v , but does not contain any logarithmic enhancement:

$$R_{\tilde{y}_{23}}(v) = 4 \ln^2 v + 6 \ln v + \frac{5}{2} - \frac{\pi^2}{6} + 6 \ln 2 + \left(4 \ln(1+\sqrt{2}) - 8\sqrt{2}\right) v + (5 - 18 \ln 2 - 8 \ln v) v^2 + \mathcal{O}(v^3). \quad (25)$$

The first occurrence of a logarithmically-enhanced term appears at $\mathcal{O}(v^2)$.

3.4 Comparison between τ_2 and \tilde{y}_{23}

Although we could perform the two calculations analytically, thereby obtaining the full tower of power corrections at order α_S , this analysis does not shed light on the physical origin of the power corrections nor on the observed difference between the two cases. To gain further insight, we compare the regions $\mathcal{R}(\tau_2; v)$ and $\mathcal{R}(\tilde{y}_{23}; v)$ associated with the two variables for the same value of the parameter v . The situation is illustrated in Fig. 4. We observe that the region $\mathcal{R}(\tau_2; v)$ is included in $\mathcal{R}(\tilde{y}_{23}; v)$ and we focus on the region $\mathcal{D} = \mathcal{R}(\tilde{y}_{23}; v) \setminus \mathcal{R}(\tau_2; v)$ which is responsible for removing the logarithmically-enhanced linear power corrections present in the τ_2 variable. We further split the region \mathcal{D} into two subregions $\mathcal{D}^{(1)}$ and $\mathcal{D}^{(2)}$ by connecting the two corners by a straight line, whose equation is simply given by $1 - x_1/2 - x_2 = 0$, as shown in Fig. 4. We perform the integration over the two regions. The results expanded up to $\mathcal{O}(v)$ read

$$2 \int_{\mathcal{D}^{(1)}} dx_1 dx_2 f(x_1, x_2) = 2 \ln^2 v + 3 \ln v + \frac{\pi^2}{6} + 6 \ln 2 \\ + v \left(-7 - 8\sqrt{2} + 8 \ln(1+\sqrt{2}) \right) + \mathcal{O}(v^2), \quad (26)$$

and

$$2 \int_{\mathcal{D}^{(2)}} dx_1 dx_2 f(x_1, x_2) = -4v \ln(1+\sqrt{2}) - 2v \ln v + \mathcal{O}(v^2), \quad (27)$$

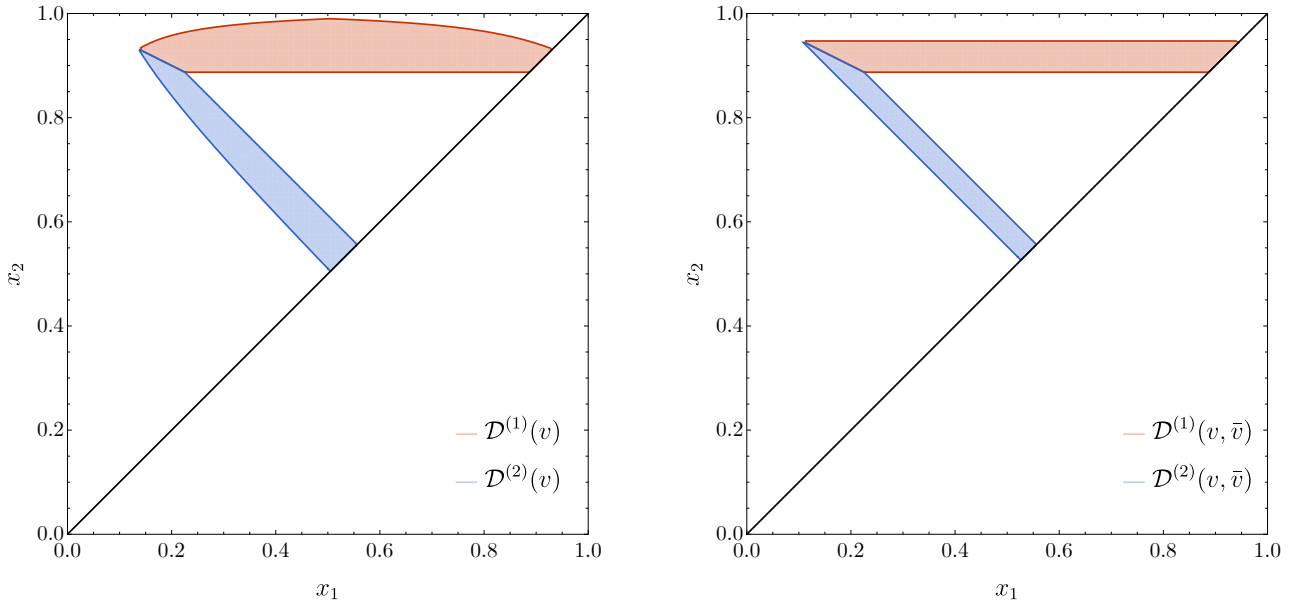


Figure 4: Regions $\mathcal{D}^{(1,2)}(v)$ (left) and $\mathcal{D}^{(1,2)}(v, \bar{v})$ (right) in the $x_1 - x_2$ plane.

respectively. The main result of the above analysis is that the logarithmically enhanced linear power correction comes entirely from the region $\mathcal{D}^{(2)}$, where, as expected, it appears with opposite sign with respect to the one present for the τ_2 variable. This region corresponds to physical configurations in which the gluon is hard and recoils against a collinear and/or soft quark-antiquark pair. In fact, we are far from configurations in phase space where the real matrix element develops IR singularities, and so the contribution stemming from this region is a pure power correction.

We now turn our attention to the matrix element and we consider its approximation in the singular limits. The only singular limit approached in the region $\mathcal{D}^{(2)}$ is the collinear limit $x_2 \rightarrow 1$, where the momentum of the gluon becomes parallel to the one of the quark. We perform, then, the integration over $\mathcal{D}^{(2)}$ of the matrix element in this limit, which implies replacing the function $f(x_1, x_2)$ in Eq. (15) with the leading term $f_{\text{coll}}^{(0)}(x_1, x_2)$ of the collinear expansion of the matrix element

$$f(x_1, x_2) = \frac{1 + x_1^2}{(1 - x_1)(1 - x_2)} - \frac{2}{1 - x_1} + \mathcal{O}(1 - x_2) \equiv f_{\text{coll}}^{(0)}(x_1, x_2) + f_{\text{coll}}^{(1)}(x_1, x_2) + \mathcal{O}(1 - x_2). \quad (28)$$

The result reads

$$2 \int_{\mathcal{D}^{(2)}} dx_1 dx_2 f_{\text{coll}}^{(0)}(x_1, x_2) = v \left(1 + 2 \ln 2 - 4 \ln \left(1 + \sqrt{2} \right) - 2 \ln v \right) + \mathcal{O}(v^2). \quad (29)$$

We observe that the collinear approximation of the matrix element is sufficient to correctly recover the logarithmically-enhanced linear power correction. Furthermore, we checked that this remains true also by setting $x_1 = 0$ in the expression of the collinear matrix element $f_{\text{coll}}^{(0)}$, i.e. by considering the limit in which the quark becomes soft.

The picture that emerges is that this contribution is a consequence of removing a phase

space region which is non-singular but extends itself into the collinear limits, because of the cut on τ_2 . By contrast, we notice that integrating down to the \tilde{y}_{23} contour does not lead to the appearance of a similar logarithmically-enhanced linear power correction. We associate this result to the fact that the phase space volume removed by imposing the cut on \tilde{y}_{23} scales quadratically with v whereas it scales linearly for the case of τ_2 . In turn, the different profile of the contour is a consequence of the different rapidity dependence of the variable in the collinear limit, i.e. the exponent b in Eq. (9). Before moving forward, we complete the above discussion repeating the same exercise replacing the $\mathcal{R}(\tilde{y}_{23}, v)$ region with another τ_2 region $\mathcal{R}(\tau_2, \bar{v})$ with $\bar{v} < v$, as shown in the right panel of Fig. 4. Performing the integration over the region $\mathcal{D}^{(2)}(v, \bar{v})$, we obtain

$$2 \int_{\mathcal{D}^{(2)}(v, \bar{v})} dx_1 dx_2 f(x_1, x_2) = 2\bar{v} \ln \bar{v} - 2v \ln v + \mathcal{O}(v^2, \bar{v}^2), \quad (30)$$

which is consistent with our expectation that this region is the one responsible for the logarithmically enhanced linear power correction.

In conclusion, we have shown that, for the case of τ_2 , the logarithmically-enhanced power correction is a pure phase space effect. The simplicity of this result is observable dependent, as we will discuss in the following section. In fact, one generally expects contributions to the power correction also stemming from the expansion of the real matrix element beyond the leading power. Nonetheless, we anticipate here that in the non-singular region close to the boundary $x_2 = 1 - x_1$ the collinear approximation of the matrix element is sufficient to capture the logarithmically-enhanced power correction also for the variables considered in the next section.

3.5 Thrust and C -parameter

In this section we will study the cases of thrust [32] and of C -parameter [33–35]. We start with thrust T and consider the observable $1 - T$. By using the energy fractions we can write

$$1 - T = \min\{1 - x_1, 1 - x_2, 1 - x_3\}. \quad (31)$$

The exact result for the cumulative cross section is given by Eq. (22) with $u(v) = v$, which reproduces the known result in the literature [42]. Expanding in v we obtain

$$R_{1-T}(v) = 2 \ln^2 v + 3 \ln v + \frac{5}{2} - \frac{\pi^2}{3} + 2v(2 - \ln(v)) - v^2 \left(\frac{7}{2} - 2 \ln v \right) + \mathcal{O}(v^3). \quad (32)$$

Comparing Eq. (32) with Eq. (23) we see that the expansion of $R_{\tau_2}(v)$ and $R_{1-T}(v)$ coincides at the leading power $\mathcal{O}(v^0)$, including the constant term. This is not unexpected, since these variables behave exactly in the same way in the relevant IR limits. However, the subleading power corrections are different, as the two variables start to depart from each other going beyond the soft and collinear approximations. In particular, the subleading power corrections are logarithmically enhanced in both cases but with a different coefficient. We have repeated the

analysis of Sect. 3.4 for thrust, studying the contribution to subleading power corrections from the regions $\mathcal{D}^{(1)}$ and $\mathcal{D}^{(2)}$. We find that, contrary to what happens for τ_2 , the subleading-power logarithmic term does not originate only from $\mathcal{D}^{(2)}$ but there is also a contribution from $\mathcal{D}^{(1)}$. As anticipated, the contribution from $\mathcal{D}^{(2)}$ can be obtained through a collinear approximation of the matrix element, extended into the non-singular region, and is identical to that of τ_2 . The contribution of $\mathcal{D}^{(1)}$ can be exactly obtained from a collinear approximation of the matrix element including both the leading and the next-to-leading power contributions⁴ $f_{\text{coll}}^{(0)}$ and $f_{\text{coll}}^{(1)}$ in Eq. (28), and, combined with the $\mathcal{D}^{(2)}$ contribution, leads to the result reported in Eq. (32). Our result and the associated interpretation of the origin of the logarithmically-enhanced subleading power correction for thrust is in perfect correspondence with the analysis performed in Ref. [21] in the SCET framework.

We now move to the case of the C -parameter. For final-state massless particles the C -parameter can be defined as

$$C = 3 - \frac{3}{2} \sum_{i,j} \frac{(p_i \cdot p_j)^2}{(p_i \cdot q)(p_j \cdot q)}. \quad (33)$$

The two-jet limit corresponds to $C \rightarrow 0$ and in this limit the C parameter and thrust are related by

$$C = 6(1 - T). \quad (34)$$

This relation holds up to next-to-leading logarithmic accuracy [8]. In the following we will consider the variable $c = C/6$ which can be written in terms of the energy fractions as

$$c = \frac{(1 - x_1)(1 - x_2)(1 - x_3)}{x_1 x_2 x_3}. \quad (35)$$

The evaluation of the cumulative cross section $R_c(v)$ in this case is more complicated and involves elliptic integrals [25, 43]. In the $v \rightarrow 0$ limit we find

$$R_c(v) = 2 \ln^2 v + 3 \ln v + \frac{5}{2} - \frac{2}{3} \pi^2 + v(7 - 4 \ln v) + \mathcal{O}(v^2). \quad (36)$$

We see that the logarithmic terms are the same as those in Eqs. (32) and (23), but the constant term is different. We also see that the subleading power correction is logarithmically enhanced⁵, with a different coefficient with respect to that of $(1 - T)$ and τ_2 . By repeating the analysis in the corresponding regions $\mathcal{D}^{(1)}$ and $\mathcal{D}^{(2)}$, we observe the same pattern as for thrust. Summarising we have

$$2 \int_{\mathcal{D}^{(2)}(v)} dx_1 dx_2 f(x_1, x_2) \sim 2 \int_{\mathcal{D}^{(2)}(v)} dx_1 dx_2 f_{\text{coll}}^{(0)}(x_1, x_2) \sim -2v \ln v, \quad (37)$$

⁴We have also checked that a subleading soft approximation (see e.g. Ref [25]) is able to capture the correct coefficient of the logarithmically-enhanced power correction in the region $\mathcal{D}^{(1)}$.

⁵We note that our result for the coefficients of the subleading power correction differs from the expansions reported in Eq. (B.10) of Ref. [43] and in Eq. (89) of Ref. [25], while it agrees with a numerical evaluation of the full expression in terms of elliptic integrals.

valid for both thrust and C -parameter and

$$2 \int_{\mathcal{D}^{(1)}(v)} dx_1 dx_2 f(x_1, x_2) \sim \begin{cases} +4v \ln v, & \text{for } 1 - T \\ +6v \ln v, & \text{for } c \end{cases}. \quad (38)$$

In the above formulae, with the symbol \sim we mean that we are restricting the result to the logarithmically-enhanced subleading power correction. As anticipated, in the region $\mathcal{D}^{(2)}$ the latter has a common origin and the same coefficient for all three considered variables.

3.6 The variable r_b

In this section we investigate in more detail the presence of logarithmically-enhanced power corrections for a variable of the kind of Eq. (9) with a generic b exponent [44]. Observables of such kind have been considered in Ref. [18] and were recently studied in order to assess the logarithmic accuracy of Monte Carlo parton showers [45]. The motivation of introducing such family of shower ordering variables is related to their different coverage of the Lund plane [46], which, in combination with an appropriate treatment of the recoil of the emission, may ultimately affect the possibility to achieve next-to-leading logarithmic accuracy or beyond.

Based on the discussion in Sect. 3.4, and, in particular, on our observation that τ_2 corresponds to the case $a = 1$ and $b = 1$ in Eq. (9), the most natural definition of such general observable would be obtained through an appropriate combination of \tilde{y}_{23} and τ_2 . However, we have seen that τ_2 is quite special, since with our definition of the jet axes the logarithmically-enhanced power correction originates only in the region $\mathcal{D}^{(2)}$. We therefore use $1 - T$ instead of τ_2 . We define the class of observables

$$r_b = (1 - T)^b \tilde{y}_{23}^{1-b}, \quad (39)$$

that smoothly interpolates between the two limits $b = 0$ (\tilde{y}_{23}) and $b = 1$ ($1 - T$). This observable admits a compact expression as a function of x_i , facilitating our analysis in the (x_1, x_2) plane. We have computed the cumulative cross section R_{r_b} for this observable, including subleading power corrections. We find:

$$\begin{aligned} R_{r_b}(v) = & \frac{2}{1+b} (2 \ln^2 v + 3 \ln v) + \frac{5}{2} - (1+b) \frac{\pi^2}{6} + 6 \frac{1-b}{1+b} \ln 2 + \left[\frac{2^{\frac{5+b}{2}} b}{1+b} \right. \\ & + 4B_{1/2} \left(-\frac{1+b}{2}, 0 \right) - 2B_{1/2} \left(\frac{1-b}{2}, 0 \right) \Big] v + \left[4B_{1/2} \left(\frac{b-1}{b+1}, 0 \right) - 4B_{1/2} \left(\frac{2b}{1+b}, 0 \right) \right. \\ & + \frac{\Gamma \left(\frac{b-1}{b+1} \right) \left(4 \left(b^4 + 3b^3 + 6b^2 + b + 1 + \frac{b(b^3 - 7b^2 + 3b + 3)}{b+1} B_{\frac{1}{2}} \left(\frac{b-1}{b+1}, \frac{2}{b+1} \right) \right) - 4b^{\frac{2+b}{1+b}} (b+1)^2 \right)}{(b+1)^3 \Gamma \left(\frac{2b}{b+1} + 1 \right)} \\ & \left. + \frac{5b^2 + 6b - 3}{(1+b)^2} \left(\psi \left(\frac{b}{1+b} \right) - \psi \left(\frac{1+3b}{2(1+b)} \right) \right) \right] v^{\frac{2}{1+b}} + \mathcal{O}(v^2), \quad (40) \end{aligned}$$

where the incomplete Beta function is defined as

$$B_z(a, b) = \int_0^z dt t^{a-1} (1-t)^{b-1}. \quad (41)$$

Eq. (40) shows that the structure of the power corrections of the generic observable r_b is richer, since it contains an additional tower of non-rational power corrections of the type $(v^{2/(1+b)})^k$.

We see that the subleading power correction for r_b does not display explicit logarithmic enhancements, similarly to what happens for \tilde{y}_{23} . It is easy to check that in the limit $b \rightarrow 0$ the linear term in Eq. (40) reproduces the linear term for \tilde{y}_{23} in Eq. (25). On the other hand, the rather complex analytical structure of r_b leads to a log-like behaviour for values of $b \lesssim 1$. In the limit $b \rightarrow 1$ the coefficient of the linear power correction is divergent, and combined with the $b \rightarrow 1$ limit of the $\mathcal{O}(v^{2/(1+b)})$ term, reproduces the subleading power correction for the $1 - T$ variable in Eq. (32).

4 Summary

In this paper we have considered subleading power corrections to event shape variables in e^+e^- collisions. We have started from the jettiness variable τ_2 and the y_{23} resolution variable for the k_T jet clustering algorithm. We have computed the necessary ingredients to use these variables as slicing variables to evaluate generic $e^+e^- \rightarrow 2$ jet observables at NLO. Both variables are affected by linear power corrections in the two-jet limit. In the case of jettiness the power correction is logarithmically-enhanced, while for y_{23} this is not the case. We have also considered a toy variable k_T^{FSR} , which can be defined at NLO as the transverse momentum of the gluon with respect to the quark-antiquark pair. This variable resembles the transverse momentum of a colourless system in hadron collisions and shows quadratic power corrections.

We have analytically computed the cumulative cross section for these observables, and discussed the origin of the different power corrections. Our main observation is that these variables cover the phase space in different ways, and that the different power corrections can be attributed to how they cut the singular region in the (x_1, x_2) plane. We have also shown that, with our definition, the logarithmically-enhanced power correction for τ_2 can be obtained through a collinear approximation of the matrix element that is extended to the non-singular region. We have then extended our analysis to thrust and to the C -parameter, presenting the expression of the subleading-power correction. In this case, the logarithmic contribution does not stem only from the collinear approximation extended to the non-singular region, but also from a subleading power collinear expansion of the matrix element.

We finally considered a class of variables r_b that depend on a continuous parameter giving different weight to central and forward emissions. Similar variables have been considered in recent studies of the logarithmic accuracy of parton showers [45]. We have defined these variables through a smooth interpolation between $1 - T$ and y_{23} . We have shown that these variables have a non-trivial structure of non-rational power corrections, and we have evaluated the $\mathcal{O}(v)$ and $\mathcal{O}(v^{2/(1+b)})$ terms in this expansion. We have shown that no logarithmically enhanced

correction emerges at $\mathcal{O}(v)$ and at order $\mathcal{O}(v^{2/(1+b)})$ for $b < 1$.

Recent studies of subleading power corrections to event shape variables concentrated on the thrust and jettiness variables and were mostly carried out within Soft Collinear Effective Theory [21–24]. Our results extend these findings to y_{23} , to the C -parameter and to the new class of variables r_b , offering a different perspective on the structure of power corrections and can also be useful to understand and improve the efficiency of non-local subtraction schemes.

Acknowledgements

We would like to thank Stefano Catani, Pier Monni and Gherardo Vita for helpful discussions and comments. This work is supported in part by the Swiss National Science Foundation (SNSF) under contracts 200020_188464 and PZ00P2_201878 and by the UZH Forschungskredit Grant FK-23-098. The work of LB is funded by the European Union (ERC, grant agreement No. 101044599, JANUS). Views and opinions expressed are however those of the authors only and do not necessarily reflect those of the European Union or the European Research Council Executive Agency. Neither the European Union nor the granting authority can be held responsible for them.

A NLO coefficients for τ_2 , \tilde{y}_{23} and x_T^{FSR}

In this appendix, we report the explicit expressions of the leading power coefficients A_r , B_r and C_r entering Eq (5), which we write again here for ease of the reader

$$\begin{aligned} \int d\sigma^R \theta(v-r) + \int d\sigma^V + \int d\sigma^B &= \\ &= \int d\sigma^B \left(1 + \frac{\alpha_S(\mu_R)}{\pi} (A_r \ln^2 v + B_r \ln v + C_r + \mathcal{O}(v^p)) \right), \end{aligned} \quad (42)$$

for the three resolution variables considered in the main text. The calculation proceeds along the line of Ref. [36], and, explicitly, it requires the computation of the observable-dependent NLO quark-jet and soft functions, and the observable-independent finite remainder of the one-loop virtual amplitude.

- $r = x_T^{\text{FSR}}$:

$$\begin{aligned} A_{x_T^{\text{FSR}}} &= -2C_F, & B_{x_T^{\text{FSR}}} &= -3C_F, \\ C_{x_T^{\text{FSR}}} &= C_F \left(\underbrace{\frac{\pi^2}{2}}_{\text{Virtual}} - 4 + \underbrace{3 - \frac{5\pi^2}{6}}_{2 \times \text{Jet}_q} + \underbrace{\frac{\pi^2}{6}}_{\text{Soft}} \right) = -C_F \left(\frac{\pi^2}{6} + 1 \right) \end{aligned} \quad (43)$$

- $r = \tau_2$:

$$A_{\tau_2} = -C_F, \quad B_{\tau_2} = -\frac{3}{2}C_F,$$

$$C_{\tau_2} = C_F \left(\underbrace{\frac{\pi^2}{2} - 4}_{\text{Virtual}} + \underbrace{\frac{7}{2} - \frac{\pi^2}{2}}_{2 \times \text{Jet}_q} + \underbrace{\frac{\pi^2}{6}}_{\text{Soft}} \right) = C_F \left(\frac{\pi^2}{6} - \frac{1}{2} \right) \quad (44)$$

• $r = \tilde{y}_{23}$:

$$A_{\tilde{y}_{23}} = -2C_F, \quad B_{\tilde{y}_{23}} = -3C_F, \\ C_{\tilde{y}_{23}} = C_F \left(\underbrace{\frac{\pi^2}{2} - 4}_{\text{Virtual}} + \underbrace{\frac{7}{2} - \frac{\pi^2}{2} - 3 \ln 2}_{2 \times \text{Jet}_q} + \underbrace{\frac{\pi^2}{12}}_{\text{Soft}} \right) = C_F \left(\frac{\pi^2}{12} - \frac{1}{2} - 3 \ln 2 \right) \quad (45)$$

B The variable \tilde{y}_{23} : exact analytic result

In this appendix we report the exact expression for the \tilde{y}_{23} variable⁶:

$$R_{\tilde{y}_{23}}(v) = \frac{64 \ln v v^6}{(-9v - 3\sqrt{2}t + u)^2} + \frac{64 \ln(v + 3\sqrt{2}t - u) v^6}{(-9v - 3\sqrt{2}t + u)^2} - \frac{192 \ln(2) v^6}{(-9v - 3\sqrt{2}t + u)^2} \\ - \frac{32 \ln v v^5}{9v + 3\sqrt{2}t - u} - \frac{32 \ln(v + 3\sqrt{2}t - u) v^5}{9v + 3\sqrt{2}t - u} - \frac{8v^5}{9v + 3\sqrt{2}t - u} + \frac{96 \ln(2) v^5}{9v + 3\sqrt{2}t - u} \\ - \frac{5}{2} \ln(1 - v) v^4 - \frac{128 \ln v v^4}{(-9v - 3\sqrt{2}t + u)^2} + \frac{143}{16} \ln v v^4 - \frac{5}{2} \ln(v + 1) v^4 \\ - \frac{128 \ln(v + 3\sqrt{2}t - u) v^4}{(-9v - 3\sqrt{2}t + u)^2} + \frac{49}{16} \ln(v + 3\sqrt{2}t - u) v^4 - \frac{7}{2} \ln(9v + 3\sqrt{2}t - u) v^4 \\ + 2 \ln(u - 3v) v^4 - \frac{1}{8} \ln(u - v) v^4 + \frac{1}{2} \ln(-9v + 3\sqrt{2}t + u) v^4 + \frac{384 \ln(2) v^4}{(-9v - 3\sqrt{2}t + u)^2} \\ + \frac{65}{16} \ln(2) v^4 - \frac{33v^4}{8} + \frac{9tv^3}{4\sqrt{2}} + \frac{5uv^3}{8} - \frac{21t \ln v v^3}{16\sqrt{2}} + \frac{1}{16} u \ln v v^3 + \frac{64 \ln v v^3}{9v + 3\sqrt{2}t - u} \\ - \frac{21t \ln(v + 3\sqrt{2}t - u) v^3}{16\sqrt{2}} - \frac{1}{16} u \ln(v + 3\sqrt{2}t - u) v^3 + \frac{64 \ln(v + 3\sqrt{2}t - u) v^3}{9v + 3\sqrt{2}t - u} \\ + \frac{1}{8} u \ln(u - v) v^3 + \frac{16v^3}{9v + 3\sqrt{2}t - u} + \frac{63t \ln(2) v^3}{16\sqrt{2}} - \frac{1}{16} u \ln(2) v^3 - \frac{192 \ln(2) v^3}{9v + 3\sqrt{2}t - u} \\ + \frac{15}{2} \ln(1 - v) v^2 - \frac{3tu \ln v v^2}{16\sqrt{2}} + \frac{64 \ln v v^2}{(-9v - 3\sqrt{2}t + u)^2} - \frac{71}{4} \ln v v^2 + \frac{15}{2} \ln(v + 1) v^2 \\ - \frac{3tu \ln(v + 3\sqrt{2}t - u) v^2}{16\sqrt{2}} + \frac{64 \ln(v + 3\sqrt{2}t - u) v^2}{(-9v - 3\sqrt{2}t + u)^2} - \frac{17}{4} \ln(v + 3\sqrt{2}t - u) v^2 \\ + \frac{9}{2} \ln(9v + 3\sqrt{2}t - u) v^2 - 8 \ln(u - 3v) v^2 - \ln(-v + u - 2) v^2 - \frac{1}{2} \ln(u - v) v^2$$

⁶The formula is also given in the ancillary mathematica notebook `res_y23.nb` in the arXiv submission.

$$\begin{aligned}
& -\ln(-v+u+2)v^2 + \frac{3}{2}\ln(-9v+3\sqrt{2}t+u)v^2 + \frac{9tu\ln(2)v^2}{16\sqrt{2}} - \frac{192\ln(2)v^2}{(-9v-3\sqrt{2}t+u)^2} \\
& - \frac{25}{4}\ln(2)v^2 + 9v^2 - \frac{6tv}{\sqrt{2}} - uv + 10\ln(1-v)v + \frac{3t\ln vv}{\sqrt{2}} + \frac{1}{2}u\ln vv \\
& - \frac{32\ln vv}{9v+3\sqrt{2}t-u} - 4\ln(v+1)v - 2\ln((v+1)^3)v + \frac{3t\ln(v+3\sqrt{2}t-u)v}{\sqrt{2}} \\
& - \frac{1}{2}u\ln(v+3\sqrt{2}t-u)v - \frac{32\ln(v+3\sqrt{2}t-u)v}{9v+3\sqrt{2}t-u} - 2\ln(-v+u-2)v + u\ln(u-v)v \\
& + 2\ln(-v+u+2)v - 2\ln(-v^2+uv+3\sqrt{2}t-8)v + 2\ln(u^2-vu+3\sqrt{2}t)v \\
& - \frac{8v}{9v+3\sqrt{2}t-u} - \frac{9t\ln(2)v}{\sqrt{2}} - \frac{1}{2}u\ln(2)v + \frac{96\ln(2)v}{9v+3\sqrt{2}t-u} \\
& + 4\ln^2(1-v) + 2\ln^2 v + 4\ln^2(v+1) - 2\ln^2(u-v) + 2\ln^2(v^2-uv+2) \\
& + 8\ln(2)\ln(1-v) - 3\ln(1-v) - 4\ln(1-v)\ln v - 16\ln(2)\ln v + 6\ln v \\
& - 8\ln(1-v)\ln(v+1) - 4\ln v\ln(v+1) + 8\ln(2)\ln(v+1) - 3\ln(v+1) \\
& + 4\ln v\ln(v+3\sqrt{2}t-u) - 12\ln(2)\ln(v+3\sqrt{2}t-u) + 3\ln(v+3\sqrt{2}t-u) \\
& + 4\ln v\ln(v+3\sqrt{2}t-u+8) + 4\ln(v+3\sqrt{2}t-u)\ln(v+3\sqrt{2}t-u+8) \\
& - 12\ln(2)\ln(v+3\sqrt{2}t-u+8) - 4\ln v\ln(9v+3\sqrt{2}t-u) \\
& - 4\ln(v+3\sqrt{2}t-u)\ln(9v+3\sqrt{2}t-u) + 12\ln(2)\ln(9v+3\sqrt{2}t-u) \\
& - 3\ln(9v+3\sqrt{2}t-u) - 4\ln(1-v)\ln(-v+u-2) + 3\ln(-v+u-2) \\
& - 4\ln v\ln(u-v) + 8\ln(2)\ln(u-v) - 4\ln(v+1)\ln(-v+u+2) \\
& + 3\ln(-v+u+2) + 4\ln v\ln(-v-3\sqrt{2}t+u+8) \\
& + 4\ln(v+3\sqrt{2}t-u)\ln(-v-3\sqrt{2}t+u+8) - 12\ln(2)\ln(-v-3\sqrt{2}t+u+8) \\
& - 4\ln(2)\ln(v^2-uv+2) - 3\ln(v^2-uv+2) - 4\text{Li}_2\left(\frac{1}{2}-\frac{v}{2}\right) - 2\text{Li}_2(v^2) \\
& - 4\text{Li}_2\left(\frac{v+1}{2}\right) + 4\text{Li}_2\left(\frac{v(v-u+2)}{2(v-1)}\right) - 4\text{Li}_2\left(-\frac{v+3\sqrt{2}t-u}{8v}\right) \\
& + 2\text{Li}_2\left(\frac{1}{64}(v+3\sqrt{2}t-u)^2\right) + 4\text{Li}_2\left(\frac{v(-v+u+2)}{2(v+1)}\right) \\
& + 26\ln^2(2) + 3\ln(2) - \frac{\pi^2}{3} + \frac{5}{2}
\end{aligned} \tag{46}$$

where $u = \sqrt{8+v^2}$ and $t = \sqrt{4+v^2-vu}$.

References

- [1] M. Dasgupta and G. P. Salam, *Event shapes in $e^+ e^-$ annihilation and deep inelastic scattering*, J. Phys. G **30** (2004) R143, [[hep-ph/0312283](#)].
- [2] S. Catani, G. Turnock, B. R. Webber, and L. Trentadue, *Thrust distribution in $e^+ e^-$ annihilation*, Phys. Lett. B **263** (1991) 491–497.
- [3] S. Catani, G. Turnock, and B. R. Webber, *Heavy jet mass distribution in $e^+ e^-$ annihilation*, Phys. Lett. B **272** (1991) 368–372.
- [4] S. Catani, Y. L. Dokshitzer, F. Fiorani, and B. R. Webber, *Average number of jets in $e^+ e^-$ annihilation*, Nucl. Phys. B **377** (1992) 445–460.
- [5] S. Catani, L. Trentadue, G. Turnock, and B. R. Webber, *Resummation of large logarithms in $e^+ e^-$ event shape distributions*, Nucl. Phys. B **407** (1993) 3–42.
- [6] S. Catani, G. Turnock, and B. R. Webber, *Jet broadening measures in $e^+ e^-$ annihilation*, Phys. Lett. B **295** (1992) 269–276.
- [7] G. Dissertori and M. Schmelling, *An Improved theoretical prediction for the two jet rate in $e^+ e^-$ annihilation*, Phys. Lett. B **361** (1995) 167–178.
- [8] S. Catani and B. R. Webber, *Resummed C parameter distribution in $e^+ e^-$ annihilation*, Phys. Lett. B **427** (1998) 377–384, [[hep-ph/9801350](#)].
- [9] Y. L. Dokshitzer, A. Lucenti, G. Marchesini, and G. P. Salam, *On the QCD analysis of jet broadening*, JHEP **01** (1998) 011, [[hep-ph/9801324](#)].
- [10] T. Becher and M. D. Schwartz, *A precise determination of α_s from LEP thrust data using effective field theory*, JHEP **07** (2008) 034, [[arXiv:0803.0342](#)].
- [11] R. Abbate, M. Fickinger, A. H. Hoang, V. Mateu, and I. W. Stewart, *Thrust at N^3LL with Power Corrections and a Precision Global Fit for $\alpha_s(m_Z)$* , Phys. Rev. D **83** (2011) 074021, [[arXiv:1006.3080](#)].
- [12] P. F. Monni, T. Gehrmann, and G. Luisoni, *Two-Loop Soft Corrections and Resummation of the Thrust Distribution in the Dijet Region*, JHEP **08** (2011) 010, [[arXiv:1105.4560](#)].
- [13] V. Mateu and G. Rodrigo, *Oriented Event Shapes at $N^3LL + O(\alpha_s^2)$* , JHEP **11** (2013) 030, [[arXiv:1307.3513](#)].
- [14] A. H. Hoang, D. W. Kolodrubetz, V. Mateu, and I. W. Stewart, *C -parameter distribution at N^3LL' including power corrections*, Phys. Rev. D **91** (2015), no. 9 094017, [[arXiv:1411.6633](#)].

- [15] A. Banfi, H. McAslan, P. F. Monni, and G. Zanderighi, *The two-jet rate in e^+e^- at next-to-next-to-leading-logarithmic order*, Phys. Rev. Lett. **117** (2016), no. 17 172001, [[arXiv:1607.03111](#)].
- [16] R. Bonciani, S. Catani, M. L. Mangano, and P. Nason, *Sudakov resummation of multiparton QCD cross-sections*, Phys. Lett. B **575** (2003) 268–278, [[hep-ph/0307035](#)].
- [17] A. Banfi, G. P. Salam, and G. Zanderighi, *Generalized resummation of QCD final state observables*, Phys. Lett. B **584** (2004) 298–305, [[hep-ph/0304148](#)].
- [18] A. Banfi, G. P. Salam, and G. Zanderighi, *Principles of general final-state resummation and automated implementation*, JHEP **03** (2005) 073, [[hep-ph/0407286](#)].
- [19] A. Banfi, H. McAslan, P. F. Monni, and G. Zanderighi, *A general method for the resummation of event-shape distributions in e^+e^- annihilation*, JHEP **05** (2015) 102, [[arXiv:1412.2126](#)].
- [20] C. W. Bauer and P. F. Monni, *A formalism for the resummation of non-factorizable observables in SCET*, JHEP **05** (2020) 005, [[arXiv:1906.11258](#)].
- [21] I. Moult, L. Rothen, I. W. Stewart, F. J. Tackmann, and H. X. Zhu, *Subleading Power Corrections for N -Jettiness Subtractions*, Phys. Rev. D **95** (2017), no. 7 074023, [[arXiv:1612.00450](#)].
- [22] R. Boughezal, X. Liu, and F. Petriello, *Power Corrections in the N -jettiness Subtraction Scheme*, JHEP **03** (2017) 160, [[arXiv:1612.02911](#)].
- [23] I. Moult, I. W. Stewart, G. Vita, and H. X. Zhu, *First Subleading Power Resummation for Event Shapes*, JHEP **08** (2018) 013, [[arXiv:1804.04665](#)].
- [24] I. Moult, I. W. Stewart, and G. Vita, *Subleading Power Factorization with Radiative Functions*, JHEP **11** (2019) 153, [[arXiv:1905.07411](#)].
- [25] N. Agarwal, M. van Beekveld, E. Laenen, S. Mishra, A. Mukhopadhyay, and A. Tripathi, *Next-to-leading power corrections to the event shape variables*, [arXiv:2306.17601](#).
- [26] W. T. Giele and E. W. N. Glover, *Higher order corrections to jet cross-sections in e^+e^- annihilation*, Phys. Rev. D **46** (1992) 1980–2010.
- [27] S. Catani and M. Grazzini, *An NNLO subtraction formalism in hadron collisions and its application to Higgs boson production at the LHC*, Phys. Rev. Lett. **98** (2007) 222002, [[hep-ph/0703012](#)].
- [28] I. W. Stewart, F. J. Tackmann, and W. J. Waalewijn, *N -Jettiness: An Inclusive Event Shape to Veto Jets*, Phys. Rev. Lett. **105** (2010) 092002, [[arXiv:1004.2489](#)].
- [29] S. Abreu, J. R. Gaunt, P. F. Monni, L. Rottoli, and R. Szafron, *Quark and gluon two-loop beam functions for leading-jet p_T and slicing at NNLO*, JHEP **04** (2023) 127, [[arXiv:2207.07037](#)].

- [30] L. Buonocore, M. Grazzini, J. Haag, L. Rottoli, and C. Savoini, *Effective transverse momentum in multiple jet production at hadron colliders*, Phys. Rev. D **106** (2022), no. 1 014008, [[arXiv:2201.11519](#)].
- [31] S. Catani, Y. L. Dokshitzer, M. Olsson, G. Turnock, and B. R. Webber, *New clustering algorithm for multi - jet cross-sections in $e+ e-$ annihilation*, Phys. Lett. B **269** (1991) 432–438.
- [32] E. Farhi, *A QCD Test for Jets*, Phys. Rev. Lett. **39** (1977) 1587–1588.
- [33] G. Parisi, *Super Inclusive Cross-Sections*, Phys. Lett. B **74** (1978) 65–67.
- [34] G. C. Fox and S. Wolfram, *Observables for the Analysis of Event Shapes in $e+ e-$ Annihilation and Other Processes*, Phys. Rev. Lett. **41** (1978) 1581.
- [35] J. F. Donoghue, F. E. Low, and S.-Y. Pi, *Tensor Analysis of Hadronic Jets in Quantum Chromodynamics*, Phys. Rev. D **20** (1979) 2759.
- [36] L. Buonocore, M. Grazzini, J. Haag, L. Rottoli, and C. Savoini, *Exploring slicing variables for jet processes*, [arXiv:2307.11570](#).
- [37] **JADE** Collaboration, W. Bartel et al., *Experimental Studies on Multi-Jet Production in $e+ e-$ Annihilation at PETRA Energies*, Z. Phys. C **33** (1986) 23.
- [38] **JADE** Collaboration, S. Bethke et al., *Experimental Investigation of the Energy Dependence of the Strong Coupling Strength*, Phys. Lett. B **213** (1988) 235–241.
- [39] R. K. Ellis, W. J. Stirling, and B. R. Webber, QCD and collider physics, vol. 8. Cambridge University Press, 2, 2011.
- [40] I. Moult, G. Vita, and K. Yan, *Subleading power resummation of rapidity logarithms: the energy-energy correlator in $\mathcal{N} = 4$ SYM*, JHEP **07** (2020) 005, [[arXiv:1912.02188](#)].
- [41] C. L. Basham, L. S. Brown, S. D. Ellis, and S. T. Love, *Energy Correlations in electron - Positron Annihilation: Testing QCD*, Phys. Rev. Lett. **41** (1978) 1585.
- [42] A. De Rujula, J. R. Ellis, E. G. Floratos, and M. K. Gaillard, *QCD Predictions for Hadronic Final States in $e+ e-$ Annihilation*, Nucl. Phys. B **138** (1978) 387–429.
- [43] E. Gardi and L. Magnea, *The C parameter distribution in $e+ e-$ annihilation*, JHEP **08** (2003) 030, [[hep-ph/0306094](#)].
- [44] C. F. Berger, T. Kucs, and G. F. Sterman, *Event shape / energy flow correlations*, Phys. Rev. D **68** (2003) 014012, [[hep-ph/0303051](#)].
- [45] M. Dasgupta, F. A. Dreyer, K. Hamilton, P. F. Monni, G. P. Salam, and G. Soyez, *Parton showers beyond leading logarithmic accuracy*, Phys. Rev. Lett. **125** (2020), no. 5 052002, [[arXiv:2002.11114](#)].
- [46] B. Andersson, G. Gustafson, L. Lonnblad, and U. Pettersson, *Coherence Effects in Deep Inelastic Scattering*, Z. Phys. C **43** (1989) 625.