

# Visual Analytics for Generative Transformer Models

Raymond Li<sup>†\*</sup>, Ruixin Yang<sup>†\*</sup>, Wen Xiao<sup>†</sup>,  
Ahmed AbuRa'ed<sup>†</sup>, Gabriel Murray<sup>‡</sup>, Giuseppe Carenini<sup>†</sup>

<sup>†</sup> University of British Columbia, Vancouver, BC, Canada

<sup>‡</sup> University of Fraser Valley, Abbotsford, BC, Canada

{raymond1, ryang07, xiaowen3, ahmed.aburaed, carenini}@cs.ubc.ca  
gabriel.murray@ufv.ca

## Abstract

While transformer-based models have achieved state-of-the-art results in a variety of classification and generation tasks, their black-box nature makes them challenging for interpretability. In this work, we present a novel visual analytical framework to support the analysis of transformer-based generative networks. In contrast to previous work, which has mainly focused on encoder-based models, our framework is one of the first dedicated to supporting the analysis of transformer-based encoder-decoder models and decoder-only models for generative and classification tasks. Hence, we offer an intuitive overview that allows the user to explore different facets of the model through interactive visualization. To demonstrate the feasibility and usefulness of our framework, we present three detailed case studies based on real-world NLP research problems.

## 1 Introduction

Generative transformer models have demonstrated significant advancements in various tasks, including generation tasks such as summarization (Zhang et al., 2020; Xiao et al., 2022), machine translation (Liu et al., 2020), as well as classification tasks such as question answering and sentiment analysis (Min et al., 2022b). There are two main kinds of architectures for the generative models, i.e. the encoder-decoder (Lewis et al., 2020; Raffel et al., 2020) and decoder-only models (Radford et al., 2019; Brown et al., 2020). In the encoder-decoder model, the encoder computes the contextualized representation of the input sequence, which is subsequently used by a decoder to generate the output sequence in an auto-regressive manner. Conversely, in decoder-only models, input sequences are directly encoded as prompts, with text generation occurring by continuation from the given prompts.

While generative transformers have achieved state-of-the-art performance across a variety of benchmarks, there remain major drawbacks such as interpretability, performance on unseen examples (i.e. robustness), and the reliability of quantitative metrics that prevent such models from being fully trusted. Moreover, there are challenges for specific NLP tasks that prevent such models from being safely deployed in the wild (e.g. hallucination for abstractive summarization), and the black-box nature of neural networks does not provide much insight for researchers to improve upon. Therefore, two key questions that arise for a given model are: (i) what is the relative importance and contribution of each component to the final output sequence? (ii) does the model focus on specific contexts of the input sequence when making predictions?

Interactive visualizations have been proposed to help researchers better understand the inner workings of neural models regarding the above questions. In essence, they encode abstract data and complex structures (e.g., embeddings and attention matrices) in meaningful graphical representations (Hohman et al., 2019) to facilitate human observations and qualitative evaluation. Specifically for transformers, there has been substantial work on visualizing the hidden states dynamics and attention patterns (Vig, 2019a; Hoover et al., 2020), and investigating model predictions with instance-level saliency maps (Wallace et al., 2019; Li et al., 2021). Tellingly, recent studies have shown that using the insights derived from interactive visualization can improve the model's performance by leveraging fixed attention maps discovered through the analysis process (Li et al., 2022). However, most work has mainly focused on transformer encoders, with limited attention dedicated to supporting the analysis of encoder-decoder and decoder-only architectures.

In this paper, we address this limitation by proposing an interactive visual interface to support

\*Co-first author

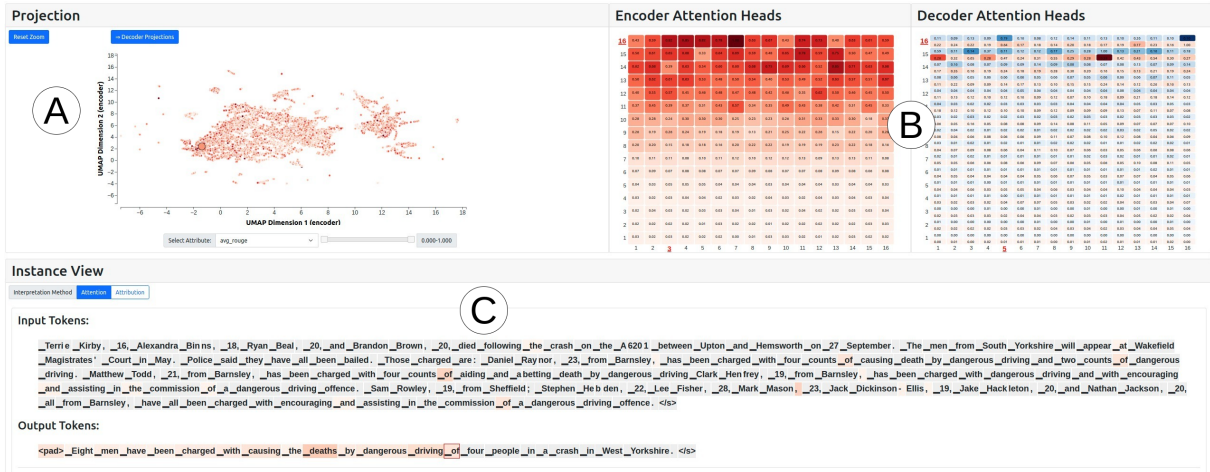


Figure 1: Overview of our interface: (A) Projection View uses a scatter-plot to visualize the hidden state projections of the corpus; (B) Attention Views visualizes the task importance of the encoder and decoder attention heads; (C) Instance View allows the user to analyze the input attribution and attention weights over the selected example.

the development and interpretation of generative models, focusing in particular on NLP tasks such as abstractive summarization, machine translation, and question-answering. In summary, we make two contributions: (i) we present the design and implementation of a visual analytical framework for transformer-based generative models (including encoder-decoder and decoder-only models), which incorporates hidden states dynamics, attention visualization, component importance, as well as input and output sequence attributions<sup>1</sup>. (ii) we apply our framework to three important use cases with generative models (section 5), namely abstractive summarization, machine translation, and question answering, which shows that our system can be effectively used to support researchers in addressing open-research problems<sup>2</sup>.

## 2 Related Work

Due to the popularity of the pretrain-finetune paradigm (Devlin et al., 2019), most prior works have focused on the transformer encoder architecture. For examples, BertViz (Vig, 2019b) visualized the self-attention weights in transformer encoder models while exBERT (Hoover et al., 2019) extended their work to support the analysis of hidden state representations. LMExplorer (Sevastjanova et al., 2021) adopted self-similarity score (Ethayarajh, 2019) to visualize the degree of contextualization for the hidden states, and DODRIO (Wang et al., 2021) added the comparison of attention weights to syntactic structure and semantic

information. Other frameworks such as AllenNLP (Wallace et al., 2019) and Language Interpretability Tool (Tenney et al., 2020) have integrated input attribution to visualize the local explanation for the model’s prediction, while T3-Vis (Li et al., 2021) also incorporated the training dynamics to support the fine-tuning process.

Meanwhile, less research has been devoted to supporting the analysis of generative transformer models, with most proposals focusing on the visualization of the predicted output. For example, LMdiff (Strobelt et al., 2021) visualized the qualitative differences between language models based on output distributions, while LM-Debugger (Geva et al., 2022) supported the interactive modification of a feed-forward network for controllable text generation. The work most closely related to ours is Ecco (Alammar, 2021), a library for visualizing model components, including input saliency, hidden states, and neuron activations. Examining the attribution for a single example, while we allow users to interactively select and analyze different examples in the corpus. However, unlike the visual framework we propose, Ecco is a Python package designed for Jupyter notebooks, offering the capability for instance-level inspections, whereas our interactive interface enables the dynamic exploration of model behaviour on a complete dataset and allows for the easy navigation of users without deep knowledge of the model.

## 3 Visual Interface

As shown in Figure 1, our interface is divided into three views to support model exploration at dif-

<sup>1</sup>Code Repo: <https://t.ly/ArcsU>

<sup>2</sup>Demo Video: <https://youtu.be/QmmdTIJpy1Y>

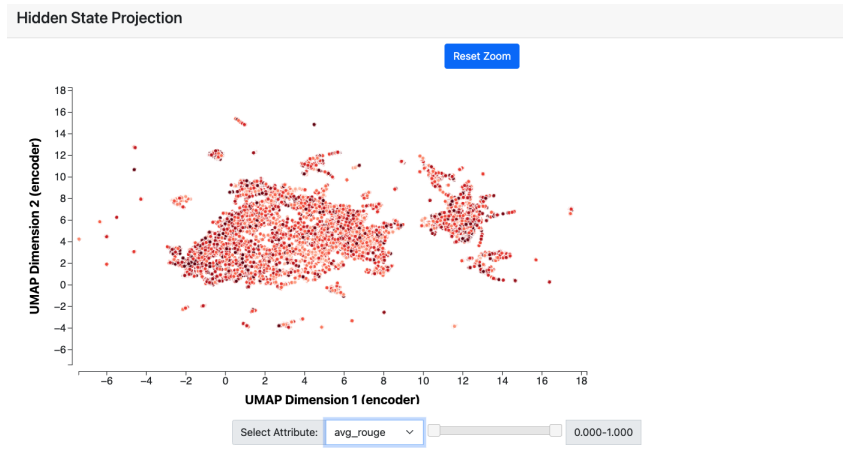


Figure 2: In the **Projection View**, each point on the scatter-plot encodes a document in the XSum corpus for the task of abstraction summarization.

ferent levels of granularity. In this section, we describe the visual components in detail.

### 3.1 Projection View

The Projection View (Figure 2) provides an overview of the hidden state representations, where each point on the scatter-plot encodes a single example in the corpus, projected to a two-dimensional space using the UMAP (McInnes et al., 2018) or t-SNE (Van der Maaten and Hinton, 2008) algorithm (Details in Appendix A.1) with user adjustable parameters. In order to visualize the representations for the decoding steps, we employ an “overview+detail” technique (Cockburn et al., 2009). When the user clicks on a point on the scatter-plot, the detailed view of the corresponding example visualizes the projection of decoder hidden states for all time steps of the output token sequence. This view also serves as the primary method for selecting examples to visualize.

We provide the option to use color for encoding any continuous attribute (e.g. length, evaluation metric) selected by the users. In the example displayed in Figure 2, color encodes the average ROUGE-score (Lin, 2004) of the document compared with the ground-truth summary. We also provide a range-selector for the user to filter the scatter-plot based on the selected attribute to better support the selection of examples for analysis.

### 3.2 Attention Views

In the Attention Views (Figure 3), we provide an overview visualization of the model’s attention head importance (of the encoder attentions for the encoder-decoder models and decoder attentions for both architectures). Specifically, for both trans-

former encoder and decoder with  $l$  hidden layers and  $h$  attention heads, we encode the head importance score (Hao et al., 2021) (Details in Appendix A.2) using a  $l \times h$  heatmap where the color saturation of each cell encodes the importance of the corresponding attention head w.r.t the prediction. Each cell of the encoder heatmap represents one attention head, while it is divided into two subcells in the decoder heatmap, with the top subcell (blue) encoding the importance of the cross-attention head and the bottom subcell (red) encoding the decoder attention head. By selecting a heatmap cell, the user can visualize the corresponding attention distribution in the Instance View.

### 3.3 Instance View

Lastly, the Instance View (Figure 4) of our interface assists the instance-level investigation of the selected data example. We use two heatmaps to separately visualize the document input and model output. In particular, each token is encoded as a cell in the heatmap, where we provide two interpretation methods to analyze the model’s behaviour on the selected example. First, we provide a visualization of the attention distribution over the selected example (subsection 3.1) and attention heads (subsection 3.2), allowing the user to examine the specific behaviour of the attention weights.

To scale for the length of the input and output, we use a one-dimensional heatmap over the input/output tokens that wraps around the width of the container, and allow the user to select the attention matrix row by clicking on individual tokens. For encoder-decoder models, clicking on an input token selects the corresponding row in the encoder

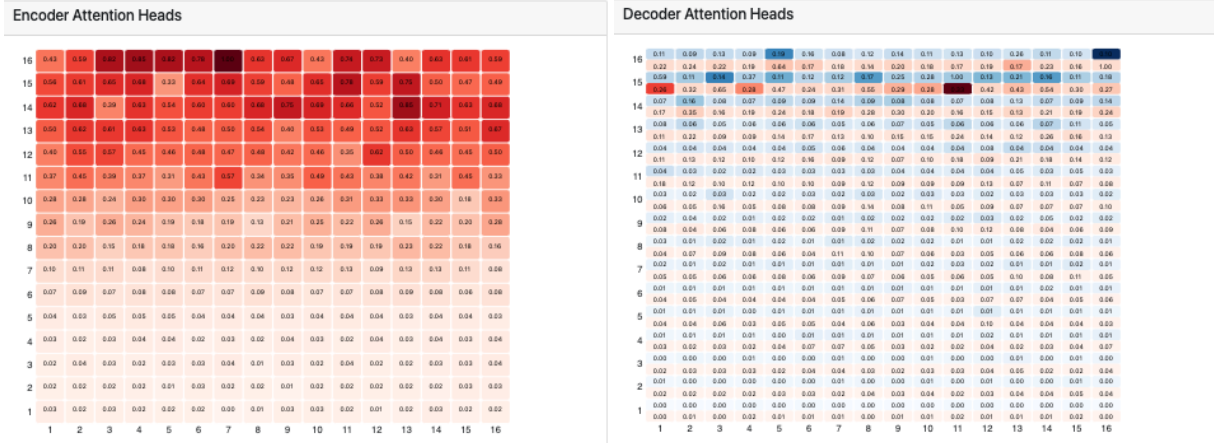


Figure 3: The **Attention Views** for the encoder (left) and decoder (right) heads, the color saturation of each heatmap cell encodes the task important of the corresponding attention head.



Figure 4: In the **Instance View**, the input/output tokens are separately encoded as one-dimensional heatmaps. The above example visualizes the decoder self and cross-attention distribution of the output token “Minister”.

self-attention matrix, while clicking on an output token selects the corresponding row in the decoder self-attention and cross-attention matrix. For autoregressive decoder-only models, we use only the input token container, where clicking on the token selects the row in the decoder self-attention matrix.

Further, we provide an alternative method to visualize model predictions using the gradient-based input attribution (Sundararajan et al., 2017) and interaction scores (Janizek et al., 2021). The attribution and interaction score estimates the relative importance and pairwise interactions of the input tokens w.r.t. the model predictions (Details in Appendix A.3 and A.4). When the user selects a token, the heatmap will be used to encode either the token-level attribution score of the input (and prior output tokens for encoder-decoder) at the current generation step, or the pairwise interaction score with all other tokens summed over all generation steps.

### 4 System Overview

Figure 5 displays the data processing workflow and general architecture of our system, which comprises five modules (numbered accordingly as in

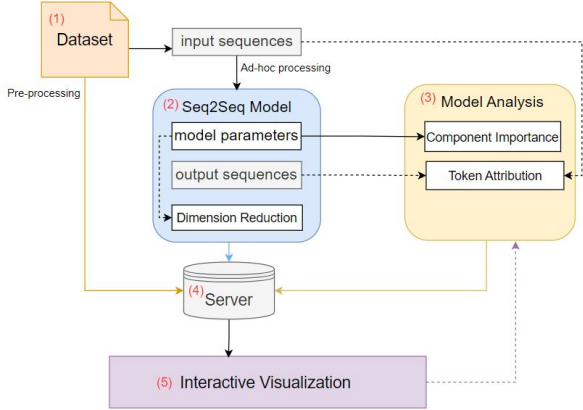


Figure 5: Overview of our system.

the figure): (1) the dataset loader module that loads the required datasets from the Datasets library (Lhoest et al., 2021); (2) the model loader module that loads the pre-trained models from the Transformers library (Wolf et al., 2020) and performs dimensionality reduction on hidden state projections; (3) the model analysis module that implements different component importance and token attribution methods, extending components from the Captum package (Kokhlikyan et al., 2020); (4) the Flask-based backend server that processes relevant resources (model parameters, projections, and



Input Tokens:

```
Representatives from Labour, the Liberal Democrats, the SNP, the Conservatives, Scottish Greens and UKIP will be in the studio panel. Presenter Sarah Smith, who will be chairing the debate, will put the questions you send in to six guests. The politicians will tackle a range of subjects including the economy, welfare, defence, taxation, pensions and immigration. Email your questions to Scotland, 2015 @ bbc, co. uk. Please put "election debate" in the message field. You can also post questions on social media by going to Scotland 2015's Twitter page @ BBC Scot 2015
```

Output Tokens:

```
<pad> The BBC Scotland election debate will be broadcast live on BBC One Scotland from 19:00 BST on Thursday. </s>
```

Input Tokens:

```
Representatives from Labour, the Liberal Democrats, the SNP, the Conservatives, Scottish Greens and UKIP will be in the studio panel. Presenter Sarah Smith, who will be chairing the debate, will put the questions you send in to the six guests. The politicians will tackle a range of subjects including the economy, welfare, defence, taxation, pensions and immigration. Email your questions to Scotland 2015 @ bbc, co. uk. Please put "election debate" in the message field. You can also post questions on social media by going to Scotland 2015's Twitter page @ BBC Scot 2015
```

Output Tokens:

```
<pad> The BBC Scotland election debate will be broadcast live on BBC One Scotland from 19:00 BST on Thursday. </s>
```

Figure 6: An example of the input attribution for a truthful entity (left) and a hallucinated entity (right), with blue representing the negative attributes and red representing the positive attributes. It can be found that there are more negative input attributions in the hallucinated entity.

output sequences) that are needed for the interface; (5) the frontend interface (see section 3) implemented using JavaScript and D3.js (Bostock et al., 2011) for interactive visualization.

## 5 Case Studies

In order to provide evidence for the usability and usefulness of our interface, we present three case studies that attempt to address open-research problems for generative models in key NLP tasks.

### 5.1 Entity-level Hallucination in Abstractive Summarization

Abstractive Summarization generates summaries for a given document using transformer-based encoder-decoder architecture. However, generated summaries often suffer from factual inconsistencies known as "hallucinations", which can occur on either the entity or relation level (Nan et al., 2021). Recent works have explored ways to detect and reduce these inconsistencies (Cao et al., 2022)

In this case study, we explore the entity-level factual inconsistencies in PEGASUS model-generated summaries on the Xsum dataset (Narayan et al., 2018). Previous studies have shown that this SOTA model produces over 30% hallucinated entities (Zhang et al., 2020). The goal is to gain insight into the types and properties of hallucinated entities generated by the model and use this understanding to improve summarization performance.

The user first applies an entity-level factual inconsistency score (Nan et al., 2021) as the criteria to select source documents with summaries containing more hallucinated entities in the projection view. In the Instance View, it is observed that the generated summaries often contain hallucinations such as the full name of a person instead of just the first or last name. The input token attributions of

these hallucinated entities are compared with those of truthful entities in the Instance View, and it is found that the tokens with higher contribution to the hallucinated entities tend to be stop words and have more negative input attributions. Additionally, the model appears to be less focused when generating hallucinated tokens as indicated by the higher entropy over the input attributions. These findings are consistent with previous works (Cao et al., 2022), which showed that hallucinated entities are generated with lower probabilities.

Overall, in this case study the user has successfully explored the hallucinated entities by using our interface, and the findings suggest further research ideas on improving the factualness of the summarization model. For instance, a threshold could be applied on the entropy of the input attributions to filter out the potentially nonfactual tokens.

### 5.2 Attention Patterns in Neural Machine Translation

The current state-of-the-art models for the machine translation task are generally based on the encoder-decoder transformer architecture (Liu et al., 2020), where text in the source language (e.g., English) is mapped into text in the target language (e.g., Chinese). While abundant previous work on supporting the interpretability of such machine translation models has investigated attention weights for positional or syntactic patterns (Vig and Belinkov, 2019; Clark et al., 2019; Kovaleva et al., 2019; Huber and Carenini, 2022), often with the aid of visualization tools, most of these studies were focused only on the self-attention matrices of the transformer encoders. In this second case study, inspired by Voita et al. (2019) who identified attention head roles with ground-truth annotations, the user employs our visual interface to examine interpretable patterns in the encoder and cross-attention

of machine translation models. The goal is to gain insights into the information processed by the encoder and the alignment between the source and target text. In this study, we use the OPUS-MT (Tiedemann and Thottingal, 2020) model (6-layer, 8-head) trained on an English-to-Chinese corpus<sup>3</sup>.

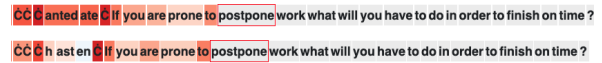
To analyze the transformer-based language model, the user first filters documents by input length (Projection View) and selects the important attention heads (Attention Head View), where the user discovers that only a few attention heads are significant in both the encoder and decoder. By using the Instance View, the important heads focus on either the local information (e.g. the previous or subsequent token, or the tokens within the same sentence boundary) or the matching information in the context, i.e. the tokens with similar meaning to the current token. The cross-attention heads provide alignment information between input and target tokens, either on the token level (attending to source tokens with exactly the same meaning) or on the sentence level (attending to tokens in the corresponding sentence of the input sequence). The findings are consistent with prior works and could lead to further research on explainable translation models. The small number of important attention heads suggests potential for parameter pruning (Michel et al., 2019), or by directly injecting patterns into the model (Li et al., 2022).

### 5.3 In-Context Learning for Multi-Choice Question Answering

Recent studies on large language models (mostly decoder-only models) have shown their ability to perform a task by simply prepending a few input-label pairs as demonstrations of the input examples (Brown et al., 2020), which is also referred to as in-context learning. However, despite their impressive performance on a wide array of downstream tasks (Liu et al., 2023), the exact behaviour of these models remains unclear.

In this case study, we perform an analysis of GPT-2 Large (Radford et al., 2019) on the multi-choice CommonsenseQA dataset (Talmor et al., 2019). Specifically, we adopt the MetaICL variant (Min et al., 2022a), where the GPT-2 is first fine-tuned to perform in-context learning on a large set of training tasks. During inference, the model computes the perplexity for each question-answer pair and predicts the pair with the lowest perplexity

as the answer. We focus on the input interactions (subsection A.4) between input tokens to understand why the model assigns a low perplexity for incorrect examples.



The figure shows two lines of text with red boxes highlighting specific words. The first line is "antedate if you are prone to postpone work what will you have to do in order to finish on time ?" and the second line is "hasten if you are prone to postpone work what will you have to do in order to finish on time ?".

Figure 7: Interaction score between false positive prediction “antedate” and false negative prediction “antedate”.

Initially, in the Attention Head View, the user notices that a few heads in the lower layers have higher importance scores, with three of the top five most important heads in the first layer. Using the Projection View, the user filters by false positive examples and then selects examples with the highest relative loss. Since the in-context demonstration examples are fixed during inference, the interaction (see subsection A.4) between question and answer tokens is analyzed using the Instance View. The user finds that the model displays a similar pattern-matching behaviour as in previous case studies, where semantically related tokens have high interaction scores. For instance, in Figure 7, the token “postpone” has a high interaction score with the false-positive answer “antedate” and a low interaction score with the ground-truth answer “hasten”. We hypothesize that while the demonstrations help ‘locate’ a previously learned concept to do the in-context learning task, answering questions still relies on the correlations with the pretraining data.

## 6 Conclusions and Future Work

In this work, we propose a visual analytics framework for transformer-based generative models that allows the exploration of the model and corpus across multiple levels of granularity while providing the user with faceted visualization of the model’s behaviour through dynamic interactions. To demonstrate the usability of our framework, we present three case studies based on open research problems in NLP. We hope the findings will motivate future studies on using our framework to address challenges in other tasks and larger pre-trained models. While our framework is under active development, we will keep refining it by exploring additional usage scenarios and incorporating user feedback.

<sup>3</sup><https://github.com/Helsinki-NLP/Tatoeba-Challenge/blob/master/models/eng-zho/README.md>

## References

- J Alammar. 2021. [Ecco: An open source library for the explainability of transformer language models](#). In *Proceedings of the 59th Annual Meeting of the Association for Computational Linguistics and the 11th International Joint Conference on Natural Language Processing: System Demonstrations*, pages 249–257, Online. Association for Computational Linguistics.
- Michael Bostock, Vadim Ogievetsky, and Jeffrey Heer. 2011. D<sup>3</sup> data-driven documents. *IEEE transactions on visualization and computer graphics*, 17(12):2301–2309.
- Tom Brown, Benjamin Mann, Nick Ryder, Melanie Subbiah, Jared D Kaplan, Prafulla Dhariwal, Arvind Neelakantan, Pranav Shyam, Girish Sastry, Amanda Askell, Sandhini Agarwal, Ariel Herbert-Voss, Gretchen Krueger, Tom Henighan, Rewon Child, Aditya Ramesh, Daniel Ziegler, Jeffrey Wu, Clemens Winter, Chris Hesse, Mark Chen, Eric Sigler, Mateusz Litwin, Scott Gray, Benjamin Chess, Jack Clark, Christopher Berner, Sam McCandlish, Alec Radford, Ilya Sutskever, and Dario Amodei. 2020. [Language models are few-shot learners](#). In *Advances in Neural Information Processing Systems*, volume 33, pages 1877–1901. Curran Associates, Inc.
- Meng Cao, Yue Dong, and Jackie Cheung. 2022. [Hallucinated but factual! inspecting the factuality of hallucinations in abstractive summarization](#). In *Proceedings of the 60th Annual Meeting of the Association for Computational Linguistics (Volume 1: Long Papers)*, pages 3340–3354, Dublin, Ireland. Association for Computational Linguistics.
- Kevin Clark, Urvashi Khandelwal, Omer Levy, and Christopher D. Manning. 2019. [What does BERT look at? an analysis of BERT’s attention](#). In *Proceedings of the 2019 ACL Workshop BlackboxNLP: Analyzing and Interpreting Neural Networks for NLP*, pages 276–286, Florence, Italy. Association for Computational Linguistics.
- Andy Cockburn, Amy Karlson, and Benjamin B Bederson. 2009. A review of overview+ detail, zooming, and focus+ context interfaces. *ACM Computing Surveys (CSUR)*, 41(1):1–31.
- Jacob Devlin, Ming-Wei Chang, Kenton Lee, and Kristina Toutanova. 2019. [BERT: Pre-training of deep bidirectional transformers for language understanding](#). In *Proceedings of the 2019 Conference of the North American Chapter of the Association for Computational Linguistics: Human Language Technologies, Volume 1 (Long and Short Papers)*, pages 4171–4186, Minneapolis, Minnesota. Association for Computational Linguistics.
- Kawin Ethayarajh. 2019. [How contextual are contextualized word representations? Comparing the geometry of BERT, ELMo, and GPT-2 embeddings](#). In *Proceedings of the 2019 Conference on Empirical Methods in Natural Language Processing and the 9th International Joint Conference on Natural Language Processing (EMNLP-IJCNLP)*, pages 55–65, Hong Kong, China. Association for Computational Linguistics.
- Mor Geva, Avi Caciularu, Guy Dar, Paul Roit, Shoval Sadde, Micah Shlain, Bar Tamir, and Yoav Goldberg. 2022. [LM-debugger: An interactive tool for inspection and intervention in transformer-based language models](#). In *Proceedings of the The 2022 Conference on Empirical Methods in Natural Language Processing: System Demonstrations*, pages 12–21, Abu Dhabi, UAE. Association for Computational Linguistics.
- Yaru Hao, Li Dong, Furu Wei, and Ke Xu. 2021. [Self-attention attribution: Interpreting information interactions inside transformer](#). *Proceedings of the AAAI Conference on Artificial Intelligence*, 35(14):12963–12971.
- Fred Hohman, Minsuk Kahng, Robert Pienta, and Duen Horng Chau. 2019. [Visual analytics in deep learning: An interrogative survey for the next frontiers](#). *IEEE Transactions on Visualization and Computer Graphics*, 25(8):2674–2693.
- Benjamin Hoover, Hendrik Strobelt, and Sebastian Gehrmann. 2019. [exbert: A visual analysis tool to explore learned representations in transformers models](#). *arXiv preprint arXiv:1910.05276*.
- Benjamin Hoover, Hendrik Strobelt, and Sebastian Gehrmann. 2020. [exBERT: A Visual Analysis Tool to Explore Learned Representations in Transformer Models](#). In *Proceedings of the 58th Annual Meeting of the Association for Computational Linguistics: System Demonstrations*, pages 187–196, Online. Association for Computational Linguistics.
- Patrick Huber and Giuseppe Carenini. 2022. [Towards understanding large-scale discourse structures in pre-trained and fine-tuned language models](#). In *Proceedings of the 2022 Conference of the North American Chapter of the Association for Computational Linguistics: Human Language Technologies*, pages 2376–2394, Seattle, United States. Association for Computational Linguistics.
- Joseph D Janizek, Pascal Sturmfels, and Su-In Lee. 2021. Explaining explanations: Axiomatic feature interactions for deep networks. *The Journal of Machine Learning Research*, 22(1):4687–4740.
- Narine Kokhlikyan, Vivek Miglani, Miguel Martin, Edward Wang, Bilal Alsallakh, Jonathan Reynolds, Alexander Melnikov, Natalia Kliushkina, Carlos Araya, Siqi Yan, and Orion Reblitz-Richardson. 2020. [Captum: A unified and generic model interpretability library for pytorch](#).
- Olga Kovaleva, Alexey Romanov, Anna Rogers, and Anna Rumshisky. 2019. [Revealing the dark secrets of BERT](#). In *Proceedings of the 2019 Conference on Empirical Methods in Natural Language Processing*



- and the 9th International Joint Conference on Natural Language Processing (EMNLP-IJCNLP), pages 4365–4374, Hong Kong, China. Association for Computational Linguistics.
- Mike Lewis, Yinhan Liu, Naman Goyal, Marjan Ghazvininejad, Abdelrahman Mohamed, Omer Levy, Veselin Stoyanov, and Luke Zettlemoyer. 2020. [BART: Denoising sequence-to-sequence pre-training for natural language generation, translation, and comprehension](#). In *Proceedings of the 58th Annual Meeting of the Association for Computational Linguistics*, pages 7871–7880, Online. Association for Computational Linguistics.
- Quentin Lhoest, Albert Villanova del Moral, Yacine Jernite, Abhishek Thakur, Patrick von Platen, Suraj Patil, Julien Chaumond, Mariama Drame, Julien Plu, Lewis Tunstall, Joe Davison, Mario Šaško, Gunjan Chhablani, Bhavitvya Malik, Simon Brandeis, Teven Le Scao, Victor Sanh, Canwen Xu, Nicolas Patry, Angelina McMillan-Major, Philipp Schmid, Sylvain Gugger, Clément Delangue, Théo Matussière, Lysandre Debut, Stas Bekman, Pierric Cistac, Thibault Goehringer, Victor Mustar, François Lagunas, Alexander Rush, and Thomas Wolf. 2021. [Datasets: A community library for natural language processing](#). In *Proceedings of the 2021 Conference on Empirical Methods in Natural Language Processing: System Demonstrations*, pages 175–184, Online and Punta Cana, Dominican Republic. Association for Computational Linguistics.
- Raymond Li, Wen Xiao, Lanjun Wang, Hyeju Jang, and Giuseppe Carenini. 2021. T3-vis: a visual analytic framework for training and fine-tuning transformers in nlp. *arXiv preprint arXiv:2108.13587*.
- Raymond Li, Wen Xiao, Linzi Xing, Lanjun Wang, Gabriel Murray, and Giuseppe Carenini. 2022. [Human guided exploitation of interpretable attention patterns in summarization and topic segmentation](#). In *Proceedings of the 2022 Conference on Empirical Methods in Natural Language Processing*, pages 10189–10204, Abu Dhabi, United Arab Emirates. Association for Computational Linguistics.
- Chin-Yew Lin. 2004. [ROUGE: A package for automatic evaluation of summaries](#). In *Text Summarization Branches Out*, pages 74–81, Barcelona, Spain. Association for Computational Linguistics.
- Pengfei Liu, Weizhe Yuan, Jinlan Fu, Zhengbao Jiang, Hiroaki Hayashi, and Graham Neubig. 2023. Pre-train, prompt, and predict: A systematic survey of prompting methods in natural language processing. *ACM Computing Surveys*, 55(9):1–35.
- Yinhan Liu, Jiatao Gu, Naman Goyal, Xian Li, Sergey Edunov, Marjan Ghazvininejad, Mike Lewis, and Luke Zettlemoyer. 2020. [Multilingual denoising pre-training for neural machine translation](#). *Transactions of the Association for Computational Linguistics*, 8:726–742.
- Leland McInnes, John Healy, and James Melville. 2018. Umap: Uniform manifold approximation and projection for dimension reduction. *arXiv preprint arXiv:1802.03426*.
- Paul Michel, Omer Levy, and Graham Neubig. 2019. Are sixteen heads really better than one? *Advances in neural information processing systems*, 32.
- Sewon Min, Mike Lewis, Luke Zettlemoyer, and Hananeh Hajishirzi. 2022a. [MetaICL: Learning to learn in context](#). In *Proceedings of the 2022 Conference of the North American Chapter of the Association for Computational Linguistics: Human Language Technologies*, pages 2791–2809, Seattle, United States. Association for Computational Linguistics.
- Sewon Min, Xinxu Lyu, Ari Holtzman, Mikel Artetxe, Mike Lewis, Hananeh Hajishirzi, and Luke Zettlemoyer. 2022b. [Rethinking the role of demonstrations: What makes in-context learning work?](#) In *Proceedings of the 2022 Conference on Empirical Methods in Natural Language Processing*, pages 11048–11064, Abu Dhabi, United Arab Emirates. Association for Computational Linguistics.
- Feng Nan, Ramesh Nallapati, Zhiguo Wang, Cicero Nogueira dos Santos, Henghui Zhu, Dejiao Zhang, Kathleen McKeown, and Bing Xiang. 2021. [Entity-level factual consistency of abstractive text summarization](#). In *Proceedings of the 16th Conference of the European Chapter of the Association for Computational Linguistics: Main Volume*, pages 2727–2733, Online. Association for Computational Linguistics.
- Shashi Narayan, Shay B. Cohen, and Mirella Lapata. 2018. [Don't give me the details, just the summary! topic-aware convolutional neural networks for extreme summarization](#). In *Proceedings of the 2018 Conference on Empirical Methods in Natural Language Processing*, pages 1797–1807, Brussels, Belgium. Association for Computational Linguistics.
- Alec Radford, Jeffrey Wu, Rewon Child, David Luan, Dario Amodei, Ilya Sutskever, et al. 2019. Language models are unsupervised multitask learners. *OpenAI blog*, 1(8):9.
- Colin Raffel, Noam Shazeer, Adam Roberts, Katherine Lee, Sharan Narang, Michael Matena, Yanqi Zhou, Wei Li, and Peter J. Liu. 2020. Exploring the limits of transfer learning with a unified text-to-text transformer. *J. Mach. Learn. Res.*, 21(1).
- Rita Sevastjanova, Aikaterini-Lida Kalouli, Christine Beck, Hanna Schäfer, and Mennatallah El-Assady. 2021. Explaining contextualization in language models using visual analytics. In *ACL-IJCNLP 2021-59th Annual Meeting of the Association for Computational Linguistics and the 11th International Joint Conference on Natural Language Processing, Proceedings of the Conference*, pages 464–476.
- Hendrik Strobelt, Benjamin Hoover, Arvind Satyanarayan, and Sebastian Gehrmann. 2021. Lmdiff: A visual diff tool to compare language models. *arXiv preprint arXiv:2111.01582*.



- Mukund Sundararajan, Ankur Taly, and Qiqi Yan. 2017. Axiomatic attribution for deep networks. In *International conference on machine learning*, pages 3319–3328. PMLR.
- Alon Talmor, Jonathan Herzig, Nicholas Lourie, and Jonathan Berant. 2019. **CommonsenseQA: A question answering challenge targeting commonsense knowledge**. In *Proceedings of the 2019 Conference of the North American Chapter of the Association for Computational Linguistics: Human Language Technologies, Volume 1 (Long and Short Papers)*, pages 4149–4158, Minneapolis, Minnesota. Association for Computational Linguistics.
- Ian Tenney, James Wexler, Jasmijn Bastings, Tolga Bolukbasi, Andy Coenen, Sebastian Gehrmann, Ellen Jiang, Mahima Pushkarna, Carey Radebaugh, Emily Reif, and Ann Yuan. 2020. **The language interpretability tool: Extensible, interactive visualizations and analysis for NLP models**. In *Proceedings of the 2020 Conference on Empirical Methods in Natural Language Processing: System Demonstrations*, pages 107–118, Online. Association for Computational Linguistics.
- Jörg Tiedemann and Santhosh Thottingal. 2020. **OPUS-MT – building open translation services for the world**. In *Proceedings of the 22nd Annual Conference of the European Association for Machine Translation*, pages 479–480, Lisboa, Portugal. European Association for Machine Translation.
- Laurens Van der Maaten and Geoffrey Hinton. 2008. Visualizing data using t-sne. *Journal of machine learning research*, 9(11).
- Jesse Vig. 2019a. A multiscale visualization of attention in the transformer model. *arXiv preprint arXiv:1906.05714*.
- Jesse Vig. 2019b. **A multiscale visualization of attention in the transformer model**. In *Proceedings of the 57th Annual Meeting of the Association for Computational Linguistics: System Demonstrations*, pages 37–42, Florence, Italy. Association for Computational Linguistics.
- Jesse Vig and Yonatan Belinkov. 2019. **Analyzing the structure of attention in a transformer language model**. In *Proceedings of the 2019 ACL Workshop BlackboxNLP: Analyzing and Interpreting Neural Networks for NLP*, pages 63–76, Florence, Italy. Association for Computational Linguistics.
- Elena Voita, David Talbot, Fedor Moiseev, Rico Senrich, and Ivan Titov. 2019. **Analyzing multi-head self-attention: Specialized heads do the heavy lifting, the rest can be pruned**. In *Proceedings of the 57th Annual Meeting of the Association for Computational Linguistics*, pages 5797–5808, Florence, Italy. Association for Computational Linguistics.
- Eric Wallace, Jens Tuyls, Junlin Wang, Sanjay Subramanian, Matt Gardner, and Sameer Singh. 2019. Allennlp interpret: A framework for explaining predictions of nlp models. *arXiv preprint arXiv:1909.09251*.
- Zijie J Wang, Robert Turko, and Duen Horng Chau. 2021. **Dodrio: Exploring transformer models with interactive visualization**. *arXiv preprint arXiv:2103.14625*.
- Thomas Wolf, Lysandre Debut, Victor Sanh, Julien Chaumond, Clement Delangue, Anthony Moi, Pierric Cistac, Tim Rault, Remi Louf, Morgan Funtowicz, Joe Davison, Sam Shleifer, Patrick von Platen, Clara Ma, Yacine Jernite, Julien Plu, Canwen Xu, Teven Le Scao, Sylvain Gugger, Mariama Drame, Quentin Lhoest, and Alexander Rush. 2020. **Transformers: State-of-the-art natural language processing**. In *Proceedings of the 2020 Conference on Empirical Methods in Natural Language Processing: System Demonstrations*, pages 38–45, Online. Association for Computational Linguistics.
- Wen Xiao, Iz Beltagy, Giuseppe Carenini, and Arman Cohan. 2022. **PRIMERA: Pyramid-based masked sentence pre-training for multi-document summarization**. In *Proceedings of the 60th Annual Meeting of the Association for Computational Linguistics (Volume 1: Long Papers)*, pages 5245–5263, Dublin, Ireland. Association for Computational Linguistics.
- Jingqing Zhang, Yao Zhao, Mohammad Saleh, and Peter Liu. 2020. **PEGASUS: Pre-training with extracted gap-sentences for abstractive summarization**. In *Proceedings of the 37th International Conference on Machine Learning*, volume 119 of *Proceedings of Machine Learning Research*, pages 11328–11339. PMLR.

## A Algorithm

In this section, we describe the algorithms utilized in our interface for data transformation and model analysis.

### A.1 Dimensionality Reduction

The goal of dimension reduction is to reduce high-dimensional data (e.g. hidden states) into low-dimensional space while retaining some meaningful properties (e.g. distance) of the original data. In our interface, we adopt UMAP (McInnes et al., 2018), which is a non-linear reduction method that preserves the global structure. We also provide the user with an alternative t-SNE (Van der Maaten and Hinton, 2008) projection for contrast. Specifically, we apply the dimension reduction method to visualize the averaged encoder hidden states for encoder-decoder models, and the average decoder hidden states for decoder-only models.

## A.2 Attention Head Importance

To estimate the task importance of individual attention heads, we adapt the Attention Attribution method proposed by (Hao et al., 2021) for the three types of attention heads, namely, encoder self-attention, decoder self-attention, and decoder cross-attention. Specifically, for the weights of the  $j$ th attention head  $A_j$ , its attribution score is computed as:

$$\text{Attr}(A_j) = A_j \odot \int_{\alpha=0}^1 \frac{\partial L(\alpha A)}{\partial A_j} d\alpha \quad (1)$$

where  $\odot$  is the element-wise multiplication operator, and  $L$  can either be the loss function for the task (e.g. cross-entropy) or the loss w.r.t to the predicted logit. Intuitively,  $\text{Attr}(A_j)$  considers how sensitive model predictions are to the attention weights. In practice, the line integral can be efficiently computed using the Riemann approximation where the gradients are summed at points occurring at small intervals along the path from the zero matrices (no information) to the attention weights ( $A_i$ ). The importance score is averaged across all examples in the corpus.

## A.3 Input Attribution

In order to compute the attribution of input token  $x_i$  at each prediction step, we use the Integrated Gradients (IG) method (Sundararajan et al., 2017) where:

$$\text{Attr}(x_i) = x_i \odot \int_{\alpha=0}^1 \frac{\partial F(\alpha x)}{\partial x_i} d\alpha \quad (2)$$

where  $F$  is the transformer model. Note that this is almost identical to the Attention Attribution in Equation 1. However, since we are interested in understanding the attribution to the model prediction, the gradient is computed w.r.t. the predicted logit rather than the loss function.

## A.4 Input Interactions

Input interactions refer to the degree of interactions between input tokens in affecting the model’s predictions. While many existing techniques have used second-order derivatives to estimate the pairwise interaction score (Janizek et al., 2021), we find this to be infeasible for larger models due to the memory requirements for computing the Hessian. Rather, we use the approach for estimating the head importance Hao et al. (2021), where we sum up the attention attribution score over the attention heads

to obtain the pairwise interaction scores between tokens.