

# nach0: Multimodal Natural and Chemical Languages Foundation Model

Micha Livne<sup>1†</sup>, Zulfat Miftahutdinov<sup>2†</sup>, Elena Tutubalina<sup>2†</sup>,  
Maksim Kuznetsov<sup>3†</sup>, Daniil Polykovskiy<sup>3</sup>, Annika Brundyn<sup>1</sup>,  
Aastha Jhunjhunwala<sup>1</sup>, Anthony Costa<sup>1</sup>, Alex Aliper<sup>4</sup>,  
Alex Zhavoronkov<sup>2\*</sup>

<sup>1</sup>NVIDIA, 2788 San Tomas Expressway, Santa Clara, 95051, CA, US.

<sup>2</sup>Insilico Medicine Hong Kong Ltd., Unit 310, 3/F, Building 8W, Phase 2, Hong Kong Science Park, Pak Shek Kok, New Territories, Hong Kong.

<sup>3</sup>Insilico Medicine Canada Inc., 3710-1250 René-Lévesque west, Montreal, Quebec, Canada.

<sup>4</sup>Insilico Medicine AI Ltd., Level 6, Unit 08, Block A, IRENA HQ Building, Masdar City, Abu Dhabi, United Arab Emirates.

\*Corresponding author(s). E-mail(s): [alex@insilicomedicine.com](mailto:alex@insilicomedicine.com);

<sup>†</sup>These authors contributed equally to this work.

## Abstract

Large Language Models (LLMs) have substantially driven scientific progress in various domains, and many papers have demonstrated their ability to tackle complex problems with creative solutions. Our paper introduces a new foundation model, nach0, capable of solving various chemical and biological tasks: biomedical question answering, named entity recognition, molecular generation, molecular synthesis, attributes prediction, and others. nach0 is a multi-domain and multi-task encoder-decoder LLM pre-trained on unlabeled text from scientific literature, patents, and molecule strings to incorporate a range of chemical and linguistic knowledge. We employed instruction tuning, where specific task-related instructions are utilized to fine-tune nach0 for the final set of tasks. To train nach0 effectively, we leverage the NeMo framework, enabling efficient parallel optimization of both base and large model versions. Extensive experiments demonstrate that our model outperforms state-of-the-art baselines on single-domain and cross-domain tasks. Furthermore, it can generate high-quality outputs in molecular and textual formats, showcasing its effectiveness in multi-domain setups.

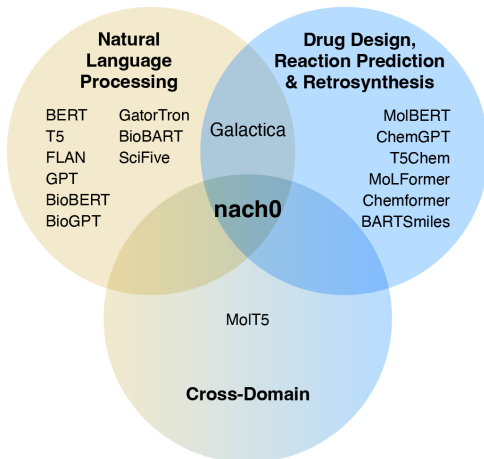
**Keywords:** NLP, language modeling, foundation model, encoder-decoder architecture, chemistry, drug design, reaction prediction, retrosynthesis, molecular description generation

## 1 Introduction

Large-scale pre-training of language models (LMs), such as BERT (Devlin et al, 2019), T5 (Raffel et al, 2020), BART (Lewis et al, 2020) and GPT (Brown et al, 2020), on vast amounts of text data has yielded impressive results on a variety of natural language processing (NLP) tasks. These models’ success can be attributed to their ability to learn deeply contextualized representations of input tokens through self-supervision at scale (Devlin et al, 2019). Recently, foundation models have built upon the concept of self-supervised learning by pre-training a single model over unlabeled data that can be easily adapted to any task (Bommasani et al, 2021).

The application of neural network architectures and LMs has significantly advanced the field of chemistry, particularly in domain-specific information retrieval, drug development, and clinical trial design (Tutubalina et al, 2022; Miftahutdinov et al, 2021b,a; Tutubalina et al, 2020; Aliper et al, 2023; Putin et al, 2018; Polykovskiy et al, 2018; Shayakhmetov et al, 2020; Aliper et al, 2016; Kuznetsov and Polykovskiy, 2021). These developments include neural molecular fingerprinting, generative approaches to small molecule design (Putin et al, 2018; Polykovskiy et al, 2018; Shayakhmetov et al, 2020), prediction of pharmacological properties, and drug repurposing (Shayakhmetov et al, 2020; Aliper et al, 2016). The clinical development of a drug is a time and money consuming process that typically requires several years and a billion-dollar budget to progress from phase 1 clinical trials to the patients (Dowden and Munro, 2019). The use of state-of-the-art neural network approaches and language models has the potential to facilitate the drug development process considerably.

A number of LMs have been proposed for the biomedical domain, utilizing a variety of model families: for instance, researchers have developed BioBERT (Lee et al, 2020), based on BERT with 110 million parameters, and SciFive, based on T5-base and T5-large with 220 and 770 million parameters respectively, using biomedical literature from PubMed. NVIDIA has also developed BioMegatron models in the biomedical domain using a more extensive set of PubMed-derived free text, ranging from 345 million to 1.2 billion parameters. However, the datasets used in these models cover mainly biomedical natural language texts and contain biomedical named entities like drugs, genes, and cell lines names but omit important chemical structure descriptions in SMILES format. Enriching biomedical datasets with chemical structures is an important and challenging task. Recently, LMs such as Galactica (Taylor et al, 2022), based on Transformer architecture in a decoder-only setup (Vaswani et al, 2017) with 120 billion parameters in its largest setup, and MolT5 (Edwards et al, 2022), based on T5-base and T5-large, were proposed to address this limitation. Both modes were pre-trained with natural language and chemical data, creating a shared representation



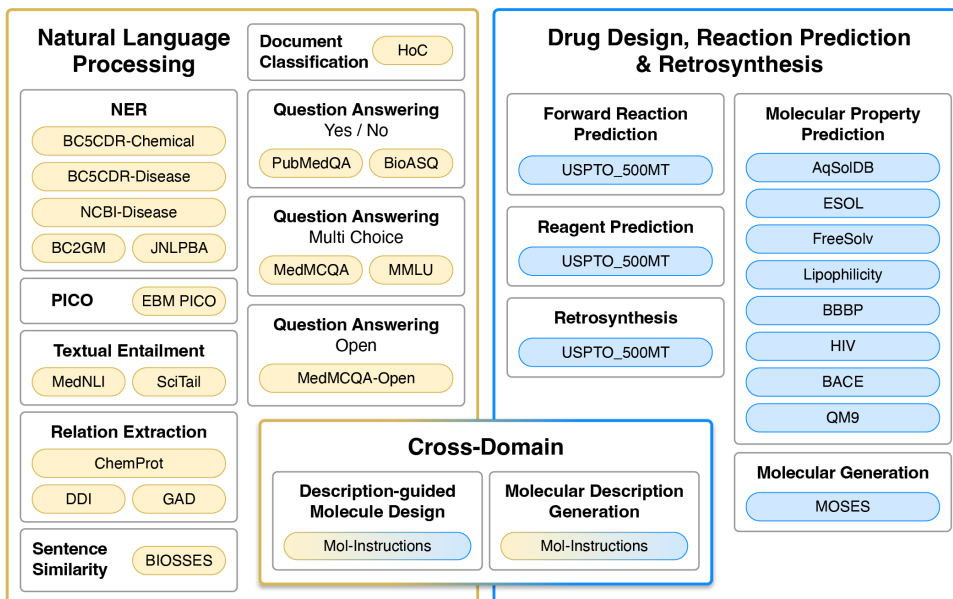
**Fig. 1** A Venn diagram that shows the relationships between fine-tuning data used in our study and related work. It is important to highlight that the majority of models typically treat the chemical space and the semantic space in the natural language domain independently. Novel cross-domain datasets such as Mol-Instructions (Fang et al, 2023) and MolT5 data (Edwards et al, 2022) have asked whether it is possible to unify representations of natural language and molecules for NLP and molecule generation tasks within a single model. In this work, we seek to answer this question.

space, yet were not fine-tuned on a diverse set of chemical tasks with instruction tuning in a multi-task fashion. The Venn diagram in Fig. 1 provides a summary of the existing LMs.

In this paper, we propose a unified encoder-decoder transformer named nach0 for natural language, chemical generalization and cross-domain tasks. We pre-train on both natural language and chemical data using Self Supervised Learning and employ nach0 as the foundation model for a wide range of downstream tasks (Fig. 2). The tasks include well-known NLP problems such as information extraction, question answering, textual entailment, molecular structures and description generation, chemical property prediction, and reaction predictions. Inspired by (Raffel et al, 2020; Chung et al, 2022), we follow the intuition that tasks can be described via natural language instructions, such as “What reactants could be used to synthesize O=C(NC1CCN(Cc2ccccc2)CC1)c1c(C1)cccc1[N+](=O)[O-]” or “describe a molecule C1=CC(=CC=C1C[C@H](C(=O)[O-])N)O”. Prompt design and instruction tuning are employed for model training using NVIDIA’s Neural Modules (NeMo) framework (Kuchaiev et al, 2019), which provides scientists with a way to train and deploy LLMs using NVIDIA GPUs. Extensive evaluation in both in-domain and cross-domain setup demonstrates that nach0 is a powerful tool for the chemistry domain.

### Contribution

Our contributions are three-fold:



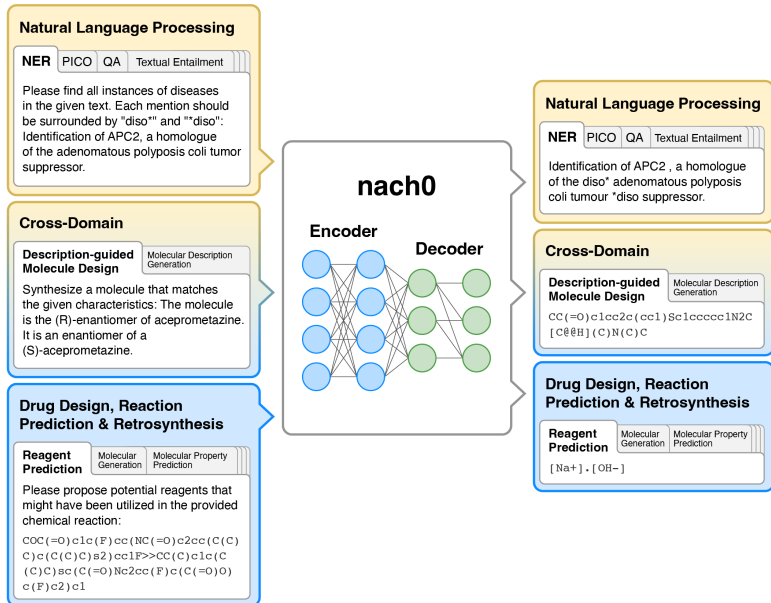
**Fig. 2** Datasets used for training and evaluation. Colour represents the type of tasks. Yellow and blue datasets are single-domain, typically requiring regression/classification losses or generation in the target domain (natural language or SMILES strings). Gradients from yellow to blue represent cross-domain generation tasks that require natural language input and SMILES output, or vice versa.

1. We introduce a biochemical foundation model nach0 and pre-train base and large versions of nach0 on molecular structures and textual data from scientific articles and patents.
2. We fine-tune nach0 in a supervised and multi-task manner, using a combination of diverse tasks specified through natural language prompts.
3. Through the experimental validation on benchmark datasets, focusing on both single-domain and cross-domain tasks, we show that our model achieves competitive results with state-of-the-art encoder-decoder models specialized for single domain.

## 2 Results and discussion

### 2.1 nach0 framework

The aim of nach0 is to create a unified transformer capable of performing natural language, chemical generalization, and translation tasks simultaneously. Fig. 3 shows a diagram of our framework with several input/output examples. The model’s representations are learned from extensive and diverse chemical SMILES data and related textual data from scientific articles and patents. Similar to (Raffel et al, 2020; Chung et al, 2022), nach0 follows an encoder-decoder architecture that takes textual input



**Fig. 3** A diagram of nach0 which is a text-to-text framework. The model takes text as input and is trained to generate the desired target text for each specific task. This unified approach enables us to utilize the same model architecture, loss function, hyperparameters, and other components across our diverse range of mono-domain (NLP, CHEM) and cross-domain (NLP $\leftrightarrow$ CHEM) tasks.

and generates target responses. To train the model on a mixture of datasets partitioned into different tasks, we formulate all the tasks in a “text-to-text” format, where the model is given some text as a context or condition and produces the output in a text format. Each dataset is associated with multiple prompt templates used to format datasets’ instances into input and target pairs. In particular, we train nach0 on three types of tasks (Fig. 2):

- NLP tasks: named entity recognition (NER), PICO extraction, textual entailment, relation extraction, sentence similarity, document classification, question answering (yes/no, multi-choice, open);
- chemistry-related (CHEM) tasks: molecular property prediction, molecular generation, forward reaction prediction, reagent prediction, retrosynthesis;
- cross-domain (NLP $\leftrightarrow$ CHEM) tasks: description-guided molecule design, molecular description generation;

Fig. 3 shows our model and prompt format. Details on train/test splits are presented in Table 1. Datasets’ descriptions with example instances are reported in Supplementary Information, Sec. 2.

Given the presence of textual and molecular modalities, different tokenization technique is a crucial aspect of dataset design. One way to represent molecular structures is a simplified molecular-input line-entry system (SMILES) string (Weininger, 1988). SMILES describe a molecule as a sequence of atoms in a depth-first traversal order

**Table 1** List of datasets used in our study. We note that ESOL, FreeSolv, Lipophilicity, BBBP, HIV, BACE are included in the MoleculeNet benchmark (Wu et al, 2018); QM9, MoleculeNet and USPTO\_500MT data are collected from Mol-Instructions (Fang et al, 2023).

Task	Dataset	Link	Train/Test split
NER	BC5CDR-Chemical (Li et al, 2016)	<a href="#">link</a>	predefined
	BC5CDR-Disease (Li et al, 2016)	<a href="#">link</a>	predefined
	NCBI-disease (Doğan et al, 2014)	<a href="#">link</a>	predefined
	BC2GM (Smith et al, 2008)	<a href="#">link</a>	predefined
	JNLPBA (Collier and Kim, 2004)	<a href="#">link</a>	predefined
PICO	EBM PICO (Nye et al, 2018)	<a href="#">link</a>	predefined
Textual Entailment	MedNLI (Shivade et al, 2019)	<a href="#">link</a>	predefined
	SciTail (Khot et al, 2018)	<a href="#">link</a>	predefined
Relation Extraction	ChemProt (Krallinger et al, 2017)	<a href="#">link</a>	predefined
	DDI (Herrero-Zazo et al, 2013)	<a href="#">link</a>	predefined
	GAD (Bravo et al, 2015)	<a href="#">link</a>	predefined
Sentence similarity	BIOSSES (Soğancıoğlu et al, 2017)	<a href="#">link</a>	predefined
Document Classification	HoC (Hanahan and Weinberg, 2000)	<a href="#">link</a>	predefined
Question answering (Yes/No)	PubMedQA (Jin et al, 2019)	<a href="#">link</a>	predefined
	BioASQ (Nentidis et al, 2020)	<a href="#">link</a>	predefined
Molecular property prediction	ESOL (Wu et al, 2018)	<a href="#">link</a>	predefined
	FreeSolv (Wu et al, 2018)		
	Lipophilicity (Wu et al, 2018)		
	BBBP (Wu et al, 2018)		
	HIV (Wu et al, 2018)		
	BACE (Wu et al, 2018)	<a href="#">link</a>	random
	QM9 (Fang et al, 2023)		
Molecular generation	MOSES (Polykovskiy et al, 2018)	<a href="#">link</a>	predefined
Forward Reaction Prediction Reagent Prediction Retrosynthesis	Mol-Instructions (Fang et al, 2023)	<a href="#">link</a>	random
Description-guided molecule design Molecular description generation	Mol-Instructions (Fang et al, 2023)	<a href="#">link</a>	random

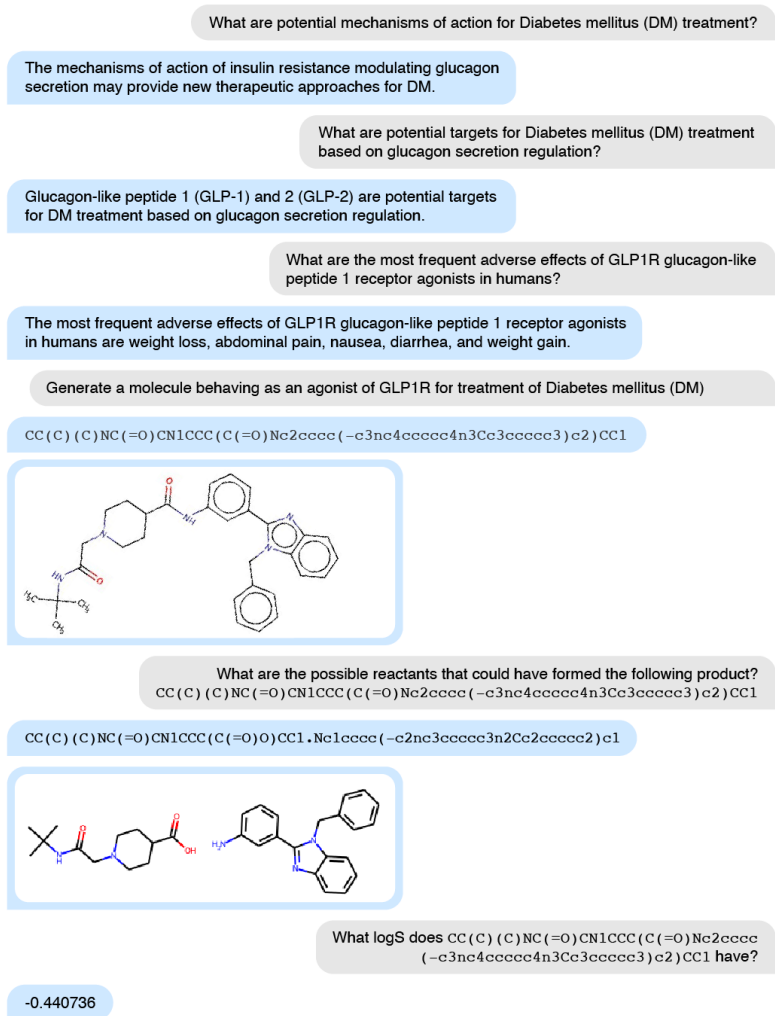
and uses special symbols to depict branching, cycle opening/closing, bond types, and stereochemistry. We use the following tokenization:

- Textual domain sub-word tokens adopted from FLAN-T5 (Chung et al, 2022) for natural language sequences;
- Tokenization for SMILES: we annotate each SMILES token with special symbols: `<sm_{token}>` and extend the vocabulary with such tokens.

Pre-training and fine-tuning nach0 large model required 10 days on 64 A100 80G GPUs from 8 NVIDIA DGX nodes using the NVIDIA cluster architecture. Details are presented in Sec. 4.

## 2.2 Use case: End-to-end drug discovery

In the first case study, we generate molecular structures against Diabetes mellitus (DM) using just one model, nach0: discover biological targets, analyze the mechanism of action, generate molecular structure, propose one-step synthesis, and



**Fig. 4** Input request from a human (gray color) and nach0's response (blue color).

predict molecular properties. In a series of questions, we generate the model's responses using top-p sampling with values from 0.3 to 0.7 and step equals 0.05 and ask an expert chemist to pick the best response (Fig. 4). In total, we generate 200 SMILES on the molecule generation prompt and select one structure, CC(C)(C)NC(=O)CN1CCC(C(=O)Nc2cccc(-c3nc4ccccc4n3Cc3ccccc3)c2)CC1, as the most promising based on a chemical expert knowledge perspective. This semi-automated approach is efficient for discovering novel molecules and assessing their properties. We predict that further iterations of this model will require less supervision, and medicinal chemists will start using it as a side-car for generating and validating ideas.

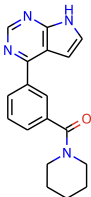
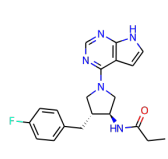
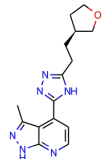
### 2.3 Use case: Chemistry42 generative model

Chemistry42 is Insilico Medicine’s AI drug discovery platform that efficiently generates novel active molecules using 42 generative models (Ivanenkov et al, 2023). In this experiment, we apply nach0 to one of the published case study setups available on demand at [demo.chemistry42.com](https://demo.chemistry42.com)—Structure-Based Design of Janus Kinase 3 Inhibitors. In Chemistry42, we use 3LXK crystal structure, pharmacophore hypothesis, and a set of physicochemical properties to set up the search space for the generative models. All generative models search the chemical space to find the best possible structures.

In this experiment, we replaced all 42 generative models with nach0 and generated a set of structures using a prompt “Generate a random druglike small inhibitor molecule for the Janus Kinase 3 JAK3 that contains a classic kinase hinge binding motif”. Note that nach0 does not have access to the specific crystal structure and other required properties, so the model generated molecules using solely its knowledge about JAK3.

In Tab. 2, we compare generation results using a combinatorial generator Polykovskiy et al (2020), Chemistry42 Ivanenkov et al (2023), and our model. In just 45 minutes (consisting of 15 minutes for generation and 30 minutes for scoring in Chemistry42), our model discovered 8 molecules satisfying all the 2D and 3D requirements. All these structures have a hinge binder and properly bind in the active site. While our model can discover multiple molecules satisfying all constraints, the discovered structures are currently worse than those found in 72 hour generations in Chemistry42, since nach0 does not yet learn from the reinforcement learning feedback during generation and because it does not have exact knowledge of the experiment setup. In future work, we will expand our model with reinforcement learning capabilities to improve generation quality.

**Table 2** Comparison between nach0 and Chemistry42 models on JAK3 inhibitors generation. nach0 can discover multiple molecules passing all constraints, even though it only uses implicit knowledge about the protein target. Discovery rate (percentage of good molecules from all generated molecules) indicates that our models acts better than random combinatorial generator when solving the problem.

	Combinatorial generator	nach0	Chemistry42
Time	24 hours	45 minutes	72 hours
Total molecules	73,000	7,200	382,000
Good molecules	30	8	5,841
Discovery rate	0.04%	0.11%	1.53%
Best molecule			



## 2.4 Use case: Life Star 1 Robotics lab

In the second case study, we validated the nach0’s predictions using Insilico Medicine’s **Life Star 1** Robotics lab. The goal was to predict antiproliferation activity of 10 drugs against 8 different colorectal adenocarcinoma cell lines. Robotics lab measured the activity of 36 drug/cell line pairs, and the goal for the model was to predict which pairs were active. The full dataset will be published in a separate robotics lab paper. Using this data, we ask nach0 to generate responses to the prompt “is <DRUG> effective against <CELL\_LINE> colorectal adenocarcinoma cells, with IC50 values of below 1 micromole?”. For each pair, we run the model 50 times and average the predictions to estimate the activity probability. The model correctly identified 27 pairs, while the majority vote baseline only correctly identified 19.

## 2.5 Comparison of multi-task models

Table 3 compares nach0 base and large models with two existing NLP encoder-decoder models (general-domain FLAN (Chung et al, 2022) and domain-specific SciFive (Phan et al, 2021)), and a multi-domain encoder-decoder model MolT5 (Edwards et al, 2022). The table contains metrics for each task and model, with the results of the top-performing base model emphasized in bold. First, FLAN base and nach0 base exhibit similar results on NLP tasks on average, demonstrating superior performance on different tasks. Second, as expected, large nach0 performed best among all the models. In terms of base models, nach0 base achieved the best results on chemical and cross-domain tasks over existing models, confirming that pre-training on two types of data with different tokens can be effective.

## 2.6 Ablations

To examine the impact of cross-domain data on multi-task fine-tuning, we conducted training on mono-domain data. The results of four pre-trained checkpoints (SciFive, FLAN, MolT5, nach0) fine-tuned exclusively on NLP data are presented in Supplementary Information, Sec. 1. When considering average performance on the NLP group, nach0, SciFive, and FLAN exhibit similar results, MolT5 achieves lower scores compared to the other models.

Next, we investigate how chemical tasks groups combination effects on joint model performance in comparison with individual models trained on each separate chemical tasks group—on predictive tasks group, on reaction tasks group and molecular generation/cross-domain tasks group. We perform the same experiments with MolT5 model to elaborate on how pretraining data and special chemical tokens affect the quality of the model on chemical tasks.

The results of this ablation study can be found in Tab. 4 and show that nach0 benefits from combining chemical tasks group—model trained on the whole set of chemical data without NLP outperforms in total set of metrics models trained on distinct task groups. It is important to mention that despite the joint model showing worse metrics than the model trained only on molecular generation and cross-domain tasks, it works better since it does not overfit on training data—the novelty metric is more prevail here over all other molecule generation metrics.

**Table 3** Full results of nach0 on NLP, CHEM and cross-domain tasks in comparison with FLAN, SciFive, MolT5. All models are trained in a multi-task fashion. Bold number is the highest score on each dataset and the underscore stands for the second best result.

Dataset	Metric	MolT5 Base	SciFive Base	FLAN Base	nach0 Base	nach0 Large
BC5-chem	F-1	77.82%	91.02%	88.03%	90.96%	<b>92.78%</b>
BC5-disease		71.62%	<u>82.24%</u>	78.29%	81.67%	<b>85.51%</b>
NCBI-disease		74.96%	84.22%	81.37%	84.30%	<b>85.82%</b>
BC2GM		53.47%	69.55%	62.53%	<u>71.12%</u>	<b>80.41%</b>
JNLPBA		63.06%	72.99%	70.74%	<u>73.70%</u>	<b>79.80%</b>
EBM PICO	F1	67.37%	67.32%	69.48%	67.60%	<b>94.44%</b>
MedNLI	Accuracy	58.69%	70.29%	<u>79.66%</u>	73.40%	<b>89.22%</b>
SciTail		56.54%	80.73%	90.68%	84.12%	<b>93.87%</b>
ChemProt	F-1	70.52%	75.83%	84.38%	83.61%	<b>94.46%</b>
DDI		56.02%	59.53%	85.96%	<u>88.69%</u>	<b>93.13%</b>
GAD		52.10%	64.53%	66.93%	75.47%	<b>78.24%</b>
BIOSSES	Pearson	24.55%	56.51%	<b>61.21%</b>	<u>52.58%</u>	52.37%
HoC	F-1	70.24%	72.49%	72.37%	<u>80.40%</u>	<b>85.86%</b>
PubMedQA	F-1	49.12%	59.44%	62.80%	58.76%	<b>74.21%</b>
BioASQ		61.71%	80.29%	<u>87.14%</u>	79.43%	89.21%
MedMCQA and MMLU	Accuracy	25.97%	25.06%	25.42%	<u>26.61%</u>	<b>46.10%</b>
MedMCQA-Open	BLEU-2	4.52%	<u>5.83%</u>	5.10%	<b>6.30%</b>	2.26%
Reagent prediction	Accuracy@top1	1.10%	3.80%	4.00%	<u>6.30%</u>	<b>13.08%</b>
Retrosynthesis	Accuracy@top1	15.00%	31.00%	31.00%	<u>53.00%</u>	<b>56.26%</b>
Forward reaction prediction	Accuracy@top1	27.00%	60.00%	59.00%	<u>88.00%</u>	<b>89.94%</b>
BACE	BA	0.58	0.65	0.65	<b>0.74</b>	<b>0.71</b>
BBBP	BA	0.55	0.66	0.6	<u>0.67</u>	<b>0.68</b>
HIV	BA	0.5	0.53	0.53	<u>0.56</u>	<b>0.60</b>
HFE	R2	-0.36	0.51	0.55	<u>0.77</u>	<b>0.78</b>
HOMO-LUMO	RMSE	1.1	0.4	0.37	<b>0.19</b>	<b>0.19</b>
	R2	0.98	0.99	0.99	<b>1.00</b>	<b>1.00</b>
	RMSE	0.0008	0.0003	0.0003	<b>0.0001</b>	<b>0.0001</b>
LOGD	R2	-0.6	-0.27	-0.32	<b>0.28</b>	<b>0.28</b>
	RMSE	2.4	1.9	1.9	<b>1.1</b>	<b>1.1</b>
LOGS	R2	-0.49	0.31	0.001	<b>0.48</b>	<b>0.48</b>
	RMSE	1.4	0.63	0.91	<b>0.48</b>	<b>0.48</b>
MOSES	Valid	98.30%	95.79%	97.63%	99.86%	<b>99.93%</b>
	Unique@10000	99.93%	99.94%	<u>99.95%</u>	99.92%	<b>99.97%</b>
	FCD/Test	0.5212	0.5778	0.5289	<b>0.3106</b>	0.3038
	SNN/Test	0.5745	0.5688	0.5742	<u>0.6118</u>	<b>0.6222</b>
	Frag/Test	0.9974	0.9967	0.9965	<u>0.9985</u>	<b>1.00</b>
	Scaf/Test	0.8748	0.8737	0.8823	<u>0.9205</u>	<b>0.9292</b>
	IntDiv	0.8460	0.8464	0.8462	<u>0.8478</u>	<b>0.8585</b>
	Filters	98.89%	98.67%	98.68%	99.54%	<b>99.67%</b>
	Novelty	<u>93.92%</u>	<b>93.98%</b>	93.67%	87.60%	93.87%
Description-guided molecule design	BLEU-2	30.32%	44.17%	43.64%	<b>48.97%</b>	<u>48.76%</u>
Molecular description generation	BLEU-2	35.61%	39.56%	38.58%	<b>43.91%</b>	<u>41.73%</u>

Also, experiments show that the special chemical tokens and pre-training on both natural language and chemical data improve the model quality—nach0 outperforms MolT5 baseline or show equal metrics on each chemical task group. We miss some

**Table 4** Performance of nach0 on chemical tasks groups in comparison with MolT5. We list the scores for each task (see Supplementary Information about datasets and metrics). Bold number is the best result on each dataset. All models are base models.

Dataset	Metric	nach0				MolT5		
		All	Pred.	React.	Mol. Gen.	Pred.	React.	Mol. Gen.
Prediction tasks								
BACE	BA	<b>0.74</b>	0.67	-	-	0.52	-	-
BBBP	BA	<b>0.67</b>	0.62	-	-	0.57	-	-
HIV	BA	0.56	<b>0.65</b>	-	-	0.51	-	-
HFE	R2	<b>0.77</b>	0.015	-	-	-0.74	-	-
	RMSE	<b>0.19</b>	0.81	-	-	1.4	-	-
HOMO-LUMO	R2	<b>1.0</b>	<b>1.0</b>	-	-	0.94	-	-
	RMSE	1e-4	<b>1e-5</b>	-	-	2e-4	-	-
LOGD	R2	<b>0.28</b>	0.27	-	-	-2.9	-	-
	RMSE	<b>1.1</b>	<b>1.1</b>	-	-	5.7	-	-
LOGS	R2	<b>0.48</b>	0.32	-	-	-1.2	-	-
	RMSE	<b>0.48</b>	0.62	-	-	2.0	-	-
Reaction tasks								
Reagent prediction	Accuracy	0.063	-	<b>0.14</b>	-	-	0.13	-
Retrosynthesis	Accuracy	<b>0.53</b>	-	0.39	-	-	0.39	-
Forward reaction prediction	Accuracy	0.88	-	<b>0.89</b>	-	-	<b>0.89</b>	-
Molecular generation and cross-domain tasks								
Molecule generation	Validity	99.86%	-	-	<b>99.99%</b>	-	-	0.0%
	Unique@10000	<b>99.92%</b>	-	-	99.81%	-	-	N/A
	FCD/Test	0.3106	-	-	<b>0.2411</b>	-	-	N/A
	SNN/Test	0.6118	-	-	<b>0.6551</b>	-	-	N/A
	Frag/Test	0.9985	-	-	<b>0.9988</b>	-	-	N/A
	Scaf/Test	0.9205	-	-	<b>0.9403</b>	-	-	N/A
	IntDiv	0.8478	-	-	<b>0.8493</b>	-	-	N/A
	Filters	99.54%	-	-	<b>99.95%</b>	-	-	N/A
Novelty	<b>87.6%</b>	-	-	64.34%	-	-	N/A	
Description-guided molecule gen.	BLEU-2	48.97%	-	-	<b>52.90%</b>	-	-	30.78%
Molecular description generation	BLEU-2	43.91%	-	-	<b>46.22%</b>	-	-	31.32%

MolT5 metrics on molecule generation task since it produces non-valid SMILES sequences.

## 2.7 Comparison with ChatGPT

Recently, a comprehensive benchmark for biomedical text generation and mining problems with ChatGPT was conducted, revealing its poor performance on several biomedical NLP benchmark datasets (Tang et al, 2023; Chen et al, 2023). Chen et al (2023) specifically evaluated ChatGPT on a BLURB benchmark (Gu et al, 2021), which encompasses BC5-chem, BC5-disease, NCBI-disease, BC2GM, JNLPBA, EMB-PICO, ChemProt, DDI, GAD, BIOSSES, HoC, PubMedQA, BioASQ. In particular,

ChatGPT got an average BLURB score of 48.27 on NER, while fine-tuned BERT achieved 86.27. For more details on evaluation scores, please refer to (Chen et al, 2023).

In our evaluation setup, we focus on three specific datasets: EMB-PICO, MedMCQA-Open, and molecular description generation (Mol-Instructions). The inclusion of EMB-PICO dataset was driven by its practical importance. This dataset involves the task of identifying and extracting specific fragments of text related to the Population/Patient/Problem (P), Intervention (I), Comparator (C), and Outcome (O) elements from unstructured biomedical texts, such as research articles and clinical trial reports. It is worth noting that the clinical trial domain holds particular significance for inClinico, a transformer-based artificial intelligence software platform designed to predict the outcome of Phase II clinical trials (Aliper et al, 2023). Molecular generation task is relevant to Chemistry42 platform (Ivanenkov et al, 2023).

To evaluate the zero-shot performance, we had to limit the evaluation to a subset of 2000 samples from the test set for each of the three datasets, considering the computational constraints of ChatGPT. In the case of the PICO dataset, ChatGPT achieved a word-level F1 score of 64.43%, comparable to the results obtained by fine-tuned nach0 base on this subset (F1 score of 67.60%). For MedMCQA-Open, ChatGPT achieved a BLEU2 score of 1.68%, while the fine-tuned nach0 base attained a BLEU2 score of 6.30%. In the molecular description generation task, ChatGPT achieved a BLEU2 score of 2.23%, whereas the fine-tuned nach0 base excelled with a BLEU2 score of 42.80%. Based on our preliminary findings, it is evident that utilizing ChatGPT directly leads to subpar performance compared to models trained specifically on the domain-specific dataset, how it was done in nach0.

## 2.8 Discussion

In this study, we pretrained and fine-tuned T5 models, which have an encoder-decoder architecture. Nevertheless, a broad range of model families, including T5, BERT-based BioMegatron (Shin et al, 2020), decoder-only PaLM (Chowdhery et al, 2022) and GPT (Brown et al, 2020), exist. To determine the most suitable architecture for pre-training and fine-tuning on chemical-related data, it may be necessary to evaluate these alternatives. We suggest it as a potential topic for future research.

There have been several efforts to train large language models (LLMs) on biomedical corpora, particularly on PubMed. Notable examples include BioGPT (355B) (Luo et al, 2022), PubMedGPT (2.7B) (Bolton, 2022), and Galactica (120B) (Taylor et al, 2022). Through our experiments with scaling from a base model (220M) to a large model (770M), we demonstrated the benefits of scale on all datasets. Based on our findings, we can conclude that scaling can further enhance the chemical capabilities of models, particularly in terms of generation and reasoning skills.

### 2.8.1 Limitations

#### Key LLM capabilities for chemistry

Although our LM was able to reach state-of-the-art performance on several chemistry-related benchmarks, our human evaluations clearly suggested that these models are

not at the chemist expert level. In order to bridge this gap, several new LLM capabilities need to be researched and developed including (i) knowledge alignment between textual and chemical sources as well as domain-specific knowledge graphs; (ii) ability to perform chemical reasoning and provide explanations for their predictions; (iii) ability to learn from and adapt to feedback from human experts, (iv) ability to generate novel chemical reactions and materials.

### Representations of molecules

One limitation of our LM is its focus on string representations of molecules, specifically the SMILES notation. Although SMILES is a widely used notation for representing molecules, it provides only 2D information of the molecule, missing the 3D geometry and spatial arrangement of atoms and bonds in a molecule. This can result in inaccuracies in predicting molecular properties and interactions. To address these limitations, it would be beneficial to incorporate additional modalities of molecules, such as the molecular graph in terms of 2D or 3D representations, in the training of the language model.

Another significant drawback of the SMILES format is the absence of a one-to-one translation between molecules and SMILES strings. Typically, a molecule can have multiple SMILES representations that differ from each other due to factors such as the starting atom, molecular graph traversal, and kekulization. In practice, SMILES strings are often converted to a canonical form using an unambiguous algorithm.

### Prompt design

Our language model has a limitation in that it heavily relies on the quality and specificity of the prompts, as well as the potential for biases in both the training data and the prompts themselves. To enhance the performance of the model, incorporating domain-specific and information-rich prompts is essential. One potential approach to achieving this is by leveraging the knowledge of domain experts to design effective biomedical prompts. Yet, over-reliance on domain-specific prompts may lead to a lack of diversity in the model’s responses, which can limit its usefulness.

### Chemical diversity

Mol-Instructions includes cross-domain datasets that consist of compounds and their corresponding descriptions collected from PubChem. PubChem is a publicly available database administered by the National Center for Biotechnology Information (NCBI). It is important to note that the datasets primarily encompass current drugs and known chemical probes, representing only a fraction of the vast predicted chemical space. Furthermore, these datasets do not encompass testing on novel chemical diversity distinct from molecules documented in the literature.

## 3 Conclusion

Our study integrates a diverse range of one-domain and multi-domain task types and biomolecular text instructions to address the landscape of chemical research on drug

design, reaction prediction, and retrosynthesis and leverage the advancements in NLP and LLMs. Extensive experiments and three case studies demonstrate that nach0’s capabilities in translating between natural language and chemical language enable it to tackle tasks effectively. Based on our findings, we foresee several promising directions for future research. One direction could involve modalities such as protein sequences, which would require adding special tokens into the model similar to SMILES. New modalities require collecting diverse tasks with natural language prompts for fine-tuning. A second direction involves extending NLP datasets and conducting zero-shot evaluations to assess the reasoning and generalization capabilities of nach0. Finally, exploring the fusion of information from textual sequences and relevant knowledge graphs as input in a self-supervised approach remains an area to be explored.

## 4 Methods

### 4.1 Model and Training Configuration

In our study, we predominantly employ a model featuring the default T5 architecture, which is derived from (Raffel et al, 2020). Our experimentation involves two model sizes: a base model consisting of 220 million parameters, characterized by 12 layers, a hidden state of 768 dimensions, a feed-forward hidden state of 3072 dimensions, and 12 attention heads; and a larger model with 770 million parameters, consisting of 24 layers, a hidden state of 1024 dimensions, a feed-forward hidden state of 4096 dimensions, and 16 attention heads.

For both models, we conduct pre-training with a language modeling (LM) objective and subsequent fine-tuning. The base models were trained using NVIDIA A4000 and A5000 GPUs, while the larger models were trained on NVIDIA’s DGX cloud platform. Both the pre-training and fine-tuning stages were executed using the subsequent hyperparameters: a batch size of 1024, a learning rate set to 1e-4, and a weight decay of 0.01. The pre-training stage lasted for a single epoch, whereas the fine-tuning stage for 10 epochs.

To execute the pre-training phase of our model with the LM objective, we leveraged two textual data sources in addition to one chemical data source. These textual data sources encompassed abstract texts extracted from Pubmed and patent descriptions derived from USPTO. All the textual data underwent a filtering process, eliminating documents that were not related to the chemistry domain. Consequently, the number of documents was curtailed to 13M for abstracts and 119K for patents. The chemical data component was sourced from the ZINC dataset, encompassing approximately 100 million documents. In aggregate, the textual data set contained 355M tokens for abstracts and 2.9B tokens for patents, whereas the chemical data encompassed 4.7B tokens.

### 4.2 Nemo, Parallel Training, NVIDIA Cluster

The training was performed using NVIDIA NeMo Toolkit (Harper et al, 2019), which consists of pre-built modules for end-to-end workflows in Automatic Speech Recognition (ASR), NLP, and Text-to-Speech (TTS) synthesis. NeMo uses PyTorch Lightning

for optimized multi-node/multi-GPU (MNMG) mixed-precision training. In this work, we leveraged the NeMo NLP collection to train and evaluate our LMs. We trained our model on a variety of tasks such as information extraction, question answering, molecular property prediction, and description-guided molecule design using the NeMo toolkit. A custom connector was added to extend the vocabulary size of the pre-trained model when continuing the training of the model with chemistry and biomedical datasets. The original vocabulary was extended to match the target vocabulary which was larger. The corresponding embedding matrix was initialized with learned embeddings of the original model. The extra tokens were initialized by re-using the first embeddings.

Data was parsed using Mem-Map Datasets from the NeMo toolkit to allow efficient data handling. The mem-map dataset relies on memory mapping directly to files, allowing the handling of very large datasets with small memory footprints and optimal reading speed. The data was loaded as raw text files and the tokenization occurred on-the-fly. Pre-fetching of the data mitigated the effects of online tokenization when compared to pre-tokenized data. The model was trained using tensor and pipeline parallelism (Narayanan et al, 2021), both of which are model parallel methods for distributed training and are implemented in the NeMo toolkit for efficient scaling of large language model training.

### 4.3 Existing transformer models for comparison

We compare our models with four existing encoder-decoder Transformer architectures:

1. Flan-T5 (Flan) (Chung et al, 2022): this model is based on pretrained T5-base model (Raffel et al, 2020) and fine-tuned on more than 1000 additional tasks with instructions for better zero-shot and few-shot performance. The model contains 248M parameters and can be accessed via <https://huggingface.co/google/flan-t5-base>.
2. SciFive (Phan et al, 2021): this model was initially initialized with pre-trained weights from the T5-base model, which contains 223M parameters. Secondly, the model was pre-trained on a combination of the Colossal Clean Crawled Corpus (C4) corpus (Dodge et al, 2021), a corpus of PubMed abstracts, and a corpus of PMC full-text articles. The model can be accessed via <https://huggingface.co/razent/SciFive-base-Pubmed.PMC>.
3. MolT5 (Edwards et al, 2022): this model was initially with a t5.1.1.base checkpoint (Raffel et al, 2020), which contains 250M parameters). Secondly, the model was pre-trained on a combination the C4 corpus and 100 million SMILES strings used in Chemformer (Irwin et al, 2022). The model can be accessed via <https://huggingface.co/laituan245/molT5-base>.

## 5 Related Work

### 5.1 Language Models

Self Supervised Learning is an emerging area of research in machine learning that has received significant attention in recent years. Self Supervised Learning techniques aim

**Table 5** Comparison with existing encoder-decoder models. The column “NL texts” specifies whether the model was pretrained on natural language (NL) texts, while the column “chem. data” indicates whether the model was pretrained on chemistry. The column “specialized tokens” indicate if the model utilizes specialized tokenization for chemical data.

Model	pre-training		tasks on the fine-tuning stage			specialized chem. tokens
	NL texts	chem. data	NLP	chem.	cross-domain	
FLAN	✓	✗	✓	✗	✗	✗
SciFive	✓	✗	✓	✗	✗	✗
Chemformer	✗	✓	✗	✓	✗	✓
MolFormer	✗	✓	✗	✓	✗	✓
T5Chem	✗	✓	✗	✓	✗	✓
MolT5	✓	✓	✗	✗	✓	✗
Galactica	✓	✓	✓	✓	✗	✓
Our	✓	✓	✓	✓	✓	✓

to enable deep learning models to learn from unlabeled data by creating their own labels through a pre-defined objective. A number of LMs has been proposed for the biomedical and clinical domain, e.g., BioBERT, BioGPT, GatorTron, BioBART (Lee et al, 2020; Phan et al, 2021; Luo et al, 2022; Yang et al, 2022; Yuan et al, 2022). Shin et al (2020) studied BERT-based BioMegatron model and several factors that can affect performance, such as the sub-word vocabulary set, model size, pre-training corpus, and domain transfer. They found that the subword vocabulary is the most critical factor, while larger model size does not necessarily translate to better performance. LLMs are considered to be the most effective and adaptable foundation models due to rich supervision contained within raw text data. Surprisingly, training with LLMs and vast amounts of data resulted in impressive outcomes such as generalization, multi-tasking, zero-shot and few-shot model capabilities (Radford et al, 2019; Brown et al, 2020; Kojima et al, 2022). Recent studies have investigated these key capabilities of models across biomedical NLP tasks (Phan et al, 2021; Fries et al, 2022; Parmar et al, 2022).

Phan et al (2021) introduced SciFive, a domain-specific T5 model (Raffel et al, 2020), pre-trained on PubMed abstracts and PMC articles and fine-tuned on 14 BioNLP datasets. The model performed on par with single-task BERT and outperformed the latter on classification and text generation tasks, respectively. Parmar et al (2022) fine-tuned the BART (base) model (Lewis et al, 2020) on a collection of 32 instruction-based tasks for biomedical NLP. This model outperforms single-task baseline and multi-task baseline without instructions by 3% and 18%, respectively. Fries et al (2022) trained a single encoder-only BioLinkBERT-base (Yasunaga et al, 2022) model with a separate classification head for 107 tasks of a BigBio library. The model performs markedly worse than single-task BioLinkBERT model, with differences between 1.5 and 11.2 percentage points of F1. Zero-shot evaluation showed that T5 and GPT model families (e.g., SciFive base/large (Phan et al, 2021), T5-v1.1-xxl (Raffel et al, 2020)) often fail to generalize to biomedical text.

Table 5 provides comparison with existing encoder-decoder models.



## 5.2 Language Models in Chemistry

LMs have a long history of research and application in the fields of chemistry and drug discovery. In particular, a widely utilized molecular representation called SMILES allows to work with molecules in a string format.

The CharRNN (Segler et al, 2018) architecture generates molecule as a sequence of SMILES tokens and can be trained to model the unconditional molecular distribution by maximizing the log likelihood of the training data. The RNN architecture can be used as decoder or/and encoder part in a variational autoencoder framework (VAE) to learn meaningful latent space. Moreover, SMILES-based LMs can be further utilized in Reinforcement Learning (Zhavoronkov et al, 2019) and Gaussian Processes (Gómez-Bombarelli et al, 2018) algorithms to optimize molecular properties and find novel molecular structures that satisfy chemical constraints.

MolMIM (Reidenbach et al, 2022) is a latent-space Mutual Information Machine (MIM) model (Livne, 2020) designed for molecules. The model learns to embed tokenized SMILES into an informative and clustered continuous latent space. MolMIM has demonstrated to be very useful in the controlled generation of small molecules given one or more score functions.

Inspired by the recent advancements of Transformer-like architectures in NLP (Vaswani et al, 2017), the drug discovery community has adopted best practices in the field of molecular generation, e.g., LM-based models such as MolBERT, ChemGPT, T5Chem, MolFolmer, Chemformer, BARTSmiles (Fabian et al, 2020; Frey et al, 2022; Lu and Zhang, 2022; Ross et al, 2022; Irwin et al, 2022; Chilingaryan et al, 2022)

Molecular Transformer (Schwaller et al, 2019) utilizes seq2seq Transformer (Vaswani et al, 2017) language model and trained to predict reactions outcomes. It takes SMILES representation of reactant and reagents and tries to predict SMILES of reaction result.

The Chemformer architecture (Irwin et al, 2022) is based on BART (Lewis et al, 2020) and utilizes a dataset of 100 million SMILES from the ZINC-15 dataset (Sterling and Irwin, 2015) for pretraining. The pretrained model is subsequently fine-tuned for various downstream tasks including reaction and property prediction. The pretraining and downstream tasks specifically focus on chemical datasets. The Chemformer vocabulary is constructed using regular expression matching on canonical SMILES, resulting in a total of 523 tokens, with 250 tokens specifically representing chemical entities identified through the regular expression matching process.

Similar to Chemformer (Irwin et al, 2022), T5Chem (Lu and Zhang, 2022) is also pretrained from scratch with a chemical vocabulary on a dataset of 97 millions of molecules from Pubchem. T5Chem is built upon the T5 architecture (Raffel et al, 2020). The maximum vocabulary size was set to 100, which includes 70 tokens from character-level tokenization of SMILES, five special structural tokens (s, /s, unk, pad, mask), six prompting tokens, and 19 placeholders. Downstream tasks contains reactions prediction subtasks. We note that both Chemformer and T5Chem do not include tokens for natural language texts.

The MolFormer model (Ross et al, 2022) also focuses only on chemical tasks. On the pretraining stage, the model handles 1.1 billion of molecules, consisting of 1 billion from ZINC and 111 millions from PubChem. Finetuning is performed on a set of

classification and regression molecular prediction tasks from MoleculeNet (Wu et al, 2018). The vocabulary of MolFormer contains 2362 tokens covering string fragments found by regular expressions.

Another T5-based architecture is MolT5 (Edwards et al, 2022). In contrast with T5Chem (Lu and Zhang, 2022), this model is pre-trained on both chemical and NLP data and tasks - the large C4 corpus and 100 million SMILES strings from ZINC15 (Sterling and Irwin, 2015) used in Chemformer (Irwin et al, 2022). The model is further fine-tuned on the ChEBI-20 dataset (Edwards et al, 2021), which consists of molecule-description pairs.

Galactica (Taylor et al, 2022) large language model trains on data from multiple domains, including scientific corpus of papers, knowledge bases, equations, code and others. What matter for us, Galactica incorporate several sources with chemical data - publications with chemical entities, chemical compounds, chemical reactions, chemical properties predictions. To represent SMILES formulas, Galactica utilizes character-based tokenization and encloses the sequences with [START\_SMILES] and [END\_SMILES] tags.

## Ethics Declarations

### Competing interests

The authors declare no competing interests. This study is a collaboration of NVIDIA and Insilico Medicine employees.

### Data availability

All datasets used in the study for pre-training and fine-tuning are publicly available.

### Code availability

We are not open-sourcing model code for pre-processing and training. Model weights will become publicly available on HuggingFace and NVIDIA NGC Catalog upon acceptance.

### Authors’ contributions

These authors contributed equally: Micha Livne, Zulfat Miftahutdinov, Elena Tutubalina, Maksim Kuznetsov

### Authors and Affiliations

#### *Insilico Medicine*

Zulfat Miftahutdinov, Elena Tutubalina, Maksim Kuznetsov, Daniil Polykovskiy, Alex Aliper, Alex Zhavoronkov

#### *NVIDIA*

Micha Livne, Anthony Costa, Annika Brundyn, Aastha Jhunjhunwala

## Contributions

ET, DP, AA, and AZ contributed to the conception and design of the work. ET, ZM, and MK contributed to the data acquisition and curation. ZM, MK, ML, AC, AB, and AJ contributed to the technical implementation with the NeMo framework, provided technical and infrastructure guidance. ET, ZM, and MK contributed to the evaluation framework used in the study. All authors contributed to the drafting and revising of the manuscript.

## References

- Aliper A, Plis S, Artemov A, et al (2016) Deep learning applications for predicting pharmacological properties of drugs and drug repurposing using transcriptomic data. *Molecular pharmaceutics* 13(7):2524–2530
- Aliper A, Kudrin R, Polykovskiy D, et al (2023) Prediction of clinical trials outcomes based on target choice and clinical trial design with multi-modal artificial intelligence. *Clinical Pharmacology & Therapeutics* n/a(n/a). <https://doi.org/https://doi.org/10.1002/cpt.3008>, URL <https://ascpt.onlinelibrary.wiley.com/doi/abs/10.1002/cpt.3008>, <https://ascpt.onlinelibrary.wiley.com/doi/pdf/10.1002/cpt.3008>
- Bolton Eea (2022) Stanford crfm introduces pubmedgpt 2.7b. Stanford University URL <https://hai.stanford.edu/news/stanford-crfm-introduces-pubmedgpt-27b>
- Bommasani R, Hudson DA, Adeli E, et al (2021) On the opportunities and risks of foundation models. *arXiv preprint arXiv:210807258*
- Bravo À, Piñero J, Queralt-Rosinach N, et al (2015) Extraction of relations between genes and diseases from text and large-scale data analysis: implications for translational research. *BMC bioinformatics* 16:1–17
- Brown T, Mann B, Ryder N, et al (2020) Language models are few-shot learners. *Advances in neural information processing systems* 33:1877–1901
- Chen Q, Sun H, Liu H, et al (2023) A comprehensive benchmark study on biomedical text generation and mining with chatgpt. *bioRxiv* pp 2023–04
- Chilingaryan G, Tamoyan H, Tevosyan A, et al (2022) Bartsmiles: Generative masked language models for molecular representations. *arXiv preprint arXiv:221116349*
- Chowdhery A, Narang S, Devlin J, et al (2022) Palm: Scaling language modeling with pathways. [2204.02311](https://arxiv.org/abs/2204.02311)
- Chung HW, Hou L, Longpre S, et al (2022) Scaling instruction-finetuned language models. *arXiv preprint arXiv:221011416*
- Collier N, Kim JD (2004) Introduction to the bio-entity recognition task at jnlpba. In: *Proceedings of the International Joint Workshop on Natural Language Processing*

- in Biomedicine and its Applications (NLPBA/BioNLP), pp 73–78
- Devlin J, Chang MW, Lee K, et al (2019) BERT: Pre-training of deep bidirectional transformers for language understanding. In: Proceedings of the 2019 Conference of the North American Chapter of the Association for Computational Linguistics: Human Language Technologies, Volume 1 (Long and Short Papers). Association for Computational Linguistics, Minneapolis, Minnesota, pp 4171–4186, <https://doi.org/10.18653/v1/N19-1423>, URL <https://aclanthology.org/N19-1423>
- Dodge J, Sap M, Marasović A, et al (2021) Documenting large webtext corpora: A case study on the colossal clean crawled corpus. In: Proceedings of the 2021 Conference on Empirical Methods in Natural Language Processing, pp 1286–1305
- Doğan RI, Leaman R, Lu Z (2014) Ncbi disease corpus: a resource for disease name recognition and concept normalization. *Journal of biomedical informatics* 47:1–10
- Dowden H, Munro J (2019) Trends in clinical success rates and therapeutic focus. *Nature Reviews Drug Discovery* 18:495–496. <https://doi.org/10.1038/d41573-019-00074-z>
- Edwards C, Zhai C, Ji H (2021) Text2mol: Cross-modal molecule retrieval with natural language queries. In: Proceedings of the 2021 Conference on Empirical Methods in Natural Language Processing, pp 595–607, URL <https://aclanthology.org/2021.emnlp-main.47/>
- Edwards C, Lai T, Ros K, et al (2022) Translation between molecules and natural language. In: Proceedings of the 2022 Conference on Empirical Methods in Natural Language Processing, pp 375–413
- Fabian B, Edlich T, Gaspar H, et al (2020) Molecular representation learning with language models and domain-relevant auxiliary tasks. *arXiv preprint arXiv:201113230*
- Fang Y, Liang X, Zhang N, et al (2023) Mol-instructions: A large-scale biomolecular instruction dataset for large language models. *arXiv preprint arXiv:230608018*
- Frey N, Soklaski R, Axelrod S, et al (2022) Neural scaling of deep chemical models
- Fries J, Weber L, Seelam N, et al (2022) Bigbio: a framework for data-centric biomedical natural language processing. *Advances in Neural Information Processing Systems* 35:25792–25806
- Gu Y, Tinn R, Cheng H, et al (2021) Domain-specific language model pretraining for biomedical natural language processing. *ACM Transactions on Computing for Healthcare (HEALTH)* 3(1):1–23
- Gómez-Bombarelli R, Wei JN, Duvenaud D, et al (2018) Automatic chemical design using a data-driven continuous representation of molecules. *ACS*

- Central Science 4(2):268–276. <https://doi.org/10.1021/acscentsci.7b00572>, URL <https://doi.org/10.1021/acscentsci.7b00572>, pMID: 29532027, <https://doi.org/10.1021/acscentsci.7b00572>
- Hanahan D, Weinberg RA (2000) The hallmarks of cancer. *cell* 100(1):57–70
- Harper E, Majumdar S, Kuchaiev O, et al (2019) NeMo: a toolkit for Conversational AI and Large Language Models. URL <https://github.com/NVIDIA/NeMo>
- Herrero-Zazo M, Segura-Bedmar I, Martínez P, et al (2013) The ddi corpus: An annotated corpus with pharmacological substances and drug–drug interactions. *Journal of biomedical informatics* 46(5):914–920
- Irwin R, Dimitriadis S, He J, et al (2022) Chemformer: a pre-trained transformer for computational chemistry. *Machine Learning: Science and Technology* 3(1):015022
- Ivanenkov YA, Polykovskiy D, Bezrukov D, et al (2023) Chemistry42: An ai-driven platform for molecular design and optimization. *Journal of Chemical Information and Modeling* 63(3):695–701. <https://doi.org/10.1021/acs.jcim.2c01191>, URL <https://doi.org/10.1021/acs.jcim.2c01191>, pMID: 36728505, <https://doi.org/10.1021/acs.jcim.2c01191>
- Jin Q, Dhingra B, Liu Z, et al (2019) Pubmedqa: A dataset for biomedical research question answering. *arXiv preprint arXiv:190906146*
- Khot T, Sabharwal A, Clark P (2018) Scitail: A textual entailment dataset from science question answering. In: *Proceedings of the AAAI Conference on Artificial Intelligence*
- Kojima T, Gu SS, Reid M, et al (2022) Large language models are zero-shot reasoners. *Advances in neural information processing systems* 35:22199–22213
- Krallinger M, Rabal O, Akhondi SA, et al (2017) Overview of the biocreative vi chemical-protein interaction track. In: *Proceedings of the sixth BioCreative challenge evaluation workshop*, pp 141–146
- Kuchaiev O, Li J, Nguyen H, et al (2019) Nemo: a toolkit for building ai applications using neural modules. *arXiv preprint arXiv:190909577*
- Kuznetsov M, Polykovskiy D (2021) Molgrow: A graph normalizing flow for hierarchical molecular generation. *Proceedings of the AAAI Conference on Artificial Intelligence* 35(9):8226–8234. <https://doi.org/10.1609/aaai.v35i9.17001>, URL <https://ojs.aaai.org/index.php/AAAI/article/view/17001>
- Lee J, Yoon W, Kim S, et al (2020) Biobert: a pre-trained biomedical language representation model for biomedical text mining. *Bioinformatics* 36(4):1234–1240

- Lewis M, Liu Y, Goyal N, et al (2020) Bart: Denoising sequence-to-sequence pre-training for natural language generation, translation, and comprehension. In: Proceedings of the 58th Annual Meeting of the Association for Computational Linguistics, pp 7871–7880
- Li J, Sun Y, Johnson RJ, et al (2016) Biocreative v cdr task corpus: a resource for chemical disease relation extraction. Database 2016
- Livne M (2020) Symmetric variational inference with high mutual information. PhD thesis, University of Toronto
- Lu J, Zhang Y (2022) Unified deep learning model for multitask reaction predictions with explanation. Journal of Chemical Information and Modeling 62(6):1376–1387
- Luo R, Sun L, Xia Y, et al (2022) Biogpt: generative pre-trained transformer for biomedical text generation and mining. Briefings in Bioinformatics 23(6):bbac409
- Miftahutdinov Z, Kadurin A, Kudrin R, et al (2021a) Drug and disease interpretation learning with biomedical entity representation transformer. Lecture Notes in Computer Science (including subseries Lecture Notes in Artificial Intelligence and Lecture Notes in Bioinformatics) 12656 LNCS:451–466. [https://doi.org/10.1007/978-3-030-72113-8\\_30](https://doi.org/10.1007/978-3-030-72113-8_30)
- Miftahutdinov Z, Kadurin A, Kudrin R, et al (2021b) Medical concept normalization in clinical trials with drug and disease representation learning. Bioinformatics 37(21):3856–3864. <https://doi.org/10.1093/bioinformatics/btab474>
- Narayanan D, Shoeybi M, Casper J, et al (2021) Efficient large-scale language model training on gpu clusters using megatron-lm. In: Proceedings of the International Conference for High Performance Computing, Networking, Storage and Analysis. Association for Computing Machinery, New York, NY, USA, SC '21, <https://doi.org/10.1145/3458817.3476209>, URL <https://doi.org/10.1145/3458817.3476209>
- Nentidis A, Bougiatiotis K, Krithara A, et al (2020) Results of the seventh edition of the bioasq challenge. In: Machine Learning and Knowledge Discovery in Databases: International Workshops of ECML PKDD 2019, Würzburg, Germany, September 16–20, 2019, Proceedings, Part II, Springer, pp 553–568
- Nye B, Li JJ, Patel R, et al (2018) A corpus with multi-level annotations of patients, interventions and outcomes to support language processing for medical literature. In: Proceedings of the conference. Association for Computational Linguistics. Meeting, NIH Public Access, p 197
- Parmar M, Mishra S, Luo MPM, et al (2022) In-boxbart: Get instructions into biomedical multi-task learning. In: 2022 Findings of the Association for Computational Linguistics: NAACL 2022, Association for Computational Linguistics (ACL), pp 112–128

- Phan LN, Anibal JT, Tran H, et al (2021) Scifive: a text-to-text transformer model for biomedical literature. arXiv preprint arXiv:210603598
- Polykovskiy D, Zhebrak A, Vetrov D, et al (2018) Entangled conditional adversarial autoencoder for de novo drug discovery. *Molecular pharmaceutics* 15(10):4398–4405
- Polykovskiy D, Zhebrak A, Sanchez-Lengeling B, et al (2020) Molecular sets (moses): a benchmarking platform for molecular generation models. *Frontiers in pharmacology* 11:565644
- Putin E, Asadulaev A, Vanhaelen Q, et al (2018) Adversarial threshold neural computer for molecular de novo design. *Molecular pharmaceutics* 15(10):4386–4397
- Radford A, Wu J, Child R, et al (2019) Language models are unsupervised multitask learners. *OpenAI blog* 1(8):9
- Raffel C, Shazeer N, Roberts A, et al (2020) Exploring the limits of transfer learning with a unified text-to-text transformer. *The Journal of Machine Learning Research* 21(1):5485–5551
- Reidenbach D, Livne M, Ilango RK, et al (2022) Improving small molecule generation using mutual information machine. *Machine Learning for Drug Discovery Workshop, ICLR*
- Ross J, Belgodere B, Chenthamarakshan V, et al (2022) Large-scale chemical language representations capture molecular structure and properties. *Nature Machine Intelligence* 4(12):1256–1264. <https://doi.org/10.1038/s42256-022-00580-7>
- Schwaller P, Laino T, Gaudin T, et al (2019) Molecular transformer: A model for uncertainty-calibrated chemical reaction prediction. *ACS Central Science* 5(9):1572–1583. <https://doi.org/10.1021/acscentsci.9b00576>, URL <https://doi.org/10.1021/acscentsci.9b00576>, pMID: 31572784, <https://doi.org/10.1021/acscentsci.9b00576>
- Segler MHS, Kogej T, Tyrchan C, et al (2018) Generating focused molecule libraries for drug discovery with recurrent neural networks. *ACS Central Science* 4(1):120–131. <https://doi.org/10.1021/acscentsci.7b00512>, URL <https://doi.org/10.1021/acscentsci.7b00512>, pMID: 29392184, <https://doi.org/10.1021/acscentsci.7b00512>
- Shayakhmetov R, Kuznetsov M, Zhebrak A, et al (2020) Molecular generation for desired transcriptome changes with adversarial autoencoders. *Frontiers in Pharmacology* 11:269. <https://doi.org/10.3389/fphar.2020.00269>, URL <https://www.frontiersin.org/article/10.3389/fphar.2020.00269>
- Shin HC, Zhang Y, Bakhturina E, et al (2020) Biomegatron: Larger biomedical domain language model. In: *Proceedings of the 2020 Conference on Empirical Methods in Natural Language Processing (EMNLP)*, pp 4700–4706

- Shivade C, et al (2019) Mednli-a natural language inference dataset for the clinical domain. In: Proceedings of the 2018 Conference on Empirical Methods in Natural Language Processing, Brussels, Belgium. Association for Computational Linguistics, pp 1586–1596
- Smith L, Tanabe L, Ando R, et al (2008) The biocreative ii-critical assessment for information extraction in biology challenge. DOI: <https://doi.org/10.1186/gb-2008-9-s2-s2>
- Soğancıoğlu G, Öztürk H, Özgür A (2017) Biosses: a semantic sentence similarity estimation system for the biomedical domain. *Bioinformatics* 33(14):i49–i58
- Sterling T, Irwin JJ (2015) Zinc 15 – ligand discovery for everyone. *Journal of Chemical Information and Modeling* 55(11):2324–2337. <https://doi.org/10.1021/acs.jcim.5b00559>, URL <https://doi.org/10.1021/acs.jcim.5b00559>, pMID: 26479676, <https://doi.org/10.1021/acs.jcim.5b00559>
- Tang R, Han X, Jiang X, et al (2023) Does synthetic data generation of llms help clinical text mining? arXiv preprint arXiv:230304360
- Taylor R, Kardas M, Cucurull G, et al (2022) Galactica: A large language model for science. [2211.09085](https://arxiv.org/abs/2211.09085)
- Tutubalina E, Kadurin A, Miftahutdinov Z (2020) Fair evaluation in concept normalization: a large-scale comparative analysis for bert-based models. COLING 2020 - 28th International Conference on Computational Linguistics, Proceedings of the Conference pp 6710–6716
- Tutubalina E, Miftahutdinov Z, Muravlev V, et al (2022) A comprehensive evaluation of biomedical entity-centric search. In: Proceedings of the 2022 Conference on Empirical Methods in Natural Language Processing (EMNLP): Industry Track. Association for Computational Linguistics, Abu Dhabi, UAE, pp 596–605, URL <https://aclanthology.org/2022.emnlp-industry.61>
- Vaswani A, Shazeer N, Parmar N, et al (2017) Attention is all you need. *Advances in neural information processing systems* 30
- Weininger D (1988) Smiles, a chemical language and information system. 1. introduction to methodology and encoding rules. *Journal of Chemical Information and Computer Sciences* 28(1):31–36. <https://doi.org/10.1021/ci00057a005>, URL <https://doi.org/10.1021/ci00057a005>, <https://doi.org/10.1021/ci00057a005>
- Wu Z, Ramsundar B, Feinberg EN, et al (2018) Moleculenet: a benchmark for molecular machine learning. *Chemical science* 9(2):513–530
- Yang X, Chen A, PourNejatian N, et al (2022) Gatortron: A large clinical language model to unlock patient information from unstructured electronic health records.



- Yasunaga M, Leskovec J, Liang P (2022) Linkbert: Pretraining language models with document links. In: Proceedings of the 60th Annual Meeting of the Association for Computational Linguistics (Volume 1: Long Papers), pp 8003–8016
- Yuan H, Yuan Z, Gan R, et al (2022) Biobart: Pretraining and evaluation of a biomedical generative language model. In: Proceedings of the 21st Workshop on Biomedical Language Processing, pp 97–109
- Zhavoronkov A, Ivanenkov YA, Aliper A, et al (2019) Deep learning enables rapid identification of potent ddr1 kinase inhibitors. *Nature biotechnology* 37(9):1038–1040