

Enabling On-Device Large Language Model Personalization with Self-Supervised Data Selection and Synthesis

Ruiyang Qin
University of Notre Dame
South Bend, IN
rqin@nd.edu

Jun Xia
University of Notre Dame
South Bend, IN
jxia4@nd.edu

Zhenge Jia
University of Notre Dame
South Bend, IN
zjia2@nd.edu

Meng Jiang
University of Notre Dame
South Bend, IN
mjiang2@nd.edu

Ahmed Abbasi
University of Notre Dame
South Bend, IN
aabbasi@nd.edu

Peipei Zhou
University of Pittsburgh
Pittsburgh, PA
peipei.zhou@pitt.edu

Jingtong Hu
University of Pittsburgh
Pittsburgh, PA
jthu@pitt.edu

Yiyu Shi
University of Notre Dame
South Bend, IN
yshi4@nd.edu

ABSTRACT

After a large language model (LLM) is deployed on edge devices, it is desirable for these devices to learn from user-generated conversation data to generate user-specific and personalized responses in real-time. However, user-generated data usually contains sensitive and private information, and uploading such data to the cloud for annotation is not preferred if not prohibited. While it is possible to obtain annotation locally by directly asking users to provide preferred responses, such annotations have to be sparse to not affect user experience. In addition, the storage of edge devices is usually too limited to enable large-scale fine-tuning with full user-generated data. It remains an open question how to enable on-device LLM personalization, considering sparse annotation and limited on-device storage. In this paper, we propose a novel framework to select and store the most representative data online in a self-supervised way. Such data has a small memory footprint and allows infrequent requests of user annotations for further fine-tuning. To enhance fine-tuning quality, multiple semantically similar pairs of question texts and expected responses are generated using the LLM. Our experiments show that the proposed framework achieves the best user-specific content-generating capability (accuracy) and fine-tuning speed (performance) compared with vanilla baselines. To the best of our knowledge, this is the very first on-device LLM personalization framework.

KEYWORDS

On-device learning, natural language processing, large language model (LLM), data selection

1 INTRODUCTION

While most Large Language Models (LLMs) are still deployed in cloud servers, more and more LLMs (e.g. Llama-3B with parameter size of 6GB) are being deployed on edge and mobile devices such as prompt-driven robots to assist people in daily life [4, 20] and provide personalized companionship [16] while preserving

users' privacy. Traditionally, most LLMs are pretrained in high-performance servers and then deployed in these devices without further training. However, such a generic model usually falls behind in adapting to each individual user's unique needs and habits. It is often desirable for the deployed LLMs to further learn from real-world input data (e.g. user- and LLM-generated texts in their interaction), so that the LLMs can be personalized and adapted to the user's immediate context in real-time. This allows more accurate and context-aware responses, improving overall effectiveness of the LLMs.

Although LLMs are pre-trained in a self-supervised way through next-token prediction, existing work has demonstrated that their fine-tuning must be supervised, where human-written outputs for task instructions or annotated outputs in a specific task dataset are given. For on-device personalization, it is usually impractical to send new data to the cloud for annotation due to data privacy and security concerns [28]. As such, any annotation has to be done locally by directly asking users to provide preferred responses during the user-LLM interaction. Such annotations need to be sparse because frequent inquiries impede the user experience of LLM. Thus, for on-device LLM personalization, it is desirable to learn from new streaming data in-situ with as few annotations as possible.

In addition, for on-device personalization, considering limited hardware resources on the edge, it is necessary to learn from user-generated data streams without accumulating a large dataset. In other words, a small data buffer should be used to form each mini-batch for training. Existing LLM training methods assume that each mini-batch is independent and identically distributed (iid) by sampling uniformly at random from each semantic domain [6]. However, it is challenging to maintain the most representative data in the buffer so that learning from this buffer efficiently derives a model that is as effective as if the entire data is used. This is due to two reasons. *First*, the streaming data collected on edge devices are usually temporally correlated [21] and result in a correlation within each mini-batch. There can be a few rounds of uncontroversial dialogue sets before switching to those that contain useful information. *Second*, there is no easy way to select representative data for each

domain topic such that the data contain rich information in each domain topic from non-iid streaming data, due to the fact that the streaming data are *unlabeled*. If annotations were available for all the data, we could easily select representative data based on all the annotations even if the streaming data were non-iid. Without addressing these challenges, directly learning from temporally correlated non-iid mini-batches would result in poor representations and inefficient personalization.

To tackle the challenges of sparse local annotations and limited buffer size for on-device LLM personalization, in this paper, we propose to utilize embedding entropy, domain-related information, and embedding similarity to measure data quality from different perspectives in an unsupervised way. For each dialogue set in the data, the scores measured by the three metrics reflect the quality of the data regarding the information it contains as well as the domain it belongs to. Based on the three metrics, we propose a data replacement policy for the buffer, which always replaces the data in the buffer that has the lowest scores in these metrics if the buffer is full and the new data have higher scores. To provide annotation needed in the fine-tuning, we ask users to provide preferred responses as annotations for all the data in the buffer. Finally, multiple semantically similar question-answer pairs can lead to better model fine-tuning [9]. Therefore, for each dialogue set selected to store in the buffer, we utilize the LLM to synthesize semantically similar pairs, also without user supervision.

In summary, the main contributions of the paper include:

- **On-device LLM personalization framework.** We propose a framework to form mini-batches of training data for fine-tuning LLM on the fly from the unlabeled input stream generated from user-LLM interactions. It only uses a small data buffer and eliminates the necessity of storing all the streaming data in the device.
- **Quality metrics for data selection.** We propose a data replacement policy guided by three quality metrics to maintain the most representative data in the buffer for on-device LLM fine-tuning. Annotation is not needed in the data replacement process.
- **Data synthesis for labeled pairs.** We propose to use the LLM model to generate additional data that are semantically similar to the selected data to enhance fine-tuning quality.

As this is the first work for on-device LLM personalization, no state-of-the-art is available, and we constructed a few vanilla baselines for comparison. Experimental results on multiple datasets of varying temporal correlation including ALPACA [26], DOLLY [7], MedDialog [5], Prosocial-Dialog [18], OPENORCA [11], and Empathetic-Dialog [8] show that the proposed framework achieves up to 38% higher ROUGE-1 than the baselines and at the same time greatly improves the learning speed.

2 BACKGROUND AND RELATED WORK

2.1 Background

2.1.1 Text Domain. Text domain usually refers to either the text topic like medical conversation or the embedding lexicon dictionary such as GloVe embedding dictionary [2]. The lexicons related to certain text domains are organized as TABLE 1 shown. The medical, emotion and GloVe are three domains. In each domain, high-level

lexicons such as *fear* and *drug* are used to index the detailed lexicons shown in *Example Lexicons* in TABLE 1.

TABLE 1 Three example domains and their lexicons.

	Domain	Example Lexicons
medical	Admin	dose vial inhale inject ml pills ingredient
	Anatomy	Pelvis arm sinus breast chest lymph tonsil
	Drug	ACOVA ACTONEL CARTIA EMGEL
emotion	Fear	bunker cartridge cautionary chasm cleave
	Surprise	amazingly hilarious lucky merriment
	Trust	advocate alliance canons cohesion
GloVe	GloVeTW26	extreme potential activity impact movement
	GloVeCC41	symptomatic thrombosis fibrillation
	GloVeTW75	nyquil benadryl midol pepto midol ritalin

2.1.2 Text Embedding. Text embedding involves converting text data into machine-readable numeric data. The quality of this embedding can influence subsequent text learning tasks and is also intrinsically linked to alignment—a crucial aspect of NLP [12, 19, 23]. A prevalent embedding method assigns unique indices to words based on their position within a comprehensive vocabulary dictionary. Consequently, the same word, regardless of its occurrence in different text data, can be represented consistently using its unique index. In this work, we adopt an embedding technique using a pre-trained transformer model. This model not only captures semantic information but also offers superior alignment capabilities.

2.2 Related Work

2.2.1 LLM Personalization. LLM personalization employs fine-tune the model to enhance its capability of text-understanding and text-generating in specific domains. While existing works concentrate more on scaling up the LLM to enable its comprehensive capabilities, some efforts [22] have been made to fine-tune LLM using relative small dataset with high quality. However, all these works still involve large-scale computation and high-intensive neural network training with the overwhelming dataset size regarding on-device learning, and they assume that each mini-batch can be formed by sampling from the dataset. But when learning from streaming data, data is collected sequentially as it is. Random sampling from the entire input stream to create iid mini-batches is infeasible since it requires to store all the data, which is unavailable for device storage and computationally intractable for device computational resources. Therefore, an approach to form mini-batches on-the-fly while including the most representative data in each mini-batch is needed to enable efficient on-device LLM learning.

2.2.2 Data Selection in Streaming and Continual Learning. There are several supervised streaming and continual learning models that can learn from a stream of data [1]. To overcome the problem of catastrophic forgetting of previously seen data, a data buffer is usually needed to store previous data for rehearsal [25, 27]. However these works cannot handle text input with user-specific semantic domains due to the lack of semantic level data processing and evaluation of these works. Efficiently evaluating input text data and

selecting the most representative text which can shape the LLM towards user-specific text generation on devices have not been explored and studied.

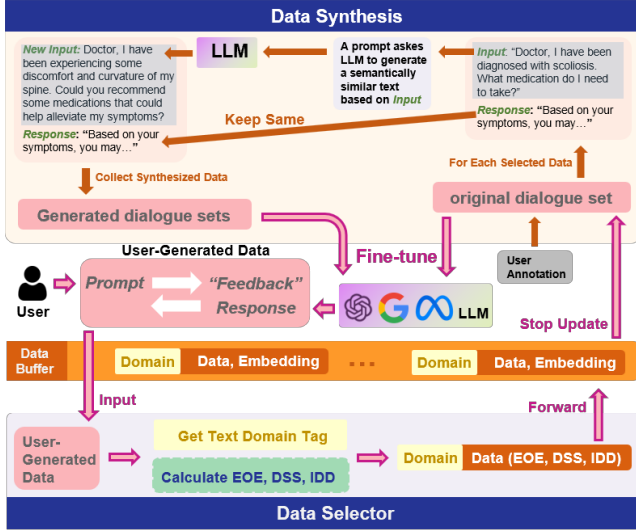


Figure 1: Overview of the framework. Fine-tune LLMs using data from data selection and following data generating.

3 PROPOSED WORK

In this section, we first provide an overview of our framework. We then delve into the details, starting from the three metrics we have found to benefit most for the data selection in LLM personalization, and demonstrate how they collaborate with the data buffer to select data. After that, we demonstrate the data synthesis method we use to augment the selected data and explain the reason to use that.

3.1 Framework Overview

In our framework, we assume the atomic unit of data selection is a *dialogue set*, which contains a pair of question and answer during user-LLM interaction.

As shown in Figure 1, the proposed framework has three stages. The first stage selects data to store in the data buffer based on certain quality metrics, and the selected data will be annotated by the user. The second stage takes the selected (and annotated) data and synthesizes additional data using the LLM. And finally, the selected and synthesized data together will be used for fine-tuning. In the discussion below, we focus on the first two stages where our framework resides.

Specifically, with details discussed in Section 3.2, in the first stage, the proposed framework takes each dialogue set in the input streaming data from user-LLM interaction on-the-fly, calculate the quality metrics, and discard the data or update the data buffer based on the metrics. Considering the resource limitation, only a small data buffer is used to maintain the highest quality data. We will inquire user about the expected response as annotation for each selected dialogue set.

With details discussed in Section 3.3, in the second stage, each selected dialogue set in the buffer is sent to the LLM for generation of additional dialogue sets that are semantically similar. We use the user annotation to replace the LLM generated response in the selected dialogue set. A pre-stored and fixed prompt is given to instruct the LLM for data generation. For the generated dialogue sets, a sanity check is made to make sure that their semantic similarity with the original dialogue set is above a user-specified threshold.

3.2 Data Selection by Quality Scores

Each dialogue set’s quality is captured by scores from three metrics. Each of them measures the quality of data from different perspectives as detailed below.

Metric 1: Entropy of Embedding. Entropy of embedding (EOE) comes from the idea of Shannon’s Entropy [17], where higher entropy means more features to learn. For each input T , EOE aims to qualify and measure the information of embedding vector $\vec{E} = f(T)$ generated by an end-to-end embedding function $f(\cdot)$. The embedding vector $\vec{E} = [e_1, e_2, \dots, e_q]$ where e_i is the embedding of the i^{th} token in the input and q is the length of the embedding. $EOE(\cdot)$ can then be defined as:

$$EOE(\vec{E}_i) = \frac{-\sum_{e_i \in \vec{E}} p(e_i) \log p(e_i)}{\log(n)} \quad (1)$$

where $p(e_i)$ represents the probability distribution of e_i , and n is the number of tokens in T . The term $p(e_i) \log p(e_i)$ represents the contribution of each token’s embedding to the overall entropy. The normalization by $\log(n)$ adjusts for the effect of the sequence length, ensuring that entropy is comparable across sequences of different lengths.

Metric 2: Domain Specific Score. While EOE measures the amount of information the input data contains, it cannot provide assessment regarding how much the information can be related to certain domains. As shown in TABLE 1, the domain of medical, emotion, and GloVe embedding can include distinct lexicons. The value of a dialogue set with respect to a particular domain can then be indicated by the token overlapping between the dialogue set and the common lexicons in each domain. Note that this would require a pre-stored dictionary containing common lexicons of domains of interests in the device, which can be easily constructed. Given a dialogue set T containing n tokens, and a collection of lexicon set $L = \{l_1, l_2, \dots, l_m\}$ from m different domains, the Domain Specific Score (DSS) can be calculated as:

$$DSS(T, L) = \frac{1}{m} \sum_{i=1}^m \frac{|T \cap l_i|}{n} \quad (2)$$

where it measures the ratio of tokens in T belonging to every domain lexicons and output the mean of all ratios across all the domains. As domain can be highly important when adapting LLM to different tasks, the texts in different domains should not be compared to each other purely using EOE, and the text in the same domain should be evaluated together.

Metric 3: In-Domain Dissimilarity. While DSS calculates the general overlapping between T and all domain lexicons, it is important to evaluate how much value T brings to the domain it overlaps most with, i.e., the dominant domain. The dominant domain can

be obtained as:

$$Dom_d = \arg \max_{l_i \in L} |T \cap l_i| \quad (3)$$

When a dialogue set is stored in the buffer, we also store its dominant domain and its embedding. When a new dialogue set is considered, we identify all the dialogue sets already in the buffer that have the same dominant domain as the new set, and compute the dissimilarity between them, which will reflect the amount of new information that can be brought by the new set to the dominant domain. Specifically, the In-Domain Dissimilarity (IDD) can be calculated by cosine embedding similarity:

$$IDD(\vec{E}, B) = \frac{1}{R} \sum_{i=1}^R (1 - \cos(\vec{E}, \vec{E}_{Dom_d}^i)) \quad (4)$$

where $\vec{E}_{Dom_d}^i$ is the embedding vector of the i^{th} dialogue set in the buffer B that has the same dominant domain as T , and R is the total number of such dialogue sets in B . $\cos(\vec{E}, \vec{E}_{Dom_d}^i)$ is the cosine similarity between \vec{E} and $\vec{E}_{Dom_d}^i$, calculated as:

$$\cos(\vec{E}, \vec{E}_{Dom_d}^i) = \frac{\vec{E} \cdot \vec{E}_{Dom_d}^i}{\|\vec{E}\| \|\vec{E}_{Dom_d}^i\|} \quad (5)$$

Note that we store the embedding of all the selected dialogue sets in the buffer, so that they do not need to be re-computed each time a new dialogue set is being evaluated.

Quality Score Based Data Selection. When a new dialogue set arrives and the buffer is full, we need to decide whether this new set needs to be discarded, or to replace a dialogue set already in the buffer. If the latter, we also need to decide which set in the buffer needs to be replaced. In our framework, for each new input dialogue set T , its EOE, DSS, and IDD scores will be computed and compared with these scores of all the data in the buffer. If all the three metrics of T are higher than a dialogue set already in the buffer, then we use T to replace it. Note that if there are more than one options to replace, we will randomly select one. Users will then be asked to provide annotation to this new dialogue set, for example, by asking “Do you think my response is acceptable and if not what would be an ideal response?” If users provided an alternative response that is preferred, the dialog set will be updated using the user provided content before being placed into the buffer.

Finally, from the definition of the three metrics and the replacement policy, it is easy to see that for each new dialogue set, our data selection policy has a linear complexity with respect to the size of the buffer.

3.3 Data Synthesis

The selected data in the buffer can capture features unique to the user. However, when such data are used in LLM fine-tuning, the limited size can confine the effectiveness. To address this problem, inspired by the observation that multiple semantically similar question-answer pairs can lead to better model fine-tuning[9], we deploy a self-generated instruction strategy to generate additional data.

Specifically, each dialogue set (i.e., “original” dialogue set) in the buffer will be sent to the LLM to generate similar ones, by giving the following prompt “Please refine and generate a text semantically

similar to the following text block, no need to answer it, no need to explain, use [] to hold your generated response:” followed by the original dialogue set. We run this multiple times to generate several additional sets for each original one. To avoid complicating the data replacement, the data synthesis process will only occur right before the fine-tuning starts each time.

However, sometimes we find that the dialogue sets generated by LLM, even though the prompt instructs it to generate semantically similar ones, still differ from the original dialogue set significantly, if measured by *ROUGE-1*. As such, we add a sanity check for each generated dialogue set, and if *ROUGE-1* between it and original set is above a threshold, it will be discarded.

4 EXPERIMENTAL EVALUATION

4.1 Experimental Setup

We first explain the datasets used in the experiments, the settings under different experiments, and baselines.

Datasets. To show the generalization capability of our framework, we use multiple and diverse datasets, including ALPACA [26], DOLLY [7], MedDialog [5], Prosocial-Dialog [18], OPENORCA [11], and Empathetic-Dialog [8], to evaluate the proposed framework. These datasets reflect different temporal correlation scenarios in the input data stream: ALPACA, DOLLY and OPENORCA contain diversified dialogue sets not bounded to a single domain, and the input data streams formed on them have little temporal correlation. While the other three ones are domain-specific, and thus the data streams are highly temporal correlated. All these datasets are fully annotated. However, our framework only uses annotations for the data selected to finetune the LLM; and the fully annotated dataset is used in the evaluation.

Default Experimental Setting. We use a pre-trained Llama-3B [13], one of the most popular on-device LLM, as the model embedded on devices. For each dataset, we randomly choose 10% of the data to simulate input data stream and run our framework on it for model fine-tuning, and the remaining 90% is reserved for evaluation of the fine-tuned mode. For every 800 dialogue sets received in the input stream, we will start the fine-tuning process with 100 epochs using optimizer AdamW. The buffer will not be cleared after the fine-tuning, and the data selection continues after the fine-tuning is done. We obtain input text embedding from Llama-3B last hidden layer during its inference. Unless otherwise mentioned, in data synthesis each dialogue set in the buffer is sent to LLM to generate three additional sets. With the selected and synthesized data, we fine-tune Llama-3B using Low-Rank Adaptation (LoRA) [15], a parameter efficient fine-tune technique. Unless otherwise specified, the batch size is 128 with fixed learning rate of 0.0003. For LoRA settings, the trainable layers are the QKV layers (q_proj , k_proj , v_proj) and attention output layer (o_proj), max sequence length is 512, LoRA rank r is 8, LoRA metrics scaling factor $alpha$ is 16, and LoRA dropout rate is 0.05. For consistency, when we use the fine-tuned model to generate text for evaluation, the temperature τ is set to 0.5 for all experiments.

As for the data selection buffer design, for efficient memory operations, we divide it into bins of equal size and each bin is able to hold the text of one dialog set, its domain as well as its embedding. Considering that the maximum dialogue set is of length

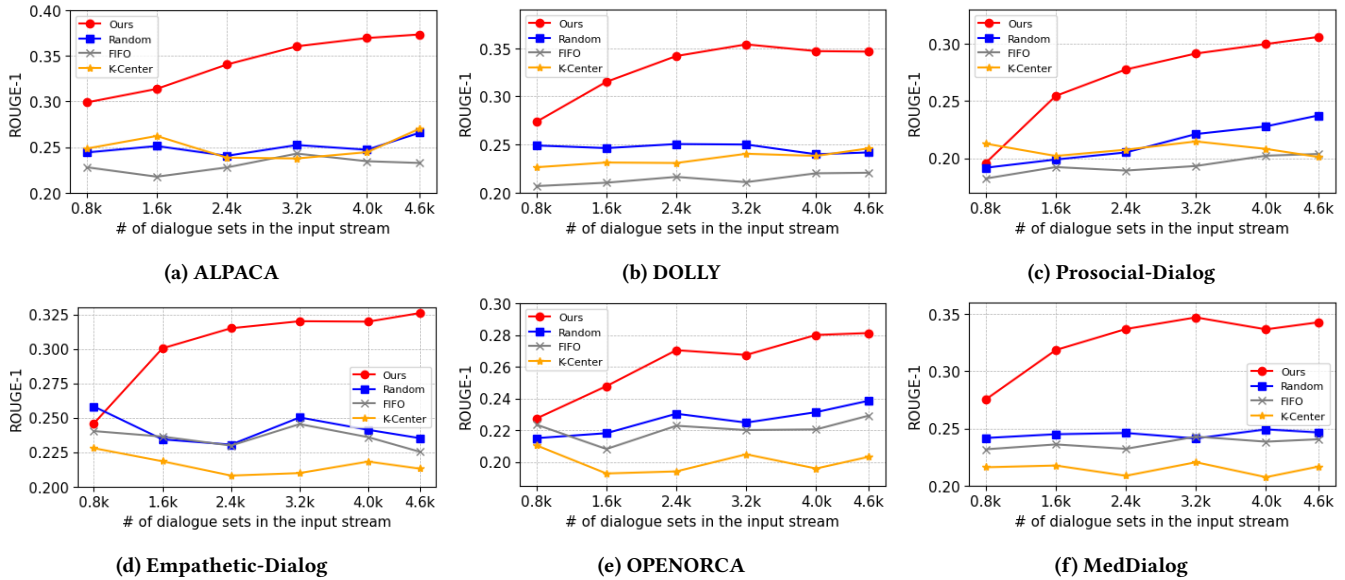


Figure 2: The learning curve of our proposed framework, Random Replace, FIFO Replace, and K-Center with buffer size 281KB on datasets (a) ALPACA (b) DOLLY (c) Prosocial-Dialog (d) Empathetic-Dialog (e) MedDialog.

1,024 tokens (512 tokens x2) and the embedding is a floating point vector of length 4,096 for Llama-32B, the bin size is set to 22KB. In the experiments, we will explore the impact of the buffer size. To make sure that our framework can be applied to the various edge devices, we explore buffer sizes from 32 bins (704KB) to 512 bins (11MB). To efficiently evaluate our framework, we use compact, 150 watt, single-slot A10 GPU, which is much smaller than 300 watt double-width A100 GPU. A10 is compatible to fit into robotics applications.

ROUGE-1 as Evaluation Metric: After the LLM model is fine-tuned using our framework, for each dialogue set in the test set, we feed the same user question to the model and collect the response generated. The quality of the data can then be evaluated by measuring the overlapping between the generated responses and the responses in the test dialogue set under the same question, which can be captured by ROUGE-1. ROUGE-1 is commonly used in natural language processing to measure the overlap of unigrams (single words) between the machine-generated summary and a reference summary in terms of F-1 score[10]. A higher ROUGE-1 score suggests that the generated text is more similar to the reference text.

Baselines As this is the first work on on-device LLM personalization, we do not have state-of-the-art for comparison. As such, we construct a few vanilla baselines. *Random Replace* is recently used for continual learning [14]. It selects data uniformly at random from new data to replace the ones already in the buffer. *FIFO Replace* is also recently employed for continual learning [14]. It replaces the oldest data in the buffer with new data. *K-Center* is a SOTA active learning approach[24] which selects the most representative data by performing k-center clustering in the features space. While not directly used in LLM personalization, these works also do not require labeling information and seemingly simple, and have

demonstrated superior performance in maintaining image data for continual learning. In addition, to demonstrate the importance to consider all the three metrics EOE, DSS and IDD, we will perform ablation study on additional three baselines, each only using one of the three for data selection. For fair comparison, for all of these methods we used the same data synthesis based on the selected data as used in our framework.

TABLE 2 ROUGE-1 of different methods on six datasets with data buffer 2816KB

	Random	FIFO	K-Center	Ours
ALPACA	0.2457	0.2013	0.2384	0.3736
DOLLY	0.2417	0.1976	0.2403	0.3465
Prosocial	0.2375	0.2190	0.2147	0.3062
Empathetic	0.2352	0.1902	0.2098	0.3260
OPENORCA	0.2286	0.1833	0.2048	0.2813
MedDialog	0.2465	0.2074	0.2204	0.3429

4.2 Results

We start with comparing the ROUGE-1 of Random Replace (Random), FIFO Replace (FIFO), and K-Center on all the datasets using buffer size 128 bins (2816 KB). The results are presented in TABLE 2. From the table we can see that our method outperforms all the baselines by a significant margin, indicating that its superiority in both weak and strong temporal correlation settings. The results also show that the most competitive baseline is the seemingly simple, yet surprisingly effective approach random replace. These results match the results in [3] for image classification tasks, where

a random replacement policy outperforms elaborately designed approaches.

Next, as a very important profiling tool for on-device learning, we evaluate the learning curve of the proposed framework and the baselines on these datasets. The learning curve represents how well the LLM can be fine-tuned to generate user-specific text with respect to the number of input dialogue sets seen as the data streams in. The same buffer size is used. The results are depicted in Figure 2 (a)-(f), respectively. From all the figures, we can clearly see that the ROUGE-1 of the proposed framework consistently increases with the increase of seen data, while the ROUGE-1 of the baselines only demonstrate minor improvement.

TABLE 3 ROUGE-1 based on MedDialog with different buffer sizes.

Buffer Size (KB)	Ours	Random	FIFO	K-Center
176	0.3040	0.2281	0.2383	0.2160
352	0.3447	0.2455	0.2304	0.2175
704	0.3353	0.2536	0.2389	0.2080
1408	0.3353	0.2791	0.2417	0.2204
2816	0.3940	0.2638	0.2309	0.2073
5632	0.3944	0.2748	0.2381	0.2167
11264	0.4215	0.2834	0.2315	0.2122

In addition, we evaluate the impact of buffer size on the performance of the proposed framework. The model is trained on the MedDialog dataset. The number of bins in the buffer is in {8, 16, 32, 64, 128, 256, 512} corresponding to a buffer size of {176KB, 353KB, 704KB, 1408KB, 2816KB, 5632KB, 11264KB} respectively. The corresponding learning rate is scaled to {2, 3, 4, 5, 7, 10, 14} $\times 10^{-5}$, roughly following a learning rate $\propto \sqrt{\text{batch size}}$ scaling scheme. The proposed framework consistently outperforms the baselines under different buffer sizes. As shown in TABLE 3, under the different buffer sizes, the ROUGE-1 by the proposed framework maintains a clear margin over the baselines. Besides, the margin becomes larger as the buffer size increases. This is because a larger buffer size provides the framework a better opportunity to select more high quality data, and the framework can leverage this opportunity to maintain richer quality data for learning, while the baselines cannot. Also, the proposed framework achieves higher ROUGE-1 when the buffer size becomes larger. This is because a larger buffer size provides a larger batch size, which naturally benefits the LLM fine-tuning.

Finally, we perform two ablation studies. The first one is to demonstrate the advantage of simultaneously considering all the three quality metrics EOE, DSS and IDD, we modify our framework to use only one of them for data replacement, those only considering one of them. The results on all six datasets are presented in TABLE 4. From the table we can see that simultaneously considering all the metrics always achieves the highest ROUGE-1.

The second study shows the relationship between the number of additional sets generated during data synthesis for each original dialogue set in the buffer and ROUGE-1/training time per epoch. From Figure 3 we can see that the maximum gain in ROUGE-1 can be attained when six additional sets are generated, while the training

TABLE 4 ROUGE-1 of our framework and the baselines using only one of the three metrics EOE, DSS or IDD on six datasets with buffer size 2816KB.

	EOE	DSS	IDD	Ours
ALPACA	0.2821	0.2726	0.2950	0.3736
DOLLY	0.2782	0.2633	0.2247	0.3465
Prosocial	0.2617	0.2441	0.2324	0.3062
Empathetic	0.2661	0.2726	0.2707	0.3260
OPENORCA	0.2468	0.2362	0.2468	0.2813
MedDialog	0.2608	0.2726	0.2931	0.3429

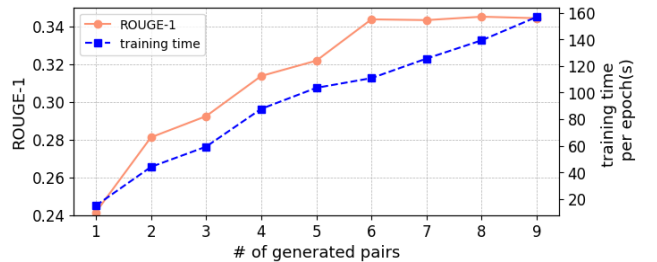


Figure 3: ROUGE-1/training time on MedDialog dataset with different number of dialogue sets generated from each original set in the buffer.

time consistently increases. Generating more than six dialogue sets will not further boost the performance, but would cost more time to fine-tune the model. For the sake of balanced efficiency and preference, as mentioned in the experimental setup, in all the experiments we generated three additional dialogue sets.

5 CONCLUSION

In this paper, We present a novel framework for on-device personalization of a large language model (LLM) on edge devices. Our approach addresses privacy concerns by selecting and storing representative data locally in a self-supervised manner. In addition, it uses semantically similar pairs of question texts and expected responses generated by LLM to enhance on-device learning performance. Our framework minimizes the need for frequent user annotations, and overcomes the challenge of sparse on-device storage. Experimental results show that our framework achieves superior user-specific content generation accuracy and fine-tuning speed compared to vanilla baselines. This paper marks the first on-device LLM personalization framework.

REFERENCES

- [1] Rahaf Aljundi, Min Lin, Baptiste Goujaud, and Yoshua Bengio. 2019. Gradient based sample selection for online continual learning. *Advances in neural information processing systems* 32 (2019).
- [2] Marialena Bevilacqua, Kezia Oketch, Ruiyang Qin, Will Stamey, Xinyuan Zhang, Yi Gan, Kai Yang, and Ahmed Abbasi. 2023. When Automated Assessment Meets Automated Content Generation: Examining Text Quality in the Era of GPTs. *arXiv preprint arXiv:2309.14488* (2023).
- [3] Zalán Borsos, Mojmir Mutny, and Andreas Krause. 2020. Coresets via bilevel optimization for continual learning and streaming. *Advances in neural information processing systems* 33 (2020), 14879–14890.

- [4] Anthony Brohan, Noah Brown, Justice Carbajal, Yevgen Chebotar, Xi Chen, Krzysztof Choromanski, Tianli Ding, Danny Driess, Avinava Dubey, Chelsea Finn, et al. 2023. Rt-2: Vision-language-action models transfer web knowledge to robotic control. *arXiv preprint arXiv:2307.15818* (2023).
- [5] Shu Chen, Zeqian Ju, Xiangyu Dong, Hongchao Fang, Sicheng Wang, Yue Yang, Jiaqi Zeng, Ruisi Zhang, Ruoyu Zhang, Meng Zhou, et al. 2020. MedDialog: a large-scale medical dialogue dataset. *arXiv preprint arXiv:2004.03329* (2020).
- [6] Ning Ding, Yujia Qin, Guang Yang, Fuchao Wei, Zonghan Yang, Yusheng Su, Shengding Hu, Yulin Chen, Chi-Min Chan, Weize Chen, et al. 2023. Parameter-efficient fine-tuning of large-scale pre-trained language models. *Nature Machine Intelligence* 5, 3 (2023), 220–235.
- [7] C. Mike et al. 2023. *Free Dolly: Introducing the World's First Truly Open Instruction-Tuned LLM*. <https://www.databricks.com/blog/2023/04/12/dolly-first-open-commercially-viable-instruction-tuned-llm>
- [8] H. Rashkin et al. 2019. Towards Empathetic Open-domain Conversation Models: A New Benchmark and Dataset. In *Proceedings of the 57th Annual Meeting of the Association for Computational Linguistics*. Association for Computational Linguistics, Florence, Italy, 5370–5381. <https://doi.org/10.18653/v1/P19-1534>
- [9] J. Wei et al. 2021. Finetuned language models are zero-shot learners. *arXiv preprint arXiv:2109.01652* (2021).
- [10] M. Eyal et al. 2019. Question answering as an automatic evaluation metric for news article summarization. *arXiv preprint arXiv:1906.00318* (2019).
- [11] W. Lian et al. 2023. OpenOrca: An Open Dataset of GPT Augmented FLAN Reasoning Traces. <https://huggingface.co/Open-Orca/OpenOrca>.
- [12] Z. Dou et al. 2021. Word alignment by fine-tuning embeddings on parallel corpora. *arXiv preprint arXiv:2101.08231* (2021).
- [13] Xinyang Geng and Hao Liu. 2023. *OpenLLaMA: An Open Reproduction of LLaMA*. https://github.com/openlm-research/open_llama
- [14] Tyler L Hayes, Nathan D Cahill, and Christopher Kanan. 2019. Memory efficient experience replay for streaming learning. In *2019 International Conference on Robotics and Automation (ICRA)*. IEEE, 9769–9776.
- [15] Edward J Hu, Yelong Shen, Phillip Wallis, Zeyuan Allen-Zhu, Yuanzhi Li, Shean Wang, Lu Wang, and Weizhu Chen. 2021. Lora: Low-rank adaptation of large language models. *arXiv preprint arXiv:2106.09685* (2021).
- [16] Bahar Irfan, Sanna-Mari Kuoppamäki, and Gabriel Skantze. 2023. Between Reality and Delusion: Challenges of Applying Large Language Models to Companion Robots for Open-Domain Dialogues with Older Adults. (2023).
- [17] Jagat Narain Kapur. 1994. Measures of information and their applications. (*No Title*) (1994).
- [18] Hyunwoo Kim, Youngjae Yu, Liwei Jiang, Ximing Lu, Daniel Khashabi, Gunhee Kim, Yejin Choi, and Maarten Sap. 2022. Prosocialdialog: A prosocial backbone for conversational agents. *arXiv preprint arXiv:2205.12688* (2022).
- [19] Haozheng Luo, Ningwei Liu, and Charles Feng. 2021. Question and Answer Classification with Deep Contextualized Transformer. In *Advances in Information and Communication: Proceedings of the 2021 Future of Information and Communication Conference (FICC)*, Volume 2. Springer, 453–461.
- [20] Haozheng Luo and Ruiyang Qin. 2020. Open-Ended Multi-Modal Relational Reason for Video Question Answering. *arXiv preprint arXiv:2012.00822* (2020).
- [21] Emin Orhan, Vaibhav Gupta, and Brenden M Lake. 2020. Self-supervised learning through the eyes of a child. *Advances in Neural Information Processing Systems* 33 (2020), 9960–9971.
- [22] Long Ouyang, Jeffrey Wu, Xu Jiang, Diogo Almeida, Carroll Wainwright, Pamela Mishkin, Chong Zhang, Sandhini Agarwal, Katarina Slama, Alex Ray, et al. 2022. Training language models to follow instructions with human feedback. *Advances in Neural Information Processing Systems* 35 (2022), 27730–27744.
- [23] Ruiyang Qin, Haozheng Luo, Zheheng Fan, and Ziang Ren. 2021. IBERT: Idiom Cloze-style reading comprehension with Attention. *arXiv preprint arXiv:2112.02994* (2021).
- [24] Ozan Sener and Silvio Savarese. 2017. Active learning for convolutional neural networks: A core-set approach. *arXiv preprint arXiv:1708.00489* (2017).
- [25] Jiahe Shi, Yawen Wu, Dewen Zeng, Jun Tao, Jingtong Hu, and Yiyu Shi. 2023. Self-supervised On-device Federated Learning from Unlabeled Streams. *IEEE Transactions on Computer-Aided Design of Integrated Circuits and Systems* (2023).
- [26] Rohan Taori, Ishaan Gulrajani, Tianyi Zhang, Yann Dubois, Xuechen Li, Carlos Guestrin, Percy Liang, and Tatsunori B. Hashimoto. 2023. Stanford Alpaca: An Instruction-following LLaMA model. https://github.com/tatsu-lab/stanford_alpaca.
- [27] Yawen Wu, Zhepeng Wang, Dewen Zeng, Yiyu Shi, and Jingtong Hu. 2021. Enabling on-device self-supervised contrastive learning with selective data contrast. In *2021 58th ACM/IEEE Design Automation Conference (DAC)*. IEEE, 655–660.
- [28] Zheng Xu, Yanxiang Zhang, Galen Andrew, Christopher A Choquette-Choo, Peter Kairouz, H Brendan McMahan, Jesse Rosenstock, and Yuanbo Zhang. 2023. Federated Learning of Gboard Language Models with Differential Privacy. *arXiv preprint arXiv:2305.18465* (2023).