

One Size Fits All for Semantic Shifts: Adaptive Prompt Tuning for Continual Learning

Doyoung Kim¹, Susik Yoon², Dongmin Park¹, Youngjun Lee¹, Hwanjun Song¹, Jihwan Bang¹, Jae-Gil Lee^{1*}

¹ KAIST, ² University of Illinois Urbana-Champaign

{dodokim, dongminpark, youngjun.lee, jihwan.bang, jaegil}@kaist.ac.kr,
susik@illinois.edu, ghkswns91@gmail.com

Abstract

In real-world continual learning scenarios, tasks often exhibit intricate and unpredictable semantic shifts, posing challenges for fixed prompt management strategies. We identify the inadequacy of universal and specific prompting in handling these dynamic shifts. Universal prompting is ineffective for tasks with abrupt semantic changes, while specific prompting struggles with overfitting under mild semantic shifts. To overcome these limitations, we propose an adaptive prompting approach that tailors minimal yet sufficient prompts based on the task semantics. Our methodology, *SemPrompt*, incorporates a two-level semantic grouping process: macroscopic semantic assignment and microscopic semantic refinement. This process ensures optimal prompt utilization for varying task semantics, improving the efficiency and effectiveness of learning in real-world CL settings. Our experimental results demonstrate that *SemPrompt* consistently outperforms existing methods in adapting to diverse semantic shifts in tasks.

1. Introduction

Learning a model continuously adapted to various tasks is crucial for its practicality in real-world applications. Continual learning (CL) emerges as a prominent learning mechanism in this respect, ensuring the incremental acquisition of expertise from past tasks to be leveraged for unseen tasks. While rehearsal-based CL methods [2–4, 6, 19, 26, 27, 29] have traditionally excelled in preventing catastrophic forgetting by replaying samples from prior tasks, *rehearsal-free* CL methods [13, 34–36] have recently received attention for their superior performance even without using previous samples. They employ small learnable parameters, known as *prompts*, added to input data of various tasks to help refine the pre-trained models.

*Corresponding author.

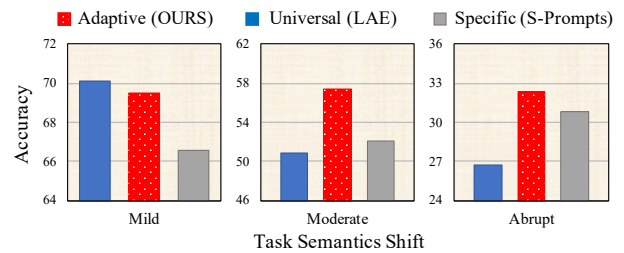


Figure 1. Performance of representative methods for different prompting strategies across various task semantic shifts.

The typical rehearsal-free CL methods can be further categorized into *universal* or *specific* prompting, based on how the prompts are managed for sequentially arriving tasks. Universal prompting methods (e.g., LAE [13]) train a fixed set of prompts consistently used for all tasks. This strategy captures generalizable knowledge accumulated from all prior tasks which is believed to be beneficial for upcoming similar tasks. On the other hand, specific prompting methods (e.g., S-Prompts [34]) train prompts respectively designated for each task. Their main goal is to alleviate catastrophic forgetting, which becomes more pronounced with highly divergent tasks.

While these two approaches have proven effective in their respective CL scenarios where tasks share similar semantics (i.e., universal prompting) or display distinct semantics (i.e., specific prompting), real-world applications often involve intricate and unpredictable semantic shifts in tasks over time. In search engines or e-commerce services, for instance, consumer demand for products not only varies in magnitudes but also in trends [4]—the demands for staples usually shift mildly (e.g., bread and beverage) but moderately for seasonal items (e.g., fruit and outdoor) or abruptly for trendy items (e.g., luxury). The tasks of classifying products naturally involve varying degrees of semantic shifts mixed with mild, moderate, and abrupt changes in product types. This diversity in semantic shifts can be observed even within a single data set [19, 41].

The current CL methodologies fall short in practical CL

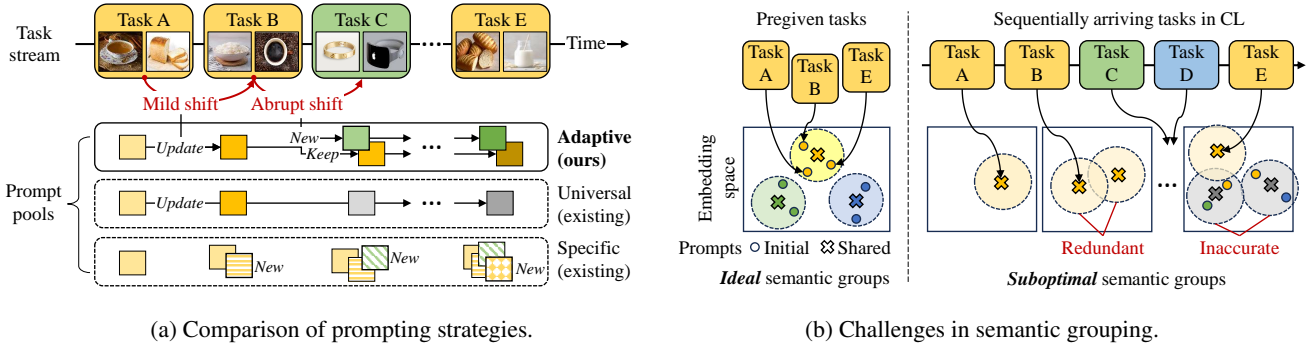


Figure 2. The proposed adaptive prompting and its challenge.

settings as they rely on *fixed* prompt management strategies, which do not account for such intricate and unpredictable task semantic shifts. As demonstrated in Figure 1, we observed that universal prompting becomes suboptimal for abrupt semantic shifts due to large inter-task semantic differences. Specific prompting, on the other hand, suffers under mild semantic shifts due to overfitting, resulting in less generalizable knowledge. Noticeably, neither effectively handles moderate semantic shifts. There have been efforts to overcome these limitations by introducing task-aware training policies (e.g., adjusting learning rates) [38] or concurrent utilization of universal and specific prompts [35]. However, these ad-hoc solutions are often infeasible, particularly in real-world CL scenarios where incoming tasks and their associated semantics are unknown.

In this work, we argue that *adaptive* prompting is necessary to address practical CL scenarios. As shown in Figure 2(a), given arbitrary task semantic shifts, existing approaches employ prompts that are insufficient or redundant, thereby compromising both effectiveness and efficiency. Adaptive prompting, however, carefully takes into account task semantics and manages the minimum yet sufficient prompts tailored for both observed and novel tasks. It is evident that this adaptive approach can effectively handle various task semantic shifts (see Figure 1).

The essential problem in adaptive prompting is grouping semantically similar tasks so as to exploit a prompt for tasks in each semantic group. This is especially challenging because the ideal semantic groups can not be guaranteed unless the number and types of tasks are known in advance, which is not the case in a real-world CL setting. In Figure 2(b), for instance, a single prompt must be sufficient for the three tasks which share similar semantics. Yet, with sequentially arriving tasks in CL, a straightforward incremental grouping of similar tasks may result in suboptimal semantic groups and thus redundant and premature prompts.

Thus, to fill the gap in realizing adaptive prompting, we propose a novel semantic-aware CL framework SemPrompt. The instrumental concept in SemPrompt is *two-level semantic grouping*. For each new task, SemPrompt

first roughly assigns the task to semantic groups based on its similarity to existing tasks and prepares prompt candidates (i.e., *macroscopic semantic assignment*). Subsequently, SemPrompt further refines the coarse semantic groups to restore optimal prompts that could have been derived (i.e., *microscopic semantic refinement*). This assign-and-refine prompting enables SemPrompt to employ a prompt pool that efficiently captures the unique semantics of distinct tasks as well as effectively accumulates knowledge to handle similar tasks, without consulting previous samples.

Overall, the main contributions are as follows:

- This is the first work to examine the effectiveness of prompt-based methodologies in CL across a spectrum of task semantic shifts.
- We propose SemPrompt, a novel semantic-aware CL framework enabling adaptive prompt management through semantic grouping.
- A thorough assessment is performed by categorizing the different levels of task semantic shift into three categories: mild, moderate, and abrupt. SemPrompt consistently demonstrates superior performance, regardless of semantic shifting while existing prompt-based methods exhibit limitations depending on the degree of shifting.

2. Related Work

2.1. Continual Learning

Continual learning (CL), also known as incremental learning, confronts the stability-plasticity dilemma inherent in learning a sequence of tasks. This dilemma describes the challenge of preserving acquired knowledge (stability) while incorporating new information (plasticity) without the effect of catastrophic forgetting. Representative CL approaches can be categorized into *rehearsal-based* methods, which rely on retaining and replaying subsets of past data [2–4, 6, 19, 26, 27, 29, 39]; *regularization* techniques, which constrain updates to preserve past knowledge [8, 18]; and *architectural* solutions that reconfigure the model structure for new tasks [1, 21, 24]. These strategies are detailed in several comprehensive surveys [10, 23, 25].

The emergence of *rehearsal-free* strategies has offered a novel perspective on CL by exploiting the potential of pre-trained models. Pre-trained models, e.g., ViT [11], have demonstrated a remarkable ability to grasp general representation, which *rehearsal-free* methods attempt to fine-tune through prompts—small, learnable weight parameters that refine the model’s representation. This brings significant memory and computational efficiency gains since it only modifies a small part of the model’s parameters for each new task.

Mainly, *rehearsal-free* strategies can be divided into two design choices: *universal* and *specific* approaches. *Universal* prompts maintain a single set of prompts across tasks, leading to the extraction of commonalities of CL tasks. VPT [17] and L2P [36] respectively optimize a single prompt and a shared pool of prompts, whereas LAE [13] takes this further by accumulating and ensembling prompts over time. In contrast, *specific* prompt strategies, e.g., S-Prompts [34], aim to train prompts to individual tasks to address catastrophic forgetting, making them suitable for tasks with large differences. Meanwhile, DP [35] employs the simultaneous use of both universal and specific prompts for all tasks.

However, most rehearsal-free methods have not adequately considered the semantic relationships between tasks, which could lead to suboptimal outcomes due to missed opportunities for shared learning across semantically related tasks. This paper addresses this gap by integrating task semantics into prompt-tuning strategies, proposing an adaptive approach that performs semantic-aware grouping and adaptation to better handle diverse and previously unknown CL tasks.

2.2. Semantic Grouping for Multi-Task Learning

In Multi-Task Learning (MTL), the ability to effectively share knowledge across diverse tasks is crucial for enhancing problem-solving capabilities [14, 22, 37, 38]. However, arbitrarily combining tasks can result in conflicting task groups in which tasks interfere with one another, resulting in a degradation in performance, a phenomenon known as negative transfer [37]. Addressing this, *semantic-based task grouping* methods [12, 22, 31, 32, 40] have been introduced, which emphasize clustering semantically similar tasks to amplify positive transfer and boost performance. Although effective, there’s an intrinsic need for specific models for distinct task groups, which has driven the adoption of parameter-efficient techniques such as prompt tuning [22]. However, their application in CL with prompt tuning remains largely unexplored but appears to hold potential, especially when dealing with tasks of varying semantic similarity. Moreover, their direct adoption poses challenges because they assume simultaneous availability of all tasks, contradicting practical CL environments where tasks are in-

troduced sequentially and access to past training data might be constrained by memory or privacy considerations.

3. Preliminaries

3.1. Continual Learning

In continual learning (CL), we consider a sequence of tasks $\mathcal{T} = \langle \tau_1, \dots, \tau_{|\mathcal{T}|} \rangle$ for a data stream $\mathcal{D} = \langle D_1, \dots, D_{|\mathcal{T}|} \rangle$, where each sub-dataset $D_t = \{(x_t, y_t)\}$ for the t -th task is derived from a joint distribution of an input space \mathcal{X}_t and a label space \mathcal{Y}_t . The goal in CL is to continuously learn a classifier that maximizes test accuracy for all encountered tasks $\{\tau_1, \tau_2, \dots, \tau_t\}$, without having access to data streams $D_{t' < t}$ of prior tasks. In realistic settings, these data streams may come from diverse environments, and thus associated tasks exhibit varying inter-task similarities, calling for adaptable CL approaches.

3.2. Prompt-based Continual Learning

Recent prompt-based CL methods [13, 35, 36] mostly employ a pretrained backbone (e.g., ViT [11]) with L transformer blocks, where each of these blocks utilizes a multi-head attention module to extract pertinent features. A prompt, in this setting, refers to a set of vectors that provide auxiliary context or guide the attention mechanism towards specific patterns in the data for a task:

$$P = [p_1, \dots, p_p] \in \mathbb{R}^{p \times d} \quad (1)$$

where p and d are the number and the dimensionality of tokens p_i , respectively. The prompt serves as a prefix to the input for the transformer block’s attention module, being prepended exclusively to the keys and values [13, 35].

Prompt Tuning and Inference. Universal and specific strategies are used for managing and selecting prompts. First, *universal* prompting employs a constant prompt P on all tasks. The optimization objective for a given task τ_t with D_t is to minimize the cross-entropy loss ℓ_{ce} :

$$\min_{P, k, \phi} \ell_{ce}(f_\phi(f([x_t; P])), y_t), \quad (2)$$

where f_ϕ is a classifier, and f is a pre-trained model that receives the concatenation of the input tokens x_t and the prompt P and then returns the [CLS] token for prediction. Second, *specific* prompting employs a collection of task-specific prompts $\{P_t \mid \tau_t \in \mathcal{T}\}$ and corresponding learnable prompt keys $\{k_t \mid \tau_t \in \mathcal{T}\}$ to determine the prompt to be used. The optimization objective is to maximize the similarity between the input and the prompt key, in addition to minimizing the cross-entropy loss:

$$\min_{P_t, k_t, \phi} \ell_{ce}(f_\phi(f([x_t; P_t])), y_t) - \lambda d(f(x_t), k_t), \quad (3)$$

where λ is a balancing coefficient and $d(\cdot)$ is a similarity function (e.g., cosine similarity).

During inference, given a testing instance x , the matching prompt $P_{\hat{t}}$ is chosen to maximize the similarity between $f(x_t)$ and its prompt key k_t :

$$\hat{t} = \arg \max_t d(f(x_t), k_t). \quad (4)$$

4. Adaptive Prompting via Semantic Grouping

4.1. Problem Formulation

Our *adaptive* prompting is in between the two extremes—universal and specific prompting. That is, at the t -th task, while universal and specific prompting strategies maintain *one* and t prompts, respectively, our adaptive prompting strategy manages *from one to t* prompts depending on the semantic shifts observed so far. Thus, the key challenge is to lie in the management of the best collection of prompts, which is realized by our novel *semantic grouping* process. Specifically, for a sequence of tasks $\mathcal{T} = \langle \tau_1, \dots, \tau_t \rangle$, it maintains $\mathcal{G} = \{G_1, \dots, G_{|\mathcal{G}|}\}$ by minimizing

$$J(\mathcal{G}) = \sum_{G \in \mathcal{G}} \sum_{\tau_i, \tau_j \in G} d(s(\tau_i), s(\tau_j)) + \alpha |\mathcal{G}|, \quad (5)$$

where G is a group of tasks and $s(\tau)$ is a semantic representation of a task τ which can be derived by a task-specific prompt P_τ ¹. $\alpha |\mathcal{G}|$ penalizes an excessive number of groups so that they capture the general knowledge from the tasks. A group-wise prompt P_G is assigned to each group G to maximize positive transfer among semantically similar tasks.

However, directly optimizing Eq. (5) is infeasible in CL environments since, at the t -th task, $D_i (i < t)$ is not accessible. A natural solution is an online greedy approach. The current task is assigned to a past group if they are close in semantic representation or otherwise create a new semantic group. This approach often falls into the local optima as the greedy group assignment is *irreversible* thereby accumulating substantial noises in grouping (see Section 5.3 for further analysis). Therefore, this calls for a novel adaptive prompting scheme to ensure more accurate semantic group assignments.

4.2. Overview of SemPrompt

We propose SemPrompt that performs adaptive prompting via two-level semantic grouping: (1) *macroscopic semantic assignment* and (2) *microscopic semantic refinement*. In the macroscopic semantic assignment, SemPrompt assigns the current task to a semantic super-group encompassing broader semantic space which provides refinable slacks to reconcile past groupings. Then, in the microscopic semantic refinement, SemPrompt adjusts the semantic groups to restore optimal groupings, ensuring that the prompts are prepared based on the precise semantic groups. The overall procedure is illustrated in Figure 3.

¹Task-specific prompts are known to capture the intrinsic patterns of task data distributions. See Definition 2 for details.

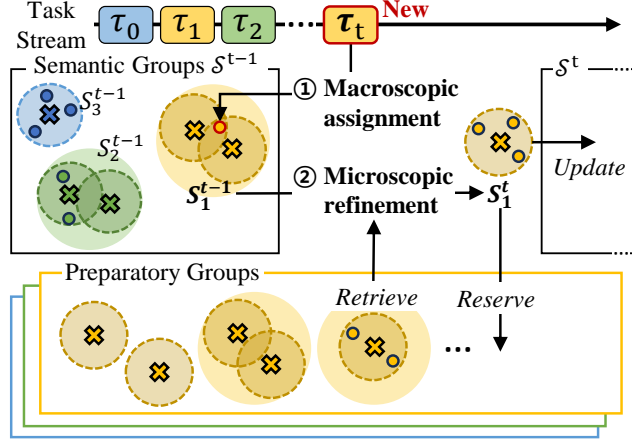


Figure 3. Overall procedure of SemPrompt.

4.3. Phase 1: Macroscopic Semantic Assignment

To allow potential refinements in semantic grouping, we form a set $\mathcal{S}^t = \{S_1^t, \dots, S_{|\mathcal{S}^t}|}^t$ of *semantic super-groups*.

Definition 1. (SEMANTIC SUPER GROUP) A *semantic super-group* S^t given all seen tasks $\mathcal{T}^t = \langle \tau_1, \dots, \tau_t \rangle$ is a set of tasks that are within R from the centroid of the super-group in the semantic representation space. Formally,

$$S^t = \{\tau \in \mathcal{T}^t \mid d(\tau, S^t) \leq R\}, \quad (6)$$

where $d(\tau, S^t)$ is the distance between the task semantic $s(\tau)$ and the group centroid $\frac{1}{|S^t|} \sum_{\tau \in S^t} s(\tau)$ [42].

Task Semantic Extraction. Given a new task τ^t , we allow a warm-up training period to get a very initial prompt P_τ through the objective goal in Eq. (3). Then, a task semantic representation is extracted as follows.

Definition 2. (TASK SEMANTIC REPRESENTATION). Given a warm-up prompt P_τ for a task τ , the *task semantic representation* $s(\tau)$ is computed as

$$s(\tau) = \text{Normalize}(\text{AvgPool}(P_\tau^w)) \in \mathbb{R}^d, \quad (7)$$

where $\text{AvgPool}(\cdot)$ pools the prompt averaged over all p tokens and $\text{Normalize}(\cdot)$ performs l_2 -normalization.

Macroscopic Assignment. Given the previous semantic super-groups \mathcal{S}^{t-1} and the current task τ_t , we obtain new super-groups \mathcal{S}^t by using an assignment function \mathcal{A}_R with a threshold R , i.e., $\mathcal{S}^t = \mathcal{A}_R(\tau_t; \mathcal{S}^{t-1})$. If the current task τ_t is semantically irrelevant to *any* of the previous super-groups \mathcal{S}^{t-1} , a novel semantic super-group of the task τ_t is initialized; otherwise, it is assigned to the closest semantic super-group. Formally, $\mathcal{A}_R(\tau_t; \mathcal{S}^{t-1})$ is defined as

$$\begin{cases} S^{t-1} \cup \{\tau_t\} & \text{if } d(\tau_t, S) > R \quad \forall S \in \mathcal{S}^{t-1} \\ S^{t-1} \setminus S_*^{t-1} \cup \{S_*^{t-1} \cup \{\tau_t\}\} & \text{if } d(\tau_t, S_*^{t-1}) \leq R, \end{cases} \quad (8)$$

where $S_*^{t-1} = \arg \max_{S^{t-1} \in \mathcal{S}^{t-1}} d(\tau_t, S^{t-1})$.

Preparatory Semantic Groups Collection. We refine semantic super-groups into finer *semantic groups* (see Definition 3) that better generalize to the underlying task semantics with a *single* prompt. It also requires readily preparatory prompts dedicated to each refined semantic group even without accessing the past tasks. To this end, we additionally manage a collection of *preparatory semantic groups* (see Definition 4) to ensure that each preparatory semantic group has the prompt adapted to all tasks it contains, facilitating on-the-fly prompt-tuning in an online manner.

Definition 3. (SEMANTIC GROUPS). Given a semantic super-group S^t , a set \mathcal{G}^{S^t} of *semantic groups* G^{S^t} further divides the super-group with finer granularities:

$$\mathcal{G}^{S^t} = \{G_1^{S^t}, \dots, G_{|\mathcal{G}^{S^t}|}^{S^t}\} \quad \text{s.t.} \quad S^t = \bigcup_{j=1}^{|\mathcal{G}^{S^t}|} G_j^{S^t}. \quad (9)$$

Definition 4. (PREPARATORY SEMANTIC GROUPS). Given a semantic super-group S^t , a set \mathcal{P}^{S^t} of *preparatory semantic groups* is the candidate set of possible semantic groups, accumulated over past tasks, such as

$$\mathcal{P}^{S^t} = \hat{\mathcal{G}}^{S^t} \cup \mathcal{P}^{S^{t-1}}, \quad (10)$$

where $\hat{\mathcal{G}}^{S^t}$ is determined by the k-means algorithm [5] over S^t based on semantic similarities.

Note that the number of clusters can be decided by a widely-used distribution indicator (e.g., silhouette score [28]). Each semantic group $G^{S^t} \in \mathcal{G}^{S^t}$ is equipped with the prompt that has been trained over past tasks and/or adapted to the new task τ_t if $\tau_t \in G^{S^t}$. It is also possible to add multiple \mathcal{G}^{S^t} with different numbers of clusters prioritized by the distribution indicator.

4.4. Phase 2: Microscopic Semantic Refinement

SemPrompt further refines the semantic super-group S^t of the new task τ_t to restore more generalizable semantic groups and their prompts from the preparatory groups \mathcal{P}^{S^t} .

Refinement Criterion. Intuitively, we examine the contribution of the new task to the reduction of semantic groups. When assuming each semantic group has the same coverage (i.e., the radius of γR where $0 < \gamma < 1$), a set of fewer semantic groups better generalizes the underlying semantic contexts. That is, the goal of refinement for S^t is to achieve $|\mathcal{G}^{S^t}| \leq |\mathcal{G}^{S^{t-1}}|$.

Specifically, we investigate various grouping options to alleviate the biased grouping, which is highly influenced by the order of tasks [5, 42]. Inspired by simulation-based clustering [5, 7], we permute task orders and execute grouping to identify the one with the fewest semantic groups.

$$\hat{S}^t = \arg \min_{\hat{S}^t} |\mathcal{H}_{\gamma R}(\hat{S}^t)|, \quad (11)$$

where $\mathcal{H}_{\gamma R}(S^t)$ is the recursive assignment $\mathcal{A}_{\gamma R}$ of the arbitrarily ordered tasks in S^t , i.e., $\mathcal{H}_{\gamma R}(S^t) = \mathcal{A}_{\gamma R}(\tau_t, \mathcal{H}_{\gamma R}(S^{t-1}))$.

Semantic Groups Update. If $|\mathcal{H}_{\gamma R}(\hat{S}^t)| < |\mathcal{G}^{S^{t-1}}|$, the semantic groups are updated, i.e., $\mathcal{G}^{S^t} = \mathcal{H}_{\gamma R}(\hat{S}^t)$. Otherwise, previous semantic groups are kept and the new task is assigned to an existing semantic group or creates a new semantic group, i.e., $\mathcal{G}^{S^t} = \mathcal{A}_{\gamma R}(\tau_t, \mathcal{G}^{S^{t-1}})$. Note that once the new semantic groups are updated, their corresponding prompts can be retrieved from the ones equipped in the preparatory semantic groups \mathcal{P}^{S^t} either directly or indirectly by further adapting to the current task τ_t .

4.5. Prompt Tuning and Inference

Semantic Group-based Training. In the meantime, SemPrompt proactively trains the prompts and keys for semantic groups in preparatory groups \mathcal{P}^{S^t} to facilitate future semantic group refinements. Let θ_t be a set of prompt-key pairs for the semantic groups $\hat{\mathcal{G}}^{S^t}$ containing a task τ_t in \mathcal{P}^{S^t} :

$$\theta_t = \{(P_{\hat{G}^{S^t}}, k_{\hat{G}^{S^t}}) \mid \tau_t \in \hat{G}^{S^t} \in \mathcal{G}^{S^t} \in \mathcal{P}^{S^t}\}. \quad (12)$$

Then, the training objective of SemPrompt is to optimize Eq. (3) across prompts and keys for the semantic groups:

$$\min_{\theta_t, \phi} \mathbb{E}_{(P, k) \sim U(\theta_t)} [\ell_{ce}(f_\phi(f([x_t; P])), y_t) - \lambda d(f(x_t), k)], \quad (13)$$

where (P, k) is uniformly sampled from θ_t .

Semantic Group-based Inference. Given a test instance x , we find the matching prompt P similarly with Eq. (4) but from semantic groups in all semantic super-groups, i.e., $G_j \in \bigcup_{i=1}^{|\mathcal{S}^t|} \mathcal{G}^{S_i^t}$. Specifically, the prompt of \hat{j} -th semantic group in \hat{i} -th semantic super-group is chosen as the best for x if its key is the most similar to $f(x)$:

$$\hat{i}, \hat{j} = \arg \max_{i, j} d(f(x), k_{G_j^{S_i^t}}). \quad (14)$$

5. Evaluation

5.1. Experiment Setting

Dataset Preparation. Our evaluation of SemPrompt focuses on its efficacy under various degrees of semantic shift: mild, moderate, and abrupt scenarios.

Mild Scenario: We utilize the *CIFAR-100* [20] and *ImageNet-R* [15] datasets to simulate scenarios with high inter-task similarity. The inherent similarity across tasks within these datasets stems from their random division into task subsets, ensuring that tasks remain closely related from the perspective of entire tasks. Following the protocols of

[35, 36], we split *CIFAR-100* and *ImageNet-R* into 10 tasks each, with disjoint class sets resulting in 10 and 20 classes per task, respectively.

Abrupt Scenario: We employ the Visual Task Adaptation Benchmark (VTAB) [41] with its 19 distinct datasets broadly categorized into natural, structured, and specialized domains, to represent abrupt semantic shifts. Each dataset within VTAB-19T is treated as a separate task, referred to as *VTAB-19T*. Additionally, to simulate severe abrupt shifts, we construct *VTAB-5T*, which comprises the five most semantically distinct datasets.

Moderate Scenario: To systematically configure a moderately shifting scenario, we construct two CL datasets based on the VTAB benchmark: *VTAB-SimS* and *VTAB-RecR*. *VTAB-SimS* simulates overlapping between tasks, while *VTAB-RecR* introduces task recurrence. Here, ‘S’ denotes the proportion of other tasks’ samples [19], and ‘R’ signifies the number of task recurrences [9]. For instance, *VTAB-Sim25* indicates a task composition of 25% from other tasks, whereas *VTAB-Rec5* means a task recurs five times. For scalable evaluation, *VTAB-RecR* is constructed using *VTAB-5T*, which has a semantic uniqueness count of five. To ensure a thorough assessment, we establish three distinct levels for S: {25, 50, 75} and R: {2, 5, 10}. Additional details are provided in Appendix A.

Algorithms and Evaluation. SemPrompt is evaluated in comparison to five renowned algorithms in the field of rehearsal-free CL, namely L2P [36], VPT [17], DP [35], S-Prompts [34], and LAE [13]. L2P, VPT, and LAE utilize universal prompts, while S-Prompt employs task-specific prompts. DP employs a hybrid approach with both universal and task-specific prompts. For evaluation, we adopt widely-used performance metrics [3, 19, 29]: (1) *last accuracy* $A_{last} = \frac{1}{T} \sum_{i=1}^T A_{T,i}$, where $A_{T,i}$ is the accuracy of the model on i -th task after learning the T -th task sequentially, and (2) *forgetting* $F_{last} = \frac{1}{T-1} \sum_{j=1}^{T-1} f_{T,j}$, where $f_{i,j}$ indicates how much the model forgets about the j -th task after learning the i -th task ($j < i$). For reliability, we run every experiment five times with different random seeds and report the average value with the standard error. Given that the last accuracy encompasses both learning adaptability and memory retention, it serves as a comprehensive measure of CL performance [30].

Implementation Details. All methods, including SemPrompt, are implemented using the publicly accessible PyTorch CL framework², following [13]. A ViT-B/16 pre-trained on ImageNet-1k is utilized as the common backbone across all methods, with prompts appended to the initial five transformer layers. Optimization is carried out using the Adam optimizer, setting a batch size of 128 and a learning rate of 0.025. For LAE, as per the original paper, a re-

duced learning rate of 0.005 is employed. The epoch counts are adjusted to 5 or 50, reflecting the convergence patterns of the universal and specific methods, respectively. Importantly, these training parameters are applied uniformly across all datasets within the CL framework. For SemPrompt, the configuration includes 150 warm-up iterations, with the assignment threshold $R = 0.6$ and $\gamma = 2/3$ to maintain consistent relative scaling. The sampling size κ for task order permutations is set to 100 for all datasets. All methods are implemented using PyTorch 1.12.1 and Timm 0.8.0 and tested on two NVIDIA RTX 3080 GPUs, and the source code will be publicly available.

5.2. Main Results

Results on Mild and Abrupt Shifts. Table 1 presents a comparative analysis of SemPrompt against other baselines under diverse task semantic shifts. In general, SemPrompt demonstrates consistently high performance in mild and abrupt shifting scenarios with regard to both A_{last} and F_{last} metrics. Specifically, SemPrompt matches the performance of baselines with universal prompts in mild semantic shifts and those with specific prompts in abrupt semantic shifts, where each is considered the optimal approach. Consequently, across both scenarios, SemPrompt achieves an average improvement in A_{last} by 10.16% and 5.23% over the two representative methods employing universal (LAE) and specific prompts (S-Prompts), respectively.

On the other hand, the other baselines exhibit inconsistent efficacy depending on the degree of semantic shift. In ImageNet-R, LAE with universal prompting outperforms S-Prompts with specific methods by 6.40% in A_{last} , suggesting that universal prompts facilitate better learning of general patterns, especially with unseen, challenging examples. Conversely, during abrupt shifts, S-Prompts surpass LAE by 15.42% in A_{last} , indicating the difficulty universal prompts face with significant inter-task variance.

Interestingly, we observe that SemPrompt employs the averages of 1 and 18 prompts in the mild shift scenario (ImageNet-R) and the abrupt scenario (VTAB-19T), respectively. This figure aligns with the optimal number of prompts utilized in each scenario when universal and specific prompting methods are individually applied. This result demonstrates SemPrompt’s capability to flexibly adapt its prompting architecture to the semantic shift degree, leveraging the benefits of both universal and specific prompts within a single model.

Results on Moderate Shifts. In moderate semantic shift scenarios, SemPrompt shows a clear superiority, exhibiting significant improvement over other baselines, which do not present comparable performances regardless of the shift degree. Quantitative measures show that SemPrompt improves A_{last} and F_{last} by 5.62% and 3.56%, respectively, in these moderate shifts. In addition, SemPrompt demon-

²<https://github.com/JH-LEE-KR/dualprompt-pytorch>

Shifting Scenarios	CL Datasets	Metrics	Prompt Tuning CL Algorithms					SemPrompt		
			L2P	VPT	LAE	DP	S-Prompts	SemPrompt	Avg. Improv.	#Semantics
Mild	ImageNet-R	A_{last}	68.05 (± 0.11)	69.31 (± 0.09)	70.11 (± 0.12)	67.81 (± 0.19)	65.89 (± 0.10)	<u>69.45</u> (± 0.14)	1.78%	1.0
		F_{last}	5.17 (± 0.10)	5.27 (± 0.08)	6.05 (± 0.21)	<u>4.99</u> (± 0.18)	7.71 (± 0.22)	4.94 (± 0.08)	15.38%	
	CIFAR100	A_{last}	84.55 (± 0.08)	85.34 (± 0.15)	85.16 (± 0.11)	84.79 (± 0.14)	83.73 (± 0.10)	<u>85.31</u> (± 0.11)	0.70%	1.0
		F_{last}	<u>5.59</u> (± 0.08)	6.19 (± 0.07)	6.05 (± 0.21)	5.04 (± 0.15)	6.41 (± 0.13)	6.21 (± 0.07)	-6.05%	
Moderate	VTAB-Sim25	A_{last}	38.28 (± 0.50)	38.24 (± 0.57)	37.57 (± 0.72)	37.72 (± 0.60)	<u>38.72</u> (± 0.40)	39.56 (± 0.59)	3.82%	16.4
		F_{last}	6.73 (± 0.79)	7.23 (± 0.65)	9.51 (± 0.87)	<u>6.90</u> (± 0.88)	7.11 (± 0.53)	7.10 (± 0.73)	5.28%	
	VTAB-Sim50	A_{last}	38.14 (± 0.36)	38.30 (± 0.50)	37.85 (± 0.73)	38.22 (± 0.53)	<u>38.97</u> (± 0.51)	39.27 (± 0.51)	2.54%	13.0
		F_{last}	5.53 (± 0.71)	5.22 (± 0.57)	7.02 (± 0.54)	<u>4.98</u> (± 0.49)	4.72 (± 0.42)	5.77 (± 0.65)	-5.02%	
	VTAB-Sim75	A_{last}	38.17 (± 0.76)	<u>38.53</u> (± 0.73)	37.55 (± 0.82)	38.39 (± 0.78)	37.86 (± 0.63)	39.55 (± 0.46)	3.81%	12.2
		F_{last}	3.53 (± 0.27)	3.26 (± 0.15)	5.88 (± 0.24)	<u>3.17</u> (± 0.21)	3.16 (± 0.31)	3.42 (± 0.31)	10.00%	
	VTAB-Rec2	A_{last}	52.32 (± 0.21)	<u>53.22</u> (± 0.44)	51.22 (± 0.40)	51.75 (± 0.13)	52.85 (± 0.32)	55.47 (± 0.09)	6.12%	5.2
		F_{last}	<u>11.46</u> (± 2.20)	11.31 (± 2.13)	15.28 (± 2.08)	11.72 (± 2.13)	12.22 (± 2.14)	11.51 (± 1.99)	7.16%	
	VTAB-Rec5	A_{last}	53.70 (± 0.75)	<u>54.35</u> (± 1.41)	50.85 (± 0.69)	52.65 (± 0.90)	52.10 (± 0.32)	57.42 (± 0.82)	8.89%	5.4
		F_{last}	13.65 (± 1.76)	13.70 (± 1.58)	15.07 (± 1.94)	13.36 (± 1.59)	11.91 (± 1.79)	<u>12.08</u> (± 1.53)	10.77%	
VTAB-Rec10	A_{last}	48.82 (± 0.66)	<u>51.55</u> (± 0.24)	47.75 (± 0.25)	51.20 (± 0.52)	45.92 (± 0.89)	53.08 (± 0.76)	8.22%	5.6	
	F_{last}	15.79 (± 1.01)	16.60 (± 0.97)	17.43 (± 1.25)	14.70 (± 1.04)	16.15 (± 1.82)	<u>15.51</u> (± 1.04)	3.87%		
Abrupt	VTAB-19T	A_{last}	28.23 (± 0.14)	28.11 (± 0.20)	26.71 (± 0.29)	28.48 (± 0.07)	<u>30.83</u> (± 0.08)	32.39 (± 0.32)	13.76%	18.0
		F_{last}	6.15 (± 0.42)	6.43 (± 0.55)	9.48 (± 0.54)	5.50 (± 0.42)	4.01 (± 0.23)	<u>4.30</u> (± 0.69)	31.90%	
	VTAB-5T	A_{last}	34.31 (± 0.04)	34.03 (± 0.05)	35.30 (± 0.41)	34.17 (± 0.04)	<u>38.27</u> (± 0.18)	38.67 (± 0.15)	9.81%	5.0
		F_{last}	15.55 (± 1.13)	15.88 (± 1.09)	17.72 (± 1.29)	15.57 (± 1.07)	12.84 (± 0.98)	<u>13.25</u> (± 1.00)	14.58%	

Table 1. Comparative performance of SemPrompt versus prompt tuning-based CL baselines in mild, moderate, and abrupt shifting scenarios. This assesses last accuracy (higher preferred) and forgetting (lower preferred), along with the number of semantic groups by SemPrompt for each scenario. The best and second-best performances for each metric are highlighted in bold and underlined, respectively.

strates adaptability by reducing the number of prompts as the semantic similarities between tasks increase, indicating its efficiency in adjusting to the semantic similarity between tasks.

5.3. In-depth Analysis of Semantic Refinement

Ablation Study. Our analysis focuses on the effectiveness of microscopic semantic refinement. Table 2 compares SemPrompt with its two variants regarding A_{last} across datasets representing varying degrees of semantic shifts. *No Refine* omits the refinement process, which solely relies on the greedy assignment in Eq. (8) with a granulated threshold γR . *Avg Merge* computes averages of prompts to find the prompts of the refined semantic groups without adaptation to the tasks of the refined semantic groups. This differs from SemPrompt with the proactive tuning of prompts for preparatory semantic groups in Eq. (10).

Overall, the performance of both variants degrades when compared to SemPrompt, with average decreases in accuracy of 3.55% and 5.63% during moderate shifts and abrupt shifts, respectively. Notably, the No Refine variant exhibits a greater performance drop in the moderate shift scenario, highlighting its susceptibility to inaccurate groupings due to the lack of the refining mechanism. In addition, the Avg Merge variant shows vulnerability in the abrupt shifting scenario, indicating that merely averaging the parameters of prompts is inadequate to blend knowledge acquired individually on different tasks without adaptation to prior tasks.

Correctness of Refining Groups. We analyze the correct-

ness of semantic grouping on the moderate shift scenario where the refinement process is actively utilized. Table 3 presents the correctness of semantic grouping based on widely used clustering metrics (Adjusted Rand Index [33] and Normalized Mutual Information [16]) on the VTAB-RecR dataset. For the “reference” assignment labels, we make use of task-to-group assignment provided by the configuration of VTAB-RecR where the recurrent tasks share a semantic origin. Detailed explanations of the clustering metrics are available in Appendix B. Notably, SemPrompt has successfully refined the groupings, reducing semantic groups from an average of 9.6 to 6.2. Moreover, the improvements in clustering metrics, approaching the optimal value of 1.0, further affirm its capability to enhance the precision of semantic grouping through refinement.

Visualization of Semantic Grouping. The t-SNE visualization in Figure 4 offers a qualitative insight into the efficacy of the refinement process of SemPrompt. Initially, without refinement, the semantic groups are undesirably specified by assigning similar tasks to different semantic groups, as evidenced by the green (G3) tasks marked with crosses (\times). However, with the refinement, as indicated by the plus (+) symbols, SemPrompt successfully avoids these misassignments by reducing the overgeneration of semantic groups. Please see Appendix C for more visualizations.

5.4. Parameter Sensitivity Analysis

We conduct sensitivity analysis on the two main hyperparameters used in SemPrompt: the semantic assigning

Shifting Scenarios	No Refine	Avg Merge	SemPrompt
Mild (ImageNet-R)	85.31 (± 0.11)	85.31 (± 0.11)	85.31 (± 0.11)
Moderate (Rec10-Shuffled)	51.80 (± 0.62)	52.92 (± 1.06)	54.22 (± 0.52)
Abrupt (VTAB-19T)	31.25 (± 0.20)	30.08 (± 0.26)	32.39 (± 0.32)
Average Degradation.	2.8%	3.4%	-

Table 2. Ablation analysis highlighting the impact of semantic refinement and proactive prompt tuning on A_{last} across datasets representing varying degrees of semantic shifts. The highest values are emphasized in bold.

	No Refine	SemPrompt	Reference
#Semantics	9.60 (± 0.540)	6.20 (± 0.090)	5
Adj. Rand Index	0.89 (± 0.031)	0.97 (± 0.005)	1
Norm. Mutual Information	0.90 (± 0.027)	0.98 (± 0.004)	1

Table 3. Comparison between SemPrompt and No Refine variant regarding the refinements of semantic groups. The superior values are shown in bold.

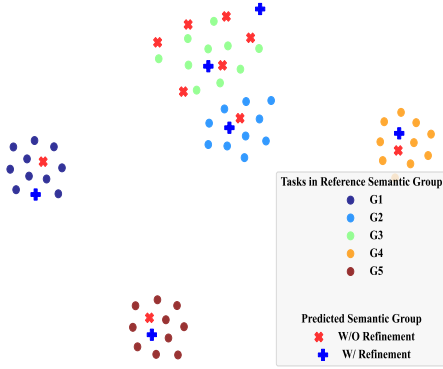


Figure 4. t-SNE visualization on warm-up prompts and the semantic groups generated by SemPrompt across 50 tasks on VTAB-Rec10. Tasks with the same semantic origin are color-coded. The symbols \times and $+$ respectively delineate the preliminary and refined semantic groups from SemPrompt, with the refinement built upon the initial grouping.

thresholds (R), and the number of sampling sizes (κ) for task order permutations.

Effect of Semantic Assigning Threshold. The impact of threshold R on test accuracy across mild (ImageNet-R) and abrupt (VTAB-19T) scenarios is analyzed in Figure 5(a), while maintaining the γ to $2/3$. A lower R results in smaller semantic groups, akin to a specific prompting approach, whereas a higher R leads to larger groups, resembling a universal prompting approach. In general, a threshold value around 0.6 offers the most adaptability across these diverse semantic shifts. Additionally, as illustrated in Figure 5(b), the impact of suboptimal threshold choices is reduced by the refinement process, ensuring accurate semantic grouping.

Effect of Sampling Size. The higher number of task order permutations increases the likelihood of identifying more generalizable semantic groups through refinement. Figure 5(c) shows the effect of sampling size $\kappa \in$

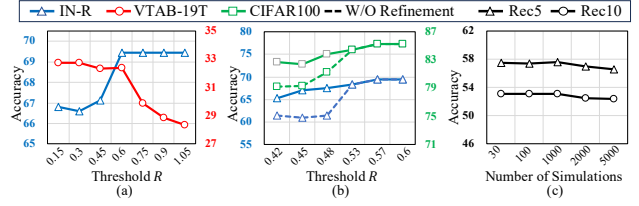


Figure 5. Ablation study on the assignment threshold R , and the number of simulations κ .

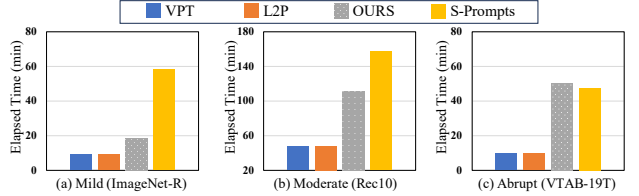


Figure 6. Elapsed GPU runtime (mins) of prompt tuning-based methodologies across three representative shifting scenarios.

{30, 100, 1000, 2000, 5000} on the test accuracy in moderate shifting scenarios where refinement is more utilized. Interestingly, our findings indicate that the performance of our method is not significantly affected by variations in the number of simulations. This suggests that even with 30 task order permutations, our approach is capable of sufficiently capturing generalizable semantic groups.

5.5. Computational Complexity

Figure 6 presents the elapsed GPU runtime for different prompting algorithms under varying semantic shift scenarios. The data illustrates that the GPU runtime for SemPrompt is contingent upon the severity of the semantic shifts. In scenarios with mild semantic shifts, the processing time for OURS is comparable to that of universal prompting methods whereas in scenarios with abrupt semantic shifts, the processing time aligns with specific prompting methods. SemPrompt incurs a slightly increased runtime in comparison to both universal and specific methods, which is attributed to the additional prompt warm-up phase.

6. Conclusion

We propose SemPrompt which utilizes adaptive prompting to address the diverse and unpredictable semantic shifts in practical CL scenarios. The two-level semantic grouping process of *macroscopic semantic assignment* and *microscopic semantic refinement* ensures that prompts are not only minimal but also precisely tailored to the evolving semantics of sequential tasks. Our results demonstrate the superior adaptability of SemPrompt in managing varying semantic shifts. Overall, we believe that our work sheds light on the importance of versatile and adaptable CL models for diverse real-world CL scenarios.

Acknowledgement

This work was supported by Institute of Information & Communications Technology Planning & Evaluation (IITP) grant funded by the Korea government (MSIT) (No. 2020-0-00862, DB4DL: High-Usability and Performance In-Memory Distributed DBMS for Deep Learning and No. 2022-0-00157, Robust, Fair, Extensible Data-Centric Continual Learning).

References

- [1] Rahaf Aljundi, Punarjay Chakravarty, and Tinne Tuytelaars. Expert Gate: Lifelong Learning with a Network of Experts. In *CVPR*, pages 3366–3375, 2017. 2
- [2] Rahaf Aljundi, Eugene Belilovsky, Tinne Tuytelaars, Laurent Charlin, Massimo Caccia, Min Lin, and Lucas Page-Caccia. Online Continual Learning with Maximal Interfered Retrieval. 2019. 1, 2
- [3] Rahaf Aljundi, Min Lin, Baptiste Goujaud, and Yoshua Bengio. Gradient Based Sample Selection for Online Continual Learning. In *NeurIPS*, 2019. 6
- [4] Jihwan Bang, Heesu Kim, YoungJoon Yoo, Jung-Woo Ha, and Jonghyun Choi. Rainbow Memory: Continual Learning with a Memory of Diverse Samples. In *CVPR*, pages 8218–8227, 2021. 1, 2
- [5] Paul S Bradley and Usama M Fayyad. Refining Initial Points for k-means Clustering. In *ICML*, pages 91–99, 1998. 5
- [6] Pietro Buzzega, Matteo Boschini, Angelo Porrello, Davide Abati, and Simone Calderara. Dark Experience for General Continual Learning: a Strong, Simple Baseline. In *NeurIPS*, pages 15920–15930, 2020. 1, 2
- [7] M Emre Celebi, Hassan A Kingravi, and Patricio A Vela. A Comparative Study of Efficient Initialization Methods for the k-means Clustering Algorithm. *Expert systems with applications*, 40(1):200–210, 2013. 5
- [8] Arslan Chaudhry, Puneet K Dokania, Thalaiyasingam Ajanthan, and Philip HS Torr. Riemannian Walk for Incremental Learning: Understanding Forgetting and Intransigence. In *ECCV*, pages 532–547, 2018. 2
- [9] Andrea Cossu, Gabriele Graffieti, Lorenzo Pellegrini, Davide Maltoni, Davide Bacciu, Antonio Carta, and Vincenzo Lomonaco. Is Class-incremental Enough for Continual Learning? *Frontiers in Artificial Intelligence*, 2022. 6
- [10] Matthias De Lange, Rahaf Aljundi, Marc Masana, Sarah Parisot, Xu Jia, Aleš Leonardis, Gregory Slabaugh, and Tinne Tuytelaars. A Continual Learning Survey: Defying Forgetting in Classification Tasks. *IEEE Transactions on Pattern Analysis and Machine Intelligence*, 44(7):3366–3385, 2021. 2
- [11] Alexey Dosovitskiy, Lucas Beyer, Alexander Kolesnikov, Dirk Weissenborn, Xiaohua Zhai, Thomas Unterthiner, Mostafa Dehghani, Matthias Minderer, Georg Heigold, Sylvain Gelly, Jakob Uszkoreit, and Neil Houlsby. An Image is Worth 16x16 Words: Transformers for Image Recognition at Scale. In *ICLR*, 2021. 3
- [12] Chris Fifty, Ehsan Amid, Zhe Zhao, Tianhe Yu, Rohan Anil, and Chelsea Finn. Efficiently Identifying Task Groupings for Multi-Task Learning. In *NeurIPS*, pages 27503–27516, 2021. 3
- [13] Qiankun Gao, Chen Zhao, Yifan Sun, Teng Xi, Gang Zhang, Bernard Ghanem, and Jian Zhang. A Unified Continual Learning Framework with General Parameter-Efficient Tuning. In *ICCV*, 2023. 1, 3, 6
- [14] Pengsheng Guo, Chen-Yu Lee, and Daniel Ulbricht. Learning to Branch for Multi-Task Learning. In *ICML*, pages 3854–3863, 2020. 3
- [15] Dan Hendrycks, Steven Basart, Norman Mu, Saurav Kadavath, Frank Wang, Evan Dorundo, Rahul Desai, Tyler Zhu, Samyak Parajuli, Mike Guo, et al. The Many Faces of Robustness: A Critical Analysis of Out-of-Distribution Generalization. In *CVPR*, pages 8340–8349, 2021. 5
- [16] Lawrence Hubert and Phipps Arabie. Comparing Partitions. *Journal of Classification*, 2:193–218, 1985. 7
- [17] Menglin Jia, Luming Tang, Bor-Chun Chen, Claire Cardie, Serge Belongie, Bharath Hariharan, and Ser-Nam Lim. Visual Prompt Tuning. In *ECCV*, pages 709–727, 2022. 3, 6
- [18] James Kirkpatrick, Razvan Pascanu, Neil Rabinowitz, Joel Veness, Guillaume Desjardins, Andrei A Rusu, Kieran Milan, John Quan, Tiago Ramalho, Agnieszka Grabska-Barwinska, et al. Overcoming Catastrophic Forgetting in Neural Networks. *Proceedings of the National Academy of Sciences*, 114(13):3521–3526, 2017. 2
- [19] Hyunseo Koh, Dahyun Kim, Jung-Woo Ha, and Jonghyun Choi. Online Continual Learning on Class Incremental Blurry Task Configuration with Anytime Inference. In *ICLR*, 2022. 1, 2, 6
- [20] Alex Krizhevsky, Geoffrey Hinton, et al. Learning Multiple Layers of Features from Tiny Images. *Technical Report*, 2009. 5
- [21] Soochan Lee, Junsoo Ha, Dongsu Zhang, and Gunhee Kim. A Neural Dirichlet Process Mixture Model for Task-free Continual Learning. In *ICLR*, 2020. 2
- [22] Yajing Liu, Yuning Lu, Hao Liu, Yaozu An, Zhuoran Xu, Zhuokun Yao, Baofeng Zhang, Zhiwei Xiong, and Chenguang Gui. Hierarchical Prompt Learning for Multi-Task Learning. In *CVPR*, pages 10888–10898, 2023. 3
- [23] Zheda Mai, Ruiwen Li, Jihwan Jeong, David Quispe, Hyunwoo Kim, and Scott Sanner. Online Continual Learning in Image Classification: An Empirical Survey. *Neurocomputing*, 469:28–51, 2022. 2
- [24] Arun Mallya and Svetlana Lazebnik. Packnet: Adding Multiple Tasks to a Single Network by Iterative Pruning. In *CVPR*, pages 7765–7773, 2018. 2
- [25] Martin Mundt, Yongwon Hong, Iuliia Pliushch, and Visvanathan Ramesh. A Wholistic View of Continual Learning with Deep Neural Networks: Forgotten Lessons and the Bridge to Active and Open World Learning. *Neural Networks*, 160:306–336, 2023. 2
- [26] Ameya Prabhu, Philip HS Torr, and Puneet K Dokania. Gdumb: A Simple Approach that Questions Our Progress in Continual Learning. In *ECCV*, pages 524–540, 2020. 1, 2

- [27] David Rolnick, Arun Ahuja, Jonathan Schwarz, Timothy Lillicrap, and Gregory Wayne. Experience Replay for Continual Learning. In *NeurIPS*, 2019. 1, 2
- [28] Peter J Rousseeuw. Silhouettes: A graphical aid to the interpretation and validation of cluster analysis. *Journal of Computational and Applied Mathematics*, 20:53–65, 1987. 5
- [29] Dongsub Shim, Zheda Mai, Jihwan Jeong, Scott Sanner, Hyunwoo Kim, and Jongseong Jang. Online Class-incremental Continual Learning with Adversarial Shapley Value. In *AAAI*, pages 9630–9638, 2021. 1, 2, 6
- [30] James Seale Smith, Leonid Karlinsky, Vyshnavi Gutta, Paola Cascante-Bonilla, Donghyun Kim, Assaf Arbelle, Rameswar Panda, Rogerio Feris, and Zsolt Kira. Coda-prompt: Continual decomposed attention-based prompting for rehearsal-free continual learning. In *CVPR*, pages 11909–11919, 2023. 6
- [31] Xiaozhuang Song, Shun Zheng, Wei Cao, James Yu, and Jiang Bian. Efficient and Effective Multi-Task Grouping via Meta Learning on Task Combinations. In *NeurIPS*, pages 37647–37659, 2022. 3
- [32] Trevor Standley, Amir Zamir, Dawn Chen, Leonidas Guibas, Jitendra Malik, and Silvio Savarese. Which Tasks Should Be Learned Together in Multi-Task Learning? In *ICML*, pages 9120–9132, 2020. 3
- [33] Douglas Steinley. Properties of the Hubert-Arable Adjusted Rand Index. *Psychological Methods*, 9(3):386, 2004. 7
- [34] Yabin Wang, Zhiwu Huang, and Xiaopeng Hong. S-prompts Learning with Pre-trained Transformers: An Occam’s Razor for Domain Incremental Learning. In *NeurIPS*, pages 5682–5695, 2022. 1, 3, 6
- [35] Zifeng Wang, Zizhao Zhang, Sayna Ebrahimi, Ruoxi Sun, Han Zhang, Chen-Yu Lee, Xiaoqi Ren, Guolong Su, Vincent Perot, Jennifer Dy, et al. Dualprompt: Complementary Prompting for Rehearsal-free Continual Learning. In *ECCV*, pages 631–648, 2022. 2, 3, 6
- [36] Zifeng Wang, Zizhao Zhang, Chen-Yu Lee, Han Zhang, Ruoxi Sun, Xiaoqi Ren, Guolong Su, Vincent Perot, Jennifer Dy, and Tomas Pfister. Learning to Prompt for Continual Learning. In *CVPR*, pages 139–149, 2022. 1, 3, 6
- [37] Sen Wu, Hongyang R Zhang, and Christopher Ré. Understanding and Improving Information Transfer in Multi-Task Learning. In *ICLR*, 2020. 3
- [38] Enneng Yang, Junwei Pan, Ximei Wang, Haibin Yu, Li Shen, Xihua Chen, Lei Xiao, Jie Jiang, and Guibing Guo. Adatask: A Task-Aware Adaptive Learning Rate Approach to Multi-Task Learning. In *AAAI*, pages 10745–10753, 2023. 2, 3
- [39] Susik Yoon, Yu Meng, Dongha Lee, and Jiawei Han. SC-Story: Self-supervised and continual online story discovery. In *WWW*, pages 1853–1864, 2023. 2
- [40] Amir R Zamir, Alexander Sax, William Shen, Leonidas J Guibas, Jitendra Malik, and Silvio Savarese. Taskonomy: Disentangling Task Transfer Learning. In *CVPR*, pages 3712–3722, 2018. 3
- [41] Xiaohua Zhai, Joan Puigcerver, Alexander Kolesnikov, Pierre Ruyssen, Carlos Riquelme, Mario Lucic, Josip Djolonga, Andre Susano Pinto, Maxim Neumann, Alexey Dosovitskiy, et al. A Large-Scale Study of Representation Learning with the Visual Task Adaptation Benchmark. *arXiv preprint arXiv:1910.04867*, 2019. 1, 6
- [42] Tian Zhang, Raghu Ramakrishnan, and Miron Livny. Birch: An Efficient Data Clustering Method for Very Large Databases. *SIGMOD*, 25(2):103–114, 1996. 4, 5