

H-COAL: Human Correction of AI-Generated Labels for Biomedical Named Entity Recognition

Xiaojing Duan, John P. Lalor
IT, Analytics, and Operations
University of Notre Dame
xduan@nd.edu, john.lalor@nd.edu

November 21, 2023

Abstract

With the rapid advancement of machine learning models for NLP tasks, collecting high-fidelity labels from AI models is a realistic possibility. Firms now make AI available to customers via predictions as a service (PaaS). This includes PaaS products for healthcare. It is unclear whether these labels can be used for training a local model without expensive annotation checking by in-house experts. In this work, we propose a new framework for Human Correction of AI-Generated Labels (H-COAL). By ranking AI-generated outputs, one can selectively correct labels and approach gold standard performance (100% human labeling) with significantly less human effort. We show that correcting 5% of labels can close the AI-human performance gap by up to 64% relative improvement, and correcting 20% of labels can close the performance gap by up to 86% relative improvement.

Keywords: natural language processing; healthcare; healthcare analytics; prediction uncertainty; named entity recognition; machine learning

1 Introduction

AI models are becoming more accurate and are exceeding performance expectations across domains, including in areas such as law and medicine. For example, ChatGPT recently passed the US Medical Licensing Exam (USMLE, Kennedy, 2023). Firms seek ways to incorporate these powerful AI models into their organizations to extract value. However, these models require significant capital to obtain such impressive performance. Recent advances have led to models that are so large and costly to train that they can only be trained and maintained by large organizations. As a result, AI-as-a-service or prediction-as-a-service (PaaS) has become a new business offering for firms such as Google, Microsoft, and Amazon, among others (Agrawal et al., 2018). With PaaS, firms offer an application programming interface

Ribavirin UMLS: C0035525 was also evaluated against **SARS-CoV-2 infection** , but the **antiviral** UMLS: C0003451

property of **drugs** UMLS: C0013227 is still not well established against the **SARS-CoV-2** UMLS: C5203670 negation .

In addition, after **oral** administration, the drug was rapidly absorbed into the **GI tract** UMLS: C0017189 .

The drug has **oral bioavailability** around **64** % with large volume of distribution.

Figure 1: An example of output from the Microsoft Azure Text Analytics for Health PaaS. For a given input text, the PaaS outputs identified entities (Microsoft Azure, 2023).

(API) to customers. Firms can leverage PaaS output to build local applications. For example, Kepro, a firm for healthcare management, developed an application where their review teams use Microsoft Text Analytics for Health to identify entities and correct them as needed (Microsoft Azure, 2021). While this approach reduces development time and reduces data labeling costs, developers must still confirm the data that is being provided.

Customers can also use the API to generate predictions from black-box models based on their in-house data, making it possible to leverage state-of-the-art AI without expensive model training and storage. For example, Microsoft’s Azure Text Analytics for Health has a medical named entity recognition (NER) feature to extract medical entities from texts. Microsoft notes that the platform is provided “AS IS” (Microsoft Azure, 2023). Firms hoping to leverage the capabilities of such services still need to incorporate some degree of quality control when examining the provided outputs.

While the proliferation of PaaS providers means more access to powerful AI predictions, it is unclear how well clients can trust the outputs of the API models (Sushil et al., 2021). For example, certain APIs return a prediction and a confidence score, but how such a confidence score is generated is not always transparent. Therefore, if a firm wants to use the PaaS outputs (e.g., AI-generated labels) to train a local machine learning model, there needs to be a way to identify and correct errors made by the PaaS model in a fast and efficient manner. Firms cannot manually check each instance; if they could, they would not require the services of the PaaS provider. Therefore it is necessary to develop new methods for this emergent problem.

This need is particularly salient in healthcare (Chua et al., 2022). Prediction uncertainty leads to the slow adoption of machine learning models in fields such as radiology. Recent work has called for a better understanding of prediction uncertainty in healthcare machine learning applications and the development of new methods and metrics for error-tolerant machine learning.

One recently proposed framework for addressing noisy data is active label cleaning. Active label cleaning is a process of correcting noisy labels (Bernhardt et al., 2022). It focuses on

identifying and rectifying errors, inconsistencies, or noise in the labeled data, ensuring its accuracy and reliability, thereby improving the model’s performance and generability. Active label cleaning can complement the existing noise-handling approaches by preserving the highly informative samples that otherwise could be disregarded and improving the quality of labeled data used for training and evaluation. With data and labels being collected in a wide variety of ways, active label cleaning is a critical step to ensuring high-quality data that can be used to train machine learning models.

In this work, we present a framework for Human Correction of AI-Generated Labels (H-COAL). Assuming a firm wants to obtain a large number of predictions via a PaaS provider, H-COAL can identify those generated labels that are most likely to be incorrect. These labels are routed to a human expert for review and correction if necessary. Experiments on the i2b2 2010 named entity recognition dataset (NER, Uzuner et al., 2011) indicate that by identifying and correcting as few as 1083 examples (5% of the data), macro-F1 performance can improve by 2.3 absolute percentage points. To reduce expensive expert annotation time, H-COAL can close the AI-expert labeling gap by 64% relative improvement with as little as 5% of the expected human annotation expenditure.

Our contributions in this work are: (i) A new framework, H-COAL, for identifying those AI-generated labels most likely to be wrong so that they can be corrected by humans, (ii) An empirical investigation of three possible ranking methods: LengthRank, EntityRank, and ConfidenceRank (iii) Empirical evidence that H-COAL improves local model training at significant cost savings.

The rest of this work is structured as follows. In Section 2 we discuss related work in the area. In Section 3, we describe the H-COAL framework. In Section 4, we describe our experiments to validate H-COAL. In Section 5, we analyze our results. In Section 6 we discuss our results and limitations and look forward to future research opportunities in the area.

2 Related Work

When firms, particularly in healthcare, are considering implementing machine learning models, uncertainty is a major issue. There are a number of ways uncertainty can arise in a machine learning pipeline. In this work, we leverage the classification of prediction uncertainty in healthcare presented by Chua et al. (2022). Specifically, the authors describe three types of uncertainty (Chua et al., 2022):

1. *Out-of-distribution uncertainty* refers to uncertainty that is due to missing information in the training dataset. This could refer to data that is collected for one purpose and used to train a model for another related purpose, or data collection that does not have proper annotation guidelines, among other issues.
2. *Aleatoric uncertainty* refers to noisy training data. This could arise from poor annotations, ambiguity in the task and/or specific training examples, or issues with information extraction when creating the dataset to be labeled.
3. *Model uncertainty* refers to uncertainty that occurs during the model design and selection process. Hyperparameter selection, model or distribution configurations, etc. all affect the training and prediction process and introduce uncertainty.

In this work, we are specifically interested in alleviating *aleatoric uncertainty*. What’s more, this work introduces a new type of aleatoric uncertainty: label noise due to PaaS. Although the framework of Chua et al. (2022) was introduced recently, since its introduction the leap that generative large language models (LLMs) such as ChatGPT have made in performance has made it possible to obtain high fidelity (but still noisy) labels directly from AI. The framework already needs to be updated to account for this new source of potential uncertainty, which we address here.

In this work, we focus on PaaS for named entity recognition (NER). NER is an essential task in NLP that seeks to extract and classify named entities into predefined categories. The categories can be generic like Person, Organization, Location, Time, or tailored to a particular domain such as healthcare (e.g., Treatment, Test, Problem). By accurately recognizing and categorizing named entities, NER plays a crucial role in various NLP applications, such as information extraction, question-answering systems, text summarization, and more. It is a common type of PaaS, included in products such as Azure Text Analytics for Healthcare and Amazon Comprehend, among others. NER has also been used in information systems as a critical component of design science artifacts (Li et al., 2020; Etudo and Yoon, 2023).

A related stream of work is active learning (Settles and Craven, 2008) and human-in-the-loop learning (Wu et al., 2022). Prior work has shown that active learning is effective for both open domain NER (Liu et al., 2022; Shen et al., 2017) and Bio-NER (Chen et al., 2015). While active learning methods help identify candidate items for labeling by experts, here we seek to identify candidate items for error correction (Rehbein and Ruppenhofer, 2017), as all items have in fact been labeled (by the PaaS model).

Figure 2(a) shows how active learning typically works. Typically, there is a large, *unlabeled* pool of data. An active learning module identifies those examples that should be labeled, and those examples are passed to a human oracle for labeling. As this process continues, the training set grows, and performance improves, typically better than a random sampling procedure. Critically, in our context, *all of the data* is labeled initially. However, we assume some percentage of that data is labeled incorrectly by the black-box PaaS service. Therefore it is necessary to identify how many and which examples need to be checked (and possibly corrected) by the human expert.

Another related area is pre-labeling for medical annotation (Lingren et al., 2014; Gobbel et al., 2014; Wei et al., 2019). Pre-labeling assumes that the annotator will still annotate all examples, and the goal is time savings while retaining performance. Here we only want the human to annotate a specific subset of the data, and keep the rest of the AI-generated labels. What’s more, circumstances such as fatigue and expertise limit the effectiveness of active-learning pre-labeling as humans work through a full dataset (Wei et al., 2019).

Prior work has investigated using GPT-3 for mixed human-AI annotation (Wang et al., 2021). They note that performance was not appropriate for “high-stakes” cases such as medical data (Wang et al., 2021, p. 8). Here we empirically demonstrate the gap between AI-generated labels and human-generated labels for Bio-NER and show that it can be efficiently reduced with targeted identification of data for relabeling.

Lastly, this work is related to the recent advances in reinforcement learning with human feedback (RLHF), which has been deployed to huge success with ChatGPT (Christiano et al., 2017; Daniels-Koch and Freedman, 2022). However, RLHF assumes that the model is available for fine-tuning based on human feedback. In our setup, the model is a pure black

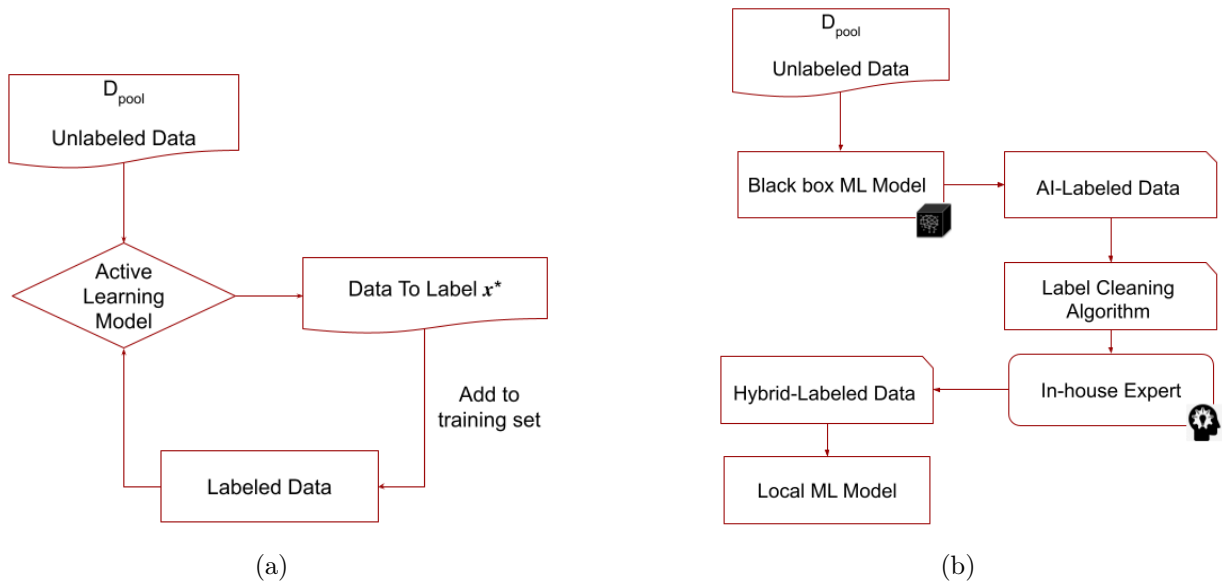


Figure 2: A comparison of active learning (2(a)) and our H-COAL framework (2(b)). The active learning process is iterative, where labeled data improves the local model and informs candidate data identification. In H-COAL, and in active label cleaning more broadly, all data points have (noisy) labels initially. The goal is then to identify and correct those incorrect labels.

box, and we cannot inject any additional supervision upstream.

3 H-COAL Framework

3.1 Overview

Figure 2(b) shows an overview of the H-COAL framework. We assume there is a pretrained, black-box, PaaS model and a local, unlabeled candidate pool of data to be labeled. The goal is to generate labels for this dataset such that a local machine learning model can be trained. The PaaS model will label all unlabeled items, as inference is relatively inexpensive. We consider this AI-labeled data the training set for our local model and the point at which we need to correct as many mistakes by the PaaS model as we can. We first must determine which AI-generated labels are most likely to be wrong, so we can present them to a human expert (e.g., a clinician) for correction. To do so we select a percentage of training examples from the data set most likely to contain errors.

The firm’s in-house expert then inspects the selected examples and corrects any incorrect labels. Our final training dataset consists of (mostly) AI-generated labels and a sample of human-generated labels. We then train the local model with the new labels. We note here that this is not a knowledge distillation training procedure. We do not have “gold standard” labels with which to perform distillation. Instead, we have the AI-generated labels (which we consider ground truth) and the subset of those labels that have been corrected (where

necessary) by the human expert.

3.2 Identifying Possible Errors

We propose three methods for identifying examples for error correction. The first is example length (**LengthRank**). Prior work typically uses example length as a proxy for difficulty (e.g., Platanios et al., 2019; Lalor and Yu, 2020). We assume that the longest examples will be the ones with the most errors and therefore the ones that we should route to the human expert for correction. For each example x_i we can calculate the length (number of words) $l_i = \text{len}(x_i)$. LengthRank (r_L) is then the ordered set of examples from longest to shortest:

$$r_L = \{x_1, \dots, x_N | l_1 > l_i > l_N\} \quad (1)$$

Our second heuristic is the number of entities in an example (**EntityRank**). We assume that if an example has more entities to be labeled, then it is more likely that one or more of those entities will have errors. For each example x_i we count the number of entities identified by the PaaS model ($e_i = \sum_i^{l_i} \mathbb{I}[\text{ent}(t_i)]$), where $\mathbb{I}[x]$ is the *indicator function* that returns 1 if x is true and 0 if x is false. EntityRank (r_E) is the ordered set of examples from those with the most entities to those with the fewest entities:

$$r_E = \{x_1, \dots, x_N | e_1 > e_i > e_N\} \quad (2)$$

Our third ranking relies on the black box model’s confidence outputs (**ConfidenceRank**). Typically, each PaaS model will output a confidence score with its predictions. While the nature of how these scores are calculated is not always known, we can use them as intended, to indicate the model confidence in a given label. Therefore, our final ranking looks at the least confident labels first. For each example x_i we identify the entity with the lowest confidence score from the PaaS model ($c_i = \min(\text{conf}(t_i)) \quad \forall t_i \in x_i$ where $\text{ent}(t_i)$ is True). ConfidenceRank (r_C) is the ordered set of examples from those with the lowest confidence result to those with the highest confidence result:

$$r_C = \{x_1, \dots, x_N | c_1 < c_i < c_N\} \quad (3)$$

4 Experiments

To test the efficacy of H-COAL we conducted an experiment on biomedical named entity recognition (Bio-NER). Our goal was to replicate the environment of a hospital or other medical practice that has partnered with a large PaaS provider to obtain labels for their (unlabeled) pool of data. The experiment was conducted using the i2b2 2010 dataset (Uzuner et al., 2011), consisting of 37,105 examples with gold-standard labels in the beginning-inside-outside (BIO) format. We fine-tuned the Clinical-BioBERT (Alsentzer et al., 2019) model and used the result as the black box PaaS model in our experiment. The Clinical-BioBERT model was initialized from BioBERT and has shown improved performance on Bio-NER tasks compared to its predecessor.

To start, we fine-tuned ClinicalBioBERT on a small sample of i2b2 data in order to prime the model for the task of Bio-NER with our label set. Note that this step would not typically

occur in the real-world scenario we are attempting to emulate. We assume that the PaaS provider has a mechanism in place for ensuring that the black-box model can handle the task at hand. We simulate that here with a brief fine-tuning of an off-the-shelf model. We fine-tuned Clinical-BioBERT with a batch size of 16, a maximum sequence length of 150, a learning rate of 2e-05, and two epochs. We used the fine-tuned model to generate labels for a larger portion of the dataset. Table 1 shows how many i2b2 examples were used for each stage of this process.

Task	Example Count
Fine-tune Clinical-BioBERT (D_{PaaS})	5413
Generate labels for fine-tuning (D_{pool})	21651
Local Test Set (D_{test})	10041

Table 1: A description of how the data was split for our experiments. We use a relatively small number of examples to fine-tune our (simulated) PaaS model (D_{PaaS}). Our local dataset to be labeled (D_{pool}) is large enough to ensure relatively good performance. We apply H-COAL to D_{pool} , and use the local test set (D_{test}) for evaluation.

The PaaS-labeled data is the input for H-COAL. For each of our ranking schemes, we sampled the top 5%, 10%, and 20% of the data based on each ranking strategy for label correction. For these examples, we simulated review by an expert and used the true labels as obtained from the original i2b2 dataset. We then fine-tuned a *new* Clinical-BioBERT model with our local, mixed-label data. We used this new Clinical-BioBERT model to emulate a local model downloaded from a model repository such as HuggingFace (Wolf et al., 2020).

As our baselines, we include a fine-tuning process where only the AI-generated labels are used as a performance floor, a strategy that randomly samples examples for review, and a fine-tuning with the full human-labeled dataset as a performance ceiling. We hope to approach the performance of fully human-labeled data with a small percentage of error correction for efficiency. For each fine-tuned model, we report F1 scores for each entity type, as well as micro average F1, macro average F1, and weighted average F1 scores. Micro average F1 calculates a global F1 by looking at the overall data. Macro F1 calculates scores for each label and then takes their mean. Weighted F1 is similar to macro averaged, but takes a weighted mean based on the number of examples for each class.

5 Results

We first report the results of the quantitative comparisons between different sampling strategies and then describe a qualitative analysis of the ConfidenceRank outputs.

5.1 Quantitative Comparisons

Table 2 shows the results of different sampling strategies. We first note that while the gap between AI-generated labels and gold-standard labels is relatively small, it does exist. The gap varies across entity types, with Problem being the largest (6%) and Test being the

smallest (2.9%). This shows that there is an AI-human gap in the labels, leaving room for improvement by label correction from an in-house expert.

For the Length and Entity ranking strategies, correcting 5% of the labeled data does not affect the overall performance of the local models. Even when correcting the top-20% of examples, improvement is relatively small. At 20% correction, the Length ranking strategy improved the macro average F1 score by 2.2% and the Entity ranking strategy improved it by 1.9%.

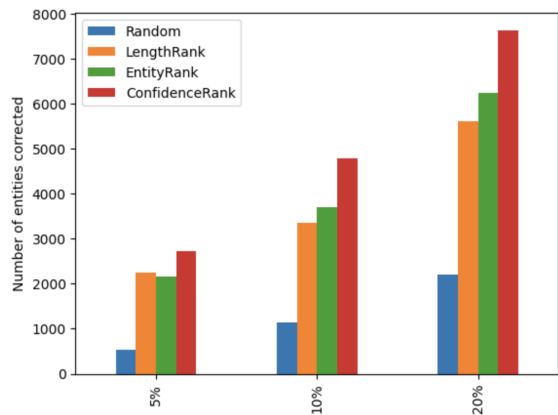
The Confidence ranking strategy exhibits an improvement of 2.7% after correcting only 5% of the sample. As one might expect, correcting those examples where the AI model is least confident leads to the best performance. As the number of corrected samples increases, the performance continues to improve. By correcting only 20% of the data, macro average F1 scores approach the ceiling of annotating all of the data. Closing the gap between H-COAL and fully-labeled data to 0.5% for macro-F1.

Budget	Ranking	Problem ($n = 8461$)	Test ($n = 4962$)	Treatment ($n = 8029$)	Micro Avg.	Macro Avg. ($n = 21,452$)	Weighted Avg.
0% (AI Labels)		83.8	84.8	85.7	84.7	84.8	84.7
5%	Random	83.8	85.2	85.8	84.9	84.9	84.9
	r_L	83.9	84.9	85.2	84.6	84.6	84.6
	r_E	83.5	85.6	87.3	85.4	85.5	85.4
	r_C	86.9	86.4	88.1	87.2	87.1	87.2
10%	Random	84.2	85.2	87.5	85.6	85.6	85.6
	r_L	85.0	86.1	87.0	86.0	86.0	86.0
	r_E	84.6	85.0	87.3	86.0	85.6	85.7
	r_C	87.2	86.9	88.4	87.6	87.5	87.6
20%	Random	85.2	86.8	87.4	86.4	86.5	86.4
	r_L	86.0	85.6	88.6	86.9	86.7	86.9
	r_E	85.6	85.8	87.9	86.5	86.4	86.5
	r_C	87.4	87.1	89.0	88.0	87.9	88.0
100% (Gold Labels)		88.8	87.3	89.2	88.6	88.4	88.6

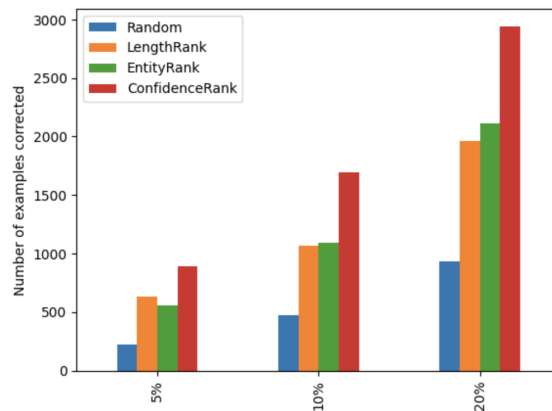
Table 2: Entity level and average F1 scores of the local model trained with different configurations of mixed AI and gold labels. Percent values for each ranking strategy indicate that the top-ranked $N\%$ of AI-generated labels were checked and, if necessary, replaced. Best performing mixed strategy at each budget level is **bolded**.

We also compared the number of entities and examples that require correction in the samples selected by different sampling strategies. As shown in Figure 3(a), ConfidenceRank identified the most entities that require correction. Similarly, Figure 3(b) shows ConfidenceRank also identified the most examples requiring correction. These findings suggest that ConfidenceRank is the most effective sampling strategy in terms of optimizing the utilization of human experts' time by focusing on examples or entities that need correction.

Additionally, we conducted a comparison of the percentage of entities and examples



(a) Number of entities requiring correction selected by different sampling strategies.



(b) Number of examples requiring correction selected by different sampling strategies.

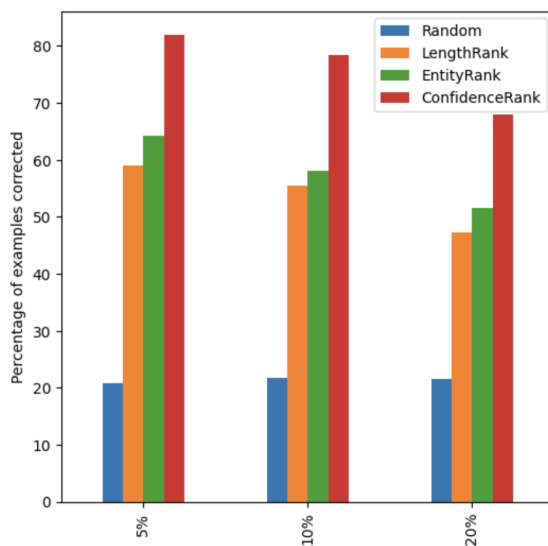


Figure 3: Percentage of examples requiring correction selected by different sampling strategies.

Budget	Ranking	Entities Corrected	Entities Identified	Percentage Corrected
5%	Random	531	3,748	14.2
	r_L	2,245	24,879	9.0
	r_E	2,166	19,814	10.9
	r_C	2,729	18,290	14.9
10%	Random	1140	7,979	14.3
	r_L	3,366	35,942	9.4
	r_E	3,708	32,541	11.4
	r_C	4,781	33,641	14.2
20%	Random	2,209	15,558	14.2
	r_L	5,603	53,740	10.4
	r_E	6,249	51,224	12.2
	r_C	7,643	56,439	13.5

Table 3: Percentage of entities requiring correction selected by different sampling strategies.

requiring correction among different sampling strategies. Table 3 presents the percentage of entities requiring correction in different sampling strategies. As it shows, ConfidenceRank selected the highest percentage of entities requiring correction when the sampling size is 5%. When the sampling size is 10% and 20%, Random sampling selected a higher percentage of entities requiring correction. However, it is worth noting that the total counts of selected entities for Random sampling are significantly lower (7,979 and 15,558) compared to the other strategies with the same sampling size. This suggests that the higher percentage of entities selected by Random sampling comes at the cost of fewer entities being chosen overall. When analyzing the percentage of examples requiring correction in the samples selected by different strategies, it is evident from Figure 3 that ConfidenceRank consistently selects the highest percentage per sample size. This finding highlights the effectiveness of the ConfidenceRank strategy in identifying examples that need correction compared to other sampling strategies.

5.2 Qualitative Analysis

We next present a qualitative analysis of ConfidenceRank outputs (Table 4). The first row shows the highest-ranked example, where the black box model incorrectly identified *hydorxyurea* as I-PROBLEM with a confidence score of 0.196. The second row shows another example ranked within the top 5%. In this example, the black box model identified *A* and *relook* as B-TEST with a confidence score of 0.31 and I-TEST with a confidence score of 0.61, respectively. However, the i2b2 gold standard doesn’t have labels applied to those two tokens. These examples highlight that the confidence scores reflect the black box model’s level of uncertainty about its output accuracy. Correcting examples such as these lead to significant improvements in the local model’s performance.

The third row of Table 4 illustrates an example ranked in the top 10% using ConfidenceRank. Here, the black box model correctly labeled *scarring* as B-PROBLEM with a confidence score of 0.534. This example demonstrates that even when the black box model is not very confident about its output, it can still be correct. The last row shows a sample

ranked in the top 20%, where the black box model labeled *inadequate* as B-PROBLEM with a high confidence score of 0.71, while its gold label is O. Although *inadequate* can indicate a deficiency, which could be considered a problem, the gold label did not indicate a problem. This shows that confidence is not enough to identify all possible issues; future work on better ranking methods could further improve performance.

Example	
He had been noting night sweats, increasing fatigue, anorexia, and dyspnea, which were not particularly improved by increased transfusions or alterations of <i>hydorxyurea</i> .	Gold Label: I-TREATMENT AI Label (Confidence): I-PROBLEM (0.196) r_C : 1
A relook several days later led to a repeat percutaneous transluminal coronary angioplasty.	Gold Label: O, O AI Label (Confidence): B-TEST (0.31) I-TEST (0.61) r_C : 32
Chest x-ray revealed moderate cardiomegaly with no clear interstitial or alveolar pulmonary edema and chronic atelectasis and/or <i>scarring</i> at both lung bases.	Gold Label: B-PROBLEM AI Label (Confidence): B-PROBLEM (0.534) r_C : 2130
However, the study was limited due to <i>inadequate</i> PO contrast intake by the patient; it did show a question of a cecal cystic lesion verse normal loop of bowel.	Gold Label: O AI Label (Confidence): B-PROBLEM (0.71) r_C : 4245

Table 4: Samples showing the gap between AI-generated labels and gold-standard labels.

6 Conclusion

6.1 Summary of Results

With the proliferation of AI and its improved performance, there are more opportunities than ever to leverage predictive modeling and generative tools such as ChatGPT (Christiano et al., 2017; Daniels-Koch and Freedman, 2022). However, especially in healthcare, care is needed to ensure that the outputs are valid and can be used by local experts. In this work, we present H-COAL, a framework for human correction of AI-generated labels from PaaS providers. By identifying examples most likely to be incorrect and routing them to an expert for correction, we can reduce the gap between AI-generated labels and fully-human labels by up to 64% when only correcting 5% of examples.

6.2 Implications for Research and Practice

This work has several implications for research and practice. For research, we present a new framework for active label cleaning that relies on labels obtained from a black-box

PaaS model. This setup typically does not allow for explainable AI approaches, as the PaaS model is owned by a separate entity. Typically the only information available besides the prediction is a confidence score. This research can lead to a new stream focusing on the best way to design metrics for scoring PaaS outputs so that in-house experts know what to label. In addition, new work in optimization can investigate the trade-offs between large-scale, potentially imperfect labeling via PaaS and more bespoke, local, expert-drive human annotations for different machine learning tasks based on budget, degree of difficulty, and other factors.

In terms of practical implications, firms can use H-COAL as part of their PaaS strategy. H-COAL can alleviate concerns around errors in PaaS output by identifying those labels that need to be reviewed by in-house experts. As our results show, not all examples that are identified for review are corrected, but when using ranking systems such as ConfidenceRank, firms can identify and correct more errors than random sampling and other more naive procedures.

6.3 Limitations and Future Work

This work has several limitations that make interesting avenues for future work. First, the ConfidenceRank approach relies on the external confidence value from the black box PaaS model. How this value is calculated is typically unknown. Future work should investigate other ranking metrics that can be used with H-COAL to further improve the framework’s predictive performance. For example, a ranking approach that scores the input in terms of language perplexity or other PaaS-agnostic metrics would allow for flexible application of H-COAL that does not rely on the PaaS provider’s confidence ranking. For example, with a language model, we can estimate the probability of a given example given that language model. Less likely examples may have more errors than others. Another method is readability scores such as Flesh-Kincaid. It may be the case that more readable examples have more errors if they are too simple and missing medical context. However, the opposite could also be true.

Second, this work simulates the described scenario of a hospital or medical firm leveraging PaaS systems. We simulate the scenario in order to carefully assess the framework, but future work should incorporate actual experts to better understand how and where PaaS systems are making errors. A more detailed, comprehensive assessment of how and why PaaS models fail for certain types of healthcare data would be beneficial for both practitioners using these systems and also for researchers seeking to understand and improve these models.

Another dimension of this work to consider is the ethical dimension. The outputs of any BioNLP task should be carefully inspected by a medical expert before being used for medical decision-making. In this work, we aim to improve the labeling process but do not endorse using any output from these models in a medical decision-making context without expert inspection. As PaaS offerings become more cost-effective and performant for healthcare, more medical professionals and developers will come to rely on them for generating predictions for internal data. It is necessary to have a framework in place for identifying and correcting errors from PaaS models to alleviate aleatoric uncertainty (Chua et al., 2022).

References

- Ajay Agrawal, Joshua Gans, and Avi Goldfarb. 2018. *Prediction machines: the simple economics of artificial intelligence*. Harvard Business Press.
- Emily Alsentzer, John Murphy, William Boag, Wei-Hung Weng, Di Jindi, Tristan Naumann, and Matthew McDermott. 2019. Publicly available clinical bert embeddings. In *Proceedings of the 2nd Clinical Natural Language Processing Workshop*, pages 72–78.
- Mélanie Bernhardt, Daniel C Castro, Ryutaro Tanno, Anton Schwaighofer, Kerem C Tezcan, Miguel Monteiro, Shruthi Bannur, Matthew P Lungren, Aditya Nori, Ben Glocker, et al. 2022. Active label cleaning for improved dataset quality under resource constraints. *Nature communications*, 13(1):1161.
- Yukun Chen, Thomas A Lasko, Qiaozhu Mei, Joshua C Denny, and Hua Xu. 2015. A study of active learning methods for named entity recognition in clinical text. *Journal of biomedical informatics*, 58:11–18.
- Paul F Christiano, Jan Leike, Tom Brown, Miljan Martic, Shane Legg, and Dario Amodei. 2017. Deep reinforcement learning from human preferences. *Advances in neural information processing systems*, 30.
- Michelle Chua, Doyun Kim, Jongmun Choi, Nahyoung G Lee, Vikram Deshpande, Joseph Schwab, Michael H Lev, Ramon G Gonzalez, Michael S Gee, and Synho Do. 2022. Tackling prediction uncertainty in machine learning for healthcare. *Nature Biomedical Engineering*, pages 1–8.
- Oliver Daniels-Koch and Rachel Freedman. 2022. The expertise problem: Learning from specialized feedback. *arXiv preprint arXiv:2211.06519*.
- Ugochukwu Etudo and Victoria Y Yoon. 2023. Ontology-based information extraction for labeling radical online content using distant supervision. *Information Systems Research*.
- Glenn T Gobbel, Jennifer Garvin, Ruth Reeves, Robert M Cronin, Julia Heavirland, Jenifer Williams, Allison Weaver, Shrimalini Jayaramaraja, Dario Giuse, Theodore Speroff, et al. 2014. Assisted annotation of medical free text using raptat. *Journal of the American Medical Informatics Association*, 21(5):833–841.
- Shania Kennedy. 2023. ChatGPT Passes US Medical Licensing Exam Without Clinician Input. <https://healthitanalytics.com/news/chatgpt-passes-us-medical-licensing-exam-without-clinician-input>.
- John P Lalor and Hong Yu. 2020. Dynamic data selection for curriculum learning via ability estimation. In *Findings of the Association for Computational Linguistics: EMNLP 2020*, pages 545–555.
- Jingjing Li, Kai Larsen, and Ahmed Abbasi. 2020. Theoryon: A design framework and system for unlocking behavioral knowledge through ontology learning. *MIS Quarterly*, 44(4).

- Todd Lingren, Louise Deleger, Katalin Molnar, Haijun Zhai, Jareen Meinzen-Derr, Megan Kaiser, Laura Stoutenborough, Qi Li, and Imre Solti. 2014. Evaluating the impact of pre-annotation on annotation speed and potential bias: natural language processing gold standard development for clinical named entity recognition in clinical trial announcements. *Journal of the American Medical Informatics Association*, 21(3):406–413.
- Mingyi Liu, Zhiying Tu, Tong Zhang, Tonghua Su, Xiaofei Xu, and Zhongjie Wang. 2022. Ltp: a new active learning strategy for crf-based named entity recognition. *Neural Processing Letters*, 54(3):2433–2454.
- Microsoft Azure. 2021. Kepro improves healthcare outcomes with fast and accurate insights from Text Analytics for health. <https://customers.microsoft.com/en-us/story/1379627633668333379-kepro-health-provider-azure-cognitive-services>.
- Microsoft Azure. 2023. What is the Text Analytics for health in Azure Cognitive Service for Language? - Azure Cognitive Services. <https://learn.microsoft.com/en-us/azure/cognitive-services/language-service/text-analytics-for-health/overview>.
- Emmanouil Antonios Platanios, Otilia Stretcu, Graham Neubig, Barnabas Poczos, and Tom M Mitchell. 2019. Competence-based curriculum learning for neural machine translation. In *Proceedings of NAACL-HLT*, pages 1162–1172.
- Ines Rehbein and Josef Ruppenhofer. 2017. Detecting annotation noise in automatically labelled data. In *Proceedings of the 55th Annual Meeting of the Association for Computational Linguistics (Volume 1: Long Papers)*, pages 1160–1170.
- Burr Settles and Mark Craven. 2008. An analysis of active learning strategies for sequence labeling tasks. In *proceedings of the 2008 conference on empirical methods in natural language processing*, pages 1070–1079.
- Yanyao Shen, Hyokun Yun, Zachary C Lipton, Yakov Kronrod, and Animashree Anandkumar. 2017. Deep active learning for named entity recognition. *arXiv preprint arXiv:1707.05928*.
- Madhumita Sushil, Simon Suster, and Walter Daelemans. 2021. Are we there yet? exploring clinical domain knowledge of bert models. In *Proceedings of the 20th Workshop on Biomedical Language Processing*, pages 41–53.
- Özlem Uzuner, Brett R South, Shuying Shen, and Scott L DuVall. 2011. 2010 i2b2/va challenge on concepts, assertions, and relations in clinical text. *Journal of the American Medical Informatics Association*, 18(5):552–556.
- Shuohang Wang, Yang Liu, Yichong Xu, Chenguang Zhu, and Michael Zeng. 2021. Want to reduce labeling cost? gpt-3 can help. In *Findings of the Association for Computational Linguistics: EMNLP 2021*, pages 4195–4205.
- Qiang Wei, Yukun Chen, Mandana Salimi, Joshua C Denny, Qiaozhu Mei, Thomas A Lasko, Qingxia Chen, Stephen Wu, Amy Franklin, Trevor Cohen, et al. 2019. Cost-aware active learning for named entity recognition in clinical text. *Journal of the American Medical Informatics Association*, 26(11):1314–1322.

- Thomas Wolf, Lysandre Debut, Victor Sanh, Julien Chaumond, Clement Delangue, Anthony Moi, Pierric Cistac, Tim Rault, Remi Louf, Morgan Funtowicz, Joe Davison, Sam Shleifer, Patrick von Platen, Clara Ma, Yacine Jernite, Julien Plu, Canwen Xu, Teven Le Scao, Sylvain Gugger, Mariama Drame, Quentin Lhoest, and Alexander Rush. 2020. Transformers: State-of-the-art natural language processing. In *Proceedings of the 2020 Conference on Empirical Methods in Natural Language Processing: System Demonstrations*, pages 38–45, Online. Association for Computational Linguistics.
- Xingjiao Wu, Luwei Xiao, Yixuan Sun, Junhang Zhang, Tianlong Ma, and Liang He. 2022. A survey of human-in-the-loop for machine learning. *Future Generation Computer Systems*, 135:364–381.