

# Operator Learning for Continuous Spatial-Temporal Model with Gradient-Based and Derivative-Free Optimization Methods

Chuanqi Chen<sup>a</sup>, Jin-Long Wu<sup>a,\*</sup>

<sup>a</sup>*Department of Mechanical Engineering, University of Wisconsin–Madison, Madison, WI 53706*

---

## Abstract

Partial differential equations are often used in the spatial-temporal modeling of complex dynamical systems in many engineering applications. In this work, we build on the recent progress of operator learning and present a data-driven modeling framework that is continuous in both space and time. A key feature of the proposed model is the resolution-invariance with respect to both spatial and temporal discretizations, without demanding abundant training data in different temporal resolutions. To improve the long-term performance of the calibrated model, we further propose a hybrid optimization scheme that leverages both gradient-based and derivative-free optimization methods and efficiently trains on both short-term time series and long-term statistics. We investigate the performance of the spatial-temporal continuous learning framework with three numerical examples, including the viscous Burgers' equation, the Navier–Stokes equations, and the Kuramoto–Sivashinsky equation. The results confirm the resolution-invariance of the proposed modeling framework and also demonstrate stable long-term simulations with only short-term time series data. In addition, we show that the proposed model can better predict long-term statistics via the hybrid optimization scheme with a combined use of short-term and long-term data.

*Keywords:* Operator learning, Spatial-temporal model, Gradient-based optimization, Ensemble Kalman methods

---

## 1. Introduction

Complex dynamical systems are ubiquitous in many science and engineering applications, e.g., mixing phenomena in atmospheric and ocean dynamics [1–3], physical and chemical processes of energy conversion [4], and drones operating in turbulent flows [5]. For most of these systems, numerically simulating the governing equations derived by first principles is still infeasible in the foreseeable future, and thus closure models are inevitably needed to account for those unresolved degrees of freedom. Many of the classical closure models are calibrated with simplified settings and are known to have limited predictive capability, mainly due to the lack of enough expressive power in the model form and the empirical calibration to a small amount of data. In the past few

---

\*Corresponding author

*Email address:* jinlong.wu@wisc.edu (Jin-Long Wu)

decades, we have witnessed the rapid growth of high-fidelity simulation and experimental data and the great advance of machine learning methods, which motivated the development of data-driven modeling techniques [6–16] with the aim of improving or even replacing the classical models by neural-network-based models.

Standard machine learning methods have achieved great success in the past decade, e.g., convolutional neural networks [17, 18] for tasks such as computer vision (CV), and recurrent neural networks [19–22] for tasks such as natural language processing (NLP). More recently, transformer-based models have demonstrated even better performance in both CV and NLP tasks. Inspired by the success of these methods in standard machine learning tasks, many previous works explored using these methods to improve the modeling of dynamical systems. Although preliminary success has been promisingly demonstrated, these standard machine learning methods often assume fixed discretization in both space and time, which turns out to be a strong limitation for the modeling of complex dynamical systems. The main reason for such a limitation is two-fold: (i) the available data sources are unlikely in a consistent resolution, and (ii) the efficient characterization of the system state usually demands a non-uniform resolution. For instance, the data sources of earth system include high-fidelity simulations [23] with a fine spatial resolution such as  $O(100\text{m})$  to  $O(1\text{km})$ , satellite images across a wide range of resolutions with the finest one of  $O(10\text{m})$ , and the data collected by observatories that sparsely distributed across the earth. The temporal resolutions as well vary among high-fidelity simulations, satellite images, and observatory data. This multiscale nature of different data sources is also present in many engineering applications, e.g., wind farms with both LiDAR data and high-fidelity simulations of atmospheric boundary layer [24, 25]. On the other hand, the system states of complex dynamical often have multiscale features intrinsically, for which an adaptive resolution is often the more efficient way of characterizing the system state than a uniform resolution.

The multiscale nature of both the system state and the available data sources of complex dynamical systems has motivated the development of continuous form machine learning methods for the modeling and simulation of those systems. For instance, Fourier neural operator (FNO) [26] employs Fourier and inverse Fourier transformations to construct Fourier layers, which are used as building blocks to approximate an operator (i.e., a mapping between Banach spaces) in the continuous form. Essentially, FNO belongs to a general category of neural operators [27], i.e., using neural networks to approximate the integral operator as the basic component of the approximation of a more general operator. Other operator learning methods that belong to this category are graph neural operators (GNO) [28, 29] and low-rank neural operators (LNO), which connects to another popular operator learning framework known as DeepONet [30, 31]. More specifically, DeepONet introduced branch net and trunk net to implement an approximation of operator based on the universal approximation theorem of operators. There are also other recent works that construct neural-network-based operators via a wavelet-based approximation of integral operators [32] or reconstruction from other types of sub-networks [33]. Comparisons between operator learning approaches have been studied in [27, 34]. The approximation error has been studied in [35] with a residual-based error correction method being proposed. Physics constraints [36, 37] and derivative information [38] were demonstrated as additional information sources that can enhance the performance of operator learning methods. There have been many other interesting extensions of the standard operator learning frameworks, e.g., solving problems on general geometries [39],

learning of nonlinear non-autonomous dynamical systems [40], and improving operator learning techniques with the recent success of large language models [41, 42], to name a few. Although these methods can be used to characterize the solution operator of a dynamical system, it only work with a fixed and uniform temporal resolution if standard operator learning methods are used. By taking the prediction lead time as an additional input, the operator learning methods can potentially work with non-uniform temporal resolution but often demand abundant data with different temporal resolutions for the training.

On the other hand, neural ordinary differential equation (ODE) [43] provided a temporally continuous framework of machine learning methods for the modeling and simulation of dynamical systems. Recently, the combined use of neural ODE and neural operator has been explored by [44] in the context of standard machine learning tasks such as classification and computer vision. In terms of spatial-temporal modeling of dynamical systems, the key relevant concepts of neural ODE are: (i) neural networks can be used to characterize the unknown vector field of a finite-dimensional dynamical system, and (ii) the unknown coefficients of the neural network can be trained via gradient descent using either the adjoint method or automatic differentiation. The idea of modeling continuous dynamics via machine learning methods was also discussed in [45]. In the past few years, several works [46–49] have explored the use of neural ODE in modeling dynamical systems and demonstrated promising results. Although neural ODE provides the flexibility of handling data with a non-uniform resolution in time, it has been shown in [50] that the use of a standard network in neural ODE can lead to long-term instability, mainly due to the amplification of high wavenumber components, when applying the trained network and simulating the modeled dynamical system. To address the long-term stability, the unknown vector field was modeled by linear and nonlinear parts with standard neural networks in [50] and the training via neural ODE demonstrated more stable long-term simulations. In this work, we show that the stable long-term simulations of neural ODE models can alternatively be achieved by filtering out some high wavenumber components through the construction of a neural dynamical operator, for which the Fourier neural operator [26] serves the purpose nicely.

Although neural ODE provides an efficient tool for training a model to match the short-term behavior of an unknown dynamical system, training the model to also quantitatively match the long-term system behavior still has some challenges. One challenge is on the computational side, that the long-term training would require huge memory costs [51–53] via backpropagation or potential stability issues in the backward-in-time simulation via the adjoint method. Another challenge is on the problem formulation side, that the long-term system behavior tends to be more sensitive to the small changes in the model, especially for chaotic systems, making the standard adjoint method sometimes even infeasible [54]. These challenges motivate us to explore an alternative optimization approach that is both efficient and robust for matching the long-term behaviors between the model and the true dynamical system. More specifically, we choose the ensemble Kalman inversion (EKI) method that was proposed in [55]. Unlike the backpropagation or the adjoint method that is designed for the gradient descent optimization, ensemble Kalman inversion is derivative-free, parallelizable, and robust with noises of the data and chaos or uncertainties of the system [12, 56]. In the past decade, many developments have been made to enhance Kalman inversion methods, both in theory [57–59] and in algorithms, such as various types of regularizations (e.g., linear equalities and inequalities [60], Tikhonov [61], sparsity [62], and  $\ell_p$  [63], and

known physics [64]), uncertainty quantification with Langevin dynamics for sampling [65], and using other types of Kalman filters [66]. More recently, the ensemble Kalman inversion was also explored in [67] for the training of neural ODE. Instead of merely using EKI to train a neural ODE, we investigate a hybrid optimization approach that uses standard gradient-based method for the short-term trajectory matching and the EKI method for long-term statistics matching.

In summary, we develop a spatially and temporally continuous framework for the data-driven modeling of dynamical systems with spatial fields as system states, by leveraging the success of operator learning and neural ODE. The framework is tested with three chaotic systems, including 1-D Burgers’ equation, 2-D Navier–Stokes equation, and Kuramoto–Sivashinsky equation. The first two examples focus on the performances of neural dynamical operator trained with short-term data, to demonstrate the merits of the neural dynamical operator in terms of (i) spatial-temporal resolution-invariant and (ii) stable long-term simulations. The third example demonstrates the merit of an hybrid optimization method that leverages both short-term and long-term data. The key contributions of this work are summarized below:

- Combined Fourier neural operator and neural ODE to provide a spatial-temporal continuous framework for modeling unknown dynamical systems based on data in various resolutions.
- Demonstrated the long-term stable simulations of the trained models for three different dynamical systems with discontinuous features or chaotic behaviors.
- Proposed a hybrid optimization scheme that efficiently leverages both the short-term time series and long-term statistics data.

## 2. Methodology

### 2.1. Problem Setting

We focus on the continuous dynamical system in a general form:

$$\frac{\partial \mathbf{u}(\mathbf{x}, t)}{\partial t} = \mathcal{G}(\mathbf{u}(\mathbf{x}, t), t), \quad (2.1)$$

with spatial variable  $\mathbf{x} \in D_x \subseteq \mathbb{R}^{d_x}$ , temporal variable  $t \in [0, T] \subset \mathbb{R}$ , state function  $\mathbf{u}(\cdot, \cdot) \in \mathcal{U}(D_x \times [0, T]; \mathbb{R}^{d_u})$ , spatial profile of state function at time  $t$  is  $\mathbf{u}(\cdot, t) \in \mathcal{U}_t(D_x; \mathbb{R}^{d_u})$ , and  $\mathcal{G} : \mathcal{U}_t \times [0, T] \mapsto \mathcal{U}_t$  is a non-linear operator. If the system is autonomous, i.e., the system does not depend on time,  $\mathcal{G}$  would become a non-linear spatial operator.  $\mathbb{R}^d$  is a real vector space with  $d$  dimension,  $D_x$  is a bounded domain,  $\mathcal{U}$  and  $\mathcal{U}_t$  are separable Banach spaces of function taking values in  $\mathbb{R}^{d_u}$ .

Assuming that the operator  $\mathcal{G}$  in Eq. (2.1) is unknown, we propose to learn a data-driven dynamical operator  $\tilde{\mathcal{G}}$  that approximates  $\mathcal{G}$ , based on the time series data of  $\mathbf{u}$  and a combined use of neural ODE [43] and neural operator [26]. To enhance the performance of the learned model, the data-driven operator is trained to match both short-term trajectories and long-term statistics from the

true system. A hybrid scheme of gradient-based and derivative-free methods is then demonstrated to facilitate efficient training with the combined types of data.

Given a time series  $\{\mathbf{u}_{t_n}\}_{n=0}^N$  of system state  $\mathbf{u}$  in Eq. (2.1), where  $\mathbf{u}_{t_n}$  serves as a short form of  $\mathbf{u}(\cdot, t_n)$ , we aim to build a continuous spatial-temporal model for the system by constructing a parametric map  $\tilde{\mathcal{G}}$  with parameters  $\theta$  to approximate the non-linear operator  $\mathcal{G}$ . The continuous spatial-temporal model would then be:

$$\frac{\partial \tilde{\mathbf{u}}(\mathbf{x}, t)}{\partial t} = \tilde{\mathcal{G}}(\tilde{\mathbf{u}}(\mathbf{x}, t), t; \theta). \quad (2.2)$$

To match with the set of  $N$  time series, the  $\tilde{\mathcal{G}}$  can be obtained by solving an optimization problem:

$$\min_{\theta} \sum_{n=0}^N L(\mathbf{u}_{t_n}, \tilde{\mathbf{u}}_{t_n}). \quad (2.3)$$

where  $\tilde{\mathbf{u}}_{t_n} = \mathbf{u}_{t_0} + \int_{t_0}^{t_n} \tilde{\mathcal{G}}(\mathbf{u}, t; \theta) dt$  is the predicted states,  $\mathbf{u}_{t_n}$  is the observed system states from the true system, and  $L : \mathcal{U}_t \times \mathcal{U}_t \mapsto \mathbb{R}$  is a loss functional. In practice, we may have a long time series of states as data for a dynamical system. Instead of directly matching the long time series by solving the optimization problem in Eq. (2.3), we divide the data into batches of short time series, with which we can use mini-batch training to obtain the parameters  $\theta$ .

To capture a long-term statistical property of the true dynamical system,  $\tilde{\mathcal{G}}$  can be calibrated by solving another optimization problem:

$$\min_{\theta} L_l(\beta(\{\mathbf{u}_{t_n}\}_{n=0}^l), \beta(\{\tilde{\mathbf{u}}_{t_n}\}_{n=0}^l)). \quad (2.4)$$

where  $\beta : \mathcal{U}^{l+1} \mapsto \mathbb{R}^{d_\beta}$  is a long-term statistics functional of the true system and the modeled one, and  $L_l : \mathbb{R}^{d_\beta} \times \mathbb{R}^{d_\beta} \mapsto \mathbb{R}$  is a loss function. Instead of taking the probability measure of the Banach space  $\mathcal{U}$  as its input, the functional  $\beta$  only estimates the long-term statistics of  $\mathbf{u}$  and  $\tilde{\mathbf{u}}$  from the time series data  $\{\mathbf{u}_{t_n}\}_{n=0}^l$  and  $\{\tilde{\mathbf{u}}_{t_n}\}_{n=0}^l$ , with  $l \gg N$  in Eq. (2.3).

## 2.2. Neural Operator

To construct the data-driven dynamical operator  $\tilde{\mathcal{G}}$  in the continuous setting, i.e., viewing the system state  $\mathbf{u}$  as a continuous spatial-temporal field instead of a discrete finite-dimensional vector, we rely on the recent developments of neural operators [26, 31]. More specifically, we choose to use Fourier neural operator (FNO) [26] as a tool to construct the data-driven dynamical operator  $\tilde{\mathcal{G}}$  and would like to point out that other neural operator architectures (e.g., DeepONet [31]) can also be used in the framework of this paper. In general, neural operators aim to approximate a non-linear mapping between infinite-dimensional spaces:

$$\mathcal{G} : \mathcal{A} \mapsto \mathcal{B}, \quad (2.5)$$

with a neural network  $\tilde{\mathcal{G}}(\cdot; \theta)$  parameterized by  $\theta$ .  $\mathcal{A} = \mathcal{A}(D; \mathbb{R}^{d_a})$  and  $\mathcal{B} = \mathcal{B}(D; \mathbb{R}^{d_b})$  be separable Banach space of function defined on  $D \subset \mathbb{R}^d$  be a bounded open set. The key advantages of continuous mapping in Eq. (2.5) are: (i) the performance of the trained mapping is resolution-invariant, and (ii) the flexibility of using data with different discretizations.

To approximate the continuous mapping in Eq. (2.5) with a neural operator, the standard FNO framework assumes that we have observed data pairs  $\{a_j|_{D_j}, b_j|_{D_j}\}$ , where  $a_j$  are i.i.d. samples from its probability measure  $\mathbb{P}$ , and  $D_j = \{x_1, \dots, x_n\} \subset D_x$  is a  $n$ -point discretization of the domain  $D_x$ . It should be noted that  $a_j|_{D_j} \in \mathbb{R}^{n \times d_a}$  denotes the evaluation of  $a_j$  on the set of discrete points  $D_j$ . In this work, we focus on the use of FNO to construct the data-driven operator  $\tilde{\mathcal{G}}$ , which first linearly transforms input function evaluation  $a(x)$  to lift the dimension from  $\mathbb{R}^{d_a}$  to  $\mathbb{R}^{d_v}$ :  $v_0(x) = P(a(x))$ . Then  $v_0(x)$  will be iteratively transformed by Fourier layers with the output dimension staying the same as  $d_v$ :

$$v_{n+1}(x) = \sigma(Wv_n(x) + (Kv_n)(x)), \quad n = 0, 1 \dots N - 1, \quad (2.6)$$

where  $(Kv_n)(x) = \mathcal{F}^{-1}(R \cdot (\mathcal{F}v_n))(x)$  is the Fourier integral operator,  $\mathcal{F}$  is Fourier transform and  $\mathcal{F}^{-1}$  is its inverse,  $R$  is the complex-valued parameters in the neural network, and  $W$  is a linear transformation. At last,  $v_N(x)$  will be linearly transformed again to ensure the dimension of the final output same as the solution function in the space  $\mathcal{B}$ , i.e.,  $\tilde{b}(x) = \tilde{\mathcal{G}}(a; \theta)(x) = Qv_N(x) \in \mathbb{R}^{d_b}$ .

The parameters of Fourier neural operator  $\tilde{\mathcal{G}}$  can be optimized by:

$$\min_{\theta} \mathbb{E}_{a \sim \mathbb{P}} [L(\mathcal{G}(a; \theta), \tilde{\mathcal{G}}(a; \theta))], \quad (2.7)$$

where  $L : \mathcal{B} \times \mathcal{B} \mapsto \mathbb{R}$  is a loss functional and is often estimated based on the set of discrete points  $D_j$ .

In this work, we aim to construct the dynamical operator  $\tilde{\mathcal{G}}$  in Eq. (2.1) via FNO. However, the data of  $\partial \mathbf{u}(\mathbf{x}, t) / \partial t$  may not be available in many applications, e.g., when the temporal resolution in the data of  $\mathbf{u}(\mathbf{x}, t)$  is not fine enough to obtain an informative estimation of its time derivative. Therefore, we would not be able to directly train the data-driven dynamical operator  $\tilde{\mathcal{G}}$  by solving the optimization problem in Eq. (2.7). To address this issue, we explore the training of a neural dynamical operator via the framework of neural ODE [43].

### 2.3. Neural ODE

The neural ODE framework [43] focuses on a general form of dynamical system:

$$\frac{dz(t)}{dt} = \mathbf{f}(z(t), t), \quad (2.8)$$

where  $z(t) \in \mathbb{R}^{d_z}$ ,  $t \in [0, T] \subset \mathbb{R}$ , and  $\mathbf{f} : \mathbb{R}^{d_z} \times [0, T] \mapsto \mathbb{R}^{d_z}$ . The goal of neural ODE is to train a surrogate model  $\tilde{\mathbf{f}}$  to approximate  $\mathbf{f}$  based on a time series data of  $z(t)$ . The surrogate model is often constructed by a neural network  $\tilde{\mathbf{f}}(z, t; \theta)$  parameterized with trainable parameters  $\theta$ .

In our work,  $\mathbf{z}(t)$  corresponds to  $\mathbf{u}_t|_{D_j}$ , which denotes the evaluation of  $\mathbf{u}(\cdot, t)$  in Eq. (2.1) on a set of discrete points  $D_j$ . With a given  $\tilde{\mathbf{f}}$  and the true system state at  $t_i$ , the simulated system state at a future time  $t_{i+1}$  can be written as  $\tilde{\mathbf{z}}(t_{i+1}) = \mathbf{z}(t_i) + \int_{t_i}^{t_{i+1}} \tilde{\mathbf{f}}(\tilde{\mathbf{z}}(t), t; \theta) dt$ , which can be obtained by an ODE solver in real applications.

Given observed states  $\{\mathbf{z}(t_i)\}_{i=0}^N$ , the trainable parameters  $\theta$  in  $\tilde{\mathbf{f}}$  can be optimized via:

$$\min_{\theta} L := \sum_{i=0}^N \|\mathbf{z}(t_i) - \tilde{\mathbf{z}}(t_i)\|^2, \quad (2.9)$$

noting that  $\tilde{\mathbf{z}}(t_i)$  depends on  $\theta$  for all  $i > 0$ . The loss function  $L$  is often chosen as the standard vector  $\ell^2$ -norm. The neural ODE framework [43] discussed two methods to calculate  $\frac{dL}{d\theta}$ , including (i) backpropagation and (ii) adjoint sensitivity method, with which we can solve the optimization problem in Eq. (2.9) via gradient descent.

Backpropagation is a classical gradient descent optimization method for training a neural network. One drawback of the backpropagation for neural ODE training is the memory cost to store the results of its forward pass, which is linearly proportional to the number of  $\tilde{\mathbf{f}}$  evaluations. Although various types of memory management techniques [53] have been developed for automatic differentiation, the memory cost for matching a long time series data with a large scale model of  $\tilde{\mathbf{f}}$  can still be inefficient or even infeasible.

On the other hand, the adjoint sensitivity method calculates the gradient  $\frac{dL}{d\theta}$  by a forward and a backward ODE integration. The forward integration solves for the state  $\tilde{\mathbf{z}}$  at  $t_1, t_2, \dots, t_N$ , with the initial condition  $\tilde{\mathbf{z}}(t_0) = \mathbf{z}(t_0)$ :

$$\frac{d\tilde{\mathbf{z}}(t)}{dt} = \tilde{\mathbf{f}}(\tilde{\mathbf{z}}(t), t; \theta). \quad (2.10)$$

By introducing an adjoint state  $\mathbf{a}(t_i) = \frac{\partial L}{\partial \tilde{\mathbf{z}}(t_i)}$ , the backward integration solves for an augmented states  $[\tilde{\mathbf{z}}(t), \mathbf{a}(t), \frac{dL}{d\theta}]^\top$  from  $t_i$  to  $t_{i-1}$ , for  $i = N, N-1, \dots, 1$ , with the initial state  $\tilde{\mathbf{z}}(t_N)$  evaluated from the forward integration above,  $\mathbf{a}(t_N) = \frac{\partial L}{\partial \tilde{\mathbf{z}}(t_N)}$ , and  $\frac{dL}{d\theta}|_{t_N} = \mathbf{0}$ :

$$\begin{aligned} \frac{d\tilde{\mathbf{z}}(t)}{dt} &= \tilde{\mathbf{f}}(\tilde{\mathbf{z}}(t); \theta), \\ \frac{d\mathbf{a}(t)}{dt} &= -\mathbf{a}(t)^\top \frac{\partial \tilde{\mathbf{f}}(\tilde{\mathbf{z}}(t), t; \theta)}{\partial \tilde{\mathbf{z}}(t)}, \\ \frac{d}{dt} \frac{dL}{d\theta} &= -\mathbf{a}(t)^\top \frac{\partial \tilde{\mathbf{f}}(\tilde{\mathbf{z}}(t), t; \theta)}{\partial \theta}. \end{aligned} \quad (2.11)$$

It should be noted that the solved adjoint state  $\mathbf{a}(t_i)$  needs to be adjusted at  $i = N-1, N-2, \dots, 0$  during the backward integration, by adding a term of  $\frac{\partial L}{\partial \tilde{\mathbf{z}}(t_i)}$  to account for the fact that the loss

function  $L$  explicitly depends on the system state  $\tilde{z}(t_i)$ . During the whole backward integration, the vector-Jacobian products  $\mathbf{a}(t)^\top \partial \tilde{\mathbf{f}} / \partial \tilde{\mathbf{z}}$  and  $\mathbf{a}(t)^\top \partial \tilde{\mathbf{f}} / \partial \theta$  can be evaluated on the fly without storing them in the memory. Therefore, the adjoint sensitivity method has a constant memory usage  $O(1)$  with respect to the integration time steps, i.e., the number of  $\tilde{\mathbf{f}}$  evaluations.

For a short-term integration, the backpropogation often has no memory cost issue and is more computationally faster than adjoint method, considering that the Jacobian is stored and does not need to be evaluated on the fly in the backward pass. However, the memory cost issue would prevent the use of backpropogation if the data involves long-term integration, e.g., time-averaged statistics. In addition, gradient-based optimization can potentially encounter numerical issues (e.g., gradient blow-up) for the long-term information of chaotic systems. Therefore, backpropogation is used in this paper for short-term trajectory matching, while the long-term statistics of a chaotic dynamical system is incorporated by a derivative-free Kalman method, instead of adjoint sensitivity method. More details about the derivative-free Kalman method can be found in section 2.4.

## 2.4. Ensemble Kalman Inversion

Originated from ensemble Kalman filter [68–70], ensemble Kalman inversion (EKI) [55, 71] has been developed as an optimization method to solve inverse problems. More specifically, the goal of EKI is to estimate the unknown parameters from noisy data in the general form of an inverse problem:

$$y = G(\theta) + \eta \quad (2.12)$$

where  $y \in \mathbb{R}^d$  is a vector of observation data,  $G$  denotes a forward map,  $\theta \in \mathbb{R}^p$  represents the unknown parameters,  $\eta \sim \mathcal{N}(0, \Sigma_\eta)$  is often chosen as Gaussian random noises with a covariance matrix  $\Sigma_\eta \in \mathbb{R}^{d \times d}$ .

The goal of EKI is to identify the optimal parameters  $\theta$  that minimize the loss function:

$$\Phi_\theta = \|\Sigma_\eta^{-\frac{1}{2}}(y - G(\theta))\|^2, \quad (2.13)$$

which corresponds to the negative log-likelihood under the Gaussian distribution assumption. The formula that iteratively updates the ensemble parameters  $\{\theta^{(j)}\}_{j=1}^J$  is:

$$\theta_{n+1}^{(j)} = \theta_n^{(j)} + \Sigma_n^{\theta g} (\Sigma_n^{gg} + \Sigma_\eta)^{-1} (y^{(j)} - g_n^{(j)}) \quad (2.14)$$

where the index  $n$  denotes the  $n$ -th EKI step and  $y^{(j)}$  corresponds to the perturbed observation data  $y$  via sampling the noises  $\eta$ . With the ensemble of parameters  $\{\theta_n^{(j)}\}_{j=1}^J$  at the  $n$ -th EKI step, the terms  $g_n^{(j)}$ ,  $\Sigma_n^{\theta g}$ , and  $\Sigma_n^{gg}$  in Eq. (2.14) are calculated as:



$$\begin{aligned}
\bar{\theta}_n &= \frac{1}{J} \sum_{j=1}^J \theta_n^{(j)}, \quad g_n^{(j)} = G(\theta_n^{(j)}), \quad \bar{g}_n = \frac{1}{J} \sum_{j=1}^J g_n^{(j)}, \\
\Sigma_n^{\theta g} &= \frac{1}{J-1} \sum_{j=1}^J (\theta_n^{(j)} - \bar{\theta}_n)(g_n^{(j)} - \bar{g}_n)^T, \\
\Sigma_n^{gg} &= \frac{1}{J-1} \sum_{j=1}^J (g_n^{(j)} - \bar{g}_n)(g_n^{(j)} - \bar{g}_n)^T.
\end{aligned} \tag{2.15}$$

In this paper, we utilize EKI to solve the optimization problem Eq. (2.4). The forward map  $G$  is a composition of the data-driven dynamical operator  $\tilde{\mathcal{G}}$ , a time integral operator  $\int$  that is numerically evaluated by an ODE solver, and  $\beta$  that calculates the time-averaged statistics from a time series of system states, i.e.,

$$G(\theta) := \beta \left( \left\{ \mathbf{u}_{t_0} + \int_{t_0}^{t_i} \tilde{\mathcal{G}}(\tilde{\mathbf{u}}(\mathbf{x}, t), t; \theta) dt \right\}_{i=0}^l \right). \tag{2.16}$$

## 2.5. Neural Dynamical Operator

Based on the techniques introduced in Sections 2.2 and 2.3, we present a spatial-temporal continuous framework that learns a data-driven dynamical operator  $\tilde{\mathcal{G}}$  in Eq. (2.2) based on the short-term time series of the true system states. More specifically, the key components of the proposed framework include:

- Constructing the dynamical operator  $\tilde{\mathcal{G}}$  via a Fourier neural operator.
- With the short-term time series of the true system states, updating the parameters  $\theta$  of the dynamical operator  $\tilde{\mathcal{G}}$  via solving the optimization problem in Eq. (2.3) based on a gradient-based optimization method (e.g., neural ODE).

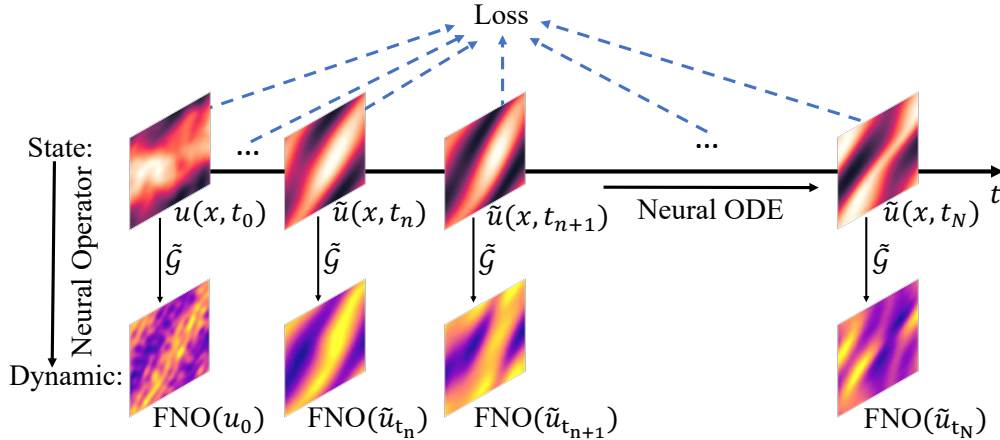
The merits of learning a dynamical operator  $\tilde{\mathcal{G}}$  in Eq. (2.2) are:

- The flexibility of using non-uniform data points in both space and time.
- The resolution-invariance of the trained model in both space and time.

Besides being good at predicting short-term system states, the trained modeled system in Eq. (2.2) also demonstrates a stable long-term simulation. There are some existing methods to make stable long-term predictions for chaotic dynamical systems such as reduced order modeling [46] and stabilized neural ODE [50]. Instead of preventing the high-wavenumbers amplification by dimension reduction or employing a linear damping term, the use of the Fourier neural operator in this work facilitates the stable long-term simulation by filtering out the high-order modes in the Fourier

space. Therefore, neural dynamical operator trained via short-term time series data can still avoid numerical explosion in long-term simulations and also qualitatively retain the statistical property of the true system.

However, the use of short-term time series data alone could not guarantee a quantitative match of the long-term statistics between the trained model and the true system. This limitation motivates the combined use of short-term time series and long-term time-averaged statistics as two types of data for training the neural dynamical operator. A hybrid optimization scheme that can efficiently incorporate both types of data is introduced in Section 2.6.

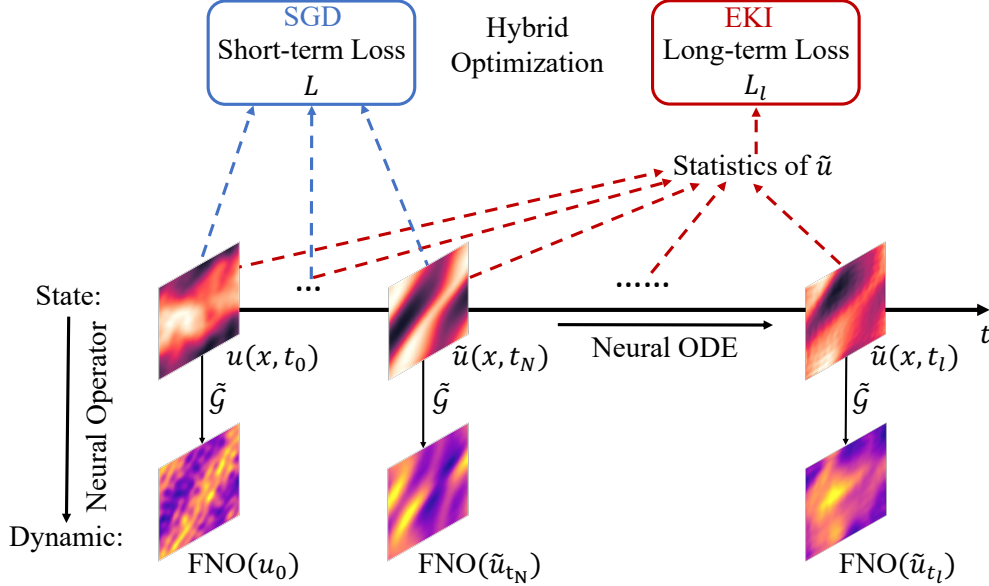


**Figure 2.1:** Schematic diagram of continuous spatial-temporal model by neural dynamical operator (based on Navier-Stokes Equation). The dynamics of the system for the current state are approximated by neural operator, then the future states are evaluated with an ODE solver along with time with a given initial state. The neural dynamical operator  $\tilde{\mathcal{G}}$  is trained by minimizing the Loss with gradient-based optimization.

## 2.6. A Hybrid Optimization Scheme

To efficiently incorporate both short-term time series and long-term statistics of the true system states as the training data, we propose a hybrid optimization scheme that iteratively solves the optimization problems in Eqs. (2.3) and (2.4). Within each iteration, the parameters  $\theta$  of the dynamical operator  $\tilde{\mathcal{G}}$  in Eq. (2.2) are first updated via a gradient-based optimization method (e.g., backpropagation or adjoint sensitivity) that solves Eq. (2.3) with the short-term time series data of the true system states and then further adjusted via a derivative-free optimization method (e.g., ensemble Kalman inversion) to account for the long-term statistics data in Eq. (2.4).

The key merit of the hybrid optimization scheme is the efficient incorporation of both short-term time series and long-term time-averaged statistics data. A detailed algorithm of the hybrid optimization scheme that leverages two types of data is presented in Appendix A. With the use of both types of data, the trained dynamical operator is expected to have better generalization capability, which is confirmed by the numerical example of the Kuramoto–Sivashinsky equation in Section 3.3.



**Figure 2.2:** Schematic diagram of continuous spatial-temporal model by neural dynamical operator with hybrid optimization scheme (based on Navier-Stokes equation). To better generalize the model by utilizing both short-term and long-term data, the neural dynamical operator  $\tilde{\mathcal{G}}$  is trained by the hybrid optimization scheme which will iteratively update parameters by gradient-based method (SGD) to minimize short-term states loss  $L$  and by derivative-free method (EKI) to minimize long-term statistics loss  $L_l$ . The short-term system evolution in  $[t_0, t_N]$  corresponds to Fig. 2.1.

### 3. Numerical Experiments

We demonstrate the performance of the continuous spatial-temporal model on three examples, including (i) 1-D viscous Burgers’ equation, (ii) 2-D Navier–Stokes equations, and (iii) Kuramoto–Sivashinsky equation. Short-term time series data generated from each true system are subsampled in both spatial and temporal domain with various resolutions, to confirm the resolution-invariance of the trained model with respect to both spatial and temporal discretizations. For all the examples, we also show the stable long-term simulation with the trained models, which is mainly due to the high-wavenumber filtering in the Fourier neural operator. For the example of Kuramoto–Sivashinsky equation, we present a quantitative comparison of the long-term statistics between the model trained with short-term time series data and the one trained with both short-term time series and long-term statistics data. The results demonstrate the merit of the combined use of data via the proposed hybrid optimization scheme. For all the examples, the fixed-step Runge-Kutta method (RK4) is used as the ODE solver, the absolute error is the mean squared error, and the relative error is calculated by the average of  $\frac{\|u-\tilde{u}\|_2}{\|u\|_2}$  across sample size where  $\|\cdot\|_2$  is  $\ell^2$ -norm.

#### 3.1. Viscous Burgers’ Equation

Burgers’ equation is a classical example of partial differential equation and has been widely used in many fields such as fluid mechanics [72–74], nonlinear dynamics [75, 76] and traffic flow [77, 78]. The governing equation of the viscous Burgers’ equation is:

$$\frac{\partial u}{\partial t} = -u \frac{\partial u}{\partial x} + \nu \frac{\partial^2 u}{\partial x^2}, \quad (3.1)$$

where  $x \in (0, L_x)$  with periodic boundary conditions,  $t \in [0, L_t]$ ,  $\nu$  is the viscosity coefficient, and  $u(x, 0)$  is a given initial condition. Neural dynamical operator aim to learn the operator on the right-hand-side of Eq. (3.1), i.e.,  $\mathcal{G} : u \mapsto \frac{\partial u}{\partial t}$ . By studying this example, we demonstrate that the trained neural dynamical operator has resolution-invariance with respect to both spatial and temporal discretizations. Also, the trained model can capture the shock behavior and shows a good performance in predicting the trajectory of the true system in the test dataset.

The simulation settings are  $L_x = 1, L_t = 5, \nu = 10^{-3}, dx = 1/1024, dt = 0.005$ . We perform 1000 simulations as training data and another 100 simulations as test data, and the initial conditions of these simulations are randomly sampled from a 1-D Gaussian random field  $\mathcal{N}(0, 625(-\Delta + 25I)^{-2})$  with periodic boundary conditions, where  $\Delta$  is a Laplace operator and  $I$  is an identity matrix. This choice of Gaussian random field is the same as in the paper of FNO [26].

In the optimization problem in Eq. (2.3), we first simulate the modeled system for  $L_t = 5$  time units given an initial state  $u_{t_0}$  to obtain the trajectory  $\{u_{t_n}\}_{n=1}^N$  and then minimize the  $\ell^2$ -norm between the simulated system trajectory and the true one. During the training process, we select a small subset from 1000 training simulations as a mini-batch to perform the gradient descent optimization in each epoch.

To construct the neural dynamical operator  $\tilde{\mathcal{G}}$ , we use FNO as a surrogate model with  $d_v = 64$  and  $k_{max} = 24$ .  $d_v$  is a higher dimension where the input data be lifted to and  $k_{max}$  is a cut point above which the modes of Fourier transform of input data will be truncated. We train the model with  $10^3$  epochs with 10 simulations as one data batch in each epoch. The optimizer is Adam with  $10^{-3}$  learning rate and cosine annealing schedule.

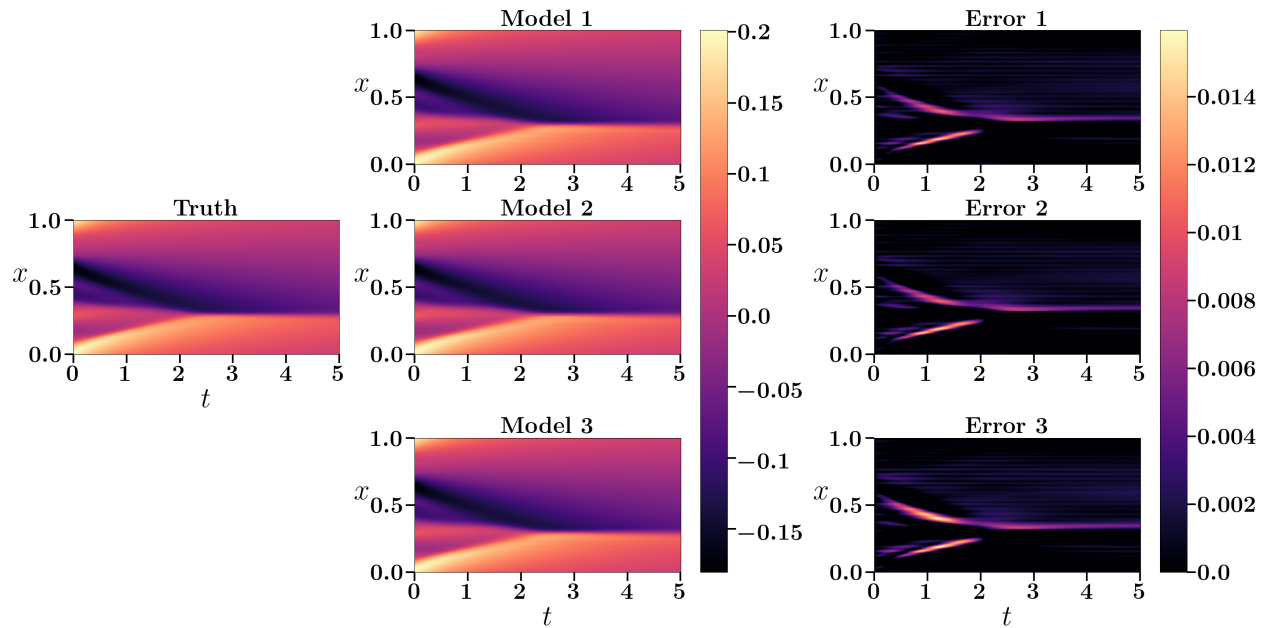
We train the neural dynamical operator based on short-term time series data with various resolutions in both space and time. The test errors are summarized in Table 3.1. To demonstrate the resolution-invariance of the trained models in both space and time, we present two types of test errors in Table 3.1: the Test Error (I) is based on the test data of the same resolution  $dx = 1/1024$  and  $dt = 0.05$ , and the Test Error (II) is based on resolution setting same as each train data. By comparing these two types of test errors with a fixed training resolution, it can be seen that the test error stays at the same order of magnitude when predicting on a finer resolution test dataset. On the other hand, the comparison among the cases with different training data resolutions demonstrates that the trained model can still perform well with a relatively sparse temporal resolution. The resolution-invariance property of the trained neural dynamical operator makes it flexible in using training data with low or even mixed resolutions.

**Table 3.1:** The test errors of viscous Burgers' equation with various resolution settings for train data. The Test Error (I) is based on the test data of the resolution  $dx = 1/1024$  and  $dt = 0.05$ , while the Test Error (II) is based on a resolution setting the same as each training data.

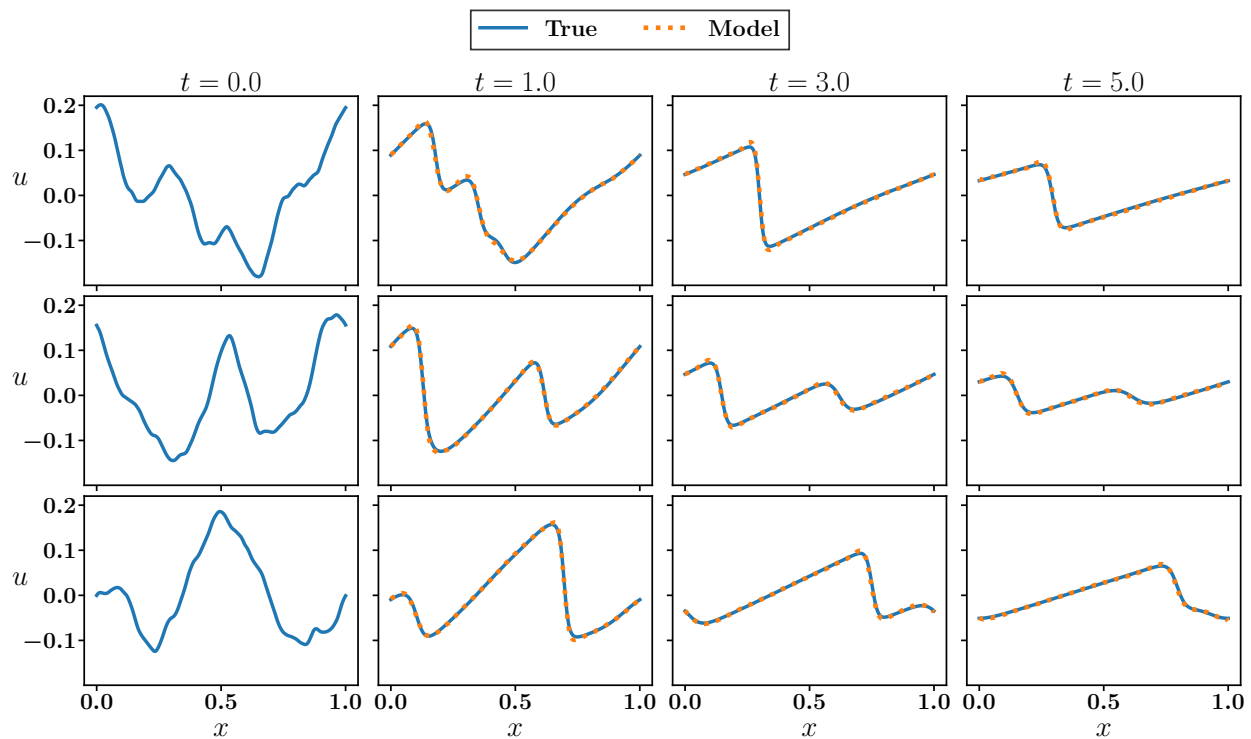
Resolution \ Error	Train Data		Test Error (I)		Test Error (II)	
	$dx$	$dt$	Absolute	Relative	Absolute	Relative
Resolution1	1/512	0.05	6.7010e-05	4.4004e-02	6.7595e-05	4.4163e-02
Resolution2	1/256	0.1	6.6947e-05	4.3981e-02	6.8292e-05	4.4299e-02
Resolution3	1/64	0.5	7.7509e-05	4.7405e-02	7.3959e-05	4.7423e-03

The Burgers' equation can develop shocks over time in the absence of viscous term. In Eq.(3.1), The non-linear convective term  $u \frac{\partial u}{\partial x}$  can result in a shock in the solution of  $u$  (i.e., discontinuity of  $u$  in space) when  $\nu = 0$ . With  $\nu \neq 0$ , the diffusion term  $\nu \frac{\partial^2 u}{\partial x^2}$  will lead to a continuous solution of  $u$ , while the spatial gradient of  $u$  can be large at certain locations if  $\nu$  is small. In this example, we choose a relatively small value of viscosity (i.e.,  $\nu = 10^{-3}$  so that the solutions of the true system have such a feature of large spatial gradients. The results in Figs. 3.1 and 3.2 confirm that the trained models can capture this behavior and provide good performance for short-term trajectory prediction of the solutions of  $u$ .

In Fig. 3.1, we present the spatial-temporal plots of the solutions from the true system and the modeled ones, with the initial condition sampled from test data. The left column presents the true solution of  $u$ . The middle column corresponds to the solutions from the modeled systems trained with different resolution settings in Table. 3.1, and we test the prediction performance of these trained models with the same resolution setting (i.e.,  $dx = 1/1024$  and  $dt = 0.05$ , which is finer than all the training resolutions). The left column shows the differences between the true solution and the solutions from the modeled systems. We can see that all predictions (shown in the middle column in Fig. 3.1) capture the overall pattern of the true system. On the other hand, the absolute errors made by those predictions show that all trained models can provide relatively small errors at most locations and times, even testing on a finer resolution and starting with an unseen initial condition. It should be noted that the absolute errors tend to be larger close to the regions where the true solution has a large spatial gradient, but the magnitudes of those errors are still small compared to the true solution in those regions.



**Figure 3.1:** The spatial-temporal solutions of viscous Burgers' equation. Left column: true system. Middle column: trained models from three different resolutions with the same test data resolution ( $dx = 1/1024, dt = 0.05$ ). Right column: errors of the solutions simulated based on the trained models. The index in the three trained models corresponds to the resolution settings in Table 3.1.



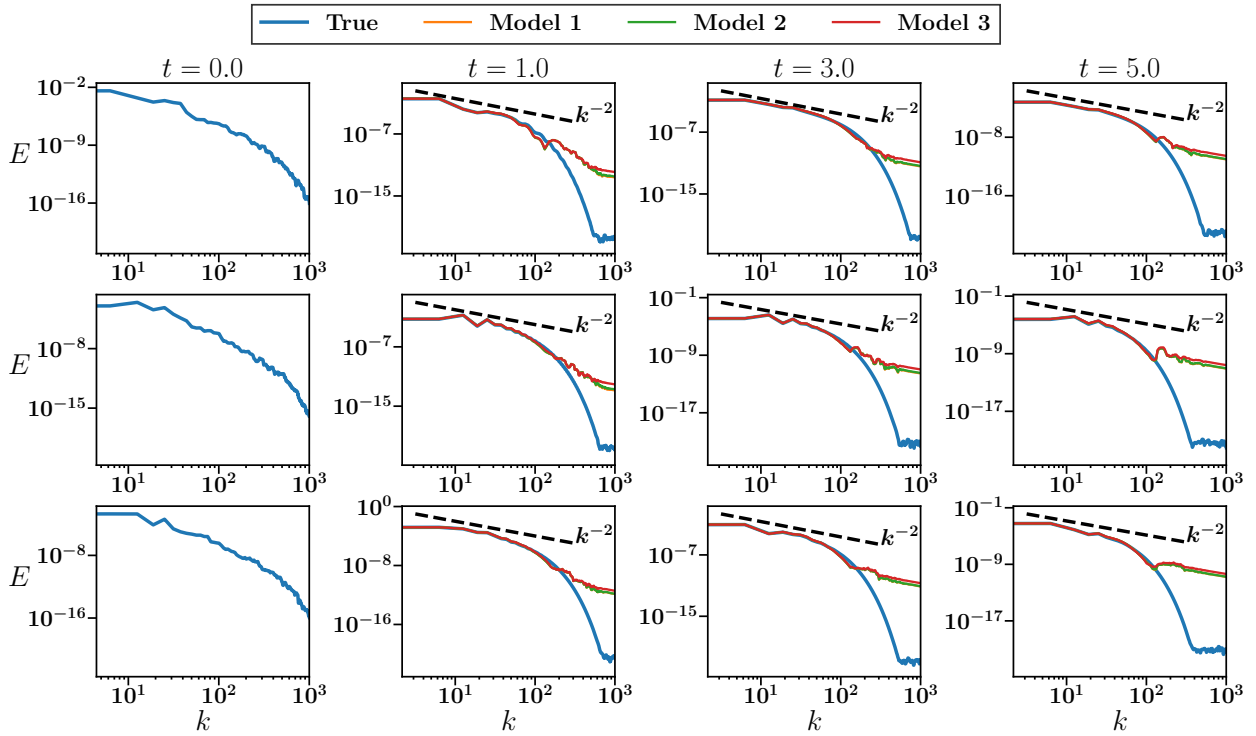
**Figure 3.2:** Solution profiles of viscous Burgers' equation for the true system and the model ones with different initial conditions from test data. The model is trained in a coarse resolution ( $dx = 1/64, dt = 0.5$ ) and tested on a finer resolution ( $dx = 1/1024, dt = 0.05$ ).

We also study the comparison of the energy spectrum between the true system and the model ones. The energy spectrum is defined as:

$$E(k, t) = \frac{1}{2} |u_f(k, t)|^2, \quad (3.2)$$

where  $u_f = \mathcal{F}u$  denotes the Fourier transform of the solution  $u$  with  $k$  as the wavenumber. Here  $|\cdot|$  evaluates the magnitude of a complex number.

Figure 3.3 presents the energy spectrum of the solution  $u$  for the true system and the model ones. The spectrum shows a slope  $k^{-2}$ , which agrees well with [50]. The three trained models are tested with the same resolution ( $dx = 1/1024$ ,  $dt = 0.05$ ). It can be seen that the energy spectrum of the trained models have good agreement with each other, indicating that the resolution-invariance is achieved by the proposed neural dynamical operator. In addition, we can see that the trained models can capture the true spectrum up to a wavenumber of approximately 200 to 300. The main reason for the noticeable difference from the true system for larger wavenumbers is that all three initial conditions are not included in the training data. It is promising to see that the trained models still generalize quite well with all these unseen initial conditions in most wavenumbers and only start to display mismatches for very high wavenumbers.



**Figure 3.3:** Energy spectrum of the true system and the model ones with different test initial conditions (in rows) and at different times (in columns). The index in the three trained models corresponds to the resolution settings in Table 3.1.

### 3.2. Navier–Stokes Equations

We consider the Navier–Stokes equations to study the performance of neural dynamical operator on a 2-D continuous dynamical system. The Navier-Stokes equations are partial differential equations that characterize the conservation of linear momentum in fluid flows [79–82]. The 2-D Navier–Stokes equations written in the form of vorticity are:

$$\begin{aligned} \frac{\partial \omega}{\partial t} &= -u \cdot \nabla \omega + \nu \Delta \omega + f, \\ \nabla \cdot u &= 0, \end{aligned} \tag{3.3}$$

where  $u$  denotes a 2-D velocity vector,  $\omega := \nabla \times u$  represents the vorticity,  $\nu$  is the kinematic viscosity of the fluid, and  $f$  corresponds to a forcing function. Neural dynamical operator aim to learn the operator on the right-hand-side of Eq. (3.3), i.e.,  $\mathcal{G} : \omega \mapsto \frac{\partial \omega}{\partial t}$ . In real applications, the training data generated by simulations may not be with enough high resolution to well capture the true operator  $\mathcal{G}$ , e.g., high Reynolds number wall-bounded turbulent flows, for which resolving the Kolmogorov scales is still infeasible for many real engineering applications. With this example, we demonstrate that the trained neural dynamical operator can still capture the resolved information from a dataset, even with relatively low spatial resolution. However, the trained operator may not well characterize the true continuous operator if the training data is generated by simulations with too coarse spatial resolutions, and thus the prediction results on a higher spatial resolution could lead to larger errors.

The simulation domain is  $\Omega = (0, 1)^2$  with periodic boundary conditions in both x and y directions, and we simulate the system for the time  $t \in [0, L_t]$  with  $L_t = 20$ . The detailed settings are  $dx = 1/256$ ,  $dy = 1/256$ ,  $dt = 10^{-4}$ ,  $\nu = 10^{-3}$ , and  $f = 0.1(\sin(2\pi(x + y)) + \cos(2\pi(x + y)))$ . With initial condition  $\omega(x, y, 0)$  randomly sampled from a 2-D Gaussian random field  $\mathcal{N}(0, 7^{1.5}(-\Delta + 49I)^{-2.5})$ , we perform 1100 simulations in total, with 1000 simulations as training data and the other 100 simulations as test data.

To construct the neural dynamical operator  $\tilde{\mathcal{G}}$ , we use a 2-D FNO as surrogate model with  $k_{\max,1} = 12$ ,  $k_{\max,2} = 12$ ,  $d_v = 32$  for Resolution 1 to 4 and  $k_{\max,1} = 8$ ,  $k_{\max,2} = 8$ ,  $d_v = 24$  for Resolution 5 in Table. 3.2. The neural dynamical operator is trained with  $2 \times 10^4$  epochs, and one simulation from the training dataset serves as one mini-batch data (i.e., 1 training batch in each epoch). The optimizer is Adam with  $10^{-3}$  learning rate and cosine annealing schedule.

We train the neural dynamical operator based on time series data with various spatial-temporal resolutions. The test errors are summarized in Table 3.2: the Test Error (I) is based on the test data of the same resolution  $dx = 1/64$ ,  $dy = 1/64$  and  $dt = 0.2$ , and the Test Error (II) is based on the resolution setting same as each train data. From the Test Error (II), it can be seen that models trained from all resolutions can achieve a small test error and stay at the same order of error magnitude when predicting on a test dataset whose resolution is the same as train data. However, from the Test error (I) in the rows of Resolution 4 and 5, we can see that models trained from a coarse resolution fail to show good performance when testing with higher data resolution. On the other hand, from the Test Error (I) in rows of Resolutions 1 to 3, we can still confirm that

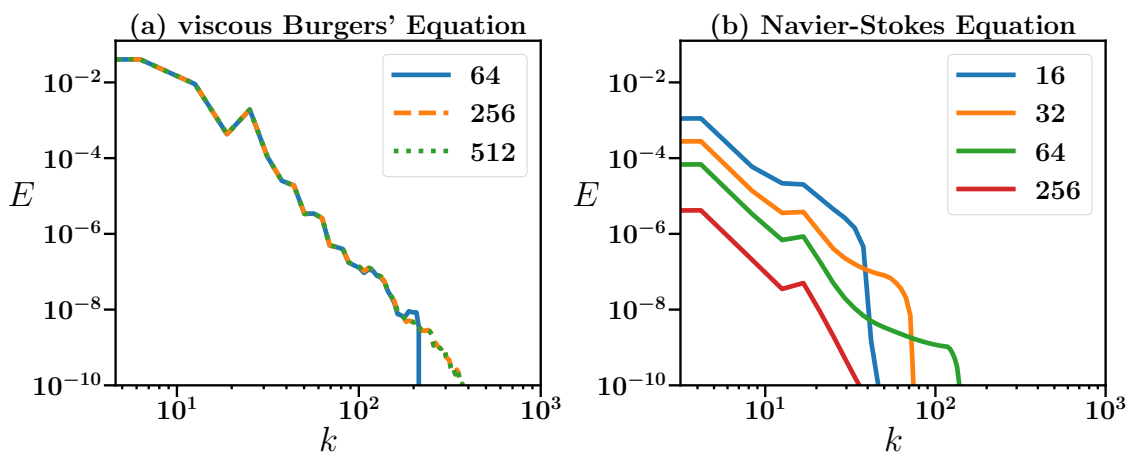


the temporal resolution-invariance property is achieved by the trained dynamical operator.

**Table 3.2:** The test errors of Navier–Stokes equation with various resolution settings for train data. The Test Error (I) is based on the test data of the resolution  $dx = 1/64$ ,  $dy = 1/64$ , and  $dt = 0.2$ , while the Test Error (II) is based on a resolution setting the same as each training data.

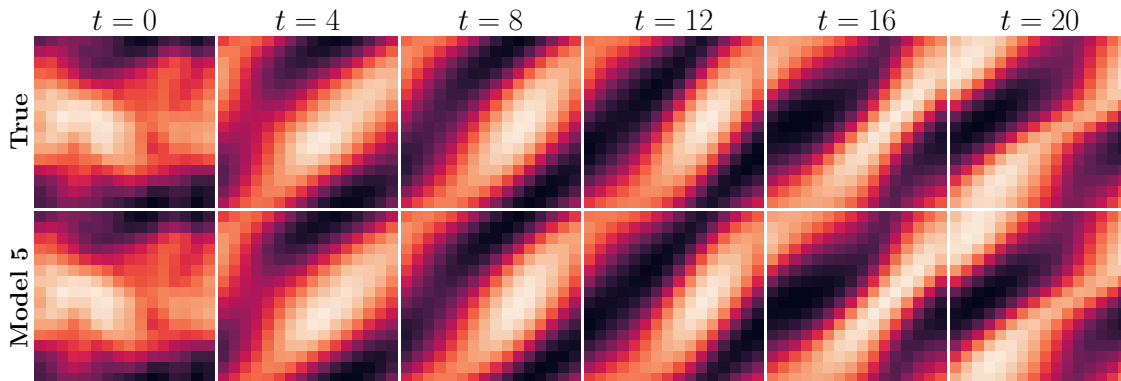
Error \ Resolution	Train Data			Test Error (I)		Test Error (II)	
	$dx$	$dy$	$dt$	Absolute	Relative	Absolute	Relative
Resolution1	1/64	1/64	0.2	2.2011e-04	2.6937e-02	2.2011e-04	2.6937e-02
Resolution2	1/64	1/64	0.4	2.1764e-04	2.6753e-02	2.1739e-04	2.6827e-02
Resolution3	1/64	1/64	1	2.0775e-04	2.6083e-02	2.0591e-04	2.6089e-02
Resolution4	1/32	1/32	0.2	1.3277e-01	5.0054e-01	2.2525e-04	2.7820e-02
Resolution5	1/16	1/16	0.2	3.5572e-01	7.9330e-01	3.1081e-04	3.2806e-02

Figure 3.4 presents the energy spectrum of data of initial condition from 1-D viscous Burgers’ equation and 2-D Navier-Stokes equation with respect to different resolution settings. We can see in Fig. 3.4(a) that the energy spectrum of the viscous Burgers’ equation is similar for most of the wave numbers with different spatial resolutions. However, Fig. 3.4(b) shows more noticeable differences in the energy spectrum of Navier–Stokes equations across the whole range of wave numbers with respect to different spatial resolutions. Unlike spatial discretization of VBE that all the resolution settings provide a consistent result of energy spectrum, the coarse resolution settings of NSE can cause over-estimations of energy in low wave numbers, which indicates that the numerical simulations do not well capture the true dynamical operator. Therefore, the trained models in the VBE example can approximate the true continuous operator and adapt well to the different resolution settings in Table. 3.1, with small test errors when making predictions in a higher spatial resolution. However, in the example of NSE, the trained models from coarse resolution settings in Table 3.2 provide large test errors when making predictions in a higher spatial resolution, mainly due to the information loss in high wave numbers that prevent a good approximation of the true continuous operator.



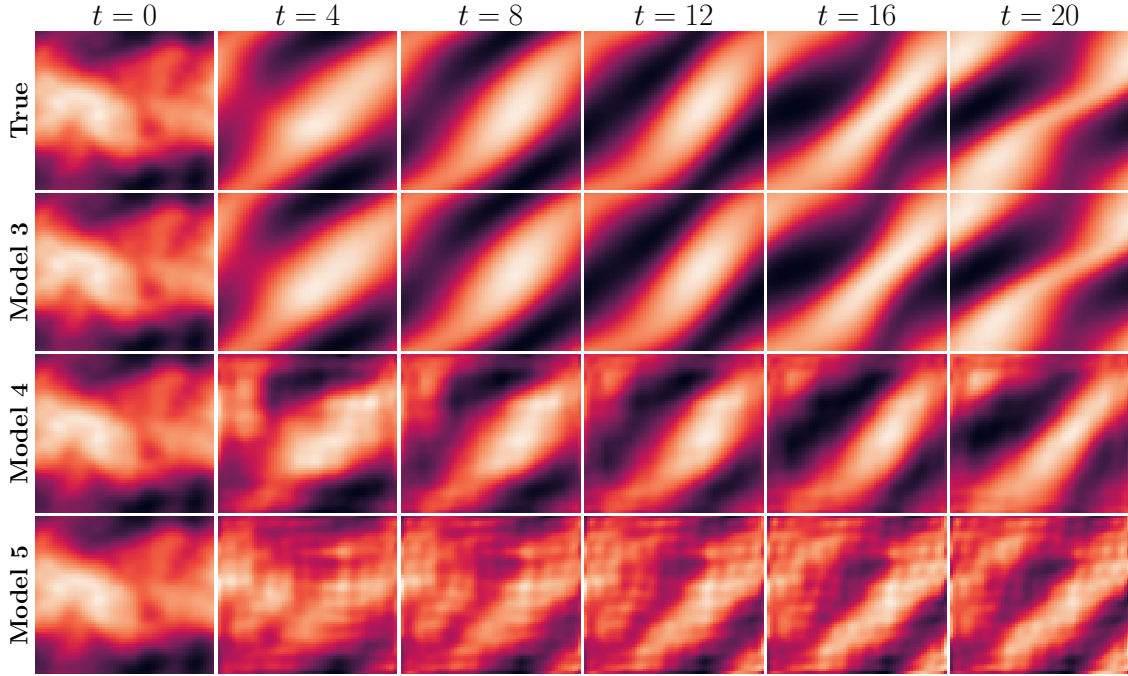
**Figure 3.4:** Energy spectrum of initial condition data of viscous Burgers’ equation and Navier-Stokes equation with respect to different resolution settings in the Table 3.1 and Table 3.2.

In Fig. 3.5, we present the spatial-temporal plots of the solutions with a spatial resolution  $dx = 1/16, dy = 1/16$  for true system and the model trained by Resolution 5 in Table 3.2, with the initial condition sampled from test data. The upper row presents the true solution of  $\omega$ . The lower row corresponds to the prediction from the trained model. We can see that the trained model can capture the overall pattern of the true system in the spatial resolution  $16 \times 16$ . The error between upper and lower in Fig. 3.5 corresponds to the Test Error (II) with Resolution 5 in Table. 3.2. It should be noted that the models trained by other resolutions in Table 3.2 also have good prediction results in the same resolution as the corresponding training data, which are omitted here for simplicity.



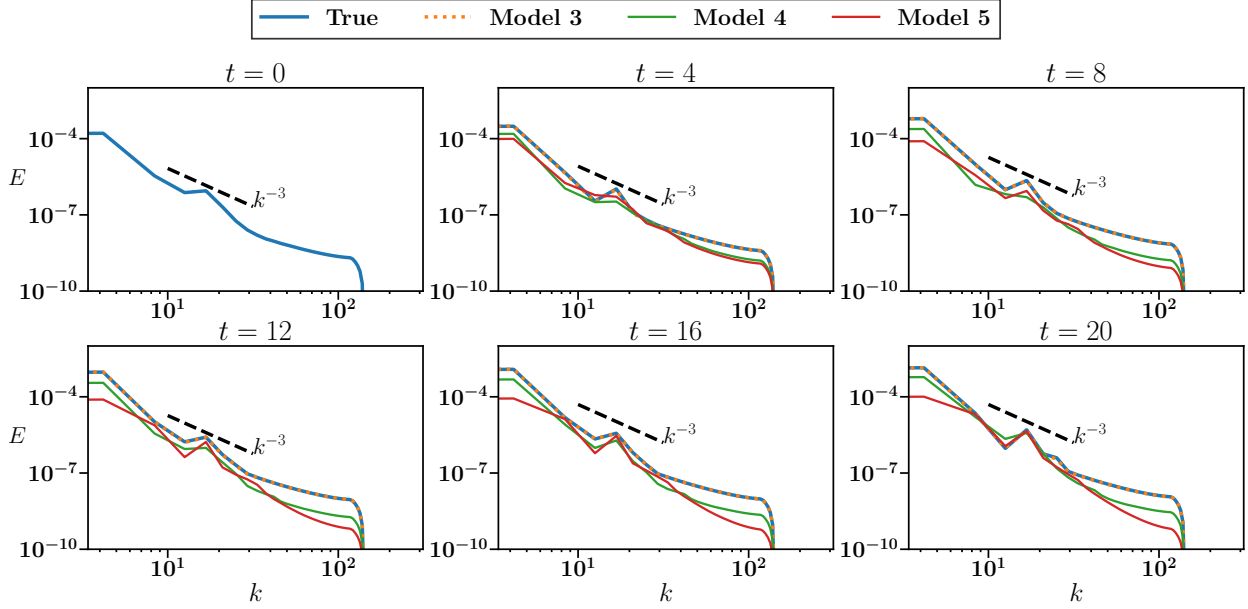
**Figure 3.5:** The spatial-temporal true simulation and model prediction. Upper row: true system with spatial resolution  $16 \times 16$ . Lower row: predictions made by models trained with the data in a spatial resolution  $16 \times 16$  and tested on the data in the same resolution.

We then present the spatial-temporal plots with the spatial resolution  $dx = 1/64, dy = 1/64$  and the temporal resolution  $dt = 0.2$  in Fig. 3.6 for the true system and the prediction results of trained models. The initial condition is the same as the one used in Fig. 3.5 but with a finer resolution  $dx = 1/64, dy = 1/64$ . The first row presents the true solution of  $\omega$ , and the other three rows correspond to the prediction results of the trained models with Resolutions 3, 4 and 5 in Table. 3.1. We can see that only Model 3 in Fig. 3.6 can capture the flow pattern of the true system, while Model 5 displays a noticeable mismatch with the true solution. Compared with Fig. 3.5, we can see that the results of Model 5 show a good performance for test data in spatial resolution  $dx = 1/16, dy = 1/16$  (which is the same as train data), while the prediction results are unsatisfactory for the spatial resolution  $dx = 1/64, dy = 1/64$ . On the other hand, the good prediction results of Model 3 confirm that the trained model is temporal-invariant, i.e. capable of adapting to data with different temporal resolutions even with relatively sparse spatial data.



**Figure 3.6:** The flow of true simulation and model predictions of N-S equation from 0 to 20 time units. The predictions are made by models trained from different resolution settings in Table 3.2.

We further compare the energy spectrum of the solutions between the true system and the trained models in Fig. 3.7. A reference slope  $k^{-3}$  is also included, which corresponds to the empirical decay rate of 2-D turbulence based on experimental data. The three trained models are tested with the same spatial-temporal resolution (i.e.,  $dx = 1/64, dy = 1/64, dt = 0.2$ ). We can see that only the energy spectrum of Model 3 has a good agreement with the true spectrum, while the results of Model 4 and 5 both demonstrate noticeable differences from the true one. It should be noted that the energy spectrum of the prediction results from Model 4 and 5 also do not agree well with the true results in Fig. 3.4(b), which indicates that the trained dynamical operator only based on data in very coarse resolutions may not generalize well to the finer resolutions.



**Figure 3.7:** Energy spectrum of 2-D Navier-Stocks equation simulated with an initial condition from test data at various times.

### 3.3. Kuramoto–Sivashinsky Equation

Kuramoto–Sivashinsky (K-S) equation [83–86] is a fourth-order nonlinear partial differential equation that was originally developed to model diffusive–thermal instabilities in a laminar flame front and features chaotic behavior and rich dynamics, e.g., dissipation and dispersion. The governing equation of the K-S equation is:

$$\frac{\partial u}{\partial t} = -u \frac{\partial u}{\partial x} - \frac{\partial^2 u}{\partial x^2} - \frac{\partial^4 u}{\partial x^4}, \quad (3.4)$$

where  $x \in (0, L_x)$  with periodic boundary conditions,  $t \in [0, L_t]$  and  $u(x, 0)$  is the given initial condition. We aim to learn a neural dynamical operator to approximate the right-hand-side of Eq. (3.4), i.e.,  $\mathcal{G} : u \mapsto \frac{\partial u}{\partial t}$ . In this example, we demonstrate that (i) the trained neural dynamical operator is spatial-temporal resolution-invariant and can provide good short-term prediction, (ii) the trained model based on short-term data can provide a stable long-term simulation with the chaotic behavior being retained qualitatively, and (iii) the model can achieve good performance for both short-term trajectory prediction and long-term statistics matching when trained with a hybrid optimization method.

The simulation settings are  $L_x = 22$ ,  $L_t = 5000$ ,  $dx = 22/1024$ ,  $dt = 0.025$  and the initial condition is  $u(x, 0) = 0.1 \times \cos(x/16) \times (1 + 2 \sin(x/16))$ . We simulate the true system with a single long trajectory, and the first 80% of the trajectory (4000 time units) is used as train data and the remaining 20% (1000 time units) is used as test data.

We first train the model for short-term state prediction by solving the optimization problem in

Eq. (2.3). Two short-term sub-trajectories of 20 time units will be sampled from train time series data to serve as one data batch. The neural dynamical operator  $\tilde{\mathcal{G}}$  is constructed by a FNO model with  $d_v = 64$  and  $k_{\max} = 24$ . We train the model with  $2 \times 10^4$  epochs, and the optimizer is Adam with a learning rate  $10^{-3}$  and cosine annealing schedule.

We train the neural dynamical operator based on short-term time series data with various resolutions in both space and time. The test results are summarized in Table 3.3. The absolute test error is the mean squared error between true and predicted values for 20 time units in test data. The long-term  $D_{\text{KL}}$  is the Kullback–Leibler (KL) divergence (defined in Eq. (3.5)), which quantifies how a probability distribution differs from the other. Given PDF  $p(x)$  from true data and  $\tilde{p}(x)$  from predicted data, the formula for KL divergence of distributions  $\tilde{p}(x)$  from  $p(x)$  is:

$$D_{\text{KL}}(p||\tilde{p}) = \int_{-\infty}^{\infty} p(x) \log\left(\frac{p(x)}{\tilde{p}(x)}\right) dx, \quad (3.5)$$

which is estimated from samples of both distributions based on k-Nearest-Neighbours probability density estimation [87]. In this work, the KL divergence is estimated from true states to predicted states for 1000 time units in test data. Each point in Fig. 3.12 stands for  $D_{\text{KL}}$  from PDF of true data and PDF of predicted data.

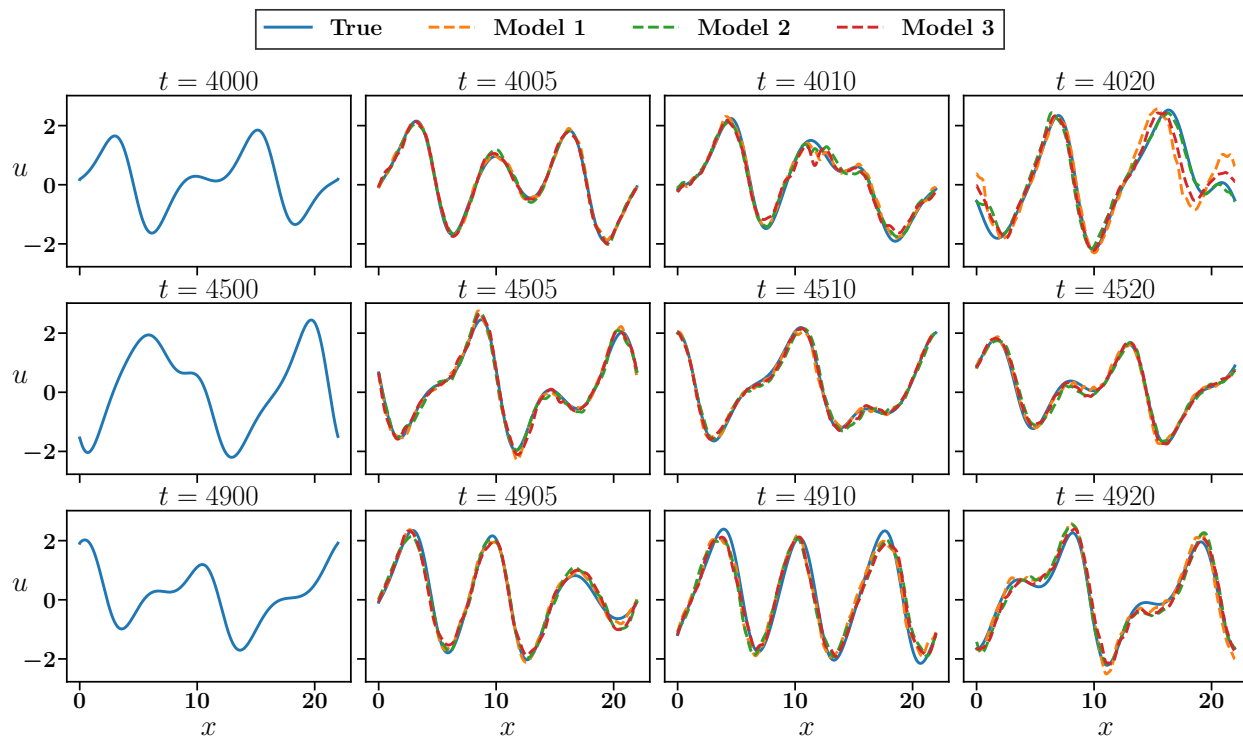
We summarize the short-term test errors and long-term KL divergence for the system state  $u$  in Table 3.3. The Test Error (I) and Long-Term  $D_{\text{KL}}$  (I) are based on the test data of same resolution  $dx = 1/1024$  and  $dt = 0.05$ , and the Test Error (II) and Long-Term  $D_{\text{KL}}$  (II) is based on a resolution setting the same as the one of each train data. By comparing these test errors for trained models on different resolutions, it can be seen that the test error stays at the same order of magnitude when testing on a finer resolution in both space and time, confirming the resolution-invariance property of the trained models. In addition, all trained models lead to stable long-term simulations, which is mainly due to the high wavenumber filtering at each time step of evaluating the neural dynamical operator. More importantly, the stable long-term simulations of the trained models demonstrate small errors in KL divergence of the system state  $u$ , indicating a good quantitative agreement for the long-term prediction of the system state with the initial conditions from the test data. It should be noted that the long-term simulation results could still be inaccurate if the models are solely trained with short-term trajectory data. For instance, the relatively large Long-Term  $D_{\text{KL}}$  (II) in the bottom row of Table 3.3 indicates a less satisfactory long-term prediction performance.

**Table 3.3:** The test errors of Kuramoto–Sivashinsky equation with various resolution settings for train data. The Test Error (I) and Long-Term  $D_{\text{KL}}$  (I) are based on the test data of the resolution  $dx = 22/1024$  and  $dt = 0.25$ , while the Test Error (II) and Long-Term  $D_{\text{KL}}$  (II) are based on a resolution setting the same as each training data.

Error \ Resolution	Train Data		Test Error (I)		Long-Term	Test Error (II)		Long-Term
	$dx$	$dt$	Absolute	Relative	$D_{\text{KL}}$ (I)	Absolute	Relative	$D_{\text{KL}}$ (II)
Resolution1	22/1024	0.5	7.2776e-02	1.5957e-01	1.3887e-02	7.2141e-02	1.5952e-01	1.3577e-02
Resolution2	22/512	1	7.4791e-02	1.7284e-01	1.7160e-02	7.2813e-02	1.7286e-01	4.6603e-02
Resolution3	22/256	2	7.9700e-02	1.8219e-01	0.7336e-02	7.4227e-02	1.8209e-01	17.5672e-02

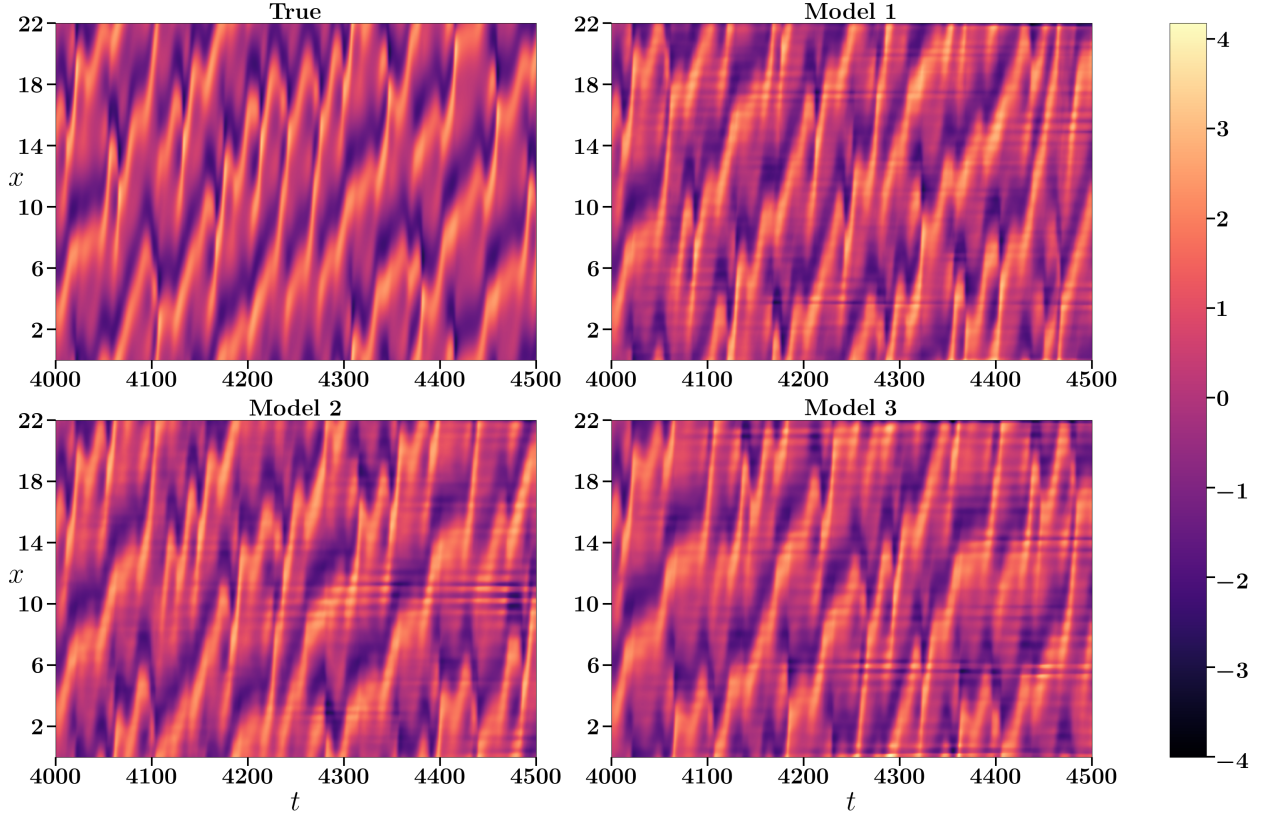
To facilitate a more detailed comparison between the short-term simulations of the true system

and the modeled ones, we present the solution profiles  $u$  in Fig. 3.8 for 20 time units with three initial conditions (i.e.,  $t_0 = 4000, 4500, 4900$ ) sampled from the test data. Each row corresponds to a different test initial condition, and each model corresponds to a resolution setting with the same index in Table 3.3. The trained models are tested with a finer resolution  $dx = 22/1024$  and  $dt = 0.25$ . We can see that the solution profiles of the trained model at various times all have a good agreement with the true solution profiles, with only some small deviation at a few regions. The results in Figs. 3.9 and 3.8 confirm that the trained neural dynamical operator has resolution-invariance in both space and time and also generalizes well to initial conditions from the test data.



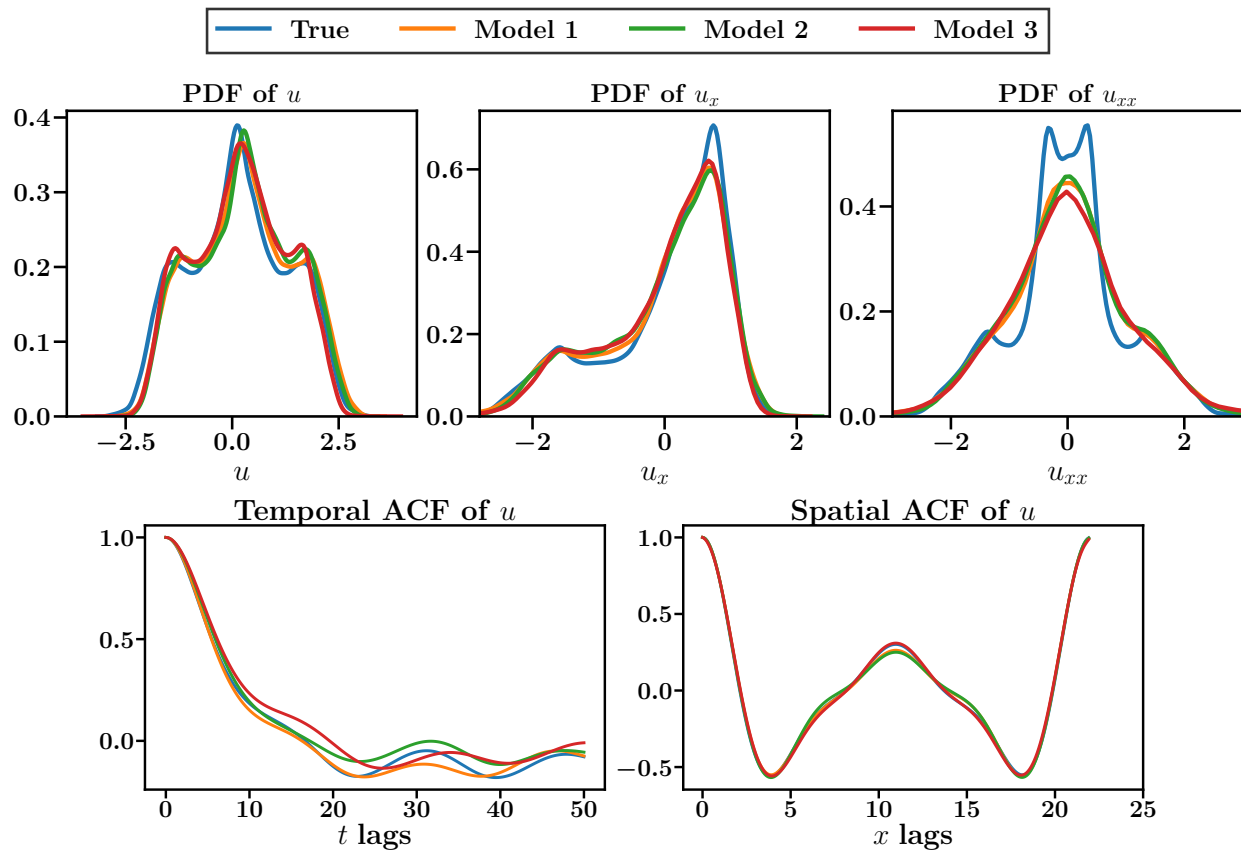
**Figure 3.8:** Solution profiles of the K-S equation for the true system and the model ones with different initial conditions from test data. The model is trained in a coarse resolution ( $dx = 1/64, dt = 0.5$ ) and tested on a finer resolution ( $dx = 1/1024, dt = 0.05$ ).

In Fig. 3.9, we present 500 time units of spatial-temporal solutions from the true system and the modeled ones trained by the short-term time series data (20 time units), with the initial condition sampled from the test data. Considering that the K-S equation is a chaotic system, we would not expect a good quantitative agreement of long-term trajectories between the true system and the modeled one. It can be seen in Fig. 3.9 that the patterns of 500 time units spatial-temporal solution plots demonstrate a good qualitative agreement with the true system, even though the models are trained with much shorter trajectories of the system state.



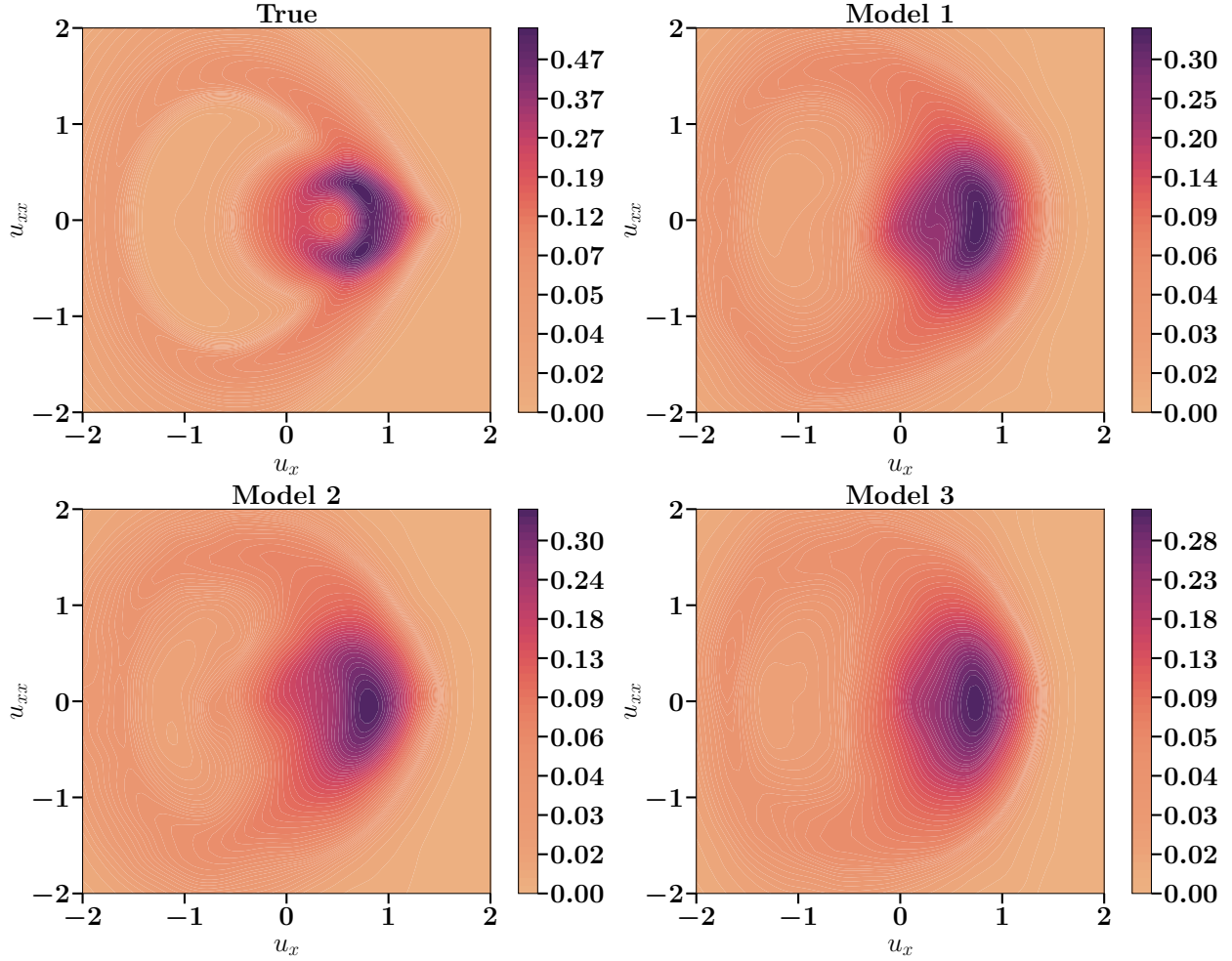
**Figure 3.9:** The 500s spatial-temporal solutions of Kuramoto–Sivashinsky equation. True: the solution simulated from the true system. Model: trained models from three different resolutions with the same test data resolution ( $dx = 22/1024, dt = 0.25$ ). The index in the three trained models corresponds to the resolution settings in Table 3.3.

We further examine the statistical properties of long-term solutions from true and model systems in Fig. 3.10. Based on the true simulations and predictions for 1000 time units, we compare the probability density function (PDF) of the system state  $u$ , first-order spatial derivative  $u_x$ , second-order spatial derivative  $u_{xx}$ , and spatial and temporal auto-correlation function (ACF) of  $u$ . We can find that the PDF of state  $u$  and its first spatial derivative from long-term prediction can match the true simulation well, while the PDF of the second spatial derivative  $u_{xx}$  from the modeled systems show a less satisfactory agreement with the true one. Although the mean and variance of  $u_{xx}$  from each modeled system are still close to the true one, however, the PDFs of the modeled systems are less peaked around the mean, which indicates a lower kurtosis. Also, the temporal and spatial ACF of state  $u$  show a similar pattern between predicted and true values, indicating a stable long-term prediction by trained models with similar statistical properties. In Fig. 3.11, we also show the joint probability density function of  $(u_x, u_{xx})$  for the long-term (1000 time units) simulation from true system and modeled systems with the same resolution  $dx = 22/1024, dt = 0.25$ . Compared with the joint PDF from true simulation, even though the joint PDF from model predictions have a relatively lower maximum density and spread more out, their overall pattern are still qualitatively similar to the true system.



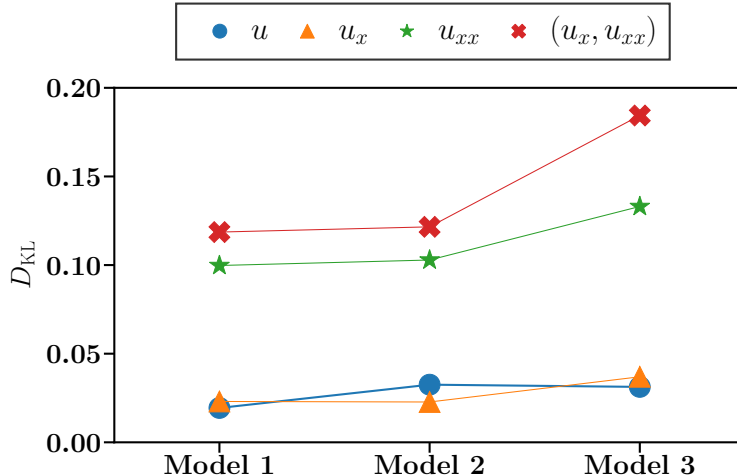
**Figure 3.10:** Probability density function and auto-correlation function of long-term (1000 time units) true simulation and model predictions for Kuramoto–Sivashinsky equation in test data. Upper: probability density function of state  $u$ , first spatial derivative  $u_x$  and second spatial derivative  $u_{xx}$ . Below: temporal and spatial auto-correlation function of state  $u$ .





**Figure 3.11:** Joint probability density function of first spatial derivative and second spatial derivative  $(u_x, u_{xx})$  for long-term (1000 time units) simulations from true and modeled systems in test data. The model systems are trained by resolution settings in Table. 3.3 and tested on the resolution  $dx = 22/1024, dx = 0.25$ .

Besides the qualitative visualization of those probability density functions, the KL divergence from PDFs of true data to PDFs of model predictions are calculated and summarized in Fig. 3.12. The KL divergence results include  $u, u_x, u_{xx}$  and  $(u_x, u_{xx})$  and show small values for all the trained models with different training resolutions, demonstrating the resolution-invariance property of trained neural dynamical operator even in long-term predictions. Note that the KL divergence of  $u_{xx}$  is slightly higher for the model with the coarsest training data (i.e., Model 3), which is mainly because the high-order derivatives are more challenging to predict well in the long term.



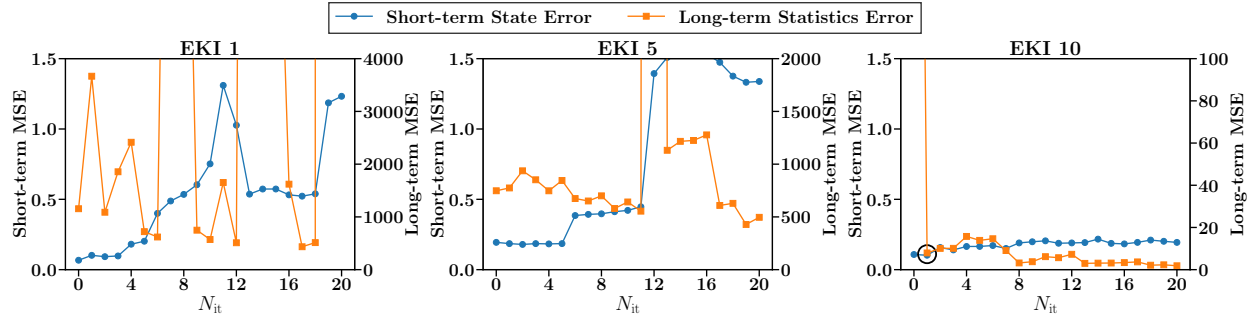
**Figure 3.12:** Summary of KL Divergence between PDFs from 1000 time units simulation from true system and modeled system. Those PDFs and joint PDF includes  $u$ ,  $u_x$ ,  $u_{xx}$ , and  $(u_x, u_{xx})$ .

To make the models better capture the long-term statistics, we retrain the models by jointly solving optimization problem Eq. (2.3) and (2.4) with hybrid optimization training method described in Section 2.6. We take the pre-trained Model 3 (i.e., the model trained with the Resolution 3 in Table. 3.3) as an example and focus on the test performance with the same resolution, for which the long-term  $D_{KL}$  in Table 3.3 shows a relatively large error. The forward map in Eq. (2.16) of EKI is constructed by the composition of three components: (i) long-term simulation (1000 time units) of the model with neural dynamical operator at the test resolution (i.e.,  $dx = 22/256$  and  $dt = 2$ ), (ii) calculating the second-order spatial derivative  $u_{xx}$  from the simulated system state  $u$ , and (iii) calculating the kurtosis of  $u_{xx}$ .

Starting with the pre-trained Model 3 in Table 3.3, the hybrid optimization updates the neural dynamical operator by alternating the short-term trajectory matching via gradient-based optimization (i.e., Adam optimizer in this work) and the long-term statistics matching via derivative-free optimization (i.e., EKI in this work). More details about the hybrid optimization algorithm have been summarized in Algorithm 1. The training epochs of the gradient-based optimization is chosen as 3000 and the training epochs of EKI is chosen as 10, which means that all the trainable parameters in the neural dynamical operator will be updated by one EKI training epoch after every 300 epochs of the gradient-based optimization. The learning rate of the Adam optimizer is set as  $10^{-4}$ , considering that we are tuning a well-trained model at the beginning. In each EKI epoch,  $N_{it} = 20$  iterations will be performed with an ensemble size  $J = 100$ .

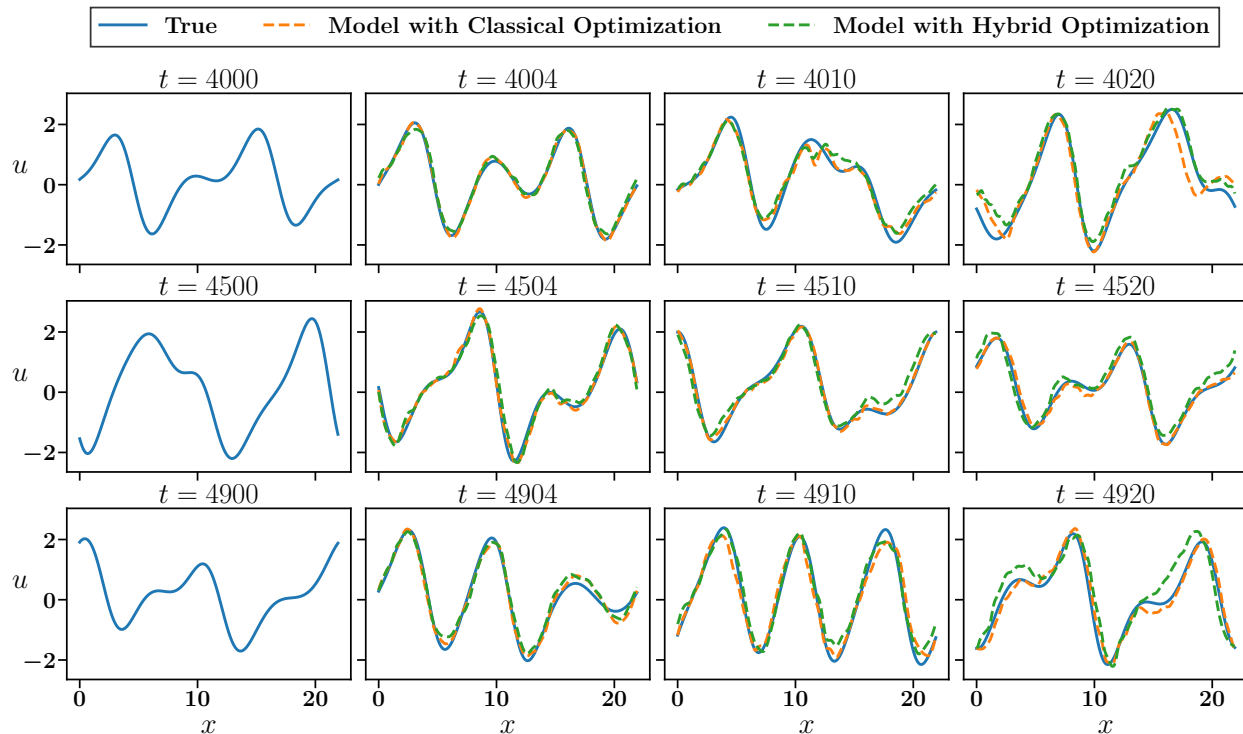
We present the error history during the EKI updating in Fig. 3.13. The short-term error is the mean squared error for short-term (20 time units) system state trajectory, while the long-term error is the mean squared error of the kurtosis of  $u_{xx}$  from long-term (1000 time units) simulations. We can see that there is a trade-off between short-term state error and long-term statistics error in each EKI epoch, mainly because each EKI epoch only focuses on long-term statistics matching in the proposed hybrid optimization method. Although the short-term error tends to increase within each EKI epoch, the subsequent epochs of gradient-based optimization with short-term trajectory

matching would keep tuning the neural dynamical operator such that a smaller short-term error is achieved. With the EKI loss training history, we selected the parameters trained after one iteration in 10<sup>th</sup> EKI epoch, highlighted by the black circle in the third column of Fig. 3.13.



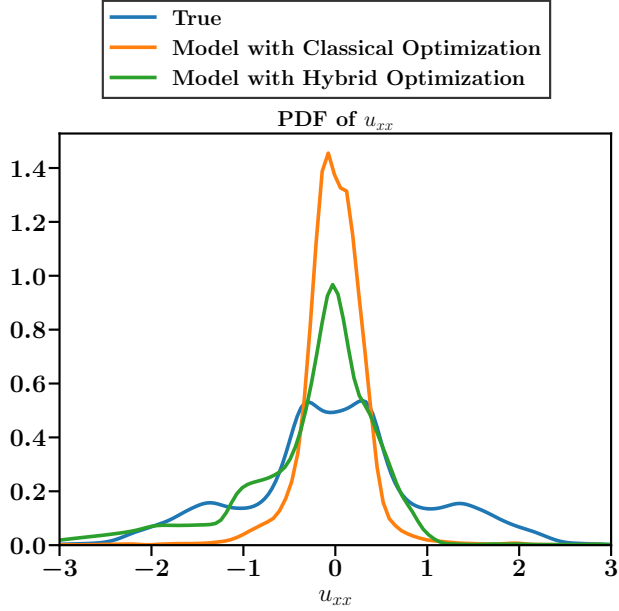
**Figure 3.13:** Long-term and short-term error history of the EKI epochs #1, #5, #10 in the hybrid optimization. In each EKI epoch, the parameters will be updated 20 iterations based on Eq. (2.14). The 0-th iteration is the error of the model updated by the previous gradient-based optimization epochs.

The short-term solution profiles from the simulation of the true system and predictions of models with classical and hybrid optimization schemes are presented in Fig. 3.14. The simulation of the true system has the resolution  $dx = 22/256, dt = 2$ , and both models are also trained with the resolution  $dx = 22/256, dt = 2$  and test on the same resolution. The three initial conditions are from test data the same as Fig. 3.8. From the comparison of solution profiles starting with those initial conditions in Fig. 3.14, we can find that short-term predictions from both models are similar to the true solution profiles with the original Model 3, which is trained solely with classical optimization and performs slightly better in short-term predictions than the model with hybrid optimization. More specifically, the absolute and relative short-term state errors of the model with classical optimization are 0.07423 and 0.1821, which corresponds to Test Error (II) of resolution3 in Table. 3.3, while the errors of the model with hybrid optimization are 0.1138 and 0.2422, respectively.



**Figure 3.14:** Solution profiles of the K-S equation for the true system, model trained with classical optimization, and model trained via hybrid optimization with different initial conditions in test data. Both models are trained with data resolution ( $dx = 22/256$ ,  $dt = 2$ ) and tested on the same resolution.

With a similar performance of short-term prediction as Model 3 with classical optimization, hybrid optimization can lead to better long-term statistics as presented in Fig. 3.15. The kurtosis of  $u_{xx}$  is 32.3 for 1000 time units simulation of the pre-trained Model 3, which is solely trained with short-term trajectory data. It should be noted that the kurtosis of  $u_{xx}$  from the true system is 0.15, and the Model 3 trained with the proposed hybrid optimization method provides a kurtosis value of 2.97, which has a much better agreement with the true value. We present the probability density distribution of the second spatial derivative  $u_{xx}$  for 1000 time units test data from the true system and the results of the two trained models in Fig. 3.15. The tail part of the PDF from the model with hybrid optimization is thicker than the model with classical optimization and is more in line with the true PDF. This improvement contributed by the hybrid optimization approach indicates that the trained model is more capable of predicting the higher-order statistics of the true system, e.g., extreme events that are of interest in science (e.g., extreme weather/climate) and engineering (e.g., responses of materials or energy systems with extreme loads) applications. As shown in Fig. 3.13, the highlighted point in the 10<sup>th</sup> is not the only choice of the trained model. To demonstrate the robustness of the proposed hybrid optimization approach, trained models correspond to some other points presented in Appendix B.



**Figure 3.15:** Probability density function of second spatial derivative  $u_{xx}$  from long-term (1000 time units) simulation of true system, model trained with classical optimization and model trained with hybrid optimization in test data. Both models are trained with data resolution ( $dx = 22/256$ ,  $dt = 2$ ) and tested on the same resolution.

## 4. Conclusion

A recent trend of data-driven modeling is to formulate the problem in its continuous form, which facilitates a more flexible use of data in general. The merits of existing spatially continuous models (e.g., operator learning) and temporally continuous models (e.g., neural ODE) have been demonstrated in many science and engineering applications. In this work, we present a data-driven modeling framework that learns a continuous spatial-temporal model based on the techniques of operator learning and neural ODE. More specifically, we focus on the learning of the dynamical operator and demonstrate that the learned model is resolution-invariance in both space and time. We also show that the learned model can provide stable long-term simulations, even if the training data only contains short-term time series of true system states. In addition, we propose a hybrid optimization scheme that leverages both gradient-based and derivative-free methods and efficiently combines the use of short-term time series and long-term statistics in training the model. The proposed framework is studied based on three classical examples governed by partial differential equations, including the viscous Burgers' equation, the Navier–Stokes equation, and the Kuramoto–Sivashinsky equation. The results show that: (i) the trained model has resolution-invariance with respect to both spatial and temporal discretizations, and (ii) the hybrid optimization scheme ensures a good performance of the trained model in both matching short-term trajectories and capturing long-term system behaviors.

## Acknowledgments

J.W. and C.C. are supported by the University of Wisconsin-Madison, Office of the Vice Chancellor for Research and Graduate Education with funding from the Wisconsin Alumni Research Foundation.

## Data Availability

The data that support the findings of this study are available from the corresponding author upon reasonable request. The codes and examples that support the findings of this study are available in the link: <https://github.com/ChuanqiChenCC/Continuous-Spatial-Temporal-Model>.

## References

- [1] Adrian E Gill. *Atmosphere-ocean dynamics*, volume 30. Academic press, 1982.
- [2] Harindra JS Fernando. Turbulent mixing in stratified fluids. *Annual Review of Fluid Mechanics*, 23(1):455–493, 1991.
- [3] Geoffrey K Vallis. *Atmospheric and oceanic fluid dynamics*. Cambridge University Press, 2017.
- [4] Paul E Dimotakis. Turbulent mixing. *Annu. Rev. Fluid Mech.*, 37:329–356, 2005.
- [5] Guanya Shi, Xichen Shi, Michael O’Connell, Rose Yu, Kamyar Azizzadenesheli, Animashree Anandkumar, Yisong Yue, and Soon-Jo Chung. Neural lander: Stable drone landing control using learned dynamics. In *2019 International Conference on Robotics and Automation (ICRA)*, pages 9784–9790. IEEE, 2019.
- [6] Steven L Brunton, Joshua L Proctor, and J Nathan Kutz. Discovering governing equations from data by sparse identification of nonlinear dynamical systems. *Proceedings of the National Academy of Sciences*, 113(15):3932–3937, 2016.
- [7] J Nathan Kutz, Steven L Brunton, Bingni W Brunton, and Joshua L Proctor. *Dynamic mode decomposition: data-driven modeling of complex systems*. SIAM, 2016.
- [8] Jian-Xun Wang, Jin-Long Wu, and Heng Xiao. Physics-informed machine learning approach for reconstructing Reynolds stress modeling discrepancies based on DNS data. *Physical Review Fluids*, 2(3):034603, 2017.
- [9] Jin-Long Wu, Heng Xiao, and Eric Paterson. Physics-informed machine learning approach for augmenting turbulence models: A comprehensive framework. *Physical Review Fluids*, 3(7):074602, 2018.
- [10] Karthik Duraisamy, Gianluca Iaccarino, and Heng Xiao. Turbulence modeling in the age of data. *Annual Review of Fluid Mechanics*, 51:357–377, 2019.

- [11] Steven L Brunton, Bernd R Noack, and Petros Koumoutsakos. Machine learning for fluid mechanics. *Annual Review of Fluid Mechanics*, 52:477–508, 2020.
- [12] Tapio Schneider, Andrew M Stuart, and Jin-Long Wu. Learning stochastic closures using ensemble Kalman inversion. *Transactions of Mathematics and Its Applications*, 5(1):tnab003, 2021.
- [13] Abhinav Gupta and Pierre FJ Lermusiaux. Neural closure models for dynamical systems. *Proceedings of the Royal Society A*, 477(2252):20201004, 2021.
- [14] Steven L Brunton and J Nathan Kutz. *Data-driven science and engineering: Machine learning, dynamical systems, and control*. Cambridge University Press, 2022.
- [15] Nan Chen and Yinling Zhang. A causality-based learning approach for discovering the underlying dynamics of complex systems from partial observations with stochastic parameterization. *Physica D: Nonlinear Phenomena*, 449:133743, 2023.
- [16] Chuanqi Chen, Nan Chen, and Jin-Long Wu. CEBoosting: Online sparse identification of dynamical systems with regime switching by causation entropy boosting. *arXiv preprint arXiv:2304.07863*, 2023.
- [17] Yann LeCun, Bernhard Boser, John Denker, Donnie Henderson, Richard Howard, Wayne Hubbard, and Lawrence Jackel. Handwritten digit recognition with a back-propagation network. *Advances in Neural Information Processing Systems*, 2, 1989.
- [18] Yann LeCun, Léon Bottou, Yoshua Bengio, and Patrick Haffner. Gradient-based learning applied to document recognition. *Proceedings of the IEEE*, 86(11):2278–2324, 1998.
- [19] Ken-ichi Funahashi and Yuichi Nakamura. Approximation of dynamical systems by continuous time recurrent neural networks. *Neural Networks*, 6(6):801–806, 1993.
- [20] Sepp Hochreiter and Jürgen Schmidhuber. Long short-term memory. *Neural Computation*, 9(8):1735–1780, 1997.
- [21] Herbert Jaeger. The “echo state” approach to analysing and training recurrent neural networks-with an erratum note. *Bonn, Germany: German National Research Center for Information Technology GMD Technical Report*, 148(34):13, 2001.
- [22] Wolfgang Maass, Thomas Natschläger, and Henry Markram. Real-time computing without stable states: A new framework for neural computation based on perturbations. *Neural Computation*, 14(11):2531–2560, 2002.
- [23] Nils P Wedi, Inna Polichtchouk, Peter Dueben, Valentine G Anantharaj, Peter Bauer, Souhail Boussetta, Philip Browne, Willem Deconinck, Wayne Gaudin, Ioan Hadade, et al. A baseline for global weather and climate simulations at 1 km resolution. *Journal of Advances in Modeling Earth Systems*, 12(11):e2020MS002192, 2020.
- [24] Fernando Porté-Agel, Yu-Ting Wu, Hao Lu, and Robert J Conzemius. Large-eddy simulation of atmospheric boundary layer flow through wind turbines and wind farms. *Journal of Wind Engineering and Industrial Aerodynamics*, 99(4):154–168, 2011.

- [25] Hao Lu and Fernando Porté-Agel. Large-eddy simulation of a very large wind farm in a stable atmospheric boundary layer. *Physics of Fluids*, 23(6):065101, 2011.
- [26] Zongyi Li, Nikola Borislavov Kovachki, Kamyar Azizzadenesheli, Burigede liu, Kaushik Bhattacharya, Andrew Stuart, and Anima Anandkumar. Fourier neural operator for parametric partial differential equations. In *International Conference on Learning Representations*, 2021.
- [27] Nikola Kovachki, Zongyi Li, Burigede Liu, Kamyar Azizzadenesheli, Kaushik Bhattacharya, Andrew Stuart, and Anima Anandkumar. Neural operator: Learning maps between function spaces with applications to PDEs. *Journal of Machine Learning Research*, 24(89):1–97, 2023.
- [28] Anima Anandkumar, Kamyar Azizzadenesheli, Kaushik Bhattacharya, Nikola Kovachki, Zongyi Li, Burigede Liu, and Andrew Stuart. Neural operator: Graph kernel network for partial differential equations. In *ICLR 2020 Workshop on Integration of Deep Neural Models and Differential Equations*, 2020.
- [29] Zongyi Li, Nikola Kovachki, Kamyar Azizzadenesheli, Burigede Liu, Andrew Stuart, Kaushik Bhattacharya, and Anima Anandkumar. Multipole graph neural operator for parametric partial differential equations. *Advances in Neural Information Processing Systems*, 33:6755–6766, 2020.
- [30] Lu Lu, Pengzhan Jin, and George Em Karniadakis. Deeponet: Learning nonlinear operators for identifying differential equations based on the universal approximation theorem of operators. *arXiv preprint arXiv:1910.03193*, 2019.
- [31] Lu Lu, Pengzhan Jin, Guofei Pang, Zhongqiang Zhang, and George Em Karniadakis. Learning nonlinear operators via DeepONet based on the universal approximation theorem of operators. *Nature Machine Intelligence*, 3(3):218–229, 2021.
- [32] Gaurav Gupta, Xiongye Xiao, and Paul Bogdan. Multiwavelet-based operator learning for differential equations. *Advances in Neural Information Processing Systems*, 34:24048–24062, 2021.
- [33] Dhruv Patel, Deep Ray, Michael RA Abdelmalik, Thomas JR Hughes, and Assad A Oberai. Variationally mimetic operator networks. *arXiv preprint arXiv:2209.12871*, 2022.
- [34] Lu Lu, Xuhui Meng, Shengze Cai, Zhiping Mao, Somdatta Goswami, Zhongqiang Zhang, and George Em Karniadakis. A comprehensive and fair comparison of two neural operators (with practical extensions) based on fair data. *Computer Methods in Applied Mechanics and Engineering*, 393:114778, 2022.
- [35] Lianghao Cao, Thomas O’Leary-Roseberry, Prashant K Jha, J Tinsley Oden, and Omar Ghattas. Residual-based error correction for neural operator accelerated infinite-dimensional Bayesian inverse problems. *Journal of Computational Physics*, 486:112104, 2023.



- [36] Zongyi Li, Hongkai Zheng, Nikola Kovachki, David Jin, Haoxuan Chen, Burigede Liu, Kamyar Azizzadenesheli, and Anima Anandkumar. Physics-informed neural operator for learning partial differential equations. *arXiv preprint arXiv:2111.03794*, 2021.
- [37] Sifan Wang, Hanwen Wang, and Paris Perdikaris. Learning the solution operator of parametric partial differential equations with physics-informed DeepONets. *Science Advances*, 7(40):eabi8605, 2021.
- [38] Thomas O’Leary-Roseberry, Peng Chen, Umberto Villa, and Omar Ghattas. Derivate informed neural operator: An efficient framework for high-dimensional parametric derivative learning. *arXiv preprint arXiv:2206.10745*, 2022.
- [39] Zongyi Li, Daniel Zhengyu Huang, Burigede Liu, and Anima Anandkumar. Fourier neural operator with learned deformations for PDEs on general geometries. *arXiv preprint arXiv:2207.05209*, 2022.
- [40] Guang Lin, Christian Moya, and Zecheng Zhang. Learning the dynamical response of nonlinear non-autonomous dynamical systems with deep operator neural networks. *Engineering Applications of Artificial Intelligence*, 125:106689, 2023.
- [41] Liu Yang, Siting Liu, Tingwei Meng, and Stanley J Osher. In-context operator learning with data prompts for differential equation problems. *Proceedings of the National Academy of Sciences*, 120(39):e2310142120, 2023.
- [42] Yuxuan Liu, Zecheng Zhang, and Hayden Schaeffer. Prose: Predicting operators and symbolic expressions using multimodal transformers. *arXiv preprint arXiv:2309.16816*, 2023.
- [43] Ricky TQ Chen, Yulia Rubanova, Jesse Bettencourt, and David K Duvenaud. Neural ordinary differential equations. *Advances in Neural Information Processing Systems*, 31, 2018.
- [44] Woojin Cho, Seunghyeon Cho, Hyundong Jin, Jinsung Jeon, Kookjin Lee, Sanghyun Hong, Dongeun Lee, Jonghyun Choi, and Noseong Park. When neural ODEs meet neural operators. 2022.
- [45] W. Weinan. A proposal on machine learning via dynamical systems. *Communications in Mathematics and Statistics*, 5(1):1–11, 2017.
- [46] Romit Maulik, Arvind Mohan, Bethany Lusch, Sandeep Madireddy, Prasanna Balaprakash, and Daniel Livescu. Time-series learning of latent-space dynamics for reduced-order model closure. *Physica D: Nonlinear Phenomena*, 405:132368, 2020.
- [47] Gavin D Portwood, Peetak P Mitra, Mateus Dias Ribeiro, Tan Minh Nguyen, Balasubramanya T Nadiga, Juan A Saenz, Michael Chertkov, Animesh Garg, Anima Anandkumar, Andreas Dengel, et al. Turbulence forecasting via neural ODE. *arXiv preprint arXiv:1911.05180*, 2019.
- [48] Alec J Linot and Michael D Graham. Data-driven reduced-order modeling of spatiotemporal chaos with neural ordinary differential equations. *Chaos: An Interdisciplinary Journal of Nonlinear Science*, 32(7):073110, 2022.

- [49] Franck Djeumou, Cyrus Neary, Eric Goubault, Sylvie Putot, and Ufuk Topcu. Neural networks with physics-informed architectures and constraints for dynamical systems modeling. In *Learning for Dynamics and Control Conference*, pages 263–277. PMLR, 2022.
- [50] Alec J Linot, Joshua W Burby, Qi Tang, Prasanna Balaprakash, Michael D Graham, and Romit Maulik. Stabilized neural ordinary differential equations for long-time forecasting of dynamical systems. *Journal of Computational Physics*, 474:111838, 2023.
- [51] Adam Paszke, Sam Gross, Soumith Chintala, Gregory Chanan, Edward Yang, Zachary DeVito, Zeming Lin, Alban Desmaison, Luca Antiga, and Adam Lerer. Automatic differentiation in pytorch. 2017.
- [52] Atilim Gunes Baydin, Barak A Pearlmutter, Alexey Andreyevich Radul, and Jeffrey Mark Siskind. Automatic differentiation in machine learning: a survey. *Journal of Machine Learning Research*, 18:1–43, 2018.
- [53] Charles C Margossian. A review of automatic differentiation and its efficient implementation. *Wiley Interdisciplinary Reviews: Data Mining and Knowledge Discovery*, 9(4):e1305, 2019.
- [54] Qiqi Wang, Rui Hu, and Patrick Blonigan. Least squares shadowing sensitivity analysis of chaotic limit cycle oscillations. *Journal of Computational Physics*, 267:210–224, 2014.
- [55] Marco A Iglesias, Kody JH Law, and Andrew M Stuart. Ensemble Kalman methods for inverse problems. *Inverse Problems*, 29(4):045001, 2013.
- [56] Jin-Long Wu, Matthew E Levine, Tapio Schneider, and Andrew Stuart. Learning about structural errors in models of complex dynamical systems. *arXiv preprint arXiv:2401.00035*, 2023.
- [57] Claudia Schillings and Andrew M Stuart. Analysis of the ensemble Kalman filter for inverse problems. *SIAM Journal on Numerical Analysis*, 55(3):1264–1290, 2017.
- [58] Zhiyan Ding and Qin Li. Ensemble Kalman inversion: mean-field limit and convergence analysis. *Statistics and Computing*, 31:1–21, 2021.
- [59] Edoardo Calvello, Sebastian Reich, and Andrew M Stuart. Ensemble Kalman methods: A mean field perspective. *arXiv preprint arXiv:2209.11371*, 2022.
- [60] David J Albers, Paul-Adrien Blancquart, Matthew E Levine, Elnaz Esmaeilzadeh Seylabi, and Andrew Stuart. Ensemble Kalman methods with constraints. *Inverse Problems*, 35(9):095007, 2019.
- [61] Neil K Chada, Andrew M Stuart, and Xin T Tong. Tikhonov regularization within ensemble Kalman inversion. *SIAM Journal on Numerical Analysis*, 58(2):1263–1294, 2020.
- [62] Tapio Schneider, Andrew M Stuart, and Jin-Long Wu. Ensemble Kalman inversion for sparse learning of dynamical systems from time-averaged data. *Journal of Computational Physics*, 470:111559, 2022.

- [63] Yoonsang Lee.  $l_p$  regularization for ensemble Kalman inversion. *SIAM Journal on Scientific Computing*, 43(5):A3417–A3437, 2021.
- [64] Xin-Lei Zhang, Carlos Michelén-Ströfer, and Heng Xiao. Regularized ensemble Kalman methods for inverse problems. *Journal of Computational Physics*, 416:109517, 2020.
- [65] Alfredo Garbuno-Inigo, Franca Hoffmann, Wuchen Li, and Andrew M Stuart. Interacting Langevin diffusions: Gradient structure and ensemble Kalman sampler. *SIAM Journal on Applied Dynamical Systems*, 19(1):412–441, 2020.
- [66] Daniel Zhengyu Huang, Tapio Schneider, and Andrew M Stuart. Iterated Kalman methodology for inverse problems. *Journal of Computational Physics*, 463:111262, 2022.
- [67] Lucas Böttcher. Gradient-free training of neural ODEs for system identification and control using ensemble Kalman inversion. *arXiv preprint arXiv:2307.07882*, 2023.
- [68] Geir Evensen. Sequential data assimilation with a nonlinear quasi-geostrophic model using Monte Carlo methods to forecast error statistics. *Journal of Geophysical Research: Oceans*, 99(C5):10143–10162, 1994.
- [69] Geir Evensen. The ensemble Kalman filter: Theoretical formulation and practical implementation. *Ocean Dynamics*, 53:343–367, 2003.
- [70] Geir Evensen et al. *Data assimilation: the ensemble Kalman filter*, volume 2. Springer, 2009.
- [71] Nikola B Kovachki and Andrew M Stuart. Ensemble Kalman inversion: a derivative-free technique for machine learning tasks. *Inverse Problems*, 35(9):095005, 2019.
- [72] Johannes Martinus Burgers. A mathematical model illustrating the theory of turbulence. *Advances in Applied Mechanics*, 1:171–199, 1948.
- [73] Eberhard Hopf. The partial differential equation  $u_t + uu_x = \mu_{xx}$ . *Communications on Pure and Applied mathematics*, 3(3):201–230, 1950.
- [74] Jérémie Bec and Konstantin Khanin. Burgers turbulence. *Physics Reports*, 447(1-2):1–66, 2007.
- [75] Mehran Kardar, Giorgio Parisi, and Yi-Cheng Zhang. Dynamic scaling of growing interfaces. *Physical Review Letters*, 56(9):889, 1986.
- [76] E Weinan, Konstantin Khanin, Alexander Mazel, and Ya Sinai. Invariant measures for Burgers equation with stochastic forcing. *Annals of Mathematics*, pages 877–960, 2000.
- [77] Dirk Helbing. Traffic and related self-driven many-particle systems. *Reviews of Modern Physics*, 73(4):1067, 2001.
- [78] Takashi Nagatani. The physics of traffic jams. *Reports on Progress in Physics*, 65(9):1331, 2002.
- [79] Claude Navier. *Mémoire sur les lois du mouvement des fluides*. éditeur inconnu, 1822.

- [80] Alexandre Joel Chorin. Numerical solution of the Navier-Stokes equations. *Mathematics of Computation*, 22(104):745–762, 1968.
- [81] David J Acheson. Elementary fluid dynamics, 1991.
- [82] Roger Temam. *Navier-Stokes equations: theory and numerical analysis*, volume 343. American Mathematical Soc., 2001.
- [83] Yoshiki Kuramoto and Toshio Tsuzuki. Persistent propagation of concentration waves in dissipative media far from thermal equilibrium. *Progress of Theoretical Physics*, 55(2):356–369, 1976.
- [84] Gi Siv Ashinsky. Nonlinear analysis of hydrodynamic instability in laminar flames—I. Derivation of basic equations. In *Dynamics of Curved Fronts*, pages 459–488. Elsevier, 1988.
- [85] James M Hyman and Basil Nicolaenko. The Kuramoto-Sivashinsky equation: a bridge between PDE’S and dynamical systems. *Physica D: Nonlinear Phenomena*, 18(1-3):113–126, 1986.
- [86] Ioannis G Kevrekidis, Basil Nicolaenko, and James C Scovel. Back in the saddle again: a computer assisted study of the Kuramoto–Sivashinsky equation. *SIAM Journal on Applied Mathematics*, 50(3):760–790, 1990.
- [87] Qing Wang, Sanjeev R Kulkarni, and Sergio Verdú. Divergence estimation for multidimensional densities via  $k$ -Nearest-Neighbor distances. *IEEE Transactions on Information Theory*, 55(5):2392–2405, 2009.

## Appendix A. Hybrid Optimization for Neural Dynamical Operator

The detailed algorithm of the hybrid optimization is presented in Algorithm 1. In this work, we apply this algorithm to the example of Kuramoto–Sivashinsky equation in Section 3.3, for an efficient and robust training of neural dynamical operator with both short-term and long-term data.

---

**Algorithm 1** Training neural dynamical operator with the hybrid optimization scheme

---

```

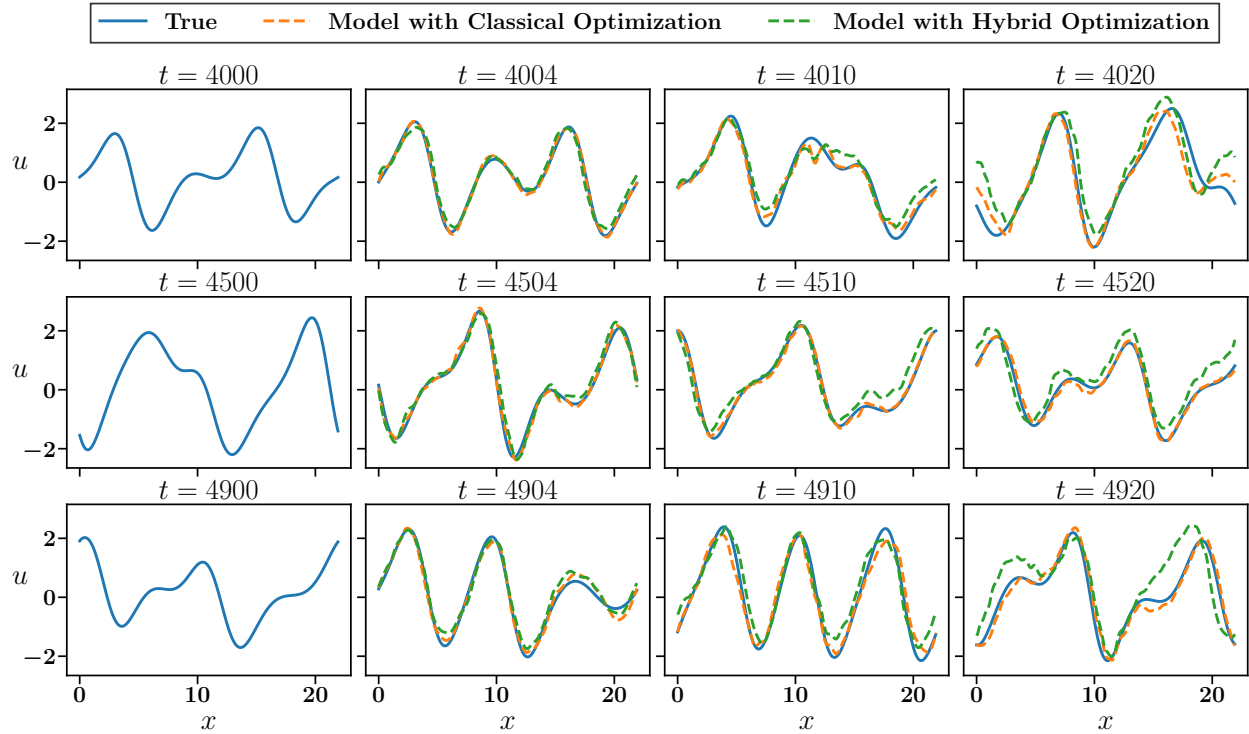
1:  $(u, t) \leftarrow$  (Training Data, Time Stamp)
2:  $\mathcal{G}(\theta) \leftarrow$  Pre-trained Neural Operator by SGD with Short-term Data
3:  $(T_s, T_l) \leftarrow$  (20, 1000)
4:  $(N, k, \lambda, N_{it}, J) \leftarrow$  (3000, 300,  $1e^{-4}$ , 20, 100)
5: for  $i = 1, 2, \dots, N$  do ▷ SGD Training
6:    $t_0 \sim \mathbb{U}(0, T - T_s)$ 
7:    $u^s \leftarrow u[t_0 : t_0 + T_s]$ 
8:    $t^s \leftarrow t[t_0 : t_0 + T_s]$ 
9:    $\tilde{u}^s = \text{ODESolver}(\mathcal{G}(\theta), u^s[0], t_0, t^s)$ 
10:   $L^s = \frac{1}{T_s} \|u^s - \tilde{u}^s\|^2$ 
11:   $\theta \leftarrow \theta - \lambda \cdot \nabla L^s$  ▷ Parameters updated by SGD
12:  if  $i \% k = 0$  then ▷ EKI Training
13:     $t_0 \sim \mathbb{U}(0, T - T_l)$ 
14:     $u^l \leftarrow u[t_0 : t_0 + T_l]$ 
15:     $t^l \leftarrow t[t_0 : t_0 + T_l]$ 
16:     $y = \text{stats}(u^l)$  ▷ Long-term Statistics
17:     $\Sigma_\eta \leftarrow \text{diag}(0.01)$ 
18:     $\Theta = \theta + \mathcal{N}(0, 0.1^2, (J, p))$ 
19:    for  $n = 1, 2, \dots, N_{it}$  do
20:       $\tilde{U} = \text{ODESolver}(\mathcal{G}(\Theta), u^l[0], t_0, t^l)$ 
21:       $\mathbf{G} = \text{stats}(\tilde{U})$ 
22:       $\mathbf{Y} = y + \mathcal{N}(0, \Sigma_\eta, (J, ))$ 
23:       $\Theta \leftarrow \Theta + [\Sigma^{\theta g}(\Sigma^{gg} + \Sigma_\eta)^{-1}(\mathbf{Y} - \mathbf{G})^T]^T$  ▷ EKI updating formula
24:    end for
25:  end if
26:   $\theta \leftarrow \bar{\Theta}$  ▷ Parameters updated by EKI
27: end for

```

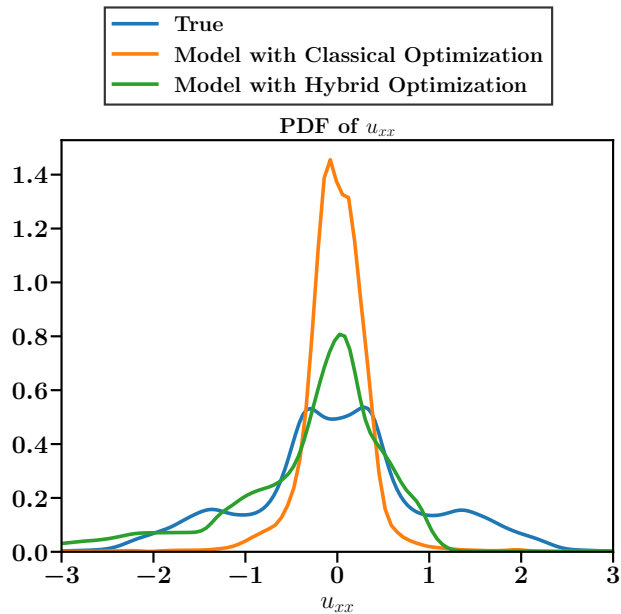
---

## Appendix B. Additional Results of Hybrid Optimization Approach

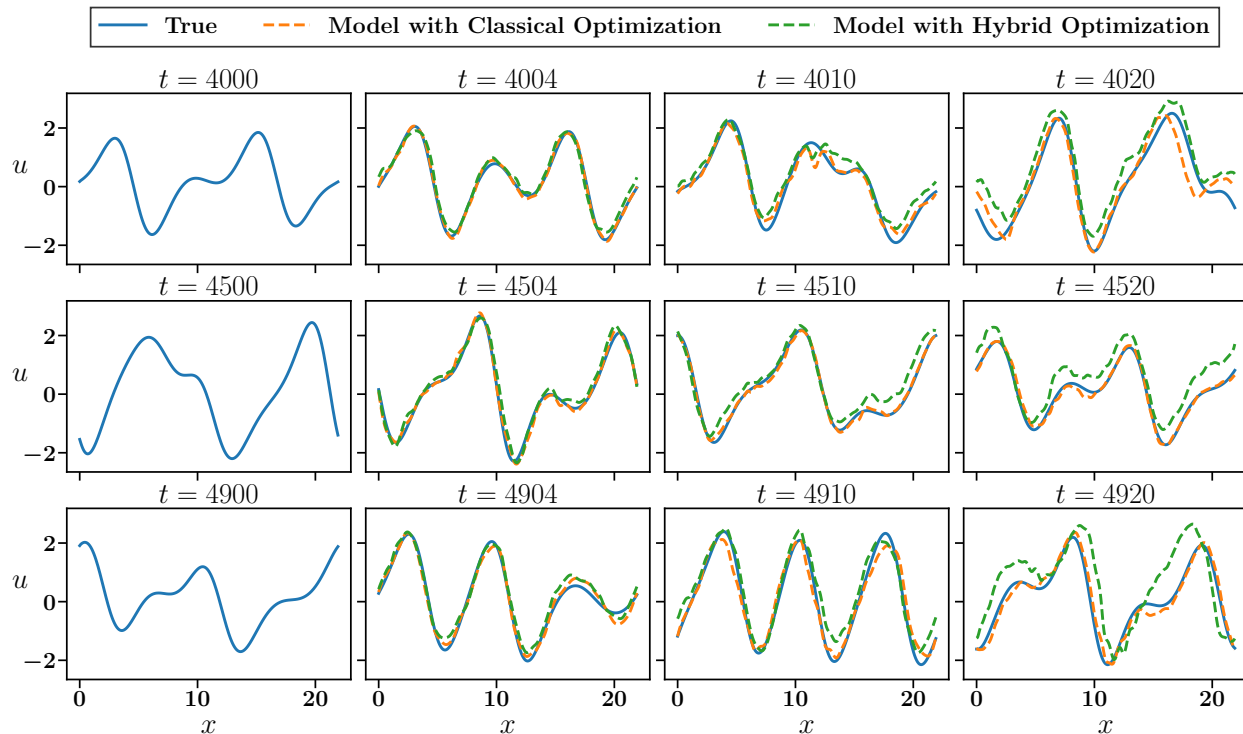
Figures B.2 to B.4 present the results of trained models via the proposed hybrid optimization approach after 2 iterations and 20 iterations of the 10<sup>th</sup> EKI epoch in Fig. 3.13c. Compared to the results of the trained model after one iteration of the 10<sup>th</sup> EKI epoch as presented in Figs. 3.15 and 3.15, we can confirm the robustness of the results obtained from the hybrid optimization approach.



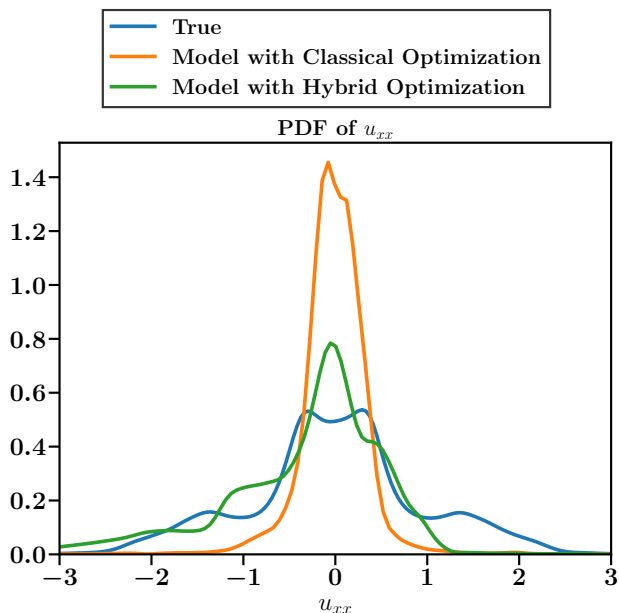
**Figure B.1:** Solution profiles of the K-S equation for the true system, model trained with classical optimization, and model trained via hybrid optimization with different initial conditions in test data. Both models are trained with data resolution ( $dx = 22/256, dt = 2$ ) and tested on the same resolution. The trained model via hybrid optimization corresponds to the point after two iterations in the 10<sup>th</sup> EKI in Fig. 3.13c.



**Figure B.2:** Probability density function of second spatial derivative  $u_{xx}$  from long-term (1000 time units) simulation of true system, model trained with classical optimization and model trained with hybrid optimization in test data. Both models are trained with data resolution ( $dx = 22/256, dt = 2$ ) and tested on the same resolution. The trained model via hybrid optimization corresponds to the point after two iterations in the 10<sup>th</sup> EKI in Fig. 3.13c.



**Figure B.3:** Solution profiles of the K-S equation for the true system, model trained with classical optimization, and model trained via hybrid optimization with different initial conditions in test data. Both models are trained with data resolution ( $dx = 22/256, dt = 2$ ) and tested on the same resolution. The trained model via hybrid optimization corresponds to the point after 20 iterations in the 10<sup>th</sup> EKI in Fig. 3.13c.



**Figure B.4:** Probability density function of second spatial derivative  $u_{xx}$  from long-term (1000 time units) simulation of true system, model trained with classical optimization and model trained with hybrid optimization in test data. Both models are trained with data resolution ( $dx = 22/256, dt = 2$ ) and tested on the same resolution. The trained model via hybrid optimization corresponds to the point after 20 iterations in the 10<sup>th</sup> EKI in Fig. 3.13c.