

What Lies Beneath? Exploring the Impact of Underlying AI Model Updates in AI-Infused Systems

VIKRAM MOHANTY, Bosch Research North America, USA

JUDE LIM, Virginia Tech, USA

KURT LUTHER, Virginia Tech, USA

As AI models evolve, understanding the influence of underlying models on user experience and performance in AI-infused systems becomes critical, particularly while transitioning between different model versions. We studied the influence of model change by conducting two complementary studies in the context of AI-based facial recognition for historical person identification tasks. First, we ran an online experiment where crowd workers interacted with two different facial recognition models: an older version and a recently updated, developer-certified more accurate model. Second, we studied a real-world deployment of these models on a popular historical photo platform through a diary study with 10 users. Our findings sheds light on models affecting human-AI team performance, users' abilities to differentiate between different models, the folk theories they develop, and how these theories influence their preferences. Drawing from these insights, we discuss design implications for updating models in AI-infused systems.

1 INTRODUCTION

In recent years, as AI models become ubiquitous across domains such as healthcare, finance, entertainment, and transportation, continuous updates and refinements are essential not only to enhance performance and accuracy but also to adapt to growing user needs, incorporate newer capabilities, and address underlying inaccuracies [21, 48]. However, improved models do not necessarily translate to an enhancement in human-AI team performance [6, 15]. Such model updates can affect the downstream user experience, potentially leading to user dissatisfaction due to misaligned expectations or disruptions in user workflows [9, 27]. This negative outcome can manifest in various ways, be it unforeseen accidents following updates to autonomous vehicle algorithms [13], or distress among social media users due to alterations in recommendation algorithms [42], or diminished volunteer engagement in citizen science projects upon the integration of automated systems [46].

While AI models are continuously updated to adapt to ever-changing user needs and enhance their capabilities, a significant gap persists in understanding how users perceive these updates in real-world scenarios, particularly when there is a significant change in model capabilities. Previous research has primarily focused on how changes in AI explanations can influence user perception and trust [52]; however, the opaque nature of black-box models can make discerning these changes considerably more challenging. This challenge is especially evident in platforms like social media, streaming services, or search engines, where users frequently encounter shifts in content recommendations or search results, often attributed to modifications in underlying algorithms. While these platforms might sporadically announce such updates, the details of how these updates might alter user experiences are seldom communicated.

In this paper, we explore user perceptions in response to AI model updates by focusing on black-box information retrieval AI systems — specifically, facial recognition models, which find applications in a wide range of domains

Permission to make digital or hard copies of all or part of this work for personal or classroom use is granted without fee provided that copies are not made or distributed for profit or commercial advantage and that copies bear this notice and the full citation on the first page. Copyrights for components of this work owned by others than ACM must be honored. Abstracting with credit is permitted. To copy otherwise, or republish, to post on servers or to redistribute to lists, requires prior specific permission and/or a fee. Request permissions from permissions@acm.org.

© 2024 Association for Computing Machinery.

Manuscript submitted to ACM

including law enforcement, ID verification, security, and historical photo identification [3, 4, 19, 33, 37, 44, 60]. Despite their widespread usage, these algorithms are not foolproof and undergo frequent updates to enhance accuracy and address biases [41]. These models facilitate a clear and focused visual investigation task for human users, enabling them to perceive the capabilities of different facial recognition models. Specifically, we are interested in understanding *how effective users are at distinguishing underlying AI models in a facial recognition-based system, and how they perceive different models.*

We explored these questions through two studies involving historical person identification tasks. For the first study, we ran an online experiment where 252 crowd workers were tasked with finding potential matches for various query photos. The workers used one of two randomly assigned facial recognition models — an older version and a recently updated, developer-certified more accurate model — while being unaware of the specific model in operation at any given time. Furthermore, they also attempted to distinguish between the models across trials, a design that mirrors "invisible update" scenarios, commonly seen in platforms with continuously evolving content recommendation or search engine algorithms, where users encounter changes without explicit notifications.

We complemented the online experiment with a second study in a real-world setting on Civil War Photo Sleuth (CWPS) [37], a widely-used platform for identifying historical photographs using facial recognition and crowdsourcing. Here, we deployed the aforementioned older and newer facial recognition models, providing users, who have been interacting with the older model for nearly five years, with a toggle button to seamlessly switch between the two versions and perform a comparative analysis of the two models. To capture detailed user perceptions and preferences, we conducted a diary study with 10 active users over two weeks. During this period, the study participants investigated the identities of 10 photos of their choice using both models, offering us a nuanced understanding of how real-world users perceive and adapt to significant updates in AI systems.

Our findings offer insights into users' abilities to distinguish between various facial recognition models, the folk theories they formulate, and the preferences they develop, along with the subsequent impacts on human-AI team performance. We also discuss how these insights highlight the need for transparent communication and user notifications during model updates, fostering stronger human-AI collaboration in evolving AI systems [1].

2 RELATED WORK

Advances in AI research have enabled researchers to explore new avenues in human-AI collaboration, leveraging the complementary strengths of both humans and AI systems to foster progress across various domains, such as creativity, manufacturing, journalism, etc [7, 31, 57]. However, this collaboration is not a static or fully solved equation. Both humans and AI agents operate dynamically, with interactions being influenced by a myriad of factors including the context, the task complexity, and the evolving, yet uncertain, nature of AI technologies [1, 24, 58].

While the fusion of human expertise with AI capabilities has led to numerous advancements, it is critical to acknowledge the inherent complexities and potential drawbacks that may accompany this collaboration. The dynamic interactions between humans and AI can sometimes give rise to challenges such as mistrust, misinformation, and data privacy issues [43, 61]. Moreover, when focusing specifically on AI-assisted decision-making [29], there exists a potential for pitfalls such as automation bias, amplification of incorrect results, and the perpetuation of existing biases, which can further exacerbate the challenges in fostering a harmonious collaboration [26, 55].

Prior work in the field strongly advocates for a nuanced understanding of each other's capabilities and weaknesses to facilitate a more fruitful human-AI collaboration [5, 12, 22, 30, 50]. A rich body of literature has investigated various factors that can impact a user's perception of AI. These include the algorithm's speed [20, 40, 45], the number of results

generated [39], model explanations [49, 51, 52], explicit trust calibration interventions [10, 32], group behavior [16], and the ability to communicate the system's expertise effectively [59]. Furthermore, research has shown that giving users a certain level of control can enhance their perception and trust in the system [27].

As the market experiences a rapid influx of new AI models, this frequent turnover, though potentially beneficial in many aspects, also presents a set of unique challenges. While existing research has delved into aspects such as the role of explanations in model updates [52], there seems to be a notable gap in comprehensively understanding user perceptions, especially concerning black-box models deployed in real-world scenarios with a major upgrade. Prior studies indicate that the introduction of new models is not always met with positive reception; it can sometimes lead to decreased engagement and increased distress due to uncertain behavior [42, 46]. Further, improved models do not always translate into improved human-AI team performance [6].

The "Guidelines for Human-AI Interaction" propose a cautious approach towards the updating of models, emphasizing the need to inform users about these changes clearly [1]. In this work, we aim to not only validate these guidelines but also enrich them with nuanced insights through an explorative study surrounding the deployment of new black-box models in different settings. Through two complementary studies, we aim to investigate whether users are able to distinguish between different black-box models and how they perceive changes in an AI-infused system, thereby fostering a deeper understanding that could guide more thoughtful and effective future deployments of AI models.

3 STUDY 1. DISTINGUISHING BLACK-BOX MODELS: AN ONLINE EXPERIMENT WITH CROWD WORKERS

Our goal was to understand whether users can distinguish between different facial recognition models and to identify signals that they relied on to make these distinctions. To answer these guiding research questions, we designed an online study where participants first examined potential matches for different historical photos using different facial recognition models, and then compared the performance and characteristics of the different models they used. We modeled the person identification task after the facial recognition-based person identification workflow of Civil War Photo Sleuth (CWPS) [37]. In the following subsections, we provide details about the experimental procedure, the experiment platform, the facial recognition models involved, and the analysis methods.

3.1 Experiment Setup

For the purposes of this study, we developed a custom platform that had three main components: 1) a facial recognition-based search interface that allows users to explore potential matches for a given query photo, 2) a dashboard interface for comparing facial recognition models across trials, and 3) a summary page where users can pick a final preferred model for photo investigation tasks.

Finding matches with a facial recognition model: During each trial, participants were presented with a query photo on a dashboard (accessible through the main platform interface) that lists all the query photos for all completed trials. The dashboard provides a link that directs them to the search interface for examining potential matches for the photo. The search interface used one of the two available facial recognition models (see Section 3.1.1 for details) to retrieve a list of similar-looking search results (see Figure 1), ranked by a confidence score that the assigned model computes to quantify the similarity between each search result and the query photo. These scores range from 0% (very different) to 100% (very similar), and are displayed next to the face thumbnail for each result. Consistent with the practices of CWPS [37], we filtered out any search results with confidence scores below 50%.

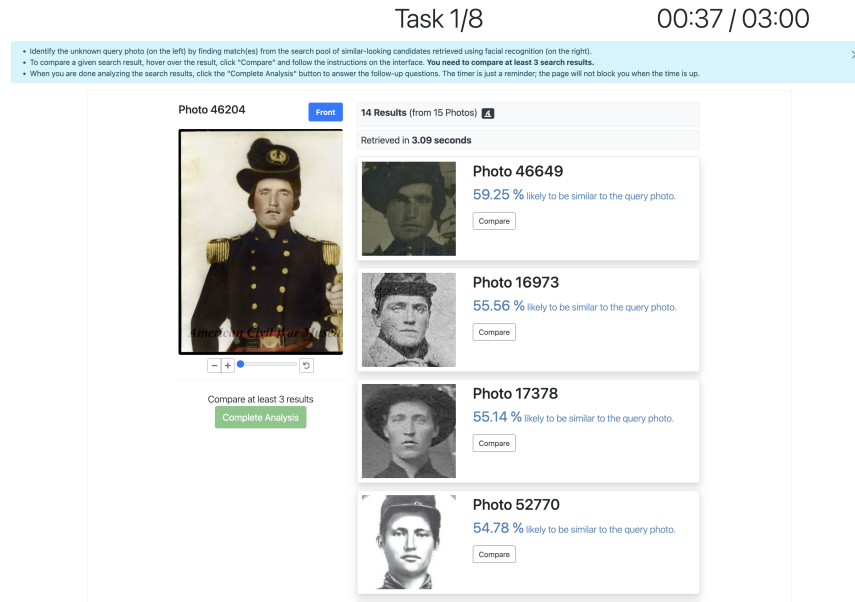


Fig. 1. Search interface for examining potential matches retrieved by the facial recognition model. The search results (right) are ranked according to facial similarity confidence scores. Each search result has a photo ID (from CWPS) and the facial recognition model's confidence score quantifying its similarity to the query photo (on the left).

The participants can then closely inspect potential matches by clicking the "Compare" button (displayed below the confidence score on each search result). This will bring up a "Comparison Interface" (see Figure 2) where users can perform a side-by-side comparison of the query photo and the search result. Inspired from CWPS, this interface allows users to log their vote on whether the two photos are a *facial match* (i.e., same person, different views), *replica* (i.e., same person, same view), or show *different people*, or if they are not *not sure*. To ensure that participants engage seriously with the task of finding potential matches, the interface instructs them to compare and vote on a minimum of three search results. Participants are also informed that a match may not always be present in the search results for a given query photo, and that occasionally there may be more than one positive match.

Comparing facial recognition models across trials: Upon completing the analysis, participants rate the accuracy of the facial recognition model used in the current trial using a slider scale ranging from -100 (very inaccurate) to 100 (very accurate), with an optional note field provided for them to explain their decisions. We chose this wide range to capture the shifts in *perceived accuracy*, a subjective measure, across trials. The rationale behind this choice is that a shift towards 100 intuitively represents an improvement, while a move towards -100 symbolizes a decrease in accuracy.

After rating the facial recognition model, participants proceed to the task dashboard where they compare the model they just used with the one from the previous trial (see Figure 3). The dashboard presents pairs of successive trials side by side, including trial-specific details that are relevant for comparing the two models. For each trial, we display the query photo, latency (i.e., the time taken by the model to retrieve the results), the number of search results, whether the user found a match (based on their 'facial match' or 'replica' responses), their perceived accuracy of the model, and any optional notes they provided. Participants are then asked to rate the similarity or difference between the two

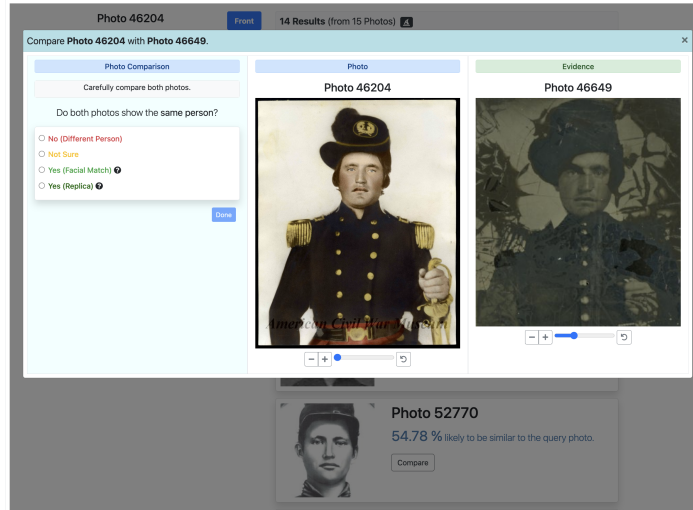


Fig. 2. Comparison interface for a 1:1 close inspection of a search result with the query photo

models using a four-point Likert scale: *very different*, *somewhat different*, *somewhat similar*, or *very similar*. At the start of the experiment, participants are informed that each trial will randomly assign one of two different facial recognition models. We designate the model used in the first trial as *Model A* by default. For each subsequent trial, the model is denoted as either *Model A* or *Model B* based on the participant’s model comparison response.

Picking a preferred model: Each participant undertakes eight trials, resulting in seven pairwise model comparisons (from the second to the eighth trial). Across all trials, we use seven unique photos. In one set of consecutive trials (somewhere between the third and the eighth), we use the same reference photo but with two different facial recognition models. This condition serves as a test to assess whether using the same reference photo facilitates easier detection of a model change, as compared to pairs of trials where both the reference photos and the models (may) differ.

Once participants have completed their model comparisons for all trials, they proceed to a summary page. Here, all the trials are organized under two columns — *Model A* and *Model B* — based on their model comparisons after each trial. Participants then select a final preferred model (*A* or *B*) for photo investigation tasks and provide a justification for their choice in a text field. Importantly, at no point during the process does the system provide any feedback about the correctness of their assigned *Model A* or *Model B*. In summary, we designed this experiment to understand whether users can distinguish between different facial recognition models during a photo investigation task and to uncover the cues they rely on for these distinctions.

3.1.1 Facial Recognition Models. Similar to CWPS, we used facial recognition models provided by Microsoft Azure’s Face API. Specifically, we selected these two models: *recognition_01* (the oldest model in the suite) and *recognition_04* (the most recent model) [47]. As per the developer website, the *recognition_04* model is the *most accurate model currently available* and provides supports for photos with *face covers (surgical masks, N95 masks, cloth masks)*, suggesting robustness towards facial hair and occlusion. Mohanty et al. previously benchmarked CWPS’s facial recognition model,

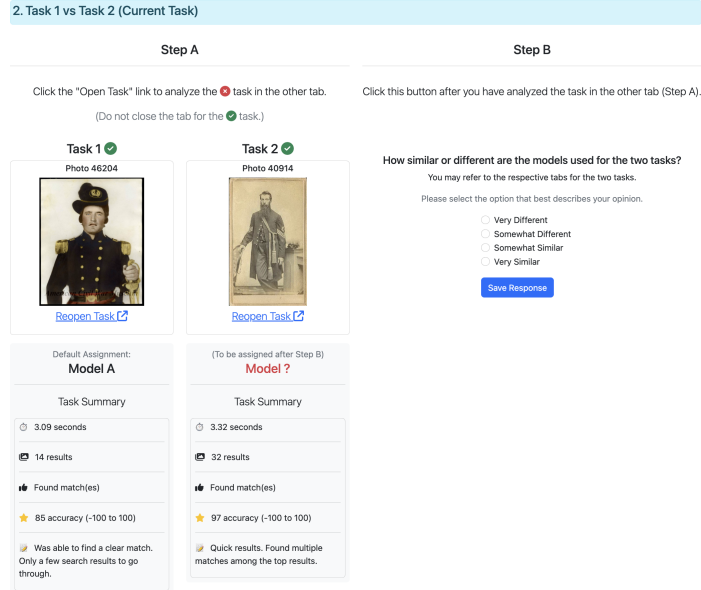


Fig. 3. Dashboard showing all the trials assigned to the participant. Here, the user is comparing the model they used in the current trial with the model they used in the previous trial.

showing that while *recognition_01* was good at retrieving positive matches, it also produced a high number of false positives[38].

Preliminary analysis of *recognition_04* demonstrated that it either maintained or improved the positive match retrieval accuracy of the older model, while yielding fewer false positives. In a real-world setting, *recognition_04* would be a logical successor to *recognition_01*, making these two models suitable candidates for our study. We provide a newly benchmarked comparison of the two models on our study dataset in Section 3.5.1. Throughout this study, we will refer to the models as Model 1 and Model 4. In our study, each trial is randomly assigned to either Model 1 or Model 4. Note that the models assigned (and displayed) to the users are designated as Model A and Model B, with the model in the first trial as Model A (either Model 1 or Model 4). If users accurately compare models across trials, Model A or B could directly correspond to either Model 1 or Model 4. At no point during the study were participants informed about the accuracy of their categorizations as *Model A* or *Model B*. Furthermore, they were never made aware of the specific model, whether *Model 1* or *Model 4*, they were interacting with.

3.1.2 Latency. Prior work has shown that latency, or the time taken by a model to retrieve results, can influence user perceptions of models [8, 20, 40, 45]. In our study, we manipulated latency and assigned each participant to one of four conditions: **(i)** Model 1 retrieves results faster than Model 4, **(ii)** Model 4 retrieves results faster than Model 1, **(iii)** Models 1 and 4 retrieve results with random latency, or **(iv)** Models 1 and 4 retrieve results with the same latency. The API call generally takes between 3 to 5 seconds to retrieve results. For the 'slower' conditions, we introduced an artificial delay of 12 seconds to the result loading time. This design allows us to investigate whether participants use latency as a cue to differentiate between the models.

3.2 Participants

We recruited a total of 252 participants globally (58.7% men and 41.3% women; mean age = 29.8 years, SD = 9.7 years). Participants were all at least 18 years of age, fluent in English, and hailed from multiple countries. The countries with the most participants were South Africa (57 participants), Poland (46 participants), and the United Kingdom (39 participants). All participants completed an IRB consent form before beginning the task. The study was approved by the university's IRB.

3.3 Dataset

Our dataset comprises 20 diverse Civil War portraits sourced from the CWPS database. Similar to prior studies that used CWPS datasets [35, 38], we assembled a diverse pool of photos, which includes images of Union and Confederate soldiers of different ranks, predominantly white males, and African American soldiers. Additionally, we incorporated images of two white females, as well as an Asian and a Hispanic soldier. The collection contains a mix of photos with known positive matches in the database and others with no known matches. This selection is mindful of historical biases and the overrepresentation of white males in the CWPS database [28], and therefore, we anticipate that these biases might influence participants' perceptions of the facial recognition models, especially in terms of gender and racial biases [11, 41].

3.4 Analysis

We benchmarked the two facial recognition models (Model 1 and Model 4) using ground truth data. This benchmarking was carried out using standard information retrieval metrics such as mean average precision, mean reciprocal rank, and recall. The results from this benchmarking provided us with a fundamental understanding of the performance differences between the two models, forming the basis for further analysis. Then, we examined the performance of the participants in identifying potential matches using both models. We categorized the sessions into those with positive matches in the results and those without. For the first category, we calculated precision and recall, and for the second category, we looked false positive rates.

To understand how well participants could distinguish between the two facial recognition models, we first compared the user comparisons (i.e., whether the model is same or different from the previous trial) with the actual model used in each trial (i.e., same or different). This initial step provided us with a direct measure of the participants' ability to accurately identify model changes. Then, we analyzed the influence of different factors on participants' ability to distinguish between models using a linear mixed-effects model (LME) implemented with the *lme4* library in R. This model predicted the likelihood of participants identifying the model as the same or different, using latency difference, result count difference, and perceived accuracy difference as fixed effects, and random intercepts for each session.

We also used a LME model to investigate the factors influencing participants' perceived accuracy of the model, with session ID as a random effect. Our predictors included both inherent model characteristics, such as latency and the number of search results, and user comparison responses within each search session. These user responses included the number of "Facial Match", "Replica", "Not Sure", and "Different People" assessments. Given the skewed nature of these response counts, we applied a natural logarithm transformation to these variables.

Following the completion of all trials, participants were asked to select their preferred model from the two options, Model A and Model B. It's important to note that the labels A and B don't necessarily correspond directly to the actual AI models (Model 1 and Model 4) used in the trials, as the assignment of these labels was based on participants'

comparisons of the models across trials. However, analyzing the factors that influenced this preference provides valuable insights into user behavior and perceptions. To understand user preference, we conducted a logistic regression analysis. Our model included predictors such as the number of trials that ended up being assigned as Model A, the number of Model A trials where a match was found (either a facial match or a replica), the average search results count for both A and B trials, and the participant’s average perceived accuracy of Model A and Model B.

We discuss our findings in two phases. First, we focus on distinguishing the underlying facial recognition models (see Section 3.5), and then, we explore user perceptions and preferences about the models (see Section 3.6).

3.5 Findings I: Distinguishing Facial Recognition Models

In the first phase of our analysis, we aim to distinguish between the two facial recognition models — Model 1 and Model 4. We begin by benchmarking these models in the context of our dataset using standard information retrieval metrics. Next, we explore potential differences in user performance when interacting with each of these models. Finally, we assess the participants’ effectiveness in detecting changes in the underlying models. We specifically ask the following research questions:

RQ 1.1. *Does Model 4, the more accurate model as certified by the developer, perform better at finding matches than Model 1 on a historical dataset?*

RQ 1.2. *Are participants more successful at identifying historical photos when they use the more accurate model?*

RQ 1.3. *How effective are participants at identifying a change in the underlying facial recognition model?*

RQ 1.4. *What signals do participants rely on for distinguishing the two underlying models?*

3.5.1 **Newer model outperforms older model across all metrics while retrieving significantly fewer results.**

From Table 1, we find that Model 4 consistently outperforms Model 1 across all evaluated metrics — average precision, recall, and reciprocal rank — on our study dataset. There are several instances where Model 4 was able to retrieve correct matches at higher ranks when Model 1 was unsuccessful. This indicates that Model 4 has a more accurate and refined search capability compared to Model 1. In addition, Model 4 tends to return a significantly smaller number of results compared to Model 1, which is indicative of the model’s precision.

We also observe that Model 4 consistently retrieves correct matches at higher ranks and with greater confidence scores than Model 1 (see Table 3 in Appendix A). This confirms that Model 4 not only identifies matches more accurately but also assigns them higher confidence scores, reflecting its enhanced performance. Importantly, Model 4 also performs better across a diverse range of faces, including those of African American (Photo IDs: 42234, 25008), Hispanic (Photo ID: 41622), and female (Photo IDs: 41631, 41825) subjects.

These results provide a clear answer to RQ 1.1 – Model 4, the more recent model, performs better than Model 1 on the study dataset.

3.5.2 **Human-AI team performance improves with the newer model for identifying correct matches but shows no difference in avoiding incorrect identifications.**

When examining the search results for at least one positive match, we analyzed the mean precision and recall of participants in identifying the correct matches. In contrast, for cases with no positive matches in the search results, we evaluated the mean false positive rate — instances where users incorrectly identified incorrect matches as positive (i.e., a facial match or a replica). From Table 2, we found that

Photo ID	Average Precision		Reciprocal Rank		Recall		Total Search Results	
	Model 1	Model 4	Model 1	Model 4	Model 1	Model 4	Model 1	Model 4
52778	0.00	0.00	0.00	0.00	0.00	0.00	625	142
40914	0.54	1.00	1.00	1.00	0.80	0.80	785	35
51831	0.00	1.00	0.00	1.00	0.00	1.00	775	16
29626	0.35	1.00	1.00	1.00	0.75	0.75	789	17
41787	0.63	1.00	1.00	1.00	1.00	1.00	792	17
30357	0.00	1.00	0.00	1.00	0.00	1.00	763	12
34096	1.00	1.00	1.00	1.00	1.00	1.00	25	11
19561	1.00	1.00	1.00	1.00	1.00	1.00	846	15
46204	1.00	1.00	1.00	1.00	1.00	1.00	14	11
19595	0.00	0.00	0.00	0.00	0.00	0.00	144	15
29405	0.02	0.75	0.04	1.00	0.71	0.71	849	32
46459	0.00	1.00	0.00	1.00	0.00	1.00	24	13
42234	0.05	1.00	0.05	1.00	1.00	1.00	108	10
24322	1.00	1.00	1.00	1.00	1.00	1.00	26	5
25008	0.75	1.00	1.00	1.00	1.00	1.00	63	6
24356	0.00	0.00	0.00	0.00	0.00	0.00	38	11
41901	0.00	0.00	0.00	0.00	0.00	0.00	37	9
41622	0.00	1.00	0.00	1.00	0.00	1.00	695	11
41631	1.00	1.00	1.00	1.00	0.50	1.00	4	7
41825	0.92	1.00	1.00	1.00	1.00	1.00	156	7
Mean	0.41	0.79	0.50	0.80	0.54	0.76	377.90	20.10

Table 1. Model Benchmarking Results: Average precision, reciprocal rank, recall, and the total number of search results for all photos in the study dataset.

participants exhibited a statistically significant improvement in recall with Model 4, as confirmed by a two-sample Welch t-test ($t(1274.1) = -2.9917$, $p = 0.002827$). However, the precision performance remained statistically comparable between both models ($t(1018.7) = -0.26103$, $p = 0.7941$). Furthermore, although participants demonstrated a marginally higher false positive rate with Model 4, the difference was not statistically significant ($t(375.83) = -0.81294$, $p = 0.4168$). However, a false positive rate of approximately 25% suggests that in a search session where no correct matches are present, users are likely to erroneously identify one incorrect match as a correct one for every four potential matches they review.

To answer RQ 1.2, these results suggest that participants are better able to find correct matches using Model 4, even though there is no significant difference between the two models in terms of avoiding incorrect identifications.

Models	At least 1 positive match in the search results		No positive match in the search results
	Precision	Recall	False Positive Rate
1	80.59%	56.05%	25.40%
4	81.10%	62.64%	27.5%

Table 2. User performance with Model 1 and Model 4 across 2016 search sessions. The metrics used are mean precision, recall, and false positive rates.

3.5.3 Participants struggled to distinguish facial recognition models across successive trials. We analyzed 1764 successive pairwise comparisons made by 252 participants, each making 7 comparisons. Participants were asked to discern whether the models used in two successive trials were the same or different. Comparing their responses to the ground truth, we found that the overall accuracy was just 48.87%, hardly better than a random guess. When the model remained same between trials, participants only accurately detected the lack of change 38.38% of the time. However, when the model did change, participants were more successful, correctly identifying the shift 56.98% of the time. This difference in detection rates was found to be statistically significant ($t(1665.5) = -7.9089$, $p < 0.001$), suggesting that participants were better at identifying a change in the model than noticing its consistency.

To understand whether participants improved at distinguishing the models as they progressed from trial 2 to 8, we analyzed the average comparison accuracy for each trial (Figure 4). However, our analysis did not reveal any clear trends of improvement over time. Interestingly, we also noticed a particularly low accuracy rate of 37.70% for the 252 cases where the photo remained the same across successive trials while the underlying model changed.

To gain further insights, we examined the comments left by participants after each trial. Several comments hinted at the participants' assumption of non-determinism in how the models work, rather than an understanding of distinct models at play. For instance, the comment "*Same AI? They got the 2 same matches*" from a participant suggests that they expected variability in results, interpreting repeated matches as a sign that the model might not have changed. Another participant noticed a change in the results but attributed it to external factors like image quality: "*The last one didn't match at all, did not even look like a woman but a man. I don't understand why it would say that it is a facial match - is it because it's so blurry?*" Participants, upon noticing a shift in the model's behavior, did not identify it as a different model, but rather an adaptation in the same model: "*This model seems to be matching photos with consideration for ethnical features.*" One comment said, "*Similar to previous model but there were more duplicates in the results*" suggesting an observation of a change in model behavior but attributing it to an inherent characteristic of the same model.

To answer RQ 1.3, our findings suggest that participants struggled to distinguish between the two AI models across successive trials, with the possibility that they may have assumed a non-deterministic behavior within a single model, rather than the existence of two separate models.

3.5.4 Participants largely relied on their own perceived accuracy of the models, rather than on objective model characteristics such as latency or search results count, to distinguish between the models. While comparing the models across successive trials, participants were shown the latency, number of search results, and their own perceived accuracy of the model for both the trials (see Figure 3). Our LME analysis revealed that the perceived accuracy difference was significantly associated with participants' ability to distinguish between models ($\beta = -0.00327$, $t(1731) = -14.072$, $p < 0.001$). Specifically, as the difference in perceived accuracy between two successive trials increased,

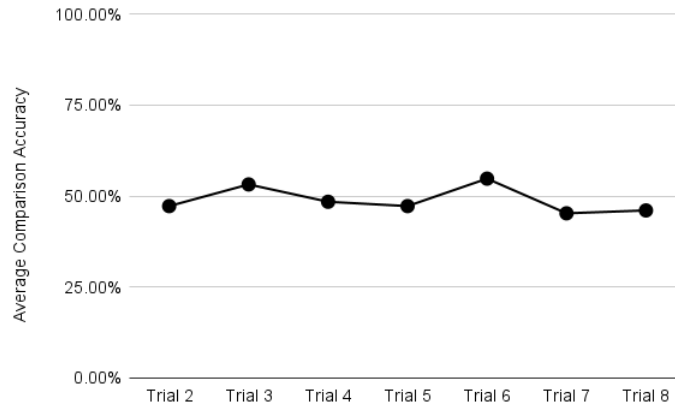


Fig. 4. Model Comparison Accuracy v/s Trial. We check user accuracy in distinguishing models as we move from trial 2 to 8.

participants were less likely to identify the models as being the same. However, inherent model characteristics such as latency difference (artificially manipulated) and result count difference did not significantly influence this ability (latency difference: $\beta = 0.002$, $t(1736) = 0.999$, $p = 0.318$; result count difference: $\beta = 0.00002517$, $t(1753) = 0.710$, $p = 0.478$).

In answering RQ 1.4, participants primarily relied on their own subjective assessment of model performance, rather than objective measures of model operation, to differentiate between the two models.

3.6 Findings II: Understanding User Perceptions and Preferences

In Phase I, we showed that participants had difficulty detecting changes in the AI model. Rather than relying on inherent model characteristics such as latency or the number of search results, participants based their judgments largely on their own perceptions of the model's accuracy. In this section, our goal is to explore whether, despite not knowing which model is which, participants perceive Model 1 and Model 4 differently. Furthermore, we will examine the factors that shape these perceptions and influence participant preferences.

RQ 2.1. *Do participants perceive the accuracy of Model 1 and Model 4 differently, even without knowing which is which?*

RQ 2.2. *What factors shape participants' perception of a model's accuracy?*

RQ 2.3. *What factors influence participants' preference for one model over the other?*

3.6.1 Participants unknowingly perceived Model 4 as more accurate than Model 1, albeit not highly accurate in objective terms. In our study, the first model introduced to the participants was labeled as *Model A* (can be either Model 1 or Model 4) by default. The models employed in subsequent trials were then labeled as either *Model A* or *Model B*, based on participants' comparisons of the models across trials. As discussed in Section 3.5.3, we observed that participants found it challenging to distinguish between models when presented in succession. This suggests that the labels *Model A* and *Model B*, as seen by participants, may not directly correspond to the actual Model 1 and Model 4. For each trial, participants rated the accuracy of the model (on a scale of -100 to 100) after examining the matches,

oblivious to whether they were interacting with Model 1 or Model 4. Across 2016 search sessions, we found that the mean perceived accuracy for Model 4 (33.62) was significantly higher than Model 1 (18.32; $t(1981.5) = -6.0979$, $p < 0.001$).

This suggests that, despite the difficulty in distinguishing between the two models, participants generally perceived Model 4 as more accurate than Model 1 even without realizing which model they were interacting with (RQ 2.1). However, it must be noted that participants did not consider either model to be highly accurate as the mean accuracy was on the lower side of the scale that ranged from -100 (highly inaccurate) to 100 (highly accurate).

3.6.2 User perceptions of AI model accuracy were influenced largely by personal experiences and, to a lesser extent, by the number of search results. From our LME analysis, we found that user responses to different search results significantly affected the perceived accuracy of the AI model. Specifically, a 100% increase (i.e., doubling or a unit increase in the log scale) in the number of *Facial Match* ($\beta = 24.14$, $t(2005) = 22.90$, $p < 0.001$) and *Replica* ($\beta = 17.68$, $t(2008) = 17.06$, $p < 0.001$) responses led to increases in perceived accuracy by about 24.14 and 17.68 units, respectively. In contrast, a similar increase in *Different People* responses ($\beta = -13.58$, $t(1804) = -11.32$, $p < 0.001$) resulted in a significant decrease in perceived accuracy by approximately 13.58 units. We also observed a small effect for *Not Sure* responses ($\beta = 3.40$, $t(2003) = 3.48$, $p < 0.001$).

Participant comments reflected these quantitative findings, highlighting that personal experiences of comparing search results strongly shaped perceptions of model accuracy. For instance, one participant noted, *"It appeared to retrieve a match as the top result but some of the other results looked nothing like the original person"*. Participants also frequently discussed discrepancies in facial features with remarks such as *"Facial hair seems to be a hindrance for facial recognition. Although some seemed slightly similar, none were correct"*, reinforcing the influence of user comparison responses on perceived accuracy.

Further, comments revealed that participants questioned the model's training data when they noticed a lack of representative diversity in the model's outputs. As one participant put it, *"The selection of data it was trained on lacked validity because model output had more males than females in comparison to the female query photo"*. Another participant, dissatisfied with the model's performance, stated, *"The model was extremely inaccurate in finding similar matches to the photo. The race of the person on the photo and race of the most similar matches the model suggested were different"*. This sentiment was echoed by a third participant who noted racial mismatch: *"The man was black and the AI proposed several white candidates for the matching. But for one of the proposed black candidates I think it is the same"*. These comments underscore that participants' personal experiences and expectations—particularly in terms of diversity and representation—influenced their perceptions of model accuracy.

Our LME analysis revealed that inherent characteristics of the models, such as latency and the number of search results, had differing impacts on perceived accuracy. While latency did not significantly predict perceived accuracy (latency: $\beta = -0.4746$, $t(1988) = -0.482$, $p = 0.630$), the number of search results was a significant predictor ($\beta = -2.7778$, $t(1859) = -3.041$, $p < 0.05$), indicating that a larger number of results can negatively impact their perception of the model.

In response to RQ 2.2, our study found that participants' perceived accuracy of AI models was largely influenced by their own experiences from interacting with the model outputs. The number of search results, a characteristic of the model, also had a small inverse effect on how they perceived the model's accuracy.

3.6.3 User preferences were significantly influenced by perceived accuracy of the models. Our regression analysis revealed that the number of trials assigned as either Model A or Model B, the number of trials (regardless of being Model A or B) where a match was found, and the average number of search results for both Model A and Model B, did not significantly influence model preference. However, the average perceived accuracy of each model proved to

be a significant predictor. Specifically, for every unit increase in the average perceived accuracy of Model A, the odds of a participant preferring Model A decreased by about 3.4% ($\beta = -0.034$, $z = -5.62$, $p < 0.001$). Conversely, for every unit increase in the average perceived accuracy of Model B, the odds of a participant preferring Model B increased by about 4.1% ($\beta = 0.040$, $z = 6.73$, $p < 0.001$). This finding is corroborated by participants' notes, which frequently cited perceived accuracy as a key determinant of their model preference. These findings suggest that users' personal experiences and subjective assessments of accuracy were the key drivers of their model preferences (RQ 2.3).

4 STUDY 2. USER PERCEPTIONS AND PREFERENCES IN REAL-WORLD DEPLOYMENT: A DIARY STUDY WITH CWPS USERS

After gathering insights from crowd workers about distinguishing different facial recognition models, we conducted a diary study to explore the real-world implications of introducing a new AI model to an existing user base. We chose Civil War Photo Sleuth (CWPS)¹ for this study, as its users have been using the older facial recognition model for person identification tasks since the inception of the platform [37]. Our main goal was to understand how CWPS users perceive the two models and identify their preferred model for their regular historical photo investigation tasks, and to uncover the reasons behind their preferences.

4.1 Study Setup

CWPS supports its users in identifying unknown historical photos by retrieving a list of similar-looking candidates using its facial recognition-based search workflow [36–38]. Users can then perform a side-by-side comparison of any search result with the query photo, scrutinizing for facial similarity, and assessing whether biographical details and service records align before making a final decision on the identity of the individual in the query photo. As part of this study, we deployed the the most recent facial recognition model from Azure (i.e., Model 4) on CWPS, which until then had only used the older model (Model 1) as part of its search workflow. We introduced a toggle button on the CWPS search page that allows users to seamlessly switch between the outputs generated by both models, enabling them to carry on with their regular photo investigation process without any disruptions (see Figure 7).

Our study participants were tasked with investigating the identities of 10 photos of their choice, with the option of either uploading new photos or utilizing existing photos on the site. Over a span of two weeks, participants were instructed to conduct their investigations as they normally would, but were asked to utilize both models and record their reflections in a diary hosted on Google Docs. These reflections included noting which model they found to be useful and why, along with providing a usefulness score from -100 to 100 for each model. We included a mid-point reflection after the investigation of 5 photos, where participants noted the strengths and weaknesses of each model and their preferred model thus far. This was followed by a final reflection at the conclusion of the study, wherein similar insights were gathered to gauge their preferred model and overall perception of both models.

4.2 Participants

For this study, we recruited 10 CWPS users who had actively used the platform's facial recognition-based search workflow within the last six months. The group comprised nine males and one female, with an average age of 46 (min = 19, max = 62). Each participant expressed a certain degree of familiarity with the functioning of the facial recognition search feature on the platform. The study was approved by the university's IRB.

¹www.civilwarphotosleuth.com

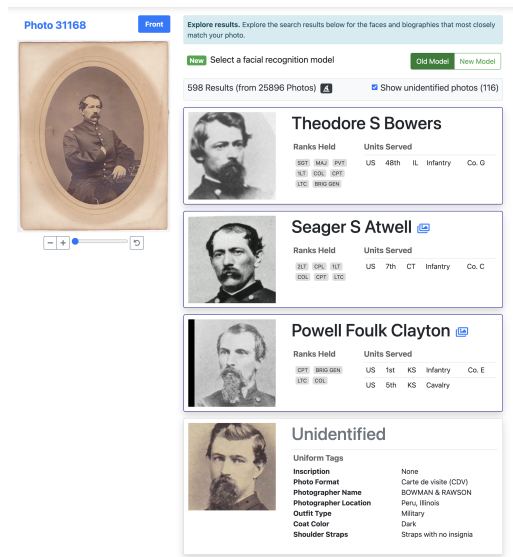


Fig. 5. Results retrieved by the old model (Model 1)

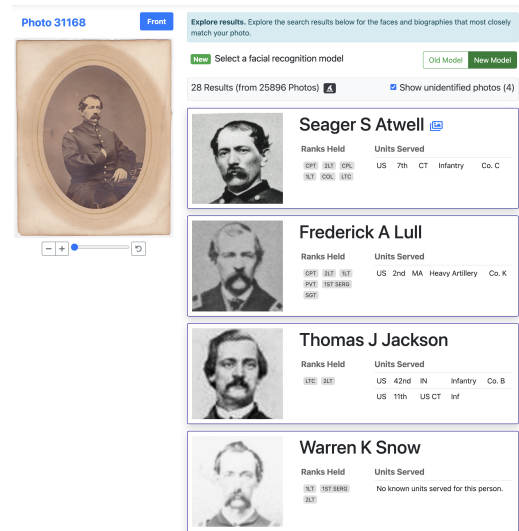


Fig. 6. Results retrieved by the new model (Model 4)

Fig. 7. CWPS search page with a toggle button for old and new models.

4.3 Analysis

We conducted an inductive thematic analysis of the diary entries, initially identifying 28 codes which were later refined to 7 main themes ("Preference", "Perceived Accuracy", "Result amounts", "Other performance factors", "Misc. visual factors", "Unrelated to model", "Behavior") discussed in the findings section.

4.4 Findings

4.4.1 While the majority of users favored the new model, the old model still remained the preferred choice in several instances. In our study, we found that the majority of participants (7 out of 10) favored the newer model (see Figure 8). Out of the 100 photos used in the study, participants preferred the newer model for 54 photos, compared to the older model which was preferred for 27 photos. Highlighting the efficacy and potential of the newer model, P10 wrote, "The New Model is a clear winner in my book. I tried to challenge it using images that I knew contained the same person but with different angles and conditions and it almost always passed. The potential for matching faces in outdoor group images to studio portraits is tremendous here, and I think this will prove to be an invaluable tool."

We observed a similar trend in the usefulness scores for both models; the mean usefulness score for the newer model was higher than that of the older model for 7 out of 10 participants. However, despite the difference in the mean scores (older model = 49.05; newer model = 59.60), we did not observe any statistical significance, nor was the difference significantly large (see Figure 9). While most participants noted distinctions between the two models (see Sections 4.4.2 and 4.4.3), there were also several instances where they failed to notice large differences between the outputs of the two models. As P1 observed: "...I noticed little difference between the two. Both were fast, both produced similar results, as in the same possible people."

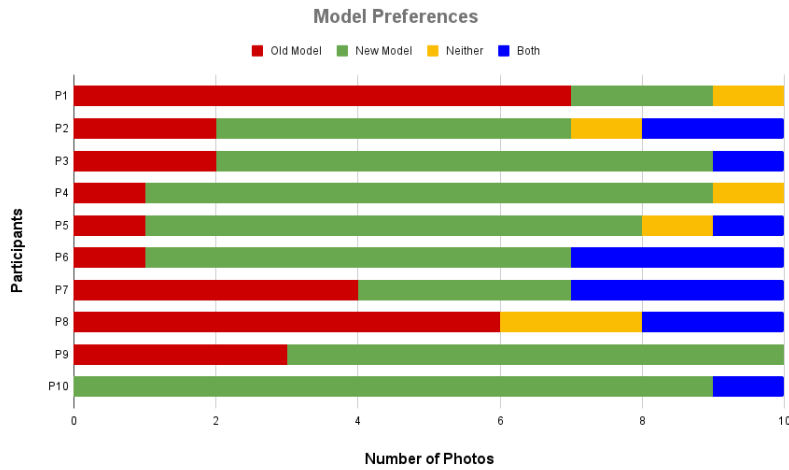


Fig. 8. Model Preferences of Users (Diary Study): Distribution of Participants’ Preferences Across 10 Photo Evaluations. The old model was preferred for 27 photos, whereas the new model was preferred for a total of 54 photos.

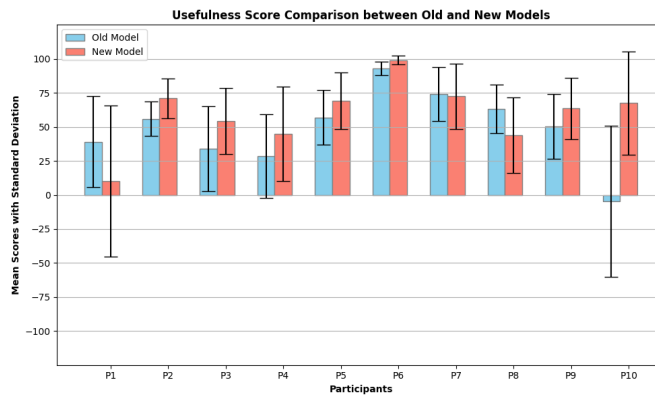


Fig. 9. Usefulness Scores for Old and New Models (Diary Study).

As summarized in Figure 8, we found 19 instances where participants did not select a preferred model, instead opting for both or neither. During the final reflections, two participants mentioned the desire to have both models available for use, highlighting the complementary insights provided by each. In the words of P7: *"I think using both the old and new models in tandem are the way to go rather than comparing one directly to the other"*. P2 echoed similar sentiments: *"I prefer having both models. I enjoyed toggling between both to see how the results differ."*

4.4.2 Users attributed diverse reasons, which included perceived accuracy and cognitive load, for preferring one model over the other. Participants predominantly relied on a combination of two signals to pick their preferred models: 1) the number of search results retrieved, and 2) their subjective assessment of each model’s performance. In terms of the number of search results, participants broadly considered the cognitive load associated with sifting

through the results, and whether the model presented a sufficient pool of candidates to support their investigations. On the other hand, their assessments of the models' perceived accuracy primarily focused around facial similarity, which included matching facial features such as ears, eyes, etc., regardless of whether a match was found or not.

Number of Search Results: As we showed in Table 1, the older model (Model 1) generally retrieves significantly more results than the newer model (Model 4). This characteristic of the older model was actually preferred by some participants, as it provided a larger pool of choices, potentially enhancing the chances of finding a match, as noted by P1: *"There were more of a revolving door of options [with the old model], whereas the new model only gave me five."* Furthermore, some participants appreciated the serendipitous nature of the older model, which sometimes turned the search into an enjoyable exploration. In the words of P8: *"The fact that the image could possibly be buried way down the results page in the older model makes searching much more enjoyable — and sometimes, I even see an image that I click on just to find out the subject's particular story or information."*

However, a more prevalent sentiment expressed by participants was the heavier cognitive load associated with sifting through a large pool of results, which often led to a diminishing willingness to explore further, as highlighted by P3: *"Only had one or two closer matches in the top results, after scrolling through the first 50, you kinda give up on looking for any more close matches."* Similarly, P6 expressed a preference for the newer model due to its streamlined results, noting that *"it produces much fewer results so I am not scrolling through an infinite number of possible matches with the old model."* Adding to this, P10 also pointed out the overwhelming nature of the older model, mentioning that *"The Old Model yielded 574 results (vs. just 17 from the New), so it was a bit overwhelming."* This sentiment was echoed by P2, who found the volume of results in the older model to be overwhelming, appreciating the newer model for offering *"more refined search results (total of six) and they seemed to all be more closely related facial similarities. I like fewer, and what appears to be more accurate, results."*

Perceived Accuracy: Interestingly, the participants who favored the older model cited its accuracy as a significant factor, and a similar sentiment was echoed by those who preferred the newer model, pointing to a case-by-case preference based on the perceived accuracy of the models instead of an unanimous consensus. P3, who favored the newer model, highlighted the facial similarity features it captured, stating: *"New model more useful. Hairlines, eyes, ears, facial all seem to match better. No positive matches came up. But some were close and I took my time examining them more closely."* In contrast, P8 found the older model to be more adept in capturing image characteristics, observing: *"Seems that with the old model and in the image in particular, the resulting images had characteristics closer to my image: chin structure, hairstyle, eye colors."*

Some participants observed cases where both models were adept at finding matches, albeit with varying degrees of accuracy. P5 noted a case where both models managed to identify an alternate view of the same soldier, stating: *"Both models were able to find an alternate view of the same soldier. Even though this one is not inscribed I can say without a doubt that it's the same soldier as another image of Andrew Johnson. Results were similar in that the different view of Johnson showed up as the top result in both the new and old model. I would give the edge to the new model in showing results that show more facial similarity."* P6 and P9 also observed similar results.

However, there were also instances where one model clearly outperformed the other in retrieving a correct match. P4 shared an experience where the old model found a match that the new model missed, remarking: *"This time, I definitely noticed a better result with the old model, even finding a candidate whose face looked very similar to my photo. That face turned up as #2 in the Old Model, whereas it didn't even show up in the New Model (I only search through the first 10-20)."* Conversely, P6 highlighted an instance where the new model correctly identified a known individual that the old model

failed to recognize: *"The new model. I tried to play a little trick by submitting a known view of General Alonzo Webber from my collection and with holding his identity to see if it would be correctly identified. The old model did not produce a match. The new model correctly identified him with the very first subject."* This was corroborated by P10 who found a couple of successful matches with the new model.

This dichotomy was evident in the diverse experiences shared by other participants. P4 noted a case where the newer model ranked a more accurate match higher, remarking, *"I gave a higher score to the New Model because while both models yielded an example which closely resembled my photo, the New Model ranked the best matched photo highest (at the top) whereas the Old Model had it further down the queue."* P5 had a different experience, finding the old model to be more accurate in certain instances: *"In this case I feel like the old model generated more results that more closely resembled the uploaded image, but none of them appear to be a match."* P9 appreciated the newer model's ability to find more similar features, noting: *"I enjoyed this one much more because I noticed how it found results more similar to the subject and had similar facial hair. This model brought up more results that looked like my subject."* Yet, in another case, P9 found the older model to be more useful: *"I was able to identify this man and both models gave me the same result of this guy. Looking at the other photos though, I would say the older model was more useful."*

Quantity and Quality: The newer model, which generally returned fewer results, was favored by several participants for its perceived precision. P6 noted its efficiency, stating, *"New model gave me much fewer matches again but those matches were much closer in appearance to the test CDV than those given by the old model. One match given by the new model may in fact be the subject but that match did not even appear in the old model."* This inclination towards quality over quantity was echoed by P9 who remarked, *"I'd prefer the newer one because I am the type of person that prefers quality over quantity, and the new model gives me results that look more like my subject rather than more photos that kind of look like my subject."* However, the smaller pool of search results also drew participants' attention to the inaccuracies in a more pronounced manner. P8 noted instances where the limited results generated by the newer model were significantly off the mark, highlighting that *"The newer model always seemed to have at least 1/4 of the results that were not similar to the test image. In one particular instance, only two results were produced and neither looked anything at all like the test image."*

On the other hand, the older model, known for its larger pool of results, sometimes overwhelmed users with options that were not always accurate. P3 expressed frustration with the quantity of mismatched results, stating, *"The original photo has lighter colored eyes. This model only a couple of the photos had light color and eliminated most of the matches which had dark colored eyes. Also there were fewer that matched the facial structure of the original. Also 350 potential matches is too many to scroll through."* Similarly, P4 found the older model unhelpful in some cases, noting that it *"presented a lot of candidates which didn't bear any resemblance to my photo."* Despite these critiques, some participants still leaned towards the older model, valuing both the accuracy and the expansive list of results it offered. P8 summed up this sentiment, stating, *"I feel that at this point in the life of this program that the old model is way more preferable. It's quite a bit more accurate and provides a larger results list of images that have similar/slightly similar physical characteristics."*

P9 was the only participant who mentioned that they have a natural inclination towards newer technologies: *"This might be because I like newer things, I'd prefer the newer model."* Considering the diverse opinions on both the models, it is not surprising that some participants suggested the concurrent use of both to leverage their individual strengths as we saw from the quotes of P7 and P2 earlier.

4.4.3 Users proposed multiple folk theories, albeit inconsistent, for assessing the two models. In their efforts to make sense of how the two models function and perform, participants crafted several folk theories spanning facial

features, occluding factors, age, photo format, non-facial features, speed, and other variables. Similar to the overall perceived accuracy of the two models above, we observed diverging opinions among participants around these factors.

Facial Features. Participants' theories about how the models operate were noticeably diverse, particularly concerning the recognition of facial features. This discrepancy in opinions sometimes extended to contrasting viewpoints on how each model interprets and prioritizes different facial attributes in the analyzed images. P5, for instance, believed that the newer model excelled in matching finer details of facial features, stating, *"I feel like the new model does a better job of finding facial matches with eyes, ears, mouths, etc."* This sentiment was mirrored by P9 who felt the newer model seemed to prioritize certain aspects such as facial hair: *"Sometimes it felt like the only part the newer model focused on was the facial hair."* Adding another layer to these theories, P10 attempted to guess the newer model's strategy by factoring in the environmental conditions depicted in the photos: *"Wow, this is impressive! In 54882], the subject is older and has facial hair which is lacking in [photo 2]. Plus it's an outdoor group view (vs a studio portrait) and the face is partially in shadow. Perhaps the model focused on the eyes and nose shape?"*

On the other hand, some participants perceived the older model to have a comprehensive approach towards facial feature recognition. P7 posited that it had *"a stronger focus on the features of the face,"* and P8 agreed: *"I could count on the old model producing results that incorporated a wide range of characteristics (beard style, mustache style, eyes, chin, cheeks, forehead, hairstyle, etc..)"* However, P3 pointed out a potential flaw in the older model, noting that it sometimes failed to accurately match distinctive features, stating, *"If a photo has a very distinctive feature, like a large nose, the results that came up had all types of noses including skinny ones that doesn't make sense. Again I think the type of photo made a difference."* Furthermore, P3 found the newer model's focus on distinctive hairstyles rather perplexing, adding, *"If the photo had distinctive facial hair or hairstyle, it seemed to focus on that first. Since hairstyles can change, I thought that was odd."*

Subject Occlusion. These folk theories also factored in occlusion-related factors and headgears. P10 highlighted the capability of the newer model to handle occlusions effectively, noting, *"Images that are low resolution, poorly lit, or have large facial hair obstructing the face can all hamper this model somewhat, but not nearly as much as the Old Model."* In contrast, P10 also emphasized that the older model struggled with occlusions: *"The subject's face is obscured by shadow in this image, and not good resolution either. My expectations were low for both models, but the Old Model especially seemed confused."* When it came to headgear, participants felt that the older model seemed to prioritize this aspect more in its analysis. P3 remarked about the old model, *"This model seemed to focus on the Kepis that they wore."* This observation was reinforced by P5, who noticed a similar tendency, stating, *"The soldier in the image is wearing his slouch hat cocked to one side, and I noticed that in the old model it populates other images of soldiers with their hats cocked to the side."* They further added, *"As I've found with other images I do think the old model puts more emphasis on headwear."*

Latency and Speed. Despite the two models having an identical actual latency in retrieving results, participants' perceptions varied based on the number of outputs each model produced. P3 reflected on the older model being slower due to a higher number of outputs, stating, *"I felt this model was slower as it produced far more results."* On the contrary, they found the newer model to be faster, adding, *"This model is faster as it produces fewer results."* This sentiment about the newer model's quicker response was echoed by P8, who remarked, *"It clearly favors pushing out more overall results compared to the new model. It's obviously slower than the new model [...]"* Other participants such as P9 did not observe any difference in the speed: *"I would say the models have similarities in speed but the results produced were different."* P6

echoed the same, stating that *"both models took about 2 seconds to correctly identify this subject"*, and was very impressed with the speed.

Age of the Subject. Participants also scrutinized the models' sensitivity to the age factor represented in the photographs. P4 noted a discrepancy in the older model's ability to match age groups accurately, stating, *"I enjoyed using both models, but the old model showed more faces that didn't look anything like the subject photo; for example, I was shown a photo of a very old man when the subject is obviously young to middle aged."* This sentiment was somewhat countered by P10, who found the newer model capable of matching faces across different age groups, expressing, *"I was amazed to see an older face matching the same face as a young man, as I've never seen that happen with the Old Model."* P5 also acknowledged the newer model's sensitivity towards youthful appearances, noting, *"This image is identified, and I just wanted to see if there were any similar results. This drummer was only 15 at the age of enlistment and had a very youthful appearance. I feel like the new model gave me more results of youthful looking soldiers."* Additionally, P1 speculated that the time period represented in the photograph might influence the model's outputs, sharing, *"Maybe it was the photo, being a postwar image of a Civil War veteran, but both models gave me other postwar images of other veterans."*

Non-Facial Visual Attributes. Participants also explored the models' adaptability to non-facial attributes such as photo formats and inscriptions on the photo. P8 acknowledged the older model's versatility with different image types, stating, *"The model worked well with all image types that I tested (tintype, ambrotype, CDV)."* Meanwhile, P4 speculated that the newer model seemed to integrate Optical Character Recognition (OCR) into its search algorithm, particularly when they uploaded photos of brothers with the same surname inscribed on the back. The newer model notably brought the photo of the brother with the same surname to the top of the queue, leading P4 to infer, *"So now I see that the New Model picks up tagged words on the photos, not just the facial characteristics of the sitters."*

5 DISCUSSION

5.1 Understanding Human-Face Recognition Teams

Prior work on human-AI interaction guidelines advocate for cautious updates and adaptation strategies, emphasizing the importance of notifying users about changes in model capabilities and updates [1]. In our online experiment with crowd workers, we made any updates to the AI model "invisible" to the participants, meaning they were not informed about which model's outputs they were interacting with on each trial. We found that participants struggled to clearly distinguish between the two facial recognition models (see Section 1.3). While the human-AI team identification performance saw a modest gain in recall scores with the newer model (i.e., finding more correct matches), there was no difference in how they interacted with incorrect matches with either model (see Table 2) despite the fact that the newer model presented significantly fewer false positives than the older model for the user to analyze (see Table 1).

Furthermore, participants exhibited a high false positive rate ($\approx 25\%$) with both the models, a concerning trend that aligns with findings from prior studies involving human face-recognition teams [14, 25, 35, 37]. This issue becomes particularly significant in high-stakes scenarios like law enforcement, where false positives can often lead to wrongful arrests [2, 23, 56]. Despite widespread calls for regulating the usage of the technology [11, 18], facial recognition systems remain prevalent across many domains, which necessitates adopting measures such as stewardship workflows to verify outcomes or training a workforce [36, 53]. The potential perception of facial recognition as a non-deterministic algorithm among lay users further necessitates educational initiatives [28]. Moreover, participants frequently highlighted the

model’s inaccuracies and biases while assessing its accuracy, particularly concerning people of color and women, echoing longstanding critiques from researchers [11, 41].

These observations not only underscore the necessity of transparent communication about updates in AI-infused systems but also spotlight the vital role education plays in helping users adapt and derive the full benefits from system enhancements. A nuanced understanding of the model’s capabilities can foster a mutual theory of mind between the user and the AI system [50], aligning expectations and paving the way for more harmonious human-AI collaboration [27].

5.2 Design Considerations for Managing AI Updates in AI-Infused Systems

In a real-world deployment of the two facial recognition models on Civil War Photo Sleuth (CWPS), we implemented a toggle button that allowed users to switch between the old and new models at will. From our diary study, we found that participants demonstrated a varied set of reasons for choosing a preferred model – whether it was the old model, or the new model, or using both models in tandem. While most of them assessed the new model to be more accurate, there still remains a possibility of *neophilia* (i.e., a bias towards new things or innovations) [54]. Similar to users on other algorithm-driven platforms [17, 34, 42], participants crafted multiple, often divergent folk theories to explain the perceived workings of both facial recognition models, using these theories to underpin their preferences.

Interestingly, there was neither a consensus regarding which model was superior nor consistency in the folk theories they devised, showcasing the complexity of users’ interactions with black-box models. This finding underscores two critical takeaways: first, the inherent difficulty in gauging the capabilities of black-box models, and second, the prominence of individual preferences in shaping users’ interactions with these systems. Consequently, these findings accentuate the necessity for a more nuanced approach to design considerations, one that extends beyond the scope of merely ‘invisible updates’ or ‘simple notifications’, and fully acknowledges the diversity of user experiences and preferences.

Building upon these insights, we propose a set of design considerations to adeptly manage updates in AI-infused systems, aiming to foster a stronger human-AI collaboration.

1. **Explicit notification and training on model updates:** Implement a system of notifications that not only informs users of updates but also provides training content to help users understand the changes through examples and counterfactuals, and how they might impact the use of the system.
2. **Dual-model system with personalization options:** Allow users to toggle between different models for easier comparison, possibly even personalizing the system according to their preferences and needs. This could also include allowing users to customize certain attributes of the model to suit their tasks better.
3. **AI model playground for testing:** Develop a “playground” or sandbox environment where users can experiment with different attributes of the AI model, forming mental models about the system’s capabilities and learning to adapt to new updates more effectively.
4. **Community-driven knowledge sharing about model capabilities:** Create platforms or community forums where users can share their experiences and insights about using the system, fostering knowledge transfer between users.

6 CONCLUSION AND FUTURE WORK

In this work, we investigated how users distinguish and perceive different black-box AI models, specifically focusing on facial recognition models in the context of historical person identification. We first conducted a benchmarking

study and found that the newer, developer-certified model performs better than the older model on a historical dataset. However, despite the discernible differences in capabilities, this did not translate to a significant performance gain in human-AI team performance with the newer model.

In the online experiment we conducted, we observed that crowd workers found it challenging to discern between the models across trials. Notably, they largely relied on their perceived accuracy of the models, instead of focusing on visible model characteristics such as the number of search results and latency. When real-world users of the Civil War Photo Sleuth (CWPS), a facial recognition-based platform for identifying historical photos, were asked to compare the two models, we received mixed responses. While the majority leaned towards the newer model, a subset preferred the older model, and a few expressed a desire to use both models in tandem. These preferences were influenced by various factors including perceived accuracy and cognitive load. Interestingly, users also developed several divergent folk theories surrounding each model’s capabilities.

As part of future work, we aim on exploring how individual differences can potentially influence the way people perceive and interact with different models. Further, we also aim on analyzing behavioral metrics such as clicks, scroll behavior, and time spent during interactions, to better understand the impact of the model on user behavior. Overall, our work opens doors for future research in the area of AI-infused systems, offering insights into the potential for smoother model updates and fostering a more harmonious human-AI collaboration.

REFERENCES

- [1] Saleema Amershi, Dan Weld, Mihaela Vorvoreanu, Adam Fourney, Besmira Nushi, Penny Collisson, Jina Suh, Shamsi Iqbal, Paul N Bennett, Kori Inkpen, et al. 2019. Guidelines for human-AI interaction. In *Proceedings of the 2019 chi conference on human factors in computing systems*. 1–13.
- [2] Elisha Anderson. 2020. Controversial Detroit facial recognition got him arrested for a crime he didn’t commit. <https://www.freep.com/story/news/local/michigan/detroit/2020/07/10/facial-recognition-detroit-michael-oliver-robert-williams/5392166002/>
- [3] Apple. [n. d.]. Use the People album in Photos on your iPhone, iPad, or iPod touch. <https://support.apple.com/en-us/HT207103>
- [4] Apple. 2021. About Face ID advanced technology <https://support.apple.com/en-us/HT208108>.
- [5] Gagan Bansal, Besmira Nushi, Ece Kamar, Walter S Lasecki, Daniel S Weld, and Eric Horvitz. 2019. Beyond accuracy: The role of mental models in human-AI team performance. In *Proceedings of the AAAI conference on human computation and crowdsourcing*, Vol. 7. 2–11.
- [6] Gagan Bansal, Besmira Nushi, Ece Kamar, Daniel S Weld, Walter S Lasecki, and Eric Horvitz. 2019. Updates in human-ai teams: Understanding and addressing the performance/compatibility tradeoff. In *Proceedings of the AAAI Conference on Artificial Intelligence*, Vol. 33. 2429–2437.
- [7] Meredith Broussard, Nicholas Diakopoulos, Andrea L Guzman, Rediet Abebe, Michel Dupagne, and Ching-Hua Chuan. 2019. Artificial intelligence and journalism. *Journalism & mass communication quarterly* 96, 3 (2019), 673–695.
- [8] Jake Brutlag. 2009. Speed matters for Google web search.
- [9] Taina Bucher. 2012. Want to be on the top? Algorithmic power and the threat of invisibility on Facebook. *New media & society* 14, 7 (2012), 1164–1180.
- [10] Zana Bućinca, Maja Barbara Malaya, and Krzysztof Z Gajos. 2021. To trust or to think: cognitive forcing functions can reduce overreliance on AI in AI-assisted decision-making. *Proceedings of the ACM on Human-Computer Interaction* 5, CSCW1 (2021), 1–21.
- [11] Joy Buolamwini and Timnit Gebru. 2018. Gender shades: Intersectional accuracy disparities in commercial gender classification. In *Conference on fairness, accountability and transparency*. PMLR, 77–91.
- [12] Carrie J Cai, Samantha Winter, David Steiner, Lauren Wilcox, and Michael Terry. 2019. "Hello AI": uncovering the onboarding needs of medical practitioners for human-AI collaborative decision-making. *Proceedings of the ACM on Human-computer Interaction* 3, CSCW (2019), 1–24.
- [13] Sissi Cao. 2023. EV Journalist Discovers a Deadly Bug in Tesla’s Latest FSD. <https://observer.com/2023/09/tesla-autopilot-fsd-bug/>
- [14] Daniel J Carragher and Peter JB Hancock. 2023. Simulated automated facial recognition systems as decision-aids in forensic face matching tasks. *Journal of Experimental Psychology: General* 152, 5 (2023), 1286.
- [15] Prithvijit Chattopadhyay, Deshraj Yadav, Viraj Prabhu, Arjun Chandrasekaran, Abhishek Das, Stefan Lee, Dhruv Batra, and Devi Parikh. 2017. Evaluating visual conversational agents via cooperative human-ai games. In *Fifth AAAI Conference on Human Computation and Crowdsourcing*.
- [16] Chun-Wei Chiang, Zhuoran Lu, Zhuoyan Li, and Ming Yin. 2023. Are Two Heads Better Than One in AI-Assisted Decision Making? Comparing the Behavior and Performance of Groups and Individuals in Human-AI Collaborative Recidivism Risk Assessment. In *Proceedings of the 2023 CHI Conference on Human Factors in Computing Systems*. 1–18.
- [17] Michael A DeVito, Jeremy Birnholtz, Jeffery T Hancock, Megan French, and Sunny Liu. 2018. How people form folk theories of social media feeds and what it means for how we study self-presentation. In *Proceedings of the 2018 CHI conference on human factors in computing systems*. 1–12.

- [18] EFF. 2019. Bans, bills and moratoria. <https://www.eff.org/about/face/bans-bills-and-moratoria>
- [19] Kelly A. Gates. 2011. *Our Biometric Future: Facial Recognition Technology and the Culture of Surveillance*. NYU Press, New York.
- [20] Ulrich Gnewuch, Stefan Morana, Marc Adam, and Alexander Maedche. 2018. Faster is not always better: understanding the effect of dynamic response delays in human-chatbot interaction. (2018).
- [21] Arthur Frederick (Fritz) Hasler. 2023. Tesla's Full Self Driving Beta V11.4.4: When It's Good, It's Very, Very, Good; When It's Bad, It's Horrid. <https://cleantechnica.com/2023/09/12/teslas-full-self-driving-beta-v11-4-4-when-its-good-its-very-very-good-when-its-bad-its-horrid/>
- [22] Gaole He and Ujwal Gadiraju. 2022. Walking on Eggshells: Using Analogies to Promote Appropriate Reliance in Human-AI Decision Making. In *Proceedings of the Workshop on Trust and Reliance on AI-Human Teams at the ACM Conference on Human Factors in Computing Systems (CHI'22)*.
- [23] Kashmir Hill. 2020. Another arrest, and jail time, due to a bad facial recognition match. <https://www.nytimes.com/2020/12/29/technology/facial-recognition-misidentify-jail.html>
- [24] Eric Horvitz. 1999. Principles of mixed-initiative user interfaces. In *Proceedings of the SIGCHI conference on Human Factors in Computing Systems*. 159–166.
- [25] John J Howard, Laura R Rabbitt, and Yevgeniy B Sirotnin. 2020. Human-algorithm teaming in face recognition: How algorithm outcomes cognitively bias human decision-making. *Plos one* 15, 8 (2020), e0237855.
- [26] S Mo Jones-Jang and Yong Jin Park. 2023. How do people react to AI failure? Automation bias, algorithmic aversion, and perceived controllability. *Journal of Computer-Mediated Communication* 28, 1 (2023), zmac029.
- [27] Rafal Kocielnik, Saleema Amershi, and Paul N Bennett. 2019. Will you accept an imperfect ai? exploring designs for adjusting end-user expectations of ai systems. In *Proceedings of the 2019 CHI Conference on Human Factors in Computing Systems*. 1–14.
- [28] Manisha Kusuma, Vikram Mohanty, Marx Wang, and Kurt Luther. 2022. Civil War Twin: Exploring Ethical Challenges in Designing an Educational Face Recognition Application. In *Proceedings of the 2022 AAAI/ACM Conference on AI, Ethics, and Society*. 369–384.
- [29] Vivian Lai, Chacha Chen, Alison Smith-Renner, Q Vera Liao, and Chenhao Tan. 2023. Towards a Science of Human-AI Decision Making: An Overview of Design Space in Empirical Human-Subject Studies. In *Proceedings of the 2023 ACM Conference on Fairness, Accountability, and Transparency*. 1369–1385.
- [30] Q Vera Liao and Kush R Varshney. 2021. Human-centered explainable ai (xai): From algorithms to user experiences. *arXiv preprint arXiv:2110.10790* (2021).
- [31] Vivian Liu, Jo Vermeulen, George Fitzmaurice, and Justin Matejka. 2023. 3DALL-E: Integrating text-to-image AI in 3D design workflows. In *Proceedings of the 2023 ACM Designing Interactive Systems Conference*. 1955–1977.
- [32] Shuai Ma, Ying Lei, Xinru Wang, Chengbo Zheng, Chuhan Shi, Ming Yin, and Xiaojuan Ma. 2023. Who Should I Trust: AI or Myself? Leveraging Human and AI Correctness Likelihood to Promote Appropriate Trust in AI-Assisted Decision-Making. In *Proceedings of the 2023 CHI Conference on Human Factors in Computing Systems*. 1–19.
- [33] Kenzo Milleville, Alec Van den Broeck, Nastasia Vanderperren, Rony Vissers, Matthias Priem, Nico Van de Weghe, and Steven Verstockt. 2023. Enriching Image Archives via Facial Recognition. *ACM Journal on Computing and Cultural Heritage* (2023).
- [34] Ashlee Milton, Leah Ajmani, Michael Ann DeVito, and Stevie Chancellor. 2023. "I See Me Here": Mental Health Content, Community, and Algorithmic Curation on TikTok. In *Proceedings of the 2023 CHI Conference on Human Factors in Computing Systems*. 1–17.
- [35] Vikram Mohanty, Kareem Abdol-Hamid, Courtney Ebersohl, and Kurt Luther. 2019. Second opinion: Supporting last-mile person identification with crowdsourcing and face recognition. In *Proceedings of the AAAI Conference on Human Computation and Crowdsourcing*, Vol. 7. 86–96.
- [36] Vikram Mohanty and Kurt Luther. 2023. DoubleCheck: Designing Community-based Assessability for Historical Person Identification. *arXiv preprint arXiv:2308.14940* (2023).
- [37] Vikram Mohanty, David Thames, Sneha Mehta, and Kurt Luther. 2019. Photo sleuth: Combining human expertise and face recognition to identify historical portraits. In *Proceedings of the 24th International Conference on Intelligent User Interfaces*. 547–557.
- [38] Vikram Mohanty, David Thames, Sneha Mehta, and Kurt Luther. 2020. Photo sleuth: Identifying historical portraits with face recognition and crowdsourced human expertise. *ACM Transactions on Interactive Intelligent Systems (TiiS)* 10, 4 (2020), 1–36.
- [39] Antti Oulasvirta, Janne P Hukkinen, and Barry Schwartz. 2009. When more is less: the paradox of choice in search engine use. In *Proceedings of the 32nd international ACM SIGIR conference on Research and development in information retrieval*. 516–523.
- [40] Joon Sung Park, Rick Barber, Alex Kirlik, and Karrie Karahalios. 2019. A Slow Algorithm Improves Users' Assessments of the Algorithm's Accuracy. *Proceedings of the ACM on Human-Computer Interaction* 3, CSCW (2019), 1–15.
- [41] Inioluwa Deborah Raji and Joy Buolamwini. 2019. Actionable auditing: Investigating the impact of publicly naming biased performance results of commercial ai products. In *Proceedings of the 2019 AAAI/ACM Conference on AI, Ethics, and Society*. 429–435.
- [42] Yim Register, Lucy Qin, Amanda Baughan, and Emma S Spiro. 2023. Attached to "The Algorithm": Making Sense of Algorithmic Precarity on Instagram. In *Proceedings of the 2023 CHI Conference on Human Factors in Computing Systems*. 1–15.
- [43] Giovanni Spitale, Nikola Biller-Andorno, and Federico Germani. 2023. AI model GPT-3 (dis) informs us better than humans. *arXiv preprint arXiv:2301.11924* (2023).
- [44] Francesca Street. 2019. How facial recognition is taking over airports <https://www.cnn.com/travel/article/airports-facial-recognition/index.html>. *CNN travel* (2019).
- [45] Jaime Teevan, Kevyn Collins-Thompson, Ryen W White, Susan T Dumais, and Yubin Kim. 2013. Slow search: Information retrieval without time constraints. In *Proceedings of the Symposium on Human-Computer Interaction and Information Retrieval*. 1–10.

- [46] Laura Trouille, Chris J Lintott, and Lucy F Fortson. 2019. Citizen science frontiers: Efficiency, engagement, and serendipitous discovery with human-machine systems. *Proceedings of the National Academy of Sciences* 116, 6 (2019), 1902–1909.
- [47] Eric Urban. 2023. How to specify a recognition model - Face - Azure AI services. <https://learn.microsoft.com/en-us/azure/ai-services/computer-vision/how-to/specify-recognition-model>
- [48] Daniela Varela and Anne Kaun. 2019. The Netflix experience: a user-focused approach to the Netflix recommendation algorithm. (2019).
- [49] Helena Vasconcelos, Matthew Jörke, Madeleine Grunde-McLaughlin, Tobias Gerstenberg, Michael S Bernstein, and Ranjay Krishna. 2023. Explanations can reduce overreliance on ai systems during decision-making. *Proceedings of the ACM on Human-Computer Interaction* 7, CSCW1 (2023), 1–38.
- [50] Qiaosi Wang, Koustuv Saha, Eric Gregori, David Joyner, and Ashok Goel. 2021. Towards mutual theory of mind in human-ai interaction: How language reflects what students perceive about a virtual teaching assistant. In *Proceedings of the 2021 CHI conference on human factors in computing systems*. 1–14.
- [51] Xinru Wang and Ming Yin. 2021. Are explanations helpful? a comparative study of the effects of explanations in ai-assisted decision-making. In *26th international conference on intelligent user interfaces*. 318–328.
- [52] Xinru Wang and Ming Yin. 2023. Watch Out for Updates: Understanding the Effects of Model Explanation Updates in AI-Assisted Decision Making. In *Proceedings of the 2023 CHI Conference on Human Factors in Computing Systems*. 1–19.
- [53] David White, Alice Towler, Linda Jeffery, Richard Kemp, Romina Palermo, Kaye Ballantyne, Kim Curby, Gary Edmond, Kristy Martire, Alice O’Toole, et al. 2020. Evaluating Face Identification Expertise: Turning Theory into Practice. Digested Analysis. In *Evaluating Face Identification Expertise: Turning Theory into Practice*.
- [54] Wikipedia contributors. 2022. Neophile — Wikipedia, The Free Encyclopedia. <https://en.wikipedia.org/w/index.php?title=Neophile&oldid=1092714887>. [Online; accessed 15-September-2023].
- [55] Heather L Willever-Farr and Andrea Forte. 2014. Family matters: Control and conflict in online family history production. In *Proceedings of the 17th ACM conference on Computer supported cooperative work & social computing*. 475–486.
- [56] Robert Williams. 2021. I Did Nothing Wrong. I Was Arrested Anyway. <https://www.aclu.org/news/privacy-technology/i-did-nothing-wrong-i-was-arrested-anyway/>
- [57] H James Wilson and Paul R Daugherty. 2018. Collaborative intelligence: Humans and AI are joining forces. *Harvard Business Review* 96, 4 (2018), 114–123.
- [58] Qian Yang, Aaron Steinfeld, Carolyn Rosé, and John Zimmerman. 2020. Re-examining whether, why, and how human-AI interaction is uniquely difficult to design. In *Proceedings of the 2020 chi conference on human factors in computing systems*. 1–13.
- [59] Qiaoning Zhang, Matthew L Lee, and Scott Carter. 2022. You complete me: Human-ai teams and complementary expertise. In *Proceedings of the 2022 CHI conference on human factors in computing systems*. 1–28.
- [60] Yuhang Zhao, Shaomei Wu, Lindsay Reynolds, and Shiri Azenkot. 2018. A face recognition application for people with visual impairments: Understanding use beyond the lab. In *Proceedings of the 2018 CHI Conference on Human Factors in Computing Systems*. 1–14.
- [61] Jiawei Zhou, Yixuan Zhang, Qianni Luo, Andrea G Parker, and Munmun De Choudhury. 2023. Synthetic lies: Understanding ai-generated misinformation and evaluating algorithmic and human solutions. In *Proceedings of the 2023 CHI Conference on Human Factors in Computing Systems*. 1–20.

A MODEL BENCHMARKING

Photo ID	Ranks of Correct Matches		Confidence Scores of Correct Matches	
	Model 1	Model 4	Model 1	Model 4
52778	[]	[]	[]	[]
40914	[1, 2, 33, 68]	[1, 2, 3, 4]	[80.11%, 78.98%, 68.78%, 67.32%]	[87.85%, 84.79%, 77.08%, 76.39%]
51831	[]	[1]	[]	[87.66%]
29626	[1, 92, 187]	[1, 2, 3]	[73.86%, 59.54%, 57.98%]	[77.74%, 75.88%, 75.53%]
41787	[1, 2, 6, 107]	[1, 2, 3, 4]	[74.34%, 72.85%, 66.06%, 58.58%]	[89.26%, 81.85%, 79.86%, 79.86%]
30357	[]	[1]	[]	[74.61%]
34096	[1]	[1]	[63.01%]	[91.24%]
19561	[1]	[1]	[77.25%]	[90.22%]
46204	[1]	[1]	[59.25%]	[91.27%]
19595	[]	[]	[]	[]
29405	[23, 87, 149, 179, 791]	[1, 2, 3, 8, 20]	[61.34%, 58.43%, 56.72%, 56.09%, 51.08%]	[81.44%, 79.48%, 71.06%, 64.86%, 52.23%]
46459	[]	[1]	[]	[75.50%]
42234	[19]	[1]	[54.78%]	[83.86%]
24322	[1]	[1]	[78.66%]	[93.84%]
25008	[1, 4]	[1, 2]	[70.51%, 59.59%]	[89.62%, 76.02%]
24356	[]	[]	[]	[]
41901	[]	[]	[]	[]
41622	[]	[1]	[]	[75.02%]
41631	[1, 2, 3]	[1, 2, 3, 4, 5, 6]	[69.19%, 68.91%, 59.14%]	[92.18%, 92.11%, 90.06%, 78.26%, 78.01%, 75.02%]
41825	[1, 2, 4]	[1, 2, 3]	[70.10%, 64.84%, 61.56%]	[80.13%, 79.60%, 75.09%]

Table 3. Model Benchmarking: Ranks and confidence scores of correct matches retrieved by Model 1 and Model 4.