

A Large-Scale Study on the Prevalence and Usage of TEE-based Features on Android

Davide Bove

FAU Erlangen-Nürnberg, Germany

davide.bove@fau.de

Abstract

In the realm of mobile security, where OS-based protections have proven insufficient against robust attackers, Trusted Execution Environments (TEEs) have emerged as a hardware-based security technology. Despite the industry’s persistence in advancing TEE technology, the impact on end users and developers remains largely unexplored. This study addresses this gap by conducting a large-scale analysis of TEE utilization in Android applications, focusing on the key areas of cryptography, digital rights management, biometric authentication, and secure dialogs.

To facilitate our extensive analysis, we introduce Mobsec Analytika, a framework tailored for large-scale app examinations, which we make available to the research community. Through 170,550 popular Android apps, our analysis illuminates the implementation of TEE-related features and their contextual usage.

Our findings reveal that TEE features are predominantly utilized indirectly through third-party libraries, with only 6.7% of apps directly invoking the APIs. Moreover, the study reveals the underutilization of the recent TEE-based UI feature Protected Confirmation.

1 Introduction

In Mobile Security, recent work has shown that Operating System (OS)-based protections are inadequate to protect devices against strong attackers [21, 46]. Therefore, vendors implement features based on Trusted Execution Environments (TEEs), a hardware-based architectural protection that promises to protect sensitive data in the presence of a compromised OS and against strong attackers. Even though research has also shown several problems with TEE solutions in the past, both research and industry push on with this technology, adding functionality based on it to recent devices.

While the goal to improve the security of devices is surely a noble cause, the security community has failed to check the impact of their new developments on the actual users of these

protections: the consumers and developers of mobile apps and devices. To our knowledge, there are only a handful of evaluations on how mobile security research and developments actually affect the user experience (e.g., [36, 41]). This work raises the question if and to what extent users get in touch with such technologies, and provides novel insights in how to improve the situation.

The impact of security measures is difficult to measure, and there is barely publicly available data of mobile app security. It is increasingly more difficult to collect large numbers of Android apps, as Google has limited Application Programming Interface (API) access to app metadata and content, and web crawlers are regularly made ineffective by changes to the Play Store website. Moreover, obfuscation of apps further complicates static analysis, and the available tools, especially from academia, are quickly deprecated or not applicable. Therefore, we enter this research area with really limited data and related work for comparison.

In this work, we want to quantify how TEEs are used on mobile devices. For this, we focus on the following research questions:

- **How many apps use TEE-based security features?**
We look at four specific APIs backed by TEE that developers may use:
 - Cryptography
 - Digital Rights Management
 - Biometric Authentication
 - Protected Confirmation
- **Where and in which context are these features used?**
We want to know how the corresponding API is used. Do developers actively implement it, or are the calls part of an included software library?

For this work, we collected 973,014 apps over a study period of 150 days (April 2023 to September 2023). Using static analysis tools, we extract function calls and class invocations to establish if an API is being used inside an app. Apart from their general TEE usage, we also collect general informa-

tion about the apps, such as their popularity derived from the download count and how they are categorized inside the Google Play Store. In a last step, we aggregate the results using the *pandas* data analysis framework, which produces several artifacts that we present here.

To summarize, **our contributions** are:

1. We conduct the first large-scale analysis of TEE utilization in Android applications. We delve into four distinct APIs and examine their usage within 170,550 Android apps. Provided with all details of our methodology, readers may reproduce our analysis or extend it for future research.
2. We present and publish our analysis framework *Mobsec Analytika*, which combines several static analysis techniques, and is tailored for large-scale app experiments by security researchers and professionals.

The remaining work is structured as follows: We give a brief introduction to the basics of app analysis and TEE in [section 2](#). We describe the methodology of our large-scale analysis in [section 3](#). Then we present insights into our analysis in [section 4](#) and present our results in [section 5](#). We discuss related work in [section 6](#) and present potential further refinements in [section 7](#).

2 Background

This section provides the background to Android security features, the structure of Android apps and general information about the APIs that we target in our experiments. We also give an overview of Trusted Execution Environments in the context of Android.

2.1 Android security

Android is an OS based on a modified Linux kernel that enforces strong isolation between apps. This isolation is achieved with the Android Sandbox, which prevents an application from accessing the code and data of other apps. With a permission-based model, apps can request access to parts of the system or device resources. Developers use the Android Software Development Kit (SDK) to access various APIs that grant access to resources or allow interacting with other apps. Android uses multiple abstraction layers between apps and hardware, such that the code to access resources is decoupled from the actual driver that performs system operations. Therefore, apps written once can run on almost all Android devices on the market.

Apps are packaged in Android Package (APK) files, which contain all the code and resources. They can be written in Java, Kotlin or using native interfaces with C or C++. The APK contains the compiled byte code as Dalvik Executable (DEX) files and all app data, such as texts, images, and configurations. It also includes the `AndroidManifest` file, which contains

meta-information required to install the app, such as required permissions, the (unique) package name and any hardware or software requirements of the app. Finally, the package may also include native code software libraries.

An APK file is an archive which contains several other files. One of these files is `classes.dex`, which contains the compiled bytecode for the app and is often the main file used for static code analysis. There can be several of these files, which are then named `classes1.dex`, `classes2.dex` and so on. Bytecode can usually be decompiled into (human-readable) Java code, as the file format preserves much information about the program, such as strings, constants, class method names and more. Apps can also contain native code libraries, which are typically found in the app’s resources as shared object (`.so`) files. Another important file in Android apps is the `AndroidManifest` file, which contains meta-information required to install the app, such as required permissions, the (unique) package name and any hardware or software requirements of the app. It also contains all references to the app’s services, screens and more. As apps need to declare all permissions in the manifest, it is often used as a starting point to estimate the expected app behavior and functionality. Since DEX files contain very detailed internal information about the code, such as function names and identifiers, they can be easily reversed to get the original source code. This process of decompilation is the basis for most static analysis tools for Android apps. Popular app analysis tools for APKs are `jadx`, a Java bytecode decompiler, and `apktool`, a software that converts the byte code into the intermediate `smali` format which can more easily be analyzed and modified.

2.2 Trusted Execution on Android

Almost all modern mobile devices recently have adopted TEEs into their system design. TEE is a security architecture that aims to maintain an isolated environment on the same device and hardware. Since Android only supports ARM and x86 architectures (both 32-bit and 64-bit versions), and there are only very few x86-based mobile devices, ARM processors are predominantly used in the mobile market [7]. Therefore, the ARM TrustZone is used to implement TEE features. The general architecture of devices with TrustZone contains a second OS, the Trusted OS. Single security features are bundled into trusted apps, so-called trustlets. These can provide several security-related services, such as mobile payments, user authentication, and cryptographic operations. The general architecture of TrustZone is shown in [Figure 1](#).

While device vendors usually provide binary blobs of TEE implementations and apps, Android provides a free and open-source alternative to be used, an own TEE OS implementation called Trusty [5]. Different vendors can implement trustlets differently, so we focus our research on the interface between normal OS and TEE. In the following, we present the relevant APIs that are analyzed in our experiments.

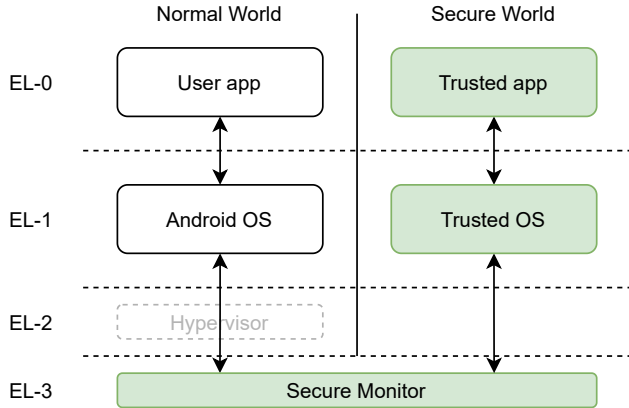


Figure 1: The TrustZone architecture on Android

2.3 KeyStore

The Keystore API is responsible for cryptographic operations: it can encrypt and decrypt data, create signatures and provides a persistent storage for cryptographic keys. It is designed such that sensitive cryptographic material (e.g., private keys and secrets) are not handled in the regular context of the OS, but in the TrustZone, which has its own main memory and execution context. Therefore, everything is processed in the isolated TEE context and no sensitive data is ever passed to the OS or the apps. Keys are bound to an app, so no app can access or use the encryption keys of other apps. The API communicates with the `keymaster` trustlet, which performs all critical operations [45, 59]. Apps can only access their own keys, and the export of private keys is not supported. On devices with Android 9 and newer, the new StrongBox technology may be available on the device. It usually consists of an additional secure coprocessor, so the actual private keys might be saved on the storage of the secure chip. If not the case, the keys are usually encrypted and saved on the normal file system under `/data/misc/keystore`. It takes several API calls to safely use the Android Keystore in apps, and security professionals have demonstrated the pitfalls for developers in using it [22]. The API with its TEE counterpart have existed since Android 4.3 (2013).

2.4 Digital Rights Management

DRM combines techniques to protect intellectual property from being copied or manipulated. It is used by apps that would like to display images or play audio protected by copyright, such as audio and video streaming services or games. Behind the scenes, the Google company *Widevine* provides the software to encode and decode media streams, both inside the hardware (called “Security Level 1”) and as a software-only solution (“Security Level 3”) [54]. The API communicates with the `widevine` trustlet running inside the TEE. The relevant media components of the DRM API have been

introduced with Android 4.3 in 2013.

2.5 Biometric Authentication

Devices with appropriate fingerprint sensors or dedicated cameras can use these to authenticate the current user. Especially for critical operations, such as device unlocking or confirmation dialogs, it can be a safe option to ask for the user to use their fingerprint or a scan of their face to proceed. Android offers an API to do this, using biometric information, without the need to pass this information to the app or give it access to the raw data. Again, this process is mainly performed in the TEE through the `fingerprint` trustlet, where the app directly accesses the fingerprint sensor of the device to retrieve the biometric information, saves it to be used exclusively from the trusted environment and returns the result of the authentication check to the requesting app. For the face unlock feature of some devices, the interfacing service is called `faced`. Android requires vendors to use secure hardware to implement this feature, such as a TEE and “secure camera hardware” [4]. Still, both biometric methods are accessed by the same API calls. The Biometrics API has been introduced with Android 9 in August 2018 [9].

2.6 Protected Confirmation

Since Android 9 the `ConfirmationPrompt` API can be used to show a secure User Interface (UI) dialog and ask the user for confirmation. Protected Confirmation dialogs take up the whole screen and show a developer-defined text to confirm or dismiss. The user can confirm the text on the screen by pressing the hardware buttons on the device or, if not present, use virtual buttons on the touch screen. The screen is composed and displayed from the secure context of the ARM TrustZone, and overlaps any other screen contents until the dialog is taken care of [21]. The app receives a digitally signed confirmation that can be forwarded to third-party systems and which guarantees that the confirmation is legitimate. Combined with biometric authentication, remote parties can request a confirmation from specific app users that is tamper-proof and transparent to the third-party entity.

While this feature has existed since Android 9, released in 2018, it is currently unknown how many devices actually support this feature. Android defines what vendors must or may implement to ensure compatibility. For Protected Confirmation, Android 9, 10 and 11 only “recommend” the implementation, while the specification changed to “strongly recommend” since Android 12 [6]. Therefore, at the time of writing, the TEE support of this feature is still optional. Developers may use the API `ConfirmationPrompt.isSupported` to check the availability for the current device.

3 Methodology

For our data collection and evaluation, we collected 973,014 apps over a period of 150 days. In the following section, we explain our methodology, which includes a data selection and collection phase and an analysis based on our framework *Mobsec Analytika*.

3.1 Data Selection

Based on the official Android documentation and knowledge of the developer SDK, we identified four different APIs that call functions or interfaces located in the TEE part of the system. While the implementation on the TEE side might vary between different vendors, the Android framework is supposed to abstract from these implementations, therefore the code of apps using the API stays the same for different devices.

In order to be able to reduce the number of apps to analyze while still retaining reproducibility of our experiment, we chose to exclude apps from our analysis. The included apps need to match the following criteria:

- The app needs to have at least 10,000 app downloads / installs in the Google Play Store. This is mainly to select apps that have relevancy and impact.
- The app was updated recently. We chose January 1, 2020, as the earliest valid date for apps. Some selected APIs have been introduced in the last few years, therefore having older apps in the dataset might significantly skew the results.
- The app is **not** a game. Games mostly use game engines and assets that are included into the package, and are therefore big and cumbersome to analyze. Early cherry-picked examples of popular games also yielded no significant or interesting results to the questions raised in our work. Games are filtered out of our data collection by *category* as defined in the Play Store.

Apps in the Google Play Store have a category they were assigned to by their developers. We use this category to filter out specific apps, as well as to build statistics on which types of apps use TEE features in our results. For example, apps of the category “Educational” refer to educational games, while the category “Education” is for non-game apps. We identified 17 categories related to games, which we use for our pre-filtering. While this attribute is not necessarily a reliable indicator for an app’s content, it is the best we have at hand to determine the type of app. For instance, the “Finance” category contains both apps related to banking and notes apps for personalized shopping lists. The reliability of this information comes from the large amount of data we collect, which should keep the relative percentage of wrongly categorized apps low. Regarding our dataset, we also did not analyze system apps, as our experiment focuses on third-party apps. With the above

requirements defined, we describe the app collection process.

3.2 Data Collection

In order to retrieve the APK files for our analysis, we used the dataset of AndroZoo [2]. The project maintains a list of apps in their database. We removed all entries which do not have the Play Store as source, and filtered the list by latest app versions. With the resulting list, which contains around 12,033,563 different APKs, we randomly pick apps and crawl their respective Play Store website to check their existence on the store and to retrieve more information. In cases where the Play Store entry does not exist anymore, we exclude the respective app from our list. If it exists, we apply the filters described above and mark packages for further examination. In this step, our Play Store crawler also collects relevant meta-data, such as download count, version information, app category and the date of last software update. We performed the download of the apps and the filtering from 2023-04-07 to 2023-09-03, so only apps that were online and available in that time frame were further considered.

Once a package is marked for analysis, we download the package from the AndroZoo servers and pass it to our analysis framework *Mobsec Analytika*, which is described in the next section.

3.3 Mobsec Analytika

Mobsec Analytika is a framework for large-scale app analysis. It is suited both for large-scale (one analysis for many apps) and in-depth (many analyses for one app) experiments. The design goal of *Mobsec Analytika* is to be a flexible and extensible framework, as apps can be analyzed in multiple ways and with different algorithms and techniques. This adaptability is achieved with custom modules, which users can create to extend the functionality of the framework.

For our analysis, we developed four modules for the four different APIs we target. Modules operate on files extracted from an APK, and each module focuses on one specific attribute of the code. For our experiment, we use *apktool*¹ as a bytecode disassembler to extract information from APK files. The modules then search through the disassembled code and look for API function calls for each of the APIs we are interested in. When such a match is found, information about the match is collected, such as the file path or usage details. Reports are written to a JavaScript Object Notation (JSON) file and can be processed further for evaluation.

If any errors occur during analysis, we exclude the app from the final results. Errors can be attributed to timeouts in the analysis, when apps are too complex or willingly obfuscated to protect against analysis. In our analysis (see [section 4](#)), we also consider and quantify the apps that failed our analysis. If

¹<https://apktool.org/>

no errors occur, every module yields a definitive result, which is either positive (at least one match) or negative (no matches).

After the analysis step, we save the collected data in a database. The final results, as presented in [section 5](#), are aggregated separately using the *pandas* data analysis library.

4 Analyzing Apps and APIs

As described in the methodology section, our analysis is based on the static analysis of app code. In this section, we describe which data we collect and how we define API matches in Android apps.

4.1 Android-specific API calls

In order to detect the presence of TEE-related API calls, we researched the actual Android classes and interfaces which are used to hold and manage relevant data. We then also extracted method calls that represent instantiation or usage of these classes, such that unused classes may not trigger a false positive in our app analysis. The patterns used for matching the APIs are found in [Appendix A](#).

For the KeyStore API, we have a total of 23 classes, 15 from the `android.security.keystore` package and 8 classes from the parent package `android.security`. Each class is used with cryptographic key pairs, either in generation, retrieval, or validation. We also included `Exception` classes that are used to catch and handle errors, such as `KeyStoreException`. From all classes, we included 166 methods that may be used to instantiate objects, retrieve data or perform operations. During our code analysis, we try to find matches to these methods.

For DRM we collected 22 classes and 13 methods. While most apps will use custom DRM classes to handle specific use cases, the app still needs to call methods from the `android.media.MediaDrm` class and from `android.drm` packages to use the hardware-based DRM protections.

Biometric authentication is also one of the features that work with a TEE-based application. Biometric information such as fingerprints or face scans are considered sensitive information and may not be extracted from a device. In the best case, this is guaranteed by encrypting the biometric signatures and only decrypting them in the TEE. With Android’s StrongBox concept, which includes a physical co-processor that handles sensitive data and operations, extraction of the data through a remote attack is made even more difficult. Android offers 8 classes and 20 methods of the `android.hardware.biometrics` package to initialize and use biometric features.

Finally, we include Protected Confirmation detection into our analysis. The feature uses UI elements composed in the TEE to show a confirmation dialog to the user. Developers need to consider up to 5 classes with 12 methods to be able to use Protected Confirmation.

4.2 Cryptographic Libraries

Regarding our second research question, we had the hypothesis that some API calls may happen inside known security-focused software libraries. Especially cryptographic libraries are popular and often recommended by security professionals. In order to verify this hypothesis, we detected usage of crypto libraries in the app. Similar to the above modules, we included 11 popular libraries, with a total of 37 packages associated with these libraries. These software libraries expose several APIs that can be called inside the app’s source code. Therefore, we look for imports of classes and methods that reference the unique package name of software libraries to detect usage. For example, all classes of the popular BouncyCastle library originate in the package `org.bouncycastle.crypto`, and therefore finding usage of related methods means looking for the name in the app code. We manually researched and built a list of patterns which were mostly involved in the usage of cryptography for every library, to minimize false positive matches. This list is found in [Appendix A](#).

Our analysis also includes 9 additional crypto libraries which are included as native libraries, often in the form of static shared object (`*.so`) files. These are more difficult to detect, as the relevant methods are often included in the library as compiled code, and not easily analyzed with static analysis tools. Therefore, we have a second list of potential file names that are commonly used for the specific native libraries. With a regular expression, we also catch slight variations of these, so a search for `libraryA` might include the files `libraryA_10.2.3.so` and `libraryA.so.1.2`. While not perfect, this method provided fast detection with the most amount of correct matches at a low false-positive rate, at the cost of a higher false-negative rate (libraries undetected because of non-matching filename).

4.3 Match Location

In our second research questions, we ask about the context of the API usage. It is relevant to know if apps willingly use the target classes and methods, or if they are only used indirectly by third-party libraries shipped with the app. When a match is found with one of the API calls, *Mobsec Analytika* also saves the file path of the match. From this path, we can extract the actual package the match was found in, as the paths follow the package naming pattern of Android. Therefore, the compiled bytecode files from package `com.example.xyz` are found in the path `./com/example/xyz/`.

There might be exceptions to this rule, especially when the app code was obfuscated or *minified*. In most cases, *ProGuard* is used, which until recently was used by the Android build environment to “shrink” and obfuscate bytecode [13]. ProGuard shortens package names to alphabetical structures (e.g., `b.d`, `c.d`), and class names are transformed to single uppercase letter combinations. For our experiment, this has little

significance, as we know the obfuscation rules and can deduce that such shortened packages usually belong to the main application. We still defined a group of libraries as “obfuscated” if the package names were found to be invalid according to Android’s application ID rules [11]. Moreover, we observed that in the majority of cases, included libraries were **not** obfuscated or minified. The reason could be that code minification and shrinking need to be explicitly enabled and configured during compilation, especially for third-party code [13].

4.4 Further Metadata

During analysis, several data points were collected that are not directly part of the results, but helped keep the data clean and easy to analyze. Since our APKs originate from the third-party service AndroZoo [2], we perform rudimentary checks to assure their metadata about the apps is correct. For this, we extract the reported package name of the app and compare it to the one AndroZoo provides. We also verify the files’ SHA-256 hashes to exclude download errors and bit flips during transmission and processing. Since we also check the existence of the app on the Play Store, we save some data related to it, such as app title, downloads, and author information.

We measure the execution time for every analysis, both for the whole process and individual modules. In order to get the highest number of apps analyzed in a limited time, we applied a timeout of 15 minutes. After this time, the analysis is aborted and an error is logged. If an analysis is successful, the various analysis results include file names and line numbers of the individual matches. This is done to be able to reproduce the analysis manually or for tracing errors and bugs. Using this information, we can also deduce if a call is done from the main application or from one of the included third-party software libraries, as required by one of our research questions.

5 Results

The analysis was performed over 150 days and a total of 973,014 apps were collected. We examined 170,550 APKs, of which 34 apps failed the analysis. In this section, we present the results of our data analysis.

5.1 General Usage

We successfully analyzed 170,516 apps. From these, 95,687 apps (56.1%) contain no API matches, 74,829 apps (43.9%) contain references to at least one TEE-related API, and only 4 contain references to all four APIs. By excluding Protected Confirmation, which is the least used API, we get a total of 3,268 apps (1.9%) that use all the other APIs. Of all apps that include a match, 23.0% of them include at least one obfuscated library (per our definition in subsection 4.3).

Between the four APIs we looked for, this is the distribution of apps that contain at least one reference to them:

- KeyStore: 54,540 (32.0%)
- DRM: 38,743 (22.7%)
- Biometrics: 11,674 (6.8%)
- Protected Confirmation: 4 (0.0%)

We verified that the package name of the APK file matches the name reported by AndroZoo. In 103 cases, the actual package name did not or only partially match the reported name, with 41 of these at least sharing the same package prefix (e.g., `com.package` and `com.package.xyz`). The remaining apps have probably been mismatched during the data collection by the AndroZoo project. Since we used the reported package name defined in the APK’s manifest file, these errors do not impact our results.

The duration of an analysis depends on the complexity of the app and the size of its code base. While durations range between 0.21 and 814.76 seconds, the median analysis time is 23.23 seconds. If an analysis takes longer than our selected timeout of 900 seconds (15 minutes), we consider the analysis “failed” and therefore it does not appear in these statistics anymore.

For the quality of our collected sample, we extracted every app’s category to make sure that our dataset is varied enough over all types of mobile apps. By selecting apps at random, we get the category distribution shown in Figure 2. This extra information in our dataset allows showing differences in API usage for different app types, without having to analyze the inner workings and purposes of singular apps.

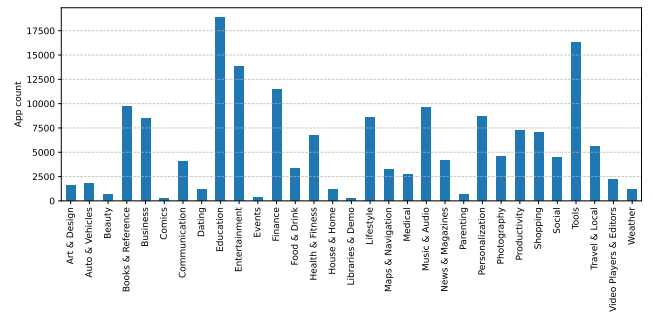


Figure 2: Number of analyzed apps per Play Store category

Next, we want to see how the actual APIs are distributed over app types. For this, we combine the category information with the number of apps where a specific API was detected. In Figure 3, we show the relative matches for 3 of the 4 APIs over all analyzed apps.

From the graph, we see that over 65% of apps in the Finance category contain calls to the KeyStore. The category also holds the record for biggest share of apps including Biometrics. For DRM, there are peaks in Music & Audio, News & Magazine, and Video Players & Editors. These results might

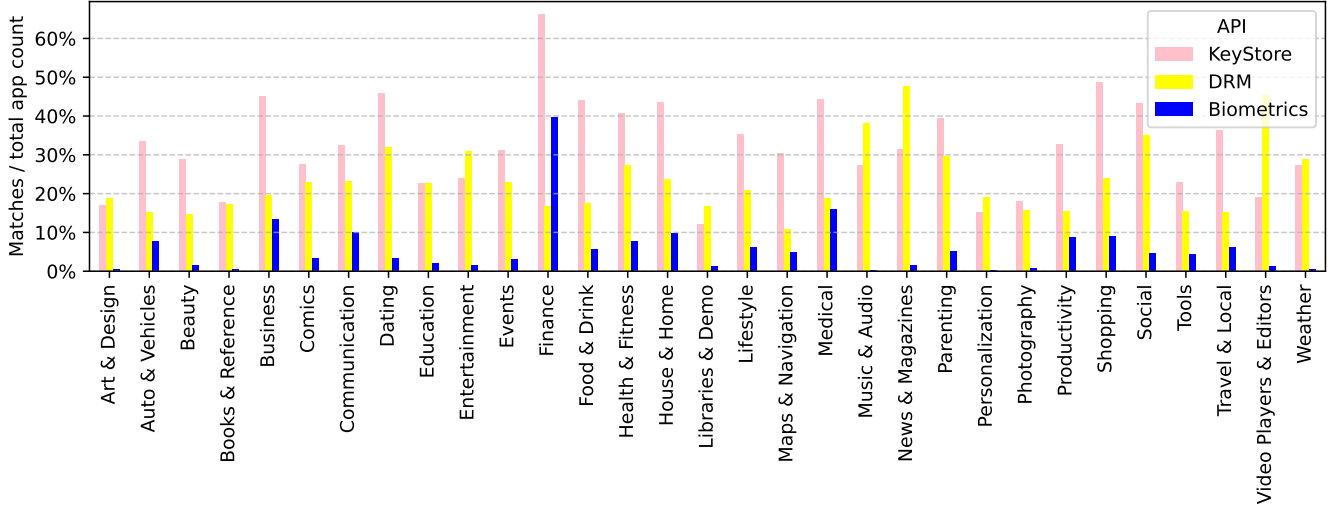


Figure 3: Relative API matches per app category. The bars determine how many apps in a category contain calls to a particular API, out of all successfully analyzed apps for the category. The Protected Confirmation API was left out intentionally for improved layout.

not be surprising to the reader, but they strengthen our claim of the correctness of our analysis.

For our second research question, we also analyzed the location of these matches and show how the matches are distributed among the main app and any included libraries. In the following, we present the results for both types of matches.

5.2 APIs in Libraries

Our matching method collects the location of the API match, which can be used to detect which code file calls the corresponding class or method. We take a look at API matches in included third-party libraries, which we will call **inlib usage** for the rest of this work.

From all analyzed apps, over 70,611 apps (41.5%) contain inlib usages. Apps contain an average of 1.94 (median: 1.0) libraries where a match is detected. Over all matches found in apps, both in libraries and in the main app, around 91.6% are attributed to inlib usages. Therefore, the majority of API invocations do not happen as part of the main app, but inside the libraries that are imported by the apps.

Furthermore, compared to the number of apps that contain at least one match, about 94.4% of apps were found to contain inlib uses. As before, we looked at the APIs that were matched. From the 70,611 apps that include at least one inlib usage, the KeyStore was found in 68.0%, DRM in 53.9%, and Biometrics in 15.6% of apps. For Protected Confirmation, we found 4 apps (0.0%).

While we cannot work out if a specific call is actually executed during runtime, we can identify the top libraries for every API used inside these apps, which we present in the following sections. In the following, we present the libraries

that contain relevant API calls.

5.2.1 KeyStore

As described in [subsection 4.3](#), we locate a match inside the app structure and extract the corresponding package name of the library. For KeyStore, we detected 5,661 unique libraries with inlib usage. The top 10 libraries are shown in [Table 1](#).

Package	Apps	Purpose
com.appsflyer	6443	App analytics, event tracking [16]
androidx.biometric	5124	Android Jetpack support library [8]
com.flurry.sdk	4717	App Analytics, Reporting [66]
androidx.security.crypto	3824	Android Jetpack support library [8]
com.microsoft.appcenter.util.crypto	3593	Analytics, Reporting, VS App Center SDK [48]
com.google.crypto.tink.integration.android	3453	Tink crypto library [31]
com.amazonaws.internal.keyvaluestore	1845	AWS SDK for Android [62]
com.silken.cordovahttp	1154	Cordova Advanced HTTP plugin [35]
com.oblador.keychain.cipherStorage	953	KeyStore Access for React Native apps [17]
expo.modules.securestore	916	Expo SecureStore library [25]

Table 1: Top 10 packages by app count that use KeyStore

While the use cases for some libraries might be unknown, we also see several support packages that offer easy access to KeyStore functionality, such as Android Jetpack. From the list of packages, it is apparent that not all app developers may be aware of the use of these APIs in their app. By manual inspection of some apps that include the Android Jetpack [8] library, we found that the majority of apps are shipped with all or most of the packages offered by the library. In addition, most apps in our subset did not use or need to use the KeyStore functionality. We did not find any obfuscation or minimization of the library, which may explain why so many apps “include” KeyStore without using it. This observation is also valid for the other APIs in our experiment.

5.2.2 Digital Rights Management

For DRM, we detected 2,583 unique libraries that use it. As DRM is a very specific feature of Android, most uses are based on showing protected content to the user. Again, the top packages that include DRM APIs are presented in Table 2.

Package	Apps	Purpose
com.google.android.exoplayer2.drm	18558	ExoPlayer media player [12]
com.applovin.exoplayer2.d	3471	Advertising and Monetization [15]
mono.android.drm	2410	DRM for Xamarin .NET Android [47]
androidx.media2.exoplayer.external.drm	1031	Android Jetpack media player [8]
androidx.media2.player	1010	Android Jetpack media player [8]
android.media	969	Android Media API [10]
com.mbridge.msdk.playercommon.exoplayer2.drm	879	Advertising and Monetization [49]
com.segment.analytics	700	Segment Analytics [61]
com.google.ads.interactivemedia.v3.internal	640	Google Media Ads SDK [29]
com.google.android.exoplayer.drm	574	ExoPlayer media player [12]

Table 2: Top 10 packages by app count that use DRM

In the list of packages, we see plenty of references to *ExoPlayer*, a media player API for Android which can be extended [12]. It is included with the Android Jetpack framework, so developers may also use that implementation in their apps. Since ExoPlayer uses Android’s *MediaDrm* API for protected playbacks, most implementations that extend ExoPlayer include code invoking the lower-level Android APIs. As some ads may also contain copyrighted material, the feature is also prominently used for in-app advertisement libraries, such as Google Ads or AppLovin. As a more specialized use case, DRM is contained in far fewer packages than KeyStore.

5.2.3 Biometrics

The Biometrics API was detected in 638 unique libraries. The top packages are shown in Table 3.

Package	Apps	Purpose
androidx.biometric	8056	Android Jetpack support library [8]
android.hardware.biometrics	559	Android Biometrics SDK [9]
androidx.appcompat.widget	137	Android Jetpack support library [8]
com.exbrain.android.biometric	117	Biometrics library for Android [26]
org.robolectric.shadows	80	Robolectric Unit testing library [56]
com.tuya.smart.biometric.finger.compat	58	Tuya IoT SDK for Tuya Biometric Readers [37]
com.tuya.security.base.finger	52	Tuya IoT SDK for Tuya Biometric Readers [37]
com.an.biometric	39	Biometric Authentication Library [51]
com.ts.common.internal.core	34	Identity verification [60]
com.inmobile	30	SMS Marketing [38]

Table 3: Top 10 packages by app count that use Biometrics

As an even more specialized security API, even less libraries include the functionality for other apps to use. Therefore, we see most usages coming from the Android Jetpack library or from the API package itself. Most other uncommon uses are situational and involve security checks or the communication with custom fingerprint readers. For this category, we identified a higher rate of code obfuscation than with the other APIs. We estimate that over 350 apps include a biometric library, which we could not identify due to obfuscation. While still below the majority of apps that use known libraries, it is a considerable number of apps that we were unable to identify in this category.

5.2.4 Protected Confirmation

As we described in previous sections, we only had 4 apps containing Protected Confirmation code, and all of these matched in 2 third-party libraries. In three apps, the code resided in the *android.security* package, which is the standard Android SDK. For the remaining app, the API call was located inside *com.android.tools.r8.internal*, which seems related to the Android’s default *D8 compiler* [30]. As the apps in question do not have any apparent connections to Google or Android, we could not reproduce why this code was included in the app package.

5.3 Direct API Usage

In this section, we present how apps use the APIs directly inside the main app package, rather than having the code inside a third-party library. We call this **inmain usage**. The difference is significant: In the previous sections, the code to invoke API calls is included inside an app, but we cannot reliably tell if it is actually used. But if we know that developers actually included the code themselves, combined with the way apps are packaged and minified (see subsection 4.3), we can assume that the API is actually being used.

From all analyzed apps that contain at least one match, about 15.2% of apps were found to contain inmain uses, and 5.0% having exclusively inmain usage. As before, we looked at the APIs that were matched. From the 11,364 apps that include at least one inmain usage, the KeyStore was found in 87.5%, DRM in 14.0%, and Biometrics in 8.5% of apps. No matches were found for Protected Confirmation. By direct comparison, the share of KeyStore matches is significantly higher for inapp usage, while in turn DRM and Biometrics is reduced.

In order to understand how and why developers choose to use the APIs directly in their app, we aggregate the data with the category of the apps. The result is shown in Figure 4. Looking at the differences between categories, we see that Biometrics are sparsely used directly, with a share of below 25%. As a specialized use case, DRM is again used mainly in the categories *Education* and *Video Players & Editors*. Through our analysis, we know that the API is also used for showing ads, which may explain the spikes in the categories *Communication* and *News & Magazines*. We can also observe another peculiarity of the data in the categories, with a high usage of DRM in combination with the KeyStore API. KeyStore is used universally across all categories by developers, its usage mostly ranging between 75% and 99%. When DRM has its maximum values, the Keystore seems to have a local minimum. Since we compare the matches with all apps of a category, and any app can contain multiple API matches (but has at least one match), the sum of all values in a category can go over 100%. The values are also detached from the actual matching method, as the graph only counts the number of

apps that include one or more matches, not the actual number of matches in one app. Therefore, we can confidently exclude any calculation mistake in our analysis. Still, there is currently no logical explanation for this phenomenon.

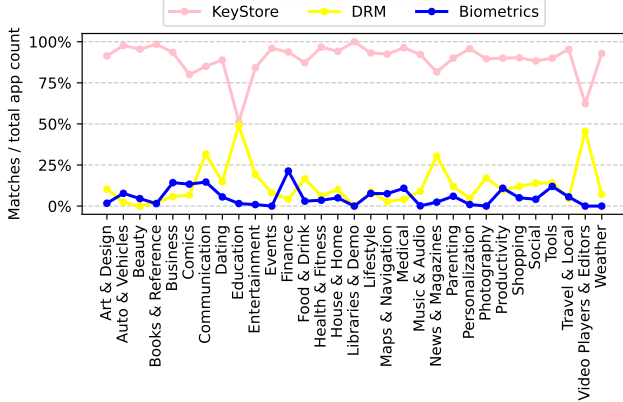


Figure 4: Relative API matches per app category for inmain usage.

5.4 Cryptographic Library Usage

Known by the slogan “Don’t roll your own crypto”, the practice of using ready-made and established third-party libraries for encryption is widely understood among experts to be the safest way to use cryptographic functions. We detected 167,600 apps (98.6% of all analyzed apps) that include at least one of the surveyed crypto libraries. The libraries with their relative app matches are shown in Table 4.

Software library	# apps	Native library	# apps
Java Security [53]	167,599	Crypto++ [24]	32
Android Jetpack [8]	3,706	Botan [44]	0
BouncyCastle [20]	8,306	Libgcrypt [27]	0
Nimbus JOSE + JWT [23]	4,854	OpenSSL [55]	401
Spring Security JWT [63]	13	GnuTLS [28]	0
Jasypt [39]	7	Sodium [43]	30
JNCryptor [40]	102	GNU Nettle [50]	0
AWS KMS [3]	1,760	wolfSSL [65]	4
Google Tink [31]	5,634		
Apache Commons Crypto [64]	1		
Apache Tuweni [14]	0		
Apps with software library	167,600	Apps with native library	410

Table 4: List of cryptographic libraries with the number of apps that include them

Almost all apps in our dataset include calls to the cryptography classes of the Java Class Library, the set of functions and classes available to all applications based on the Java Virtual Machine. One of the central interface classes in the library is `java.security.Key`, which handles several types of cryptographic keys. It is also the origin for the majority of matches in our experiment. Apart from the standard library, we can identify *BouncyCastle* and *Google Tink* as the most used general-purpose cryptographic libraries.

Before our analysis, we expected that most of the crypto libraries for Android may offer KeyStore support in their implementations, as it is the only secure way to protect against root-level attackers on mobile devices. Therefore, we cross-check this assumption by looking at the libraries where KeyStore matches occur, and compare it to our list of cryptographic libraries. We found that only two libraries, the same we identified in Table 1, include calls to the KeyStore API: `androidx.security` (Android Jetpack) and `com.google.crypto.tink` (Google Tink). While both libraries are owned by Google, and Jetpack is becoming part of the official Android development ecosystem, the integration of Android APIs in Tink as a cross-platform cryptographic library is actually a bonus feature for Android users. For the open-source encryption libraries in our selection, we could verify that they really did not include KeyStore specific code.

For the native libraries, we only found 410 apps that contain at least one. These apps mostly used the `libssl` and `libcrypto` libraries by OpenSSL. As described in section 4, the detection of native libraries is more error-prone, and therefore readers should take these results with caution.

6 Related Work

In past research, large-scale static app analysis has been used to various degrees to analyze app behavior, mainly focusing on “security and privacy issues” [42]. Studies have been performed to assess the amount of software reuse in apps [58], the accessibility of UI elements [57] or vulnerabilities in mobile games [67]. Third-party cryptographic libraries on mobile devices have been explored and analyzed in the past, and more recent research suggests that 90% of misuses of the APIs do not come from app developers, but originate in third-party libraries [18, 52]. In TEE security, there has been research that analyzes TEE trusted apps [32], but without considering the software interfaces on the OS side. While we could not find previous works that look at security-focused APIs on Android, there are also similar works to our experimental approach, that we want to mention in the following.

The most adjacent work is SARA, a software library that uses existing native APIs to implement “remote authorization” [36]. While the main goal is to present SARA as an alternative to native APIs, the paper also features a large-scale app analysis to determine how apps use TEE features. The work analyzes 112,886 apps from the Play Store, using the same tools as in our experiment (see section 3). Unfortunately, the paper only focuses on key attestation methods and Protected Confirmation, and it reports that only 5 apps were found to include key attestation (a feature of KeyStore) and no apps were found to use Protected Confirmation. In a usability study performed by the authors, they also found that developers were unable to use the KeyStore and Protected Confirmation APIs, declaring the official documentation was “complex”.

In [33], the authors collect the top 1,000 Play Store apps to detect and analyze file system accesses in Android’s Filesystem API. As a difference to our approach, the work applies a dynamic analysis using UI automation to trigger app behavior and the Frida framework to hook the Java API. While they also analyze KeyStore app interactions, the paper does not present any results specific to it.

The paper BrokenFinger [19] focuses on the `keymaster` and `fingerprintd` TEE services. They survey the usage of the Fingerprint API on Android, a predecessor of the Biometrics API, by statically analyzing bytecode of 501 apps, selected from a dataset of 30,549 top apps from the Play Store. They found that 14.37% of analyzed apps did not contain related APIs calls in their source code, and over 50% of apps do not use Android’s safeguards that verify if the fingerprint sensor was actually touched. Given the difference in the selection strategy for the dataset, the actual distribution of apps using Biometrics might not be comparable to our experiment. Their dataset contains 1.4% of apps that use fingerprint features, while our experiment with over 5 times more apps selected by install count yielded a share of 6.8% for Biometrics usage.

In SafetyNOT [34], the authors analyze the use of Google SafetyNet, a predecessor of the Play Integrity API which offers developers to remotely check the devices their apps run on. The API offers a remote attestation service, where developers can assess the integrity of a user device, with attributes such as bootloader status, emulator detection or modified OS package. The authors collected 163,773 apps, did an automated string search for “safetynet” on the smali code, which found 19,834 apps containing the keyword, and further analyzed these apps dynamically using the Frida framework. In the end, they identified 62 apps that contained SafetyNet API invocations, and none of them correctly implemented the security checks provided by the service.

7 Conclusion

This work presents a comprehensive analysis of the usage of TEE-based APIs for 170,550 Android apps. The results of our experiment offer valuable insights into the current landscape of mobile security practices. For this, we developed *Mobsec Analytika* as a tool for large-scale app analysis, which we plan to release to the public as an open-source research tool.

Our findings reveal that TEE features are mostly used indirectly through the use of third-party libraries. While developers may be able to directly call the APIs, only in 6.7% of all apps this occurred. Most apps that use the examined features may use it through the Android Jetpack library, which wraps many functions of the Android SDK. We also learned that Protected Confirmation, as a recent TEE-based UI protection, is virtually unused by apps. For KeyStore, we expected to see more usage in popular cryptographic libraries, but only Android Jetpack and Google Tink were found to use the secure KeyStore API.

Despite the extensive nature of our study, there exist certain limitations that should be considered when interpreting the results:

- Our analysis is restricted to free apps only, excluding paid applications from the study. While this limits the impact of our results to a partial view of the overall app ecosystem, almost 97% of apps on the Play Store are free to download [1].
- In our analysis, we did not account for dependencies between APIs. A method that is consistently called within another API implementation results in matches for two distinct APIs. An example of this is Protected Confirmation, which needs a KeyStore-protected key to sign the confirmation data.
- We did not investigate system apps in this study. System apps may contain a higher degree of TEE usage within the system, as they are usually more privileged than third-party apps. Unfortunately, we were unable to obtain enough samples from different devices and manufacturers to include these apps in our analysis. Therefore, we limited the scope to third-party apps available to most devices and users.
- Code obfuscation poses a challenge for accurate static analysis. While most manually analyzed apps were not heavily minified or compressed, the presence of obfuscated code in some applications may have affected the reliability and precision of our analysis, potentially leading to false-negatives, such as missing matches or undetected libraries.

Our research fills a significant gap in the field of mobile app research, but there are more promising opportunities for future research. One direction worth exploring is the incorporation of a user study involving mobile app developers. By directly engaging with practitioners, we might gain a more in-depth understanding of what developers know about app security and TEEs, and how their experience with implementing or including security features in their apps are. Some minor studies have been performed for related work, but a larger study might yield more insights into the actual usage of Android APIs. We trust that our work will be instrumental in advancing both TEE research and the overall landscape of mobile security in a more user-centric direction.

Availability

We publish the source code of *Mobsec Analytika*, as well as a list of all analyzed apps and any research artifacts (e.g., *Mobsec Analytika* outputs). Because of legal concerns, we do not publish the collected APK files, but provide SHA-256 hashes of all analyzed files. The repository can be found here: <https://www.cs1.tf.fau.de/android-tee-study/>

References

- [1] 42matters AG. Google play vs the apple app store: App stats and trends. <https://42matters.com/stats>, 2023. Last access: 2023-10-11.
- [2] Kevin Allix, Tegawendé F. Bissyandé, Jacques Klein, and Yves Le Traon. Androzoo: collecting millions of android apps for the research community. In Miryung Kim, Romain Robbes, and Christian Bird, editors, *Proceedings of the 13th International Conference on Mining Software Repositories, MSR 2016, Austin, TX, USA, May 14-22, 2016*, pages 468–471. ACM, 2016.
- [3] Amazon. AWS Key Management Service. <https://aws.amazon.com/kms/>, 2023. Last access: 2023-08-08.
- [4] Android. Face authentication hidl. <https://source.android.com/docs/security/features/biometric/face-authentication>, 10 2022. Last access: 2023-07-01.
- [5] Android. Trusty tee. <https://source.android.com/docs/security/features/trusty>, 09 2022. Last access: 2023-07-01.
- [6] Android. Android 12 compatibility definition. <https://source.android.com/docs/compatibility/12/android-12-cdd>, 06 2023. Last access: 2023-07-01.
- [7] Android. Android ABIs. <https://developer.android.com/ndk/guides/abis>, 06 2023. Last access: 2023-07-01.
- [8] Android. Android Jetpack. <https://developer.android.com/jetpack>, 2023. Last access: 2023-08-08.
- [9] Android. android.hardware.biometrics. <https://developer.android.com/reference/android/hardware/biometrics/package-summary>, 2023.
- [10] Android. android.media. <https://developer.android.com/reference/android/media/package-summary>, 2023.
- [11] Android. Configure the app module. <https://developer.android.com/build/configure-app-module>, 2023.
- [12] Android. Media3 exoplayer. <https://developer.android.com/guide/topics/media/exoplayer>, 2023.
- [13] Android. Shrink, obfuscate, and optimize your app. <https://developer.android.com/build/shrink-code>, 09 2023. Last access: 2023-08-01.
- [14] Apache. Apache Tuweni. <https://tuweni.apache.org/>, 2023. Last access: 2023-08-08.
- [15] AppLovin. Applovin sdk. <https://play.google.com/sdks/details/com-applovin-applovin-sdk>, 2023.
- [16] AppsFlyer. Appsflyer. <https://www.appsflyer.com/>, 2023.
- [17] Joel Arvidsson and Vojtech Novak. Keychain/keystore access for react native. <https://github.com/oblador/react-native-keychain/>, 2023.
- [18] Michael Backes, Sven Bugiel, and Erik Derr. Reliable third-party library detection in android and its security applications. In Edgar R. Weippl, Stefan Katzenbeisser, Christopher Kruegel, Andrew C. Myers, and Shai Halevi, editors, *Proceedings of the 2016 ACM SIGSAC Conference on Computer and Communications Security, Vienna, Austria, October 24-28, 2016*, pages 356–367. ACM, 2016.
- [19] Antonio Bianchi, Yanick Fratantonio, Aravind Machiry, Christopher Kruegel, Giovanni Vigna, Simon Pak Ho Chung, and Wenke Lee. Broken fingers: On the usage of the fingerprint API in android. In *25th Annual Network and Distributed System Security Symposium, NDSS 2018, San Diego, California, USA, February 18-21, 2018*. The Internet Society, 2018.
- [20] BouncyCastle. Bouncycastle. <https://bouncycastle.org/>, 2023. Last access: 2023-08-08.
- [21] Davide Bove. Sok: The evolution of trusted UI on mobile. In Yuji Suga, Kouichi Sakurai, Xuhua Ding, and Kazue Sako, editors, *ASIA CCS '22: ACM Asia Conference on Computer and Communications Security, Nagasaki, Japan, 30 May 2022 - 3 June 2022*, pages 616–629. ACM, 2022.
- [22] Kamil Breński, Krzysztof Pranczk, and Mateusz Fruba. How secure is your android keystore authentication? <https://labs.withsecure.com/publications/how-secure-is-your-android-keystore-authentication>, 08 2019. Last access: 2023-07-01.
- [23] Connect2id. JOSE + JWT library for Java. <https://connect2id.com/products/nimbus-jose-jwt>, 2023. Last access: 2023-08-08.
- [24] Wei Dai. Crypto++. <https://www.cryptopp.com/>, 2023. Last access: 2023-08-08.
- [25] Expo. Expo securestore. <https://docs.expo.dev/versions/latest/sdk/securestore/>, 2023.
- [26] exxbrain. Android biometric. <https://github.com/exxbrain/android-biometric>, 2023.

- [27] GnuPG. Libgcrypt. <https://gnupg.org/software/libgcrypt/index.html>, 2023. Last access: 2023-08-08.
- [28] GnuTLS. GnuTLS. <https://www.gnutls.org/>, 2023. Last access: 2023-08-08.
- [29] Google. com.google.ads.interactivemedia.v3.api. <https://developers.google.com/interactive-media-ads/docs/sdks/android/client-side/api/reference/com/google/ads/interactivemedia/v3/api/package-summary>, 2023.
- [30] Google. D8 dexter and r8 shrinker. <https://r8.goolg.esource.com/r8/>, 2023.
- [31] Google. Tink – Google for Developers. <https://developers.google.com/tink>, 2023. Last access: 2023-08-08.
- [32] Lee Harrison, Hayawardh Vijayakumar, Rohan Padhye, Koushik Sen, and Michael Grace. PARTEMU: enabling dynamic analysis of real-world trustzone software using emulation. In Srdjan Capkun and Franziska Roesner, editors, *29th USENIX Security Symposium, USENIX Security 2020, August 12-14, 2020*, pages 789–806. USENIX Association, 2020.
- [33] Kris Heid, Tobias Tefke, Jens Heider, and Ralf C. Staude-meyer. Android data storage locations and what app developers do with it from a security and privacy perspective. In Paolo Mori, Gabriele Lenzini, and Steven Furnell, editors, *Proceedings of the 8th International Conference on Information Systems Security and Privacy, ICISSP 2022, Online Streaming, February 9-11, 2022*, pages 378–387. SCITEPRESS, 2022.
- [34] Muhammad Ibrahim, Abdullah Imran, and Antonio Bianchi. Safetynet: on the usage of the safetynet attestation API in android. In Suman Banerjee, Luca Mottola, and Xia Zhou, editors, *MobiSys ’21: The 19th Annual International Conference on Mobile Systems, Applications, and Services, Virtual Event, Wisconsin, USA, 24 June - 2 July, 2021*, pages 150–162. ACM, 2021.
- [35] Sefa Ilkimen. Cordova advanced http. <https://github.com/silkimen/cordova-plugin-advanced-http>, 2023.
- [36] Abdullah Imran, Habiba Farrukh, Muhammad Ibrahim, Z. Berkay Celik, and Antonio Bianchi. SARA: secure android remote authorization. In Kevin R. B. Butler and Kurt Thomas, editors, *31st USENIX Security Symposium, USENIX Security 2022, Boston, MA, USA, August 10-12, 2022*, pages 1561–1578. USENIX Association, 2022.
- [37] Tuya Inc. Create oem app for smart life. <https://developer.tuya.com/en/docs/iot/appautobuilding?id=K97dki9m38d8w>, 2023.
- [38] inMobile. inmobile sms-gateway. <https://www.inmobile.com/>, 2023.
- [39] Jasypt. Jasypt: Java simplified encryption. <http://www.jasypt.org/>, 2023. Last access: 2023-08-08.
- [40] Duncan Jones. JNCryptor: Java implementation of RNCryptor. <https://github.com/RNCryptor/JNCryptor>, 2023. Last access: 2023-08-08.
- [41] Lydia Kraus. *User experience with mobile security and privacy mechanisms*. PhD thesis, Technical University of Berlin, Germany, 2017.
- [42] Li Li, Tegawendé F. Bissyandé, Mike Papadakis, Siegfried Rasthofer, Alexandre Bartel, Damien Octeau, Jacques Klein, and Yves Le Traon. Static analysis of android apps: A systematic literature review. *Inf. Softw. Technol.*, 88:67–95, 2017.
- [43] Libsodium. Libsodium. <https://libsodium.org/>, 2023. Last access: 2023-08-08.
- [44] Jack Lloyd. Botan: Crypto and TLS for Modern C++. <https://botan.randombit.net/>, 2023. Last access: 2023-08-08.
- [45] René Mayrhofer, Jeffrey Vander Stoep, Chad Brubaker, and Nick Kralevich. The android platform security model, 2019.
- [46] Alejandro Mazuera-Rozo, Jairo Bautista-Mora, Mario Linares-Vásquez, Sandra Rueda, and Gabriele Bavota. The android OS stack and its vulnerabilities: an empirical study. *Empir. Softw. Eng.*, 24(4):2056–2101, 2019.
- [47] Microsoft. Android.drm namespace. <https://learn.microsoft.com/en-us/dotnet/api/android.drm?view=xamarin-android-sdk-13>, 2023.
- [48] Microsoft. Visual studio app center sdk for android. <https://github.com/microsoft/appcenter-sdk-android>, 2023.
- [49] Mintegral. Mintegral sdk. <https://play.google.com/sdks/details/com-mbridge-msdk-oversea-mbbanner>, 2023.
- [50] Niels Möller. Nettle - a low-level crypto library. <https://www.lysator.liu.se/~nisse/nettle/>, 2023. Last access: 2023-08-08.
- [51] Anitaa Murthy. Biometric-auth-sample. <https://github.com/anitaa1990/Biometric-Auth-Sample>, 2023.
- [52] Ildar Muslukhov, Yazan Boshmaf, and Konstantin Beznosov. Source attribution of cryptographic API misuse in android applications. In Jong Kim, Gail-Joon

- Ahn, Seungjoo Kim, Yongdae Kim, Javier López, and Taesoo Kim, editors, *Proceedings of the 2018 on Asia Conference on Computer and Communications Security, AsiaCCS 2018, Incheon, Republic of Korea, June 04-08, 2018*, pages 133–146. ACM, 2018.
- [53] Oracle. Java SE security. <https://www.oracle.com/java/technologies/javase/javase-tech-security.html>, 2023. Last access: 2023-08-08.
 - [54] Gwendal Patat, Mohamed Sabt, and Pierre-Alain Fouque. Exploring widvine for fun and profit. In *43rd IEEE Security and Privacy, SP Workshops 2022, San Francisco, CA, USA, May 22-26, 2022*, pages 277–288. IEEE, 2022.
 - [55] OpenSSL Project. OpenSSL – Cryptography and SSL/TLS Toolkit. <https://www.openssl.org/>, 2023. Last access: 2023-08-08.
 - [56] Robolectric. Robolectric. <https://robolectric.org/>, 2023.
 - [57] Anne Spencer Ross, Xiaoyi Zhang, James Fogarty, and Jacob O. Wobbrock. Examining image-based button labeling for accessibility in android apps through large-scale analysis. In Faustina Hwang, Joanna McGrenere, and David R. Flatla, editors, *Proceedings of the 20th International ACM SIGACCESS Conference on Computers and Accessibility, ASSETS 2018, Galway, Ireland, October 22-24, 2018*, pages 119–130. ACM, 2018.
 - [58] Israel J. Mojica Ruiz, Bram Adams, Meiyappan Nagappan, Steffen Dienst, Thorsten Berger, and Ahmed E. Hassan. A large-scale empirical study on software reuse in mobile apps. *IEEE Softw.*, 31(2):78–86, 2014.
 - [59] Mohamed Sabt and Jacques Traoré. Breaking into the keystore: A practical forgery attack against android key-store. In Ioannis G. Askoxylakis, Sotiris Ioannidis, Sokratis K. Katsikas, and Catherine A. Meadows, editors, *Computer Security - ESORICS 2016 - 21st European Symposium on Research in Computer Security, Heraklion, Greece, September 26-30, 2016, Proceedings, Part II*, volume 9879 of *Lecture Notes in Computer Science*, pages 531–548. Springer, 2016.
 - [60] Transmit Security. Android sdk quick start. https://developer.transmitsecurity.com/guides/risk/quick_start_android/, 2023.
 - [61] Segment. Analytics for android. <https://segment.com/docs/connections/sources/catalog/libraries/mobile/android/>, 2023.
 - [62] Amazon Web Services. Aws sdk for android. <https://github.com/aws-amplify/aws-sdk-android>, 2023.
 - [63] Spring. Getting Spring Security :: Spring Security. <https://docs.spring.io/spring-security/reference/getting-spring-security.html>, 2023. Last access: 2023-08-08.
 - [64] Commons Documentation Team. Apache Commons Crypto. <https://commons.apache.org/proper/commons-crypto/>, 2023. Last access: 2023-08-08.
 - [65] wolfSSL. wolfSSL Embedded SSL/TLS Library. <https://www.wolfssl.com/>, 2023. Last access: 2023-08-08.
 - [66] Yahoo. Flurry documentation. <https://developer.yahoo.com/flurry/docs/>, 2023.
 - [67] Chaoshun Zuo and Zhiqiang Lin. Playing without paying: Detecting vulnerable payment verification in native binaries of unity mobile games. In Kevin R. B. Butler and Kurt Thomas, editors, *31st USENIX Security Symposium, USENIX Security 2022, Boston, MA, USA, August 10-12, 2022*, pages 3093–3110. USENIX Association, 2022.

A Matching patterns

Pattern
android.security.AttestedKeyPair()
android.security.AttestedKeyPair.getAttestationRecord
android.security.AttestedKeyPair.getKeyPair
android.security.KeyChain()
+ 10
android.security.KeyPairGeneratorSpec\$Builder()
+ 20
android.security.KeyStoreParameter\$Builder()
android.security.KeyStoreParameter\$Builder.build
android.security.KeyStoreParameter\$Builder.setEncryptionRequired
android.security.KeyChainException
android.security.KeyStoreException
android.security.keystore.KeyGenParameterSpec\$Builder()
+ 59
android.security.keystore.KeyInfo
+ 22
android.security.keystore.KeyProperties
android.security.keystore.KeyProtection.getBlockModes
+ 18
android.security.keystore.KeyProtection\$Builder()
+ 20
android.security.keystore.WrappedKeyEntry()
+ 4
android.security.keystore.BackendBusyException
android.security.keystore.KeyExpiredException
android.security.keystore.KeyNotYetValidException
android.security.keystore.KeyPermanentlyInvalidatedException
android.security.keystore.SecureKeyImportUnavailableException
android.security.keystore.StrongBoxUnavailableException
android.security.keystore.UserNotAuthenticatedException
android.security.keystore.UserPresenceUnavailableException

Table A.1: Partial list of patterns for KeyStore detection

Pattern
android.drm.DrmConvertedStatus
android.drm.DrmErrorEvent
android.drm.DrmEvent
android.drm.DrmInfo
android.drm.DrmInfoEvent
android.drm.DrmInfoRequest
android.drm.InfoStatus
android.drm.DrmManagerClient.acquireDrmInfo
android.drm.DrmManagerClient.processDrmInfo
android.drm.DrmManagerClient.acquireRights
android.drm.DrmManagerClient.getConstraints
android.drm.DrmManagerClient.saveRights
android.drm.DrmRights
android.drm.DrmStore
android.drm.DrmSupportInfo
android.drm.DrmUtils
android.drm.ProcessedData
android.media.MediaDrm\$CryptoSession.encrypt
android.media.MediaDrm\$CryptoSession.decrypt
android.media.MediaDrm\$CryptoSession.sign
android.media.MediaDrm\$CryptoSession.verify
android.media.MediaDrm\$ErrorCodes
android.media.MediaDrm\$KeyRequest
android.media.MediaDrm\$KeyStatus
android.media.MediaDrm\$LogMessage
android.media.MediaDrm\$MetricsConstants
android.media.MediaDrm\$PlaybackComponent
android.media.MediaDrm\$ProvisionRequest
android.media.MediaDrm()
android.media.MediaDrm.openSession
android.media.MediaDrm.closeSession
android.media.MediaDrm.getCryptoSession

Table A.2: Patterns for DRM detection

Pattern
android.hardware.biometrics.BiometricManager
android.hardware.biometrics.BiometricManager\$Strings
android.hardware.biometrics.BiometricPrompt\$AuthenticationCallback.onAuthenticationError
android.hardware.biometrics.BiometricPrompt\$AuthenticationCallback.onAuthenticationFailed
android.hardware.biometrics.BiometricPrompt\$AuthenticationCallback.onAuthenticationHelp
android.hardware.biometrics.BiometricPrompt\$AuthenticationCallback.onAuthenticationSucceeded
android.hardware.biometrics.BiometricPrompt\$AuthenticationResult.getAuthenticationType
android.hardware.biometrics.BiometricPrompt\$AuthenticationResult.getCryptoObject
android.hardware.biometrics.BiometricPrompt\$Builder.build
android.hardware.biometrics.BiometricPrompt\$Builder.setAllowedAuthenticators
android.hardware.biometrics.BiometricPrompt\$Builder.setConfirmationRequired
android.hardware.biometrics.BiometricPrompt\$Builder.setDescription
android.hardware.biometrics.BiometricPrompt\$Builder.setDeviceCredentialAllowed
android.hardware.biometrics.BiometricPrompt\$CryptoObject.<init>
android.hardware.biometrics.BiometricPrompt\$CryptoObject.getCipher
android.hardware.biometrics.BiometricPrompt\$CryptoObject.getIdentityCredential
android.hardware.biometrics.BiometricPrompt\$CryptoObject.getMac
android.hardware.biometrics.BiometricPrompt\$CryptoObject.getPresentationSession
android.hardware.biometrics.BiometricPrompt\$CryptoObject.getSignature
android.hardware.biometrics.BiometricPrompt.authenticate
android.hardware.biometrics.BiometricPrompt.getAllowedAuthenticators
android.hardware.biometrics.BiometricPrompt.isConfirmationRequired
android.hardware.biometrics

Table A.3: Patterns for Biometric usage detection

Library	Pattern
java.security	java.security.Key
java.security	java.security.KeyStore
java.security	java.security.MessageDigest
java.security	java.security.Signature
javax.crypto	javax.crypto.Cipher
androidx.security	androidx.security.crypto.EncryptedFile
androidx.security	androidx.security.crypto.EncryptedSharedPreferences
org.bouncycastle	org.bouncycastle.crypto
org.bouncycastle	org.bouncycastle.crypto.agreement
org.bouncycastle	org.bouncycastle.crypto.agreement.jpake
org.bouncycastle	org.bouncycastle.crypto.agreement.kdf
org.bouncycastle	org.bouncycastle.crypto.agreement.srp
org.bouncycastle	org.bouncycastle.crypto.ec
org.bouncycastle	org.bouncycastle.crypto.engines
org.bouncycastle	org.bouncycastle.crypto.fpe
org.bouncycastle	org.bouncycastle.crypto.signers
com.nimbusds.jose	com.nimbusds.jose.crypto
com.nimbusds.jose	com.nimbusds.jose.crypto.factories
com.nimbusds.jose	com.nimbusds.jose.crypto.impl
com.nimbusds.jose	com.nimbusds.jose.proc
com.nimbusds.jwt	com.nimbusds.jwt.proc
org.springframework.security	org.springframework.security.crypto.argon2
org.springframework.security	org.springframework.security.crypto.bcrypt
org.springframework.security	org.springframework.security.crypto.encrypt
org.springframework.security	org.springframework.security.crypto.scrip
org.jasypt	org.jasypt.encryption.pbe
org.jasypt	org.jasypt.intf.cli
org.jasypt	org.jasypt.util.binary
org.jasypt	org.jasypt.encryption
org.cryptonode.jncryptor	org.cryptonode.jncryptor.AES256JNCryptor
com.amazonaws.services.kms	com.amazonaws.services.kms
com.google.crypto.tink	com.google.crypto.tink.hybrid.subtle
com.google.crypto.tink	com.google.crypto.tink.subtle
org.apache.commons.crypto	org.apache.commons.crypto.cipher
org.apache.tuweni	org.apache.tuweni.crypto
org.apache.tuweni	org.apache.tuweni.crypto.mikuli
org.apache.tuweni	org.apache.tuweni.crypto.sodium

Table A.4: Patterns for cryptography library detection

Pattern
android.security.ConfirmationCallback()
android.security.ConfirmationCallback.onCanceled
android.security.ConfirmationCallback.onDismissed
android.security.ConfirmationCallback.onError
android.security.ConfirmationCallback.onConfirmed
android.security.ConfirmationPrompt\$Builder.build
android.security.ConfirmationPrompt\$Builder.setExtraData
android.security.ConfirmationPrompt\$Builder.setPromptText
android.security.ConfirmationPrompt.cancelPrompt
android.security.ConfirmationPrompt.isSupported
android.security.ConfirmationPrompt.presentPrompt
android.security.ConfirmationAlreadyPresentingException
android.security.ConfirmationNotAvailableException

Table A.5: Patterns for Protected Confirmation detection