

Using Cooperative Game Theory to Prune Neural Networks

Mauricio Diaz-Ortiz Jr

Dodners Institute and Radboud University

Benjamin Kempinski

Dodners Institute and Radboud University

Daphne Cornelisse

New York University

Yoram Bachrach

Google DeepMind

Tal Kachman

Dodners Institute and Radboud University

Abstract—We show how solution concepts from cooperative game theory can be used to tackle the problem of pruning neural networks. The ever-growing size of deep neural networks (DNNs) increases their performance, but also their computational requirements. We introduce a method called Game Theory Assisted Pruning (GTAP), which reduces the neural network’s size while preserving its predictive accuracy. GTAP is based on eliminating neurons in the network based on an estimation of their joint impact on the prediction quality through game theoretic solutions. Specifically, we use a power index akin to the Shapley value or Banzhaf index, tailored using a procedure similar to Dropout (commonly used to tackle overfitting problems in machine learning). Empirical evaluation of both feedforward networks and convolutional neural networks shows that this method outperforms existing approaches in the achieved tradeoff between the number of parameters and model accuracy.

I. INTRODUCTION

Many of the successes in machine learning in the last two decades are attributed to deep neural networks (DNNs), from natural language processing [19], [67], through vision [30], [82] to fundamental problems in science [47], [69]. The success of such models depends on the vast number of parameters they contain and the complexity they exhibit, where modern networks can easily reach more than 500 billion parameters [76], requiring a vast amount of compute. As a result of their number of parameters, such large models consume a significant amount of power during inference and prediction and cannot be deployed on resource-constrained edge devices [1], [63], [65].

The neural network’s performance is attained through a joint computation using many individual neurons. Cooperative game theory offers tools for analyzing the interactions between different team members and how the overall performance is impacted by the individual members. Can we leverage these tools to reduce the computational requirements of neural networks, without degrading their predictive performance?

The most direct approach is to reduce the size of the network, in terms of either the number of neurons or the number of connections between them, referred to as *pruning* [16].

Several pruning methodologies have been proposed, including stochastic regularization [42], [55], co-adaptation [40] and activation-based metrics [45], [91]. In some cases, there may even exist sub-networks whose prediction accuracy *exceeds* that of the original full network, sometimes referred to as “winning lottery tickets” [35]. However, providing methods for finding such winning tickets is a significant algorithmic challenge [23], [61].

Rather than enumerating the underlying space of sub-networks or relying on simple heuristics, we propose seeking high performing sub-networks (winning tickets) by viewing the neurons of a network as agents playing a cooperative game, where the neurons work together to maximize network performance. This enables us to use game theoretic tools that measure each participant’s contribution to the collective goal [14], [18], [21], [24], [74], with the added benefit of interpretability. Further, these cooperative game principles are model agnostic and thus can be reformulated in other learning problems.

Our Contribution: We propose Game Theory Assisted Pruning (GTAP), a method for pruning neural networks based on cooperative game theory. We define a cooperative game, which views the individual neurons of the trained network as agents working in teams, aiming to produce a highly accurate predictive model.

Under this view, the value of every subset (coalition) of neurons is the quality of the prediction using a network that uses solely these neurons (with all other activations masked out). We then estimate the relative impact of each neuron on the performance of the entire network using solution concepts from cooperative game theory. Given the relative impact estimate of each neuron we construct the sub-network by retaining only the high impact neurons, or adding neurons gradually in decreasing order of impact.

To determine the relative impact of neurons, we use power indices [22] — existing game theoretic solutions designed to estimate the impact that individual members of a team have on the overall team performance, such as the Shapley

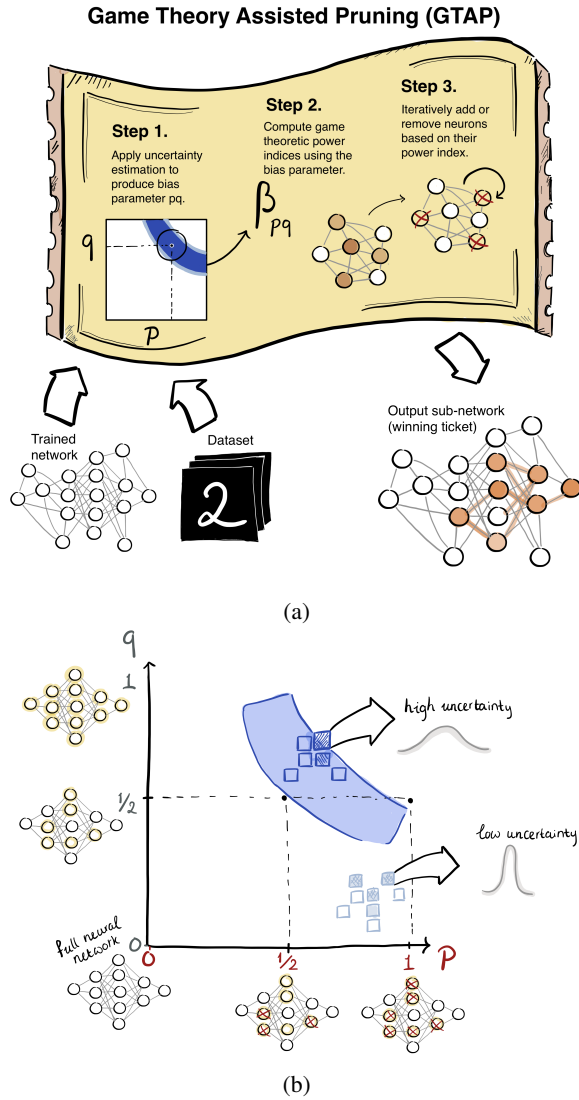


Fig. 1: Top: The steps of our proposed procedure GTAP for pruning neural networks. GTAP takes the data and model and calculates uncertainty bands using a Dropout-based process. It then computes game theoretic power indices for neurons, and uses them to decide which neurons to prune. Bottom: sketch of the uncertainty band estimation.

value [74] and the Banzhaf index [14]. We also propose a parameterized version of the Banzhaf index, called β_d , where d is a parameter reflecting the predicted proportion of neurons required to get a good prediction. To select the parameter d , we apply an *uncertainty estimation process*, akin to the Dropout procedure [77] commonly used to reduce model over-fitting in machine learning. Our uncertainty estimation procedure considers randomly eliminating neurons in the trained model, and attempts to characterize the network size where we transition from being relatively certain about making a good prediction to being uncertain about our ability to have a high performing model.

The entire GTAP method is illustrated in Figure I (with the

uncertainty estimation process shown on the bottom). As the figure illustrates, we use the uncertainty estimates regarding the model’s quality to select an appropriate parameter d . Given this parameter, we select the appropriate solution from cooperative game theory, and use the power index β_d to measure the relative impact of individual neurons, which in turn determines which neurons we decide to prune. The remaining neurons comprise the “winning-ticket” – a small sub-network, whose performance is close to that of the original model.

We empirically evaluate our framework by pruning several prominent neural network architectures. For image classification we consider the convolutional neural network LeNet5 [54] on MNIST [54], and for natural language processing tasks, we consider a feedforward model on news topic classification [25] and emotion classification in social media texts [71]. We also consider the issue of scaling up to large neural networks, reporting results for the AlexNet [52] architecture on Tiny ImageNet [53]. We show that our game theory pruning methods can outperform existing pruning baselines.

II. PRELIMINARIES AND RELATED WORK

We provide a brief review of several topics relating to the key building blocks for our approach: power indices from cooperative game theory [21], and Dropout [77] from machine learning (and its relation to uncertainty estimation [37]).

A. Cooperative Game Theory

Cooperative game theory studies strategic teamwork between self-interested agents, determining which teams (coalitions) would form, and how to allocate the joint gains from cooperation between the individual agents forming the team. A (transferable-utility) coalitional game G is defined by a set $A = \{a_1, a_2, \dots, a_n\}$ of n agents, and a characteristic function $\nu : 2^A \rightarrow \mathbb{R}$ which maps a coalition (subset) of players $C \subseteq N$ to a real value $\nu(C)$ which reflects the team’s utility or performance. The *marginal contribution* of agent a_i to the coalition C reflects the increase in utility the coalition gains when a_i joins it, defined as $m(a_i, C) = \nu(C \cup \{a_i\}) - \nu(C)$. We can define a similar concept for *permutations* of agents. We denote the predecessors of $a_i \in A$ in the permutation π as $b(a_i, \pi)$, i.e. the agents appearing before i in the permutation π . We denote the set of all permutations over the n agents as Π . The marginal contribution of player a_i in the permutation π is the increase in utility a_i provides when joining the team of agents appearing before them in the permutation, $m(a_i, \pi) = \nu(b(a_i, \pi) \cup \{a_i\}) - \nu(b(a_i, \pi))$.

One line of work on cooperative game theory seeks to determine the relative impact of agents working in teams, or the fair share of utility they are entitled to. Several such *power indices* have been proposed, such as the Shapley value [74] and the Banzhaf index [14], reflecting different fairness axioms [22], [31], [32].

There is large body of earlier work dealing with applications of power indices [2], [4], [5], [8], [56], [75], [81], [83], [86], [88]. There are also many such applications in machine learning [70], ranging from determining the relative impact

of features or data on a model’s predictions [27], [38], [59], through vocabulary selection [68], to federated learning [66] and allocating rewards in reinforcement learning [13], [41].

The **Shapley value** [74] of agent i is defined as their marginal contribution, averaged across all permutations:

$$\phi(i) = \frac{1}{N!} \sum_{\pi \in \Pi} \nu(b(a_i, \pi) \cup \{a_i\}) - \nu(b(a_i, \pi)) \quad (1)$$

Similarly, agent i ’s **Banzhaf index** [14], denoted $\beta(\nu) = (\beta_1, \dots, \beta_N)$, is their marginal contribution averaged over all possible coalitions that do not contain that agent:

$$\beta(i) = \frac{1}{2^{n-1}} \sum_{C \subset A | a_i \notin C} \nu(C \cup \{a_i\}) - \nu(C) \quad (2)$$

Consider an agent a_i and random process for generating a coalition C where we make a Bernoulli trial for each agent $a_j \neq a_i$, where with probability $\frac{1}{2}$ they are included in C and with probability $\frac{1}{2}$ they are excluded from it. Denote this random coalition construction process as $C \sim R_{\frac{1}{2}}$. Consider the above definition for the Banzhaf index $\beta(i)$. As each sub-coalition $C \subset A \setminus \{a_i\}$ occurs exactly once in the sum for $\beta(i)$, we can rewrite this sum as an expectation: $\beta(i) = E_{C \sim R_{\frac{1}{2}}}[\nu(C \cup \{a_i\}) - \nu(C)]$. Hence, the Banzhaf index of agent i can be viewed as the expected increase in utility that is achieved under uncertainty about the participation of other agents (i.e. a fair coin is flipped to determine whether each of the other agents participates or not).¹

We define a slightly different process R_d for building the coalition C , where each agent $a_j \neq a_i$ is included with probability d and excluded with probability $1 - d$, obtaining a parametrized index:

$$\beta_d(i) = E_{C \sim R_d}[\nu(C \cup \{a_i\}) - \nu(C)]$$

We refer to the parametrized version β_d as the *biased power index* due to the biased sampling. This biased power index plays a key role in how we decide on neurons to prune.

B. Uncertainty Quantification via Dropout

Dropout [77] is a method proposed for avoiding overfitting [89] when training neural network based machine learning models. In this process, neurons are randomly masked out (“dropped-out”) during training, so as to encourage producing a model that distributes knowledge across many neurons.

In contrast to Bayesian and probabilistic methods, neural models have no direct measure of uncertainty [17]. Recent work has shown that stochastic regularization such as Dropout can act as approximate Bayesian inference to estimate neural model uncertainty [36], [50], via a procedure called Monte Carlo Dropout [37]. In a vanilla Monte Carlo Dropout trial [37], [78] one randomly eliminates each neuron with probability p . Each such trial yields a different subset of retained neurons, resulting in a different model output. The variance in the

¹Similarly, the Shapley value reflects the expected utility increase that agent i achieves under uncertainty about the ordering in which agents enter.

model outputs across many trials can serve as an uncertainty estimate. We explore how quantifying the uncertainty using such stochastic methods can offer insight into the likely size of a “winning ticket”.

III. METHODS

We propose a pruning approach for taking a trained neural network model, and selecting a “winning ticket” — a sub-network of neurons which retains a high predictive performance despite having a low size. Finding such a winning ticket can be computationally prohibitive in large models [61], and in the worst case entails an exponential search problem over the possible sub-network space [80].

Our approach for neural network pruning consists of two steps. First, we identify a bias parameter d , reflecting a good estimate regarding the size of the sub-network (estimation of the size of the winning ticket). To select the parameter d , we use a method which examines the neural network to be pruned and constructs “uncertainty bands” that reflect the entropy of the model output under random processes for dropping out neurons. The uncertainty band based process for selecting the parameter d is described in Section III-A. Secondly, we define a cooperative game where we view the neurons as agents working in teams to improve the model’s accuracy. We then use power indices from cooperative game theory to analyze the neurons in the network and determine their relative impact on the quality of the model, and construct a sub-network from the neurons with the highest estimated impact. We consider both standard power indices such as the Shapley value or Banzhaf index, as well as index β_d , with the parameter d selected in the first step. This step is described in Section III-B. The overall process is shown in Figure 1a.

A. Uncertainty Bands

Our goal in the uncertainty band process described here is to select a parameter d which reflects an estimate of the size of the “winning ticket”. Our pruning method uses this parameter to choose an appropriate power index β_d (parametrized by d) which is then applied to select the neurons to retain when pruning the network.

In the full neural network of a trained model, there is significant redundancy of computation, so even when eliminating many random neurons we can be fairly certain of getting the correct output. In contrast, consider a *minimal* sub-network where each neuron is critical to getting an accurate prediction on many inputs.² For this sub-network, when we eliminate neurons we cannot be certain of the output of the model. Hence the uncertainty regarding the model output is indicative of the winning ticket size.

Consider a trained network comprised of n neurons, and a fixed sub-network S of size $m \cdot n$, where $0 \leq m \leq 1$ is the

²For example, we desire correct predictions on many instances or structures at the minimal possible compute cost [43], [48], [90], or alternatively for deep reinforcement learning settings, we desire correct decisions in many possible states [12], [15], [44], [51], [57], [58], [60], [85], [87] while minimizing the neural network size.

proportion of neurons in the sub-network (so the fraction of removed neurons is $q = 1 - m$). Suppose we take the sub-network S and apply a dropout procedure which removes each of its neurons with probability p (i.e. independently for each neuron in S we flip a biased coin to decide whether to keep it or not). Suppose we then take the remaining sub-network, diluted by these two steps (the first eliminating a fraction q of the neuron, and the second eliminating in expectation a fraction p of the surviving neurons), and apply it to a random dataset instance. How uncertain are we of the model output? To estimate this uncertainty, we can apply this two-phased process many times, and examine the variance in the resulting outputs.

As discussed earlier, a high uncertainty under parameters p, q of the process indicates a good candidate for proportion of eliminated neurons in the “winning ticket”).³

Based on this intuition, we define a Dropout-based random algorithm which takes in two parameters p, q and produces an uncertainty estimate for these parameters. The procedure is called MCUE(p, q), for Monte-Carlo Uncertainty Estimation. MCUE performs simulations for eliminating neurons in a neural network of n neurons, based on the parameters p, q . Given a model \mathcal{N} with n neurons, we denote by $S_i \sim f_{1-q}(\mathcal{N})$ the process of sampling a sub-network (subset) $S_i \subseteq \mathcal{N}$ of neurons of size $(1 - q) \cdot n$ uniformly at random from the set of all such sub-networks. Further, given a dataset \mathcal{D} we denote by $d \sim U(\mathcal{D})$ sampling an instance $d \in \mathcal{D}$ uniformly at random from all the instances in \mathcal{D} .

MCUE samples sub-networks S_1, S_2, \dots, S_k where each $S_i \sim f_{1-q}(\mathcal{N})$. For each sub-network S_i it applies a random Dropout process, where each neuron in the sub-network S_i is retained with probability $1 - p$ and eliminated with probability p , yielding a sub-network S'_i (we denote the remaining sub-network after removing the neurons in the set R as $\mathcal{N} \setminus R$). Finally, it applies S'_i on a random instance $d_i \sim U(\mathcal{D})$ to obtain the sub-network model prediction $S'_i(d_i)$. The sequence $t = (t_1, \dots, t_k) = (S'_1(d_1), S'_2(d_2), \dots, S'_k(d_k))$ is a random sample of model predictions under a two-phased elimination process, with parameters p, q . As a proxy for the uncertainty of the resulting model prediction, we use an estimator of the sample variance $Var(t)$. This procedure is given in Algorithm 1.

MCUE(p, q) is akin to Monte-Carlo Dropout [36], [37]). To select the parameter d , we examine the configuration (p^*, q^*) of maximal uncertainty along the diagonal where $p = q$, i.e. $t^* = \arg \max_p MCUE(p, p)$. As the bias parameter d for β_d , we use the value of $d = 1 - t^*$. Viewing the ratio of p and q as a bias-variance trade-off, the distribution on the diagonal is a plausible indicator for the optimal network size.⁴

³The parameters p and q both relate to a dilution in the neurons of the network but play a different role. The random selection of a sub-network of size $mn = (1 - q)n$ neurons yields a sub-network where a fraction of *exactly* q of the neurons are eliminated. The p dropout phase takes the $(1 - q)n$ surviving neurons, and eliminates a fraction p of them *in expectation* — each neuron is independently eliminated with probability p , resulting in a Gaussian distribution for the size of the retained network.

⁴We provide some empirical support for this hypothesis in Appendix C.

Algorithm 1 Monte Carlo Uncertainty Estimation (MCUE)

```

1: procedure MCUE( $p, q, \mathcal{N}, \mathcal{D}$ )
2:   for  $i = 1$  to  $k$  do
3:      $S_i \sim f_{1-q}(\mathcal{N})$      $\triangleright$  Random sub-network of size
        $(1 - q) \cdot n$ 
4:      $R \leftarrow \emptyset$        $\triangleright$  Neurons to drop out
5:     for  $j = 1$  to  $n$  do
6:        $r \leftarrow U(0, 1)$ 
7:       if  $r < p$  then     $\triangleright$  Remove neuron with
       probability  $p$ 
8:          $R \leftarrow R \cup \{j\}$ 
9:       end if
10:      end for
11:       $S'_i \leftarrow S_i \setminus R$ 
12:       $d_i \sim U(\mathcal{D})$ 
13:       $t_i \leftarrow S'_i(d_i)$ 
14:    end for
15:    return  $Var(t_1, \dots, t_k)$ 
16: end procedure

```

B. Game Theoretic Pruning

We define a characteristic function where the set of agents are neurons in the full model to be pruned, and the value $\nu(C)$ of a “team” C of neurons is the model’s performance when retaining only these neurons. We consider classification tasks, so $\nu(C)$ denotes the model’s test set accuracy using only the neurons in C .

a) Estimating Power Indices: Despite their theoretical appeal for measuring influence, computing power indices through the direct formulas in Section II is intractable, as one must examine all possible subsets or all permutations of the neurons. We approximate power indices via a Monte-Carlo method (akin to some existing methods [9], [20], [62], [64], [79]), by averaging the marginal contributions over a fixed-size sample of randomly sampled coalitions. We allow biasing the procedure with a parameter d so as to generate coalitions that retain approximately a proportion d of the full model’s neurons.

Consider estimating the power index of player a_i . Given a sample C_1, C_2, \dots, C_k where $C_j \sim R_{\frac{1}{2}}$ (i.e. each coalition is randomly generated by flipping a fair coin per agent to decide whether they occur in it or not), an estimator for a_i ’s Banzhaf index is: $\frac{1}{k} \sum_{j=1}^k \nu(C_j \cup \{a_i\}) - \nu(C_j \setminus \{a_i\})$. Similarly, to estimate a_i ’s t -biased Banzhaf index $\beta_t(a_i)$ we can sample C_1, C_2, \dots, C_k where $C_j \sim R_t$ and apply the same formula (the only difference is we flip a *biased* coin for each agent). Denoting by $\pi_j \sim R_{\Pi}$ the sampling of a permutation π_j uniformly at random from the set of all agent permutations, an estimator for a_i ’s Shapley value is $\frac{1}{k} \sum_{j=1}^k \nu(b(a_i, \pi_j) \cup \{a_i\}) - \nu(b(a_i, \pi_j))$. We denote the procedure for estimating the power index of the agents as PIE(ν) where PIE stands for Power Index Estimation. Algorithm 2 describes PIE for the t -biased Banzhaf index β_t . Adapting this method to compute

the Shapley value or Banzhaf index is trivial.⁵

We note the PIE method can be easily modified to take into account an earlier decision to always include a certain subset I neurons in the network, by changing the sampling procedure for the coalitions C_1, \dots, C_k to always include a certain neuron subset I . Alternatively we can reflect the assumption that a certain subset I of neurons never occurs in the network by changing the sampling procedure to always exclude neurons in I . Further, we can compute the power indices of the neurons in a specific layer L and assuming that all neurons in the other layers are not eliminated by always including these neurons not in L in the sampled coalitions.

Algorithm 2 Estimating the t -biased Banzhaf index β_t for player a_i

```

1: procedure PIE( $i, t, \nu$ )
2:   for  $j = 1$  to  $k$  do
3:      $C_j \leftarrow \emptyset$ 
4:     for player  $x$  in  $N \setminus \{a_i\}$  do
5:        $r \leftarrow \mathcal{U}(0, 1)$ 
6:       if  $r < t$  then           ▷ Include players with
probability  $t$ 
7:          $C_j \leftarrow C_j \cup \{x\}$ 
8:       end if
9:     end for
10:  end for
11:  Return  $\frac{1}{k} \sum_{j=1}^k \nu(C_j \cup \{a_i\}) - \nu(C_j \setminus \{a_i\})$ 
12: end procedure

```

The biased power index β_t reflects the relative importance of neurons under the assumption that they would be added to a random team of neurons of size t in proportion to the original network’s size. Assuming a parameter d (selected by the MCUE procedure), let $\beta_d(i)$ be the power index estimation for neuron i using the PIE procedure above. Denote the vector of all power indices as $\phi = (\phi_1, \phi_2, \dots, \phi_n)$ where $\phi_i = \text{PIE}(i, d, \nu)$. A high value of ϕ_i indicates that the neuron i is critical in many random sub-networks, whereas a low value of ϕ_i indicates that the neuron i has relatively little impact when added to such a random sub-network and is a good candidate for pruning.

b) Pruning Neurons Based on Power Indices: We consider several methods for deciding which neurons to prune based on the power indices. The simplest methods are *non-iterative* and are based on a single estimation of the power indices. A more elaborate approach is *iterative computation*, that performs multiple iterations where in each iteration we re-estimate power indices based on the decisions made in the previous iteration. While iterative pruning can be more precise, it is also much more computationally demanding.

⁵In order to reduce the variance in the Monte-Carlo estimates, the sampling of the coalitions can be performed by first sampling a large set of random coalitions C_1, \dots, C_k and their corresponding values $\nu(C_1), \dots, \nu(C_k)$. Then, we estimate the power index of a player i by subtracting the average value of the coalitions in the set that do not contain i from the average value of coalitions including the player. A disadvantage of this approach is that the estimates of the power indices of the players are no longer independent variables.

The simplest method is **Top-n Pruning**, a non-iterative procedure where we estimate the power indices and select the r neurons with the highest power indices (where r is the target pruned network size). The **Iterated Pruning** method is an iterative procedure, where we start with the full network and initial power index estimators. In each iteration we prune the d neurons with lowest power indices, and then recompute power indices under the assumption that the pruned neurons are never included in any of the sampled coalition. By applying $\frac{n-r}{d}$ such iterations we eliminate $n-r$ neurons of the network, achieving a pruned network size of r . The **Iterated Building** procedure is similar, except that we start with the empty network an initial power index estimator, and perform multiple iterations where in each iteration we add the d neurons of highest power indices, then recompute power indices under the assumption that the retained neurons are always included.

IV. EMPIRICAL EVALUATION

We empirically evaluate the performance of GTAP and contrast it to multiple baselines [16], [35], by pruning both feedforward neural networks and convolutional neural networks. We carry our evaluation on two image classification datasets, MNIST [54] and Tiny ImageNet [53], and on two natural language processing datasets, one for topic classification [25] and one for social media text emotion classification [71]. The neural architectures we prune are standard feedforward neural networks for natural language processing tasks (as well as LeNet-300-100 [54] for image classification), and the convolutional LeNet5 [54] and AlexNet [52]. We note that the LeNet-300-100 and LeNet5 architectures are known to have low-size winning tickets [35]. All networks were trained from random weight initialization, allowing us to perform a clean slate retraining of the networks to verify the winning ticket’s success. For a full overview of the training procedure and corresponding training parameters, see Appendix A.

Experiments: Our empirical analysis is based on applying the GTAP method for power index based pruning using the various possible power indices (Shapley, Banzhaf and Biased Banzhaf with a parameter d chosen using the uncertainty estimation). We compare to multiple baselines, such as Magnitude Pruning [35] which prunes the weights with the lowest absolute values (anywhere in the entire neural network) or Gradient Pruning [16] which prunes neurons with the lowest product of weight and gradient.

For LeNet-300-100 all layers besides the output layer were pruned, whereas for LeNet5 the convolutional layers were not pruned to limit the complexity of experiments. Instead, the output features of the last convolutional layer were treated as input neurons, with pruning applied to this fully connected part of the network.⁶

We discuss the results of the uncertainty estimation in Section IV-A and outcomes of the neural pruning procedures in Sections IV-B.

⁶For AlexNet a dominant portion of layers are convolutional layers and so both convolutional and fully connected layers were pruned.

A. Uncertainty Estimation

To establish the biasing factor for the power indices and the pruning process, we first obtain the uncertainty bands for a given *trained* model and dataset.

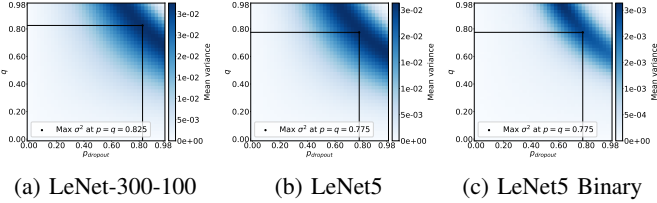


Fig. 2: Uncertainty estimation of the LeNet models with the MNIST dataset. Figure (a) and (b) show the model uncertainty for multi-class prediction, whereas Figure (c) shows the variance for the LeNet5 model trained for binary of just two classes.

1) *LeNet*: Figure 2 shows the uncertainty bands for different LeNet architectures. We find that the variance stays at a relatively low level throughout the lower half of the p/q values. The “band” of increased uncertainty is observed in the upper quadrant of the p/q values, with the maximum variance on the diagonal at 0.825 and 0.775 for LeNet-300-100 and LeNet5 respectively. This suggests that the ticket network size of the LeNet-300-100 model is slightly smaller (0.175) as compared to the LeNet5 model (0.225).

As a secondary test, we compared the full 10-class MNIST task, shown in Figure 2b, to a binary classification task for digits 0 and 1. Though the band’s location on the p/q spectrum is the same for both tasks, the binary classification is narrower. Whereas the uncertainty bands for the LeNet-300-100 and the multi-class LeNet5 model are approximately symmetric along the diagonal, the binary classification model shows a gradual uncertainty increase from the bottom right to the top left of band. Intuitively, this relates to the uncertainty difference between the two classes [49] where zero has more symmetry to the class and is easier to detect.

B. Game Theoretic Pruning

We examine the ability of GTAP to prune neural networks while keeping the accuracy as high as possible. We examine “compression curves”, where the x-axis reflects the target size for the pruned network, and the y-axis reflects the accuracy of the pruned model. Better pruning methods have curves that are higher for a wide range of pruned network sizes.

1) *LeNet5*: Using the appropriate bias parameter d , that maximizes the uncertainty as shown in Figure 2, we applied a both Top-n and Iterated Pruning for LeNet5 with MNIST, using the d -biased Banzhaf index, as well as the plain Banzhaf index and Shapely value. Figure 3 compares the performance under these indices.

Figure 3 indicates a significant improvement in the performance of our GTAP method over the baselines (for all ranges of pruned network size).⁷ We note that Top-n Pruning exhibits

⁷Similar trends hold for LeNet-300-100.

higher improvement over the baseline, indicating that a one-shot selection of the highest power indices does not fully capture the importance of neuron interactions.

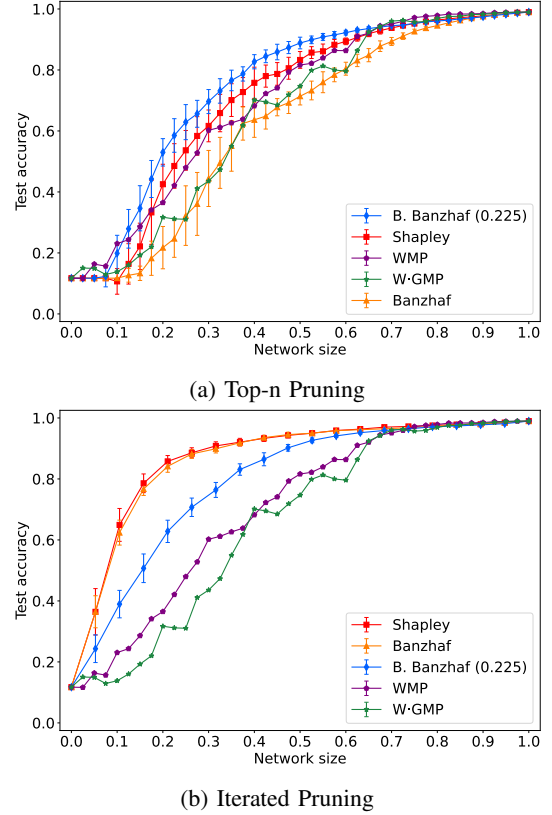


Fig. 3: Comparing GTAP, Weight Magnitude Pruning (*WMP*) and Weight Gradient Magnitude Pruning (*W · GMP*) on LeNet5. Figure 3a shows Top-n Pruning, and Figure 3b Iterated Pruning.

As Figure 3 shows, the Banzhaf index underperforms when sampling with the $d = \frac{1}{2}$ bias, but exhibits improved performance when d is set to the critical network size estimated using the uncertainty bands (MCUE). The Shapley value exhibits performance in between random subset selection and the biased Banzhaf index. The detrimental performance of Banzhaf at $\frac{1}{2}$ seems to indicate that coalitions of size around $\frac{1}{2}|\mathcal{N}|$ neurons are not indicative of the true influence of neurons on the prediction accuracy. The other results seem to indicate that coalitions around the critical network size are very informative, which benefits the biased Banzhaf approach.

For Iterated Pruning, the t -biased Banzhaf index approach performs significantly worse than the Shapley value and the default Banzhaf index. This suggests that approximating the Banzhaf power indices using coalitions around the critical network size is not as informative for small incremental pruning steps as uniform or $t = \frac{1}{2}$ biased sampling.

Figure 3 shows that Iterative Pruning greatly outperforms Top-n Pruning, achieving a test accuracy of 0.871 at the critical network size, as compared to 0.585 for Top-n Pruning. Further, the variance between runs in Iterated Pruning at that size,

$\sigma_{ITP} = 0.016$ is less than half that of the Top-n Pruning method, $\sigma_{TopN} = 0.055$. The figure here shows only the strongest baselines, and Section B in the appendix contains a plot of the weaker baselines not plotted here.

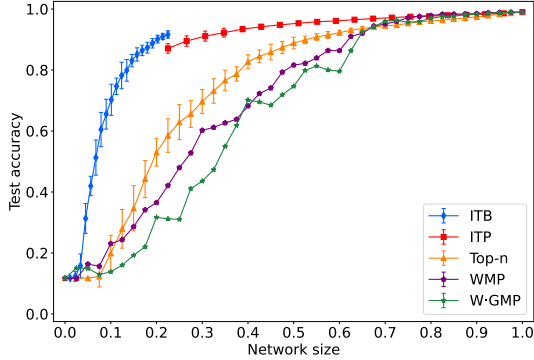


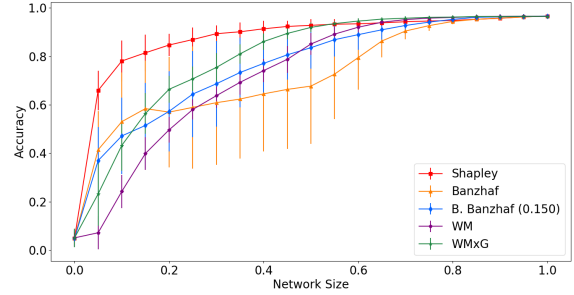
Fig. 4: Comparison of the pruning methods on LeNet5.

Comparing Iterated Building to Iterated Pruning, we find that Iterated Building outperforms Iterated Pruning for a similar compute budget (see Figure 4). It achieves a test accuracy of 0.916 at the critical network size, compared to 0.871 for Iterated Pruning. Furthermore, the standard deviation of Iterated Building at that size is considerably lower ($\sigma_{ITB} = 0.012$ compared to $\sigma_{ITP} = 0.019$).

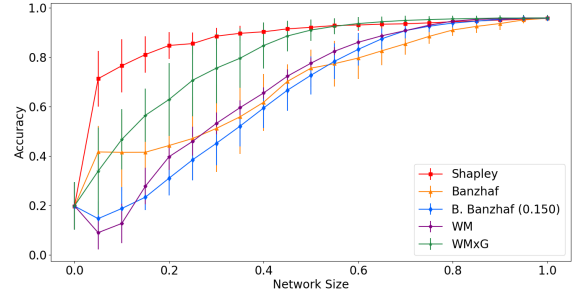
To summarize all the LeNet experiments, we find that GTAP achieves a significantly better compression-accuracy tradeoffs than all of the baselines (for all power indices and target network size). This shows that at least for these architectures and datasets, game theory can enable strong pruning methods.

2) *NLP Tasks*: Our results so far focused on image classification tasks. We now show that GTAP can also achieve good results in natural language processing. We consider two text classification tasks. One is a topic classification task [25], where the model examines a piece of text and must determine which news topic the text relates to. The second is an emotion classification task [71], where the model must determine which emotion characterizes the text (akin to sentiment classification but dealing with more fine-grained emotions). We apply a simple neural model to perform the classification; we consider a vocabulary V of words, and represent each text as a binary term frequency vector (i.e. a text t is represented as a vector v^t of length $|V|$, where v_i^t is 1 if the i 'th word in the vocabulary appears in the text and $v_i^t = 0$ otherwise). Our model is a feedforward neural network with $k = 3$ layers, each with $h = 256$ neurons, applying a ReLU between each layer, and trained with the standard softmax cross-entropy loss. Following training the model, we apply our GTAP pruning method, and compare the performance to the weight based pruning baselines.

The results in Figure 5 indicate that our GTAP technique can be highly effective in the text modality as well, outperforming other pruning baselines. In this case, the Shapley based pruning outperforms the Banzhaf based one. Further research is needed to determine which power index is best suitable for other NLP datasets. Further, we pruned a very simple text classifier, and



(a) NLP: pruning a news topic classifier



(b) NLP: pruning a text emotion classifier

Fig. 5: NLP tasks: Comparison of GTAP performance to baselines of Weight Magnitude Pruning (WMP) and Weight Gradient Magnitude Pruning ($W \cdot GMP$). Figure 5a shows results on the news topic classification task, and Figure 5b shows results for the text emotion classification task.

further work is needed to determine the best way to prune more advanced models, such as transformer based architectures.

C. Limitations and Scalability

We now discuss some limitations of our methods and analysis, describing experiments with the larger AlexNet [52] architecture.

First, we note that our experiments only consider convolutional neural networks and feedforward neural networks, so our methods might not have similar performance for other architectures (such as recurrent neural networks or transformers).

Secondly, we used power indices to solve the cooperative game so as to identify important neurons. There is larger set of cooperative game solutions, such as the Core [39], Kernel [28] or Nucleolus [72]. Applying such tools may yield a stronger performance.

Finally, GTAP is computationally intensive, requiring high sample sizes both for computing the uncertainty bands (and bias parameter) and for computing the power indices of individual neurons. Large networks have a vast number of neurons, and hence GTAP requires computing power indices on very large games. Power indices are known to be computationally demanding [9], [20], [62], [64], and given a reasonable runtime,

even strong approximation methods may return very inaccurate results.

Indeed, Section IV-C1 shows GTAP does not beat the baseline pruning algorithms on AlexNet [52]. We conjecture that one reason for this are the inaccuracies in evaluating the power indices of the neurons due to the large size of the induced game.⁸ It is thus an important avenue for further research to see whether one can offer more accurate algorithms for solving cooperative games, that could be translated into a better performance in this case.

1) *AlexNet Experiments:* We now present our results on AlexNet. Figure 6 shows the uncertainty bands for AlexNet. The bands occur in a lower parameter regime, so the critical network size for AlexNet is likely larger than for the LeNet models. We also note that the full network only achieves an accuracy of 51.6%, indicating a more difficult task. We observe that the uncertainty bands differ significantly when quantifying the uncertainty of different types of layers. Figures (6b) and (6c) show that the convolutional layers have a larger critical network size than a fully connected one, hinting that they play a different role in the networks functionality and the winning tickets composition.

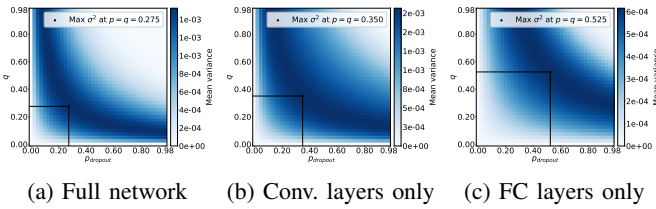


Fig. 6: Uncertainty estimation of the AlexNet model. Figure (a) shows the uncertainty band of the entire model. Figures (b) and (c) show the results of performing the uncertainty estimation by ablating only within the convolutional (b) layers or the fully connected layers (c) respectively.

a) *GTAP on AlexNet:* The large size of AlexNet makes it too big to estimate the power indices of individual neurons, forcing us to approximate power indices *for each layer* separately, given the assumption that the neurons in the other layers are always present. This enables us to rank neurons in each layer, but does not allow comparison across layers. Instead, we consider the baseline of Weight Magnitude Pruning (with target network size of 0.3 of the entire network, where this pruning methods shows saturation); we examine the proportion of model parameters in each layer that are selected into the pruned network by this baseline.

We determine which neurons GTAP selects by examining the layer based power indices, and for each layer select its respective proportion of neurons with the highest power indices. In other words, we use Weight Magnitude Pruning to determine

⁸We tackle some of this difficulty using layer-wise sampling of neurons. However, we have also experimented with a “global” sampling method, which achieved a lower performance. We found that under this global sampling, when correlating the resulting power index values with weight magnitude, the power indices were noisy.

how many neurons to select in each layer, and use GTAP to select the neurons of highest power indices in each layer.

The “compression curves” for AlexNet are shown in Figure 7. As the figure shows, the Iterated Building results for AlexNet are very different from LeNet5, which showed a fast increase in test accuracy. For AlexNet, the increase starts at roughly 10% of the players, and plateaus into an approximately linear increase in test accuracy around 20% of the network size. Figure 7 shows that for AlexNet, WMP and W-GMP slightly outperform GTAP.⁹

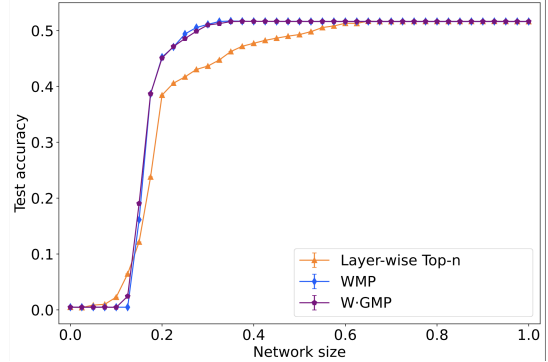


Fig. 7: Comparison of the performance of GTAP with layer-wise Top-n Pruning and the baselines of Weight Magnitude Pruning (WMP) and Weight Gradient Magnitude Pruning $W \cdot GMP$ on the AlexNet model.

We also investigated whether GTAP and the WMP baseline select a similar sub-network when pruning AlexNet. Figure 8 shows correlation plots between the power index of neurons (their importance ranking under GTAP) and their weight magnitude (their importance ranking under WMP). It visualizes the correlations between the GTAP and WMP rankings for neurons in each layer.¹⁰

Figure 8 indicates that correlation is strongest in the initial convolutional layers, with the latter convolutional layers and the fully connected layers showing reduced correlation. All of the figures indicate some correlation between the GTAP and WMP rankings, but also a very wide dispersion. The GTAP and WMP rankings are quite different, so despite having similar performance, these two methods construct quite different sub-networks. This means that potentially one could find a new pruning method that could combine the strengths of these two methods.

V. DISCUSSION AND CONCLUSIONS

We examined an application of game theory in improving the efficiency of deep learning architectures, and proposed a method called GTAP that prunes neural networks based

⁹In the case where the power index approximation is guided by the same data as evaluation, we do find a slight improvement over the baselines when retaining a fraction of 40% to 60% of the original network. However, this overfits the neuron selection to the test data, making an unfair comparison.

¹⁰To ease the approximation of power indices, We have omitted neurons with extremely low weights, of below 2×10^{-3} . Hence, these neurons are not included in the figure.

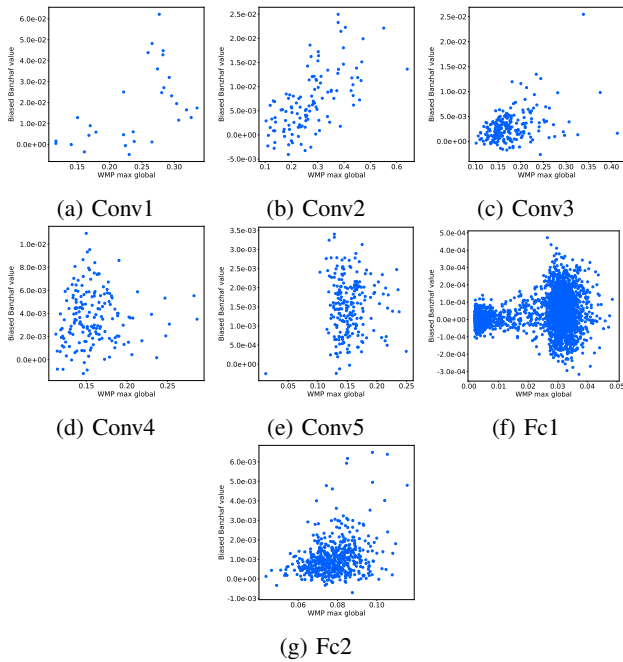


Fig. 8: Correlations plots between power indices in layer-wise Pruning and Weight Magnitude Pruning (Alexnet)

on solution concepts for cooperative games. In particular, we applied power indices, including the Shapley value [74] and Banzhaf index [14], as well as a parametrized biased version of the Banzhaf index. Our method selects a good bias parameter based on uncertainty estimation using a procedure akin to Dropout [77]. We showed empirical results on two image classification datasets (MNIST [54] and Tiny ImageNet [53]) using multiple convolutional neural architectures, LeNet5 [54] and AlexNet [52]), and two natural language processing datasets (topic classification [25] and social media emotion classification [71]).

Our results indicate that game theoretic pruning can be a strong tool in reducing the size and compute requirement of neural network models, while retaining good predictive performance. We show that in many cases, GTAP outperforms existing strong baselines such as Weight Magnitude Pruning (WMP) and Weight Gradient Magnitude Pruning (WGMP) [16].

We note that GTAP offers several advantages as a pruning method. First, GTAP does not require retraining or finetuning the model during the pruning process (though it would be interesting to examine whether this could further improve performance). Secondly, GTAP is highly parallelizable, as one can divide the sampling process over multiple machines. Finally, GTAP is model agnostic and can be extended to other applications, so long as the units to be pruned can be dropped from the computation (for example ensemble models or random forests). This may prove useful in machine learning methods where weight magnitudes do not occur or are inaccessible.

Future work: several questions remain open for further research. First, can other game theoretic solutions as such

other power indices [29], the core or similar solutions [7], [34], [39] be used to further improve pruning? Second, could one find better approximation algorithms for power indices so as to achieve a higher pruning performance? ¹¹ Finally, how can one extend our methods to larger or more elaborate neural network architectures, such as those driving large language models?

¹¹While power index computation is a hard problem even in restricted games [3], [6], [10], [11], [33], [73], [84], there may be good approximation algorithms for the average case [26], [46].

REFERENCES

- [1] O. Y. Al-Jarrah, P. D. Yoo, S. Muhaidat, G. K. Karagiannidis, and K. Taha. Efficient machine learning for big data: A review. *Big Data Research*, 2(3):87–93, 2015.
- [2] E. Algaba, V. Fragnelli, and J. Sánchez-Soriano. *Handbook of the Shapley value*. CRC Press, 2019.
- [3] H. Aziz. *Algorithmic and complexity aspects of simple coalitional games*. PhD thesis, University of Warwick, 2009.
- [4] H. Aziz, C. Cahan, C. Gretton, P. Kilby, N. Mattei, and T. Walsh. A study of proxies for shapley allocations of transport costs. *Journal of Artificial Intelligence Research*, 56:573–611, 2016.
- [5] H. Aziz and B. de Keijzer. Shapley meets shapley. *arXiv preprint arXiv:1307.0332*, 2013.
- [6] H. Aziz, O. Lachish, M. Paterson, and R. Savani. Power indices in spanning connectivity games. In *Algorithmic Aspects in Information and Management: 5th International Conference, AAIM 2009, San Francisco, CA, USA, June 15-17, 2009. Proceedings 5*, pages 55–67. Springer, 2009.
- [7] Y. Bachrach, E. Elkind, E. Malizia, R. Meir, D. Pasechnik, J. S. Rosenschein, J. Rothe, and M. Zuckerman. Bounds on the cost of stabilizing a cooperative game. *Journal of Artificial Intelligence Research*, 63:987–1023, 2018.
- [8] Y. Bachrach, R. Everett, E. Hughes, A. Lazaridou, J. Z. Leibo, M. Lanctot, M. Johanson, W. M. Czarnecki, and T. Graepel. Negotiating team formation using deep reinforcement learning. *Artificial Intelligence*, 288:103356, 2020.
- [9] Y. Bachrach, E. Markakis, E. Resnick, A. D. Procaccia, J. S. Rosenschein, and A. Saberi. Approximating power indices: theoretical and empirical analysis. *Autonomous Agents and Multi-Agent Systems*, 20(2):105–122, Mar 2010.
- [10] Y. Bachrach and J. S. Rosenschein. Computing the banzhaf power index in network flow games. In *Proceedings of the 6th international joint conference on Autonomous agents and multiagent systems*, pages 1–7, 2007.
- [11] Y. Bachrach, M. Zuckerman, M. Wooldridge, and J. S. Rosenschein. Proof systems and transformation games. *Annals of Mathematics and Artificial Intelligence*, 67:1–30, 2013.
- [12] J. Bakker, A. Hammond, D. Bloembergen, and T. Baarslag. Rlboa: A modular reinforcement learning framework for autonomous negotiating agents. In *AAMAS*, pages 260–268, 2019.
- [13] D. Banarse, Y. Bachrach, S. Liu, C. Fernando, N. Heess, P. Kohli, G. Lever, and T. Graepel. The body is not a given: Joint agent policy learning and morphology evolution. 2018.
- [14] J. F. Banzhaf III. Weighted voting doesn’t work: A mathematical analysis. *Rutgers Law Review*, 19(2):317–344, 1965 1964.
- [15] S. Bhalla, S. G. Subramanian, and M. Crowley. Training cooperative agents for multi-agent reinforcement learning. In *AAMAS*, pages 1826–1828, 2019.
- [16] D. Blalock, J. J. Gonzalez Ortiz, J. Frankle, and J. Guttag. What is the state of neural network pruning? *Proceedings of machine learning and systems*, 2:129–146, 2020.
- [17] C. Blundell, J. Cornebise, K. Kavukcuoglu, and D. Wierstra. Weight uncertainty in neural network. In *International conference on machine learning*, pages 1613–1622. PMLR, 2015.
- [18] R. Branzei, D. Dimitrov, and S. Tijs. *Models in cooperative game theory*, volume 556. Springer Science & Business Media, 2008.
- [19] T. Brown, B. Mann, N. Ryder, M. Subbiah, J. D. Kaplan, P. Dhariwal, A. Neelakantan, P. Shyam, G. Sastry, A. Askell, et al. Language models are few-shot learners. *Advances in neural information processing systems*, 33:1877–1901, 2020.
- [20] J. Castro, D. Gómez, and J. Tejada. Polynomial calculation of the shapley value based on sampling. *Computers & Operations Research*, 36(5):1726–1730, 2009.
- [21] G. Chalkiadakis, E. Elkind, and M. Wooldridge. Computational aspects of cooperative game theory. *Synthesis Lectures on Artificial Intelligence and Machine Learning*, 5(6):1–168, 2011.
- [22] G. Chalkiadakis, E. Elkind, and M. Wooldridge. Computational aspects of cooperative game theory. *Synthesis Lectures on Artificial Intelligence and Machine Learning*, 5(6):11–23, 2011.
- [23] T. Chen, J. Frankle, S. Chang, S. Liu, Y. Zhang, Z. Wang, and M. Carbin. The lottery ticket hypothesis for pre-trained bert networks. In H. Larochelle, M. Ranzato, R. Hadsell, M. Balcan, and H. Lin, editors, *Advances in Neural Information Processing Systems*, volume 33, pages 15834–15846. Curran Associates, Inc., 2020.
- [24] D. Cornelisse, T. Rood, Y. Bachrach, M. Malinowski, and T. Kachman. Neural payoff machines: Predicting fair and stable payoff allocations among team members. *Advances in Neural Information Processing Systems*, 35:25491–25503, 2022.
- [25] R. Costa. Twitter financial news topic dataset, 2022. Available in <https://huggingface.co/datasets/zeroshot/twitter-financial-news-topic>.
- [26] I. Covert and S.-I. Lee. Improving kernelshap: Practical shapley value estimation via linear regression. *arXiv preprint arXiv:2012.01536*, 2020.
- [27] A. Datta, S. Sen, and Y. Zick. Algorithmic transparency via quantitative input influence: Theory and experiments with learning systems. In *2016 IEEE symposium on security and privacy (SP)*, pages 598–617. IEEE, 2016.
- [28] M. Davis and M. Maschler. The kernel of a cooperative game. *Naval Research Logistics Quarterly*, 12(3):223–259, 1965.
- [29] J. Deegan and E. W. Packel. A new index of power for simple n-person games. *International Journal of Game Theory*, 7:113–123, 1978.
- [30] A. Dosovitskiy, L. Beyer, A. Kolesnikov, D. Weissenborn, X. Zhai, T. Unterthiner, M. Dehghani, M. Minderer, G. Heigold, S. Gelly, et al. An image is worth 16x16 words: Transformers for image recognition at scale. *arXiv preprint arXiv:2010.11929*, 2020.
- [31] P. Dubey. On the uniqueness of the shapley value. *International Journal of Game Theory*, 4(3):131–139, 1975.
- [32] P. Dubey and L. S. Shapley. Mathematical properties of the banzhaf power index. *Mathematics of Operations Research*, 4(2):99–131, 1979.
- [33] E. Elkind, L. A. Goldberg, P. W. Goldberg, and M. Wooldridge. A tractable and expressive class of marginal contribution nets and its applications. *Mathematical Logic Quarterly*, 55(4):362–376, 2009.
- [34] U. Faigle, W. Kern, and J. Kuipers. On the computation of the nucleolus of a cooperative game. *International Journal of Game Theory*, 30:79–98, 2001.
- [35] J. Frankle and M. Carbin. The lottery ticket hypothesis: Training pruned neural networks. *CoRR*, abs/1803.03635, 2019.
- [36] Y. Gal and Z. Ghahramani. Bayesian convolutional neural networks with bernoulli approximate variational inference. *arXiv preprint arXiv:1506.02158*, 2015.
- [37] Y. Gal and Z. Ghahramani. Dropout as a bayesian approximation: Representing model uncertainty in deep learning. In M. F. Balcan and K. Q. Weinberger, editors, *Proceedings of The 33rd International Conference on Machine Learning*, volume 48 of *Proceedings of Machine Learning Research*, pages 1050–1059, New York, New York, USA, 20–22 Jun 2016. PMLR.
- [38] A. Ghorbani and J. Zou. Data shapley: Equitable valuation of data for machine learning. In *International conference on machine learning*, pages 2242–2251. PMLR, 2019.
- [39] D. B. Gillies. *Some theorems on n-person games*. Princeton University, 1953.
- [40] S. Han, J. Pool, J. Tran, and W. Dally. Learning both weights and connections for efficient neural network. In C. Cortes, N. Lawrence, D. Lee, M. Sugiyama, and R. Garnett, editors, *Advances in Neural Information Processing Systems*, volume 28. Curran Associates, Inc., 2015.
- [41] S. Han, H. Wang, S. Su, Y. Shi, and F. Miao. Stable and efficient shapley value-based reward reallocation for multi-agent reinforcement learning of autonomous vehicles. In *2022 International Conference on Robotics and Automation (ICRA)*, pages 8765–8771. IEEE, 2022.
- [42] B. Hassibi, D. Stork, and G. Wolff. Optimal brain surgeon and general network pruning. In *IEEE International Conference on Neural Networks*, pages 293–299 vol.1, 1993.
- [43] S. Hödl, W. Robinson, Y. Bachrach, W. Huck, and T. Kachman. Explainability techniques for chemical language models. *arXiv preprint arXiv:2305.16192*, 2023.
- [44] Y. Hogewind, T. D. Simao, T. Kachman, and N. Jansen. Safe reinforcement learning from pixels using a stochastic latent representation. *arXiv preprint arXiv:2210.01801*, 2022.
- [45] H. Hu, R. Peng, Y. Tai, and C. Tang. Network trimming: A data-driven neuron pruning approach towards efficient deep architectures. *CoRR*, abs/1607.03250, 2016.
- [46] N. Jethani, M. Sudarshan, I. C. Covert, S.-I. Lee, and R. Ranganath. Fastshap: Real-time shapley value estimation. In *International Conference on Learning Representations*, 2021.
- [47] J. Jumper, R. Evans, A. Pritzel, T. Green, M. Figurnov, O. Ronneberger, K. Tunyasuvunakool, R. Bates, A. Židek, A. Potapenko, et al. Highly accurate protein structure prediction with alphafold. *Nature*, 596(7873):583–589, 2021.

- [48] D. Justus, J. Brennan, S. Bonner, and A. S. McGough. Predicting the computational cost of deep learning models. In *2018 IEEE international conference on big data (Big Data)*, pages 3873–3882. IEEE, 2018.
- [49] T. Kachman, M. Moshkovitz, and M. Rosen-Zvi. Novel uncertainty framework for deep learning ensembles. *arXiv preprint arXiv:1904.04917*, 2019.
- [50] A. Kendall and Y. Gal. What uncertainties do we need in bayesian deep learning for computer vision? *Advances in neural information processing systems*, 30, 2017.
- [51] J. Kramár, T. Eccles, I. Gemp, A. Tacchetti, K. R. McKee, M. Malinowski, T. Graepel, and Y. Bachrach. Negotiation and honesty in artificial intelligence methods for the board game of diplomacy. *Nature Communications*, 13(1):7214, 2022.
- [52] A. Krizhevsky, I. Sutskever, and G. E. Hinton. Imagenet classification with deep convolutional neural networks. In F. Pereira, C. Burges, L. Bottou, and K. Weinberger, editors, *Advances in Neural Information Processing Systems*, volume 25. Curran Associates, Inc., 2012.
- [53] Y. Le and X. Yang. Tiny imagenet visual recognition challenge. *CS 231N*, 7(7):3, 2015.
- [54] Y. Lecun, L. Bottou, Y. Bengio, and P. Haffner. Gradient-based learning applied to document recognition. *Proceedings of the IEEE*, 86(11):2278–2324, 1998.
- [55] Y. LeCun, J. S. Denker, and S. A. Solla. Optimal brain damage. In *Advances in neural information processing systems*, pages 598–605, 1990.
- [56] C. Levinger, N. Hazon, and A. Azaria. Computing the shapley value for ride-sharing and routing games. In *Proceedings of the 19th international conference on autonomous agents and multiagent systems*, pages 1895–1897, 2020.
- [57] J. Lorraine, J. Parker-Holder, P. Vicol, A. Pacchiano, L. Metz, T. Kachman, and J. Foerster. Using bifurcations for diversity in differentiable games. In *ICML 2021 Beyond First Order Methods Workshop*, 2021.
- [58] J. Lorraine, P. Vicol, J. Parker-Holder, T. Kachman, L. Metz, and J. Foerster. Lyapunov exponents for diversity in differentiable games. *arXiv preprint arXiv:2112.14570*, 2021.
- [59] S. M. Lundberg and S.-I. Lee. A unified approach to interpreting model predictions. *Advances in neural information processing systems*, 30, 2017.
- [60] J. Ma and F. Wu. Feudal multi-agent deep reinforcement learning for traffic signal control. In *Proceedings of the 19th International Conference on Autonomous Agents and Multiagent Systems (AAMAS)*, pages 816–824, 2020.
- [61] E. Malach, G. Yehudai, S. Shalev-Schwartz, and O. Shamir. Proving the lottery ticket hypothesis: Pruning is all you need. In H. D. III and A. Singh, editors, *Proceedings of the 37th International Conference on Machine Learning*, volume 119 of *Proceedings of Machine Learning Research*, pages 6682–6691. PMLR, 13–18 Jul 2020.
- [62] S. Maleki, L. Tran-Thanh, G. Hines, T. Rahwan, and A. Rogers. Bounding the estimation error of sampling-based shapley value approximation. *arXiv preprint arXiv:1306.4265*, 2013.
- [63] L. Metz, C. D. Freeman, S. S. Schoenholz, and T. Kachman. Gradients are not all you need. *arXiv preprint arXiv:2111.05803*, 2021.
- [64] T. P. Michalak, K. V. Aadithya, P. L. Szczepanski, B. Ravindran, and N. R. Jennings. Efficient computation of the shapley value for game-theoretic network centrality. *Journal of Artificial Intelligence Research*, 46:607–650, 2013.
- [65] M. S. Murshed, C. Murphy, D. Hou, N. Khan, G. Ananthanarayanan, and F. Hussain. Machine learning at the network edge: A survey. *ACM Computing Surveys (CSUR)*, 54(8):1–37, 2021.
- [66] L. Nagalapatti and R. Narayanam. Game of gradients: Mitigating irrelevant clients in federated learning. In *Proceedings of the AAAI Conference on Artificial Intelligence*, volume 35, pages 9046–9054, 2021.
- [67] D. W. Otter, J. R. Medina, and J. K. Kalita. A survey of the usages of deep learning for natural language processing. *IEEE transactions on neural networks and learning systems*, 32(2):604–624, 2020.
- [68] R. Patel, M. Garnelo, I. Gemp, C. Dyer, and Y. Bachrach. Game-theoretic vocabulary selection via the shapley value and banzhaf index. In *Proceedings of the 2021 Conference of the North American Chapter of the Association for Computational Linguistics: Human Language Technologies*, pages 2789–2798, 2021.
- [69] M. Reichstein, G. Camps-Valls, B. Stevens, M. Jung, J. Denzler, N. Carvalhais, and f. Prabhath. Deep learning and process understanding for data-driven earth system science. *Nature*, 566(7743):195–204, 2019.
- [70] B. Rozemberczki, L. Watson, P. Bayer, H.-T. Yang, O. Kiss, S. Nilsson, and R. Sarkar. The shapley value in machine learning. *arXiv preprint arXiv:2202.05594*, 2022.
- [71] E. Saravia, H.-C. T. Liu, Y.-H. Huang, J. Wu, and Y.-S. Chen. CARER: Contextualized affect representations for emotion recognition. In *EMNLP*, 2018.
- [72] D. Schmeidler. The nucleolus of a characteristic function game. *SIAM Journal on applied mathematics*, 17(6):1163–1170, 1969.
- [73] A. See, Y. Bachrach, and P. Kohli. The cost of principles: analyzing power in compatibility weighted voting games. In *Proceedings of the 2014 international conference on Autonomous agents and multi-agent systems*, pages 37–44. Citeseer, 2014.
- [74] L. S. Shapley. A value for n-person games, contributions to the theory of games, 2, 307–317, 1953.
- [75] O. Skibski, T. Suzuki, T. Grabowski, T. Michalak, and M. Yokoo. Signed graph games: Coalitional games with friends, enemies and allies. In *Proceedings of the 19th International Conference on Autonomous Agents and Multiagent Systems*, pages 1287–1295, 2020.
- [76] S. Smith, M. Patwary, B. Norick, P. LeGresley, S. Rajbhandari, J. Casper, Z. Liu, S. Prabhunoye, G. Zerveas, V. Korthikanti, et al. Using deepspeed and megatron to train megatron-turing nlg 530b, a large-scale generative language model. *arXiv preprint arXiv:2201.11990*, 2022.
- [77] N. Srivastava, G. Hinton, A. Krizhevsky, I. Sutskever, and R. Salakhutdinov. Dropout: a simple way to prevent neural networks from overfitting. *The journal of machine learning research*, 15(1):1929–1958, 2014.
- [78] N. Srivastava, G. Hinton, A. Krizhevsky, I. Sutskever, and R. Salakhutdinov. Dropout: A simple way to prevent neural networks from overfitting. *Journal of Machine Learning Research*, 15(56):1929–1958, 2014.
- [79] E. Štrumbelj and I. Kononenko. Explaining prediction models and individual predictions with feature contributions. *Knowledge and information systems*, 41:647–665, 2014.
- [80] M. Tan and Q. Le. Efficientnet: Rethinking model scaling for convolutional neural networks. In *International conference on machine learning*, pages 6105–6114. PMLR, 2019.
- [81] N. Tarashev, K. Tsatsaronis, and C. Borio. Risk attribution using the shapley value: Methodology and policy applications. *Review of Finance*, 20(3):1189–1213, 2016.
- [82] A. Vouliodimos, N. Doulamis, A. Doulamis, E. Protopapadakis, et al. Deep learning for computer vision: A brief review. *Computational intelligence and neuroscience*, 2018, 2018.
- [83] E. Winter. The shapley value. *Handbook of game theory with economic applications*, 3:2025–2054, 2002.
- [84] H. Xiao, Z. Wang, Z. Zhu, J. Zhou, and J. Lu. Shapley-nas: discovering operation contribution for neural architecture search. In *Proceedings of the IEEE/CVF conference on computer vision and pattern recognition*, pages 11892–11901, 2022.
- [85] Z. Xu, X. Cheng, and Y. He. Performance of deep reinforcement learning for high frequency market making on actual tick data. In *Proceedings of the 21st International Conference on Autonomous Agents and Multiagent Systems*, pages 1765–1767, 2022.
- [86] T. Yan and A. D. Procaccia. If you like shapley then you’ll love the core. In *Proceedings of the AAAI Conference on Artificial Intelligence*, volume 35, pages 5751–5759, 2021.
- [87] T. Yang, J. Hao, Z. Meng, Z. Zhang, Y. Hu, Y. Chen, C. Fan, W. Wang, Z. Wang, and J. Peng. Efficient deep reinforcement learning through policy transfer. In *AAMAS*, pages 2053–2055, 2020.
- [88] V. Yazdanpanah, M. Dastani, N. Alechina, B. Logan, and W. Jamroga. Strategic responsibility under imperfect information. In *Proceedings of the 18th International Conference on Autonomous Agents and Multiagent Systems AAMAS 2019*, pages 592–600. IFAAMAS, 2019.
- [89] X. Ying. An overview of overfitting and its solutions. In *Journal of physics: Conference series*, volume 1168, page 022022. IOP Publishing, 2019.
- [90] A. Yüksel, E. Ulusoy, A. Ünlü, and T. Doğan. Selfformer: Molecular representation learning via selfies language models. *Machine Learning: Science and Technology*, 2023.
- [91] K. Zhao, A. Jain, and M. Zhao. Iterative activation-based structured pruning, 2022.