

More Samples or More Prompt Inputs? Exploring Effective In-Context Sampling for LLM Few-Shot Prompt Engineering

Bingsheng Yao

Rensselaer Polytechnic Institute

Guiming Chen

The Chinese University
of Hong Kong, Shenzhen

Ruishi Zou

Tongji University

Yuxuan Lu

Northeastern University

Jiachen Li

Northeastern University

Shao Zhang

Shanghai Jiao Tong University

Sijia Liu

Michigan State University

James Hendler

Rensselaer Polytechnic Institute

Dakuo Wang *

Northeastern University

Abstract

While most existing works on LLM prompt-engineering focus only on how to select a better set of data samples inside one single prompt input¹ (In-Context Learning or ICL), why can't we design and leverage multiple prompt inputs together to further improve the LLM performance? In this work, we propose In-Context Sampling (ICS), a low-resource LLM prompt-engineering technique to produce the most confident prediction results by optimizing the construction of multiple ICL prompt inputs. Extensive experiments with two SOTA LLMs (FlanT5-XL and Mistral-7B) on three NLI datasets (e-SNLI, Multi-NLI, and ANLI) illustrate that ICS can consistently enhance LLM's prediction performance and confidence. An ablation study suggests that a diversity-based ICS strategy may further improve LLM's performance, which sheds light on a new yet promising future research direction.

1 Introduction

Instruction-finetuned (Wei et al., 2021b; Chowdhery et al., 2022; Ouyang et al., 2022) LLMs with billions of parameters, such as Flan-T5 (Chung et al., 2022b), LLaMA (Touvron et al., 2023a,b), and Mistral (Jiang et al., 2023) have demonstrated versatile natural language interpretation and generation (NLG) capabilities. However, solving real-world tasks that require extensive domain expertise remains challenging for LLMs (e.g., children's education and mental issue detection (Xu et al., 2023)).

Researchers have proposed various prompting strategies to exploit LLMs' task-solving capabilities. A prominent approach is few-shot In-Context

*Corresponding Author: d.wang@northeastern.edu.

¹We use "prompt input" to refer to the composition of prompt structure/words, plus in-context examples, and the targeting data for inference.

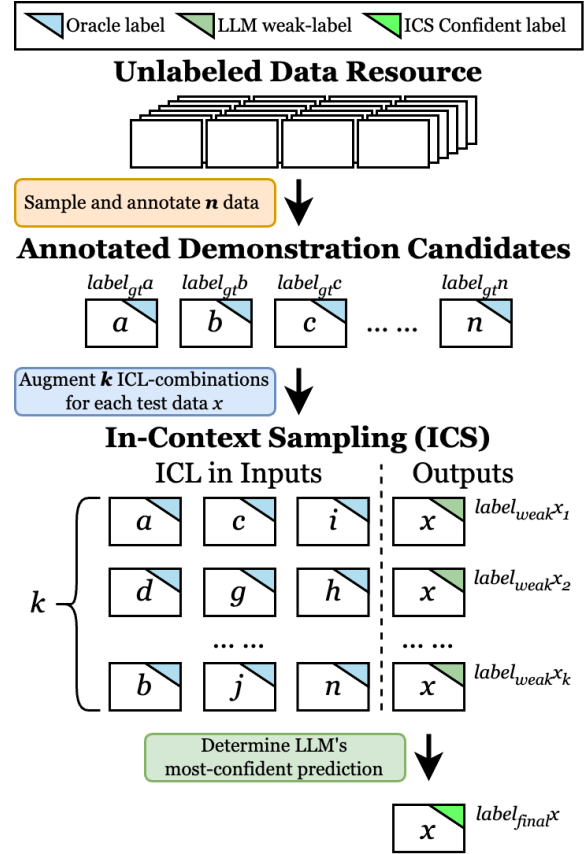


Figure 1: ICS includes three steps: 1) sample representative examples, 2) augment ICL combinations for inference, and 3) find LLM's most confident label.

Learning (ICL) (Brown et al., 2020a), which improved LLMs' task interpretation and solving ability, especially for unseen tasks, by inserting a few data examples to the prompt input (Shin et al., 2022). Several recent works investigate the influence of different ICL setups, including the number, ordering, and combinations (Wang et al., 2022; Lu et al., 2021; Yoo et al., 2022). However, there is no common ground for the best ICL strategy yet.

We hypothesize that different ICL demonstrations provide LLMs with distinct knowledge about

the task, leading to disparate understanding and predictions for the same data. Consequently, a straightforward research question emerges: **Can LLMs be augmented with multiple ICL prompt inputs to provide the most confident predictions?**

To address this question, we propose **In-Context Sampling (ICS)**, a low-resource methodology inspired by the established concept of membership querying and In-Context Learning. ICS follows a three-step pipeline: subsampling, augmentation, and verification, as shown in Figure 1.

We evaluate the effectiveness of the ICS pipeline by benchmarking on two SOTA LLMs over three natural language inference (NLI) (Bowman et al., 2015) datasets of increasing difficulties, compared with the regular ICL approach. We also examine how different sample sizes and rounds of ICL prompting affect the performance of ICS. Results indicate that ICS consistently improves prediction accuracy and robustness despite LLMs demonstrating different ICL sensitiveness. An ablation study shows a data diversity-based ICS strategy can further improve prediction performance, which leads to a broader research scope to exploit the potential for ICS in the future.

2 Related Work

Large Language Models Instructional-finetuned LLMs (Chung et al., 2022a) have shown impressive capability in understanding free-form instructions and generating high-quality content (Wei et al., 2021a). Prompting methods such as chain-of-thought (Wei et al., 2023) and in-context (Brown et al., 2020b) learning have been developed to exploit LLMs’ potential. Our ICS pipeline extends these advances to improve the performance and confidentiality of LLMs’ prediction.

In-Context Learning Optimization The optimization of in-context learning performance has garnered significant attention. Wei et al. (2021a) proposed an Instruction Tuning method that improves both zero-shot and few-shot in-context learning performance. Kim et al. (2022) proposed a method that allows the model to generate in-context samples for itself to minimize the reliance on the external demonstration. Zhang et al. (2022) focused on in-context samples and initiated a reinforcement learning technique to select more advantageous samples for in-context demonstration.

Besides, some work focused on solving the order sensitivity issue for ICL. Lu et al. (2022) proposed

multiple sample sorting methods, while Liu et al. (2022) introduced a method for arranging examples based on their semantic similarity. Furthermore, Yu et al. (2023) utilize prompt-based uncertainty propagation and a partition-then-rewrite strategy to further improve models’ few-shot performance.

3 ICS Strategy

Given a natural language task instruction I and a datum $x \in \mathcal{D}$, instructional-finetuned SOTA LLMs can take the input of $\{I + (x_{d1}, y_{d1}) + \dots + (x_{dm}, y_{dm}) + x\}$ and generate an output y , where (x_{dm}, y_{dm}) denotes an oracle-annotated in-context demonstration, and y the predicted result. Demonstrations can provide LLMs with 1) **direct insights** to interpret the task instruction (I) and expected outputs (y_{d1}, \dots, y_{dm}) and 2) **indirect guidance** for how to solve the task ($x_{dm} \rightarrow y_{dm}$). We hypothesize that **different sets of ICL demonstrations provide LLMs with disparate knowledge about the task**; thus, LLMs may alter their predictions for the same data x given different ICL prompt inputs, but the variation of predictions will eventually converge to a most confident prediction.

In this work, we present **In-context Sampling (ICS)**, a low-resource learning paradigm specifically for LLMs, as shown in Figure 1. ICS consists of three primary steps: 1) sampling demonstration candidates from unlabeled data pool and acquiring oracle annotations, 2) augmenting labels with different ICL combinations, and 3) verifying the most confident label as the final prediction from augmented labels. We will describe details about each step below.

Our prototyped ICS methodology is designed to be model-agnostic. More importantly, **ICS supports “plug-and-play” customizations by switching to different sampling, augmentation, and verification algorithms with minimum effort.** This work primarily focuses on justifying the effectiveness of our proposed ICS pipeline and investigating the influence of different factors towards performance improvement and robustness, leaving a broad research area to explore different strategy variations as future work.

3.1 Demonstration Candidate Sampling

Sampling a few data as ICL demonstrations from many unlabeled data bears a resemblance to many sampling strategies in Active Learning (AL) (Settles, 2009), often categorized into two types: data

diversity-based and model probability-based.

Our primary evaluation of the ICS pipeline in Section 4 utilizes a **random** sampling strategy. In addition, we conduct an ablation study (Section 4.3) to discuss the effects of a **diversity-based** ICS strategy. Our implemented strategy adheres to established cluster-based strategies (i.e., core-set) (Sener and Savarese, 2017; Yao et al., 2023b), aiming to identify examples **representative of all unlabeled data while maximizing the diversity among these selected instances**. Our strategy calculates the cosine similarity for each data x_i , encoded with sentence-transformer (Reimers and Gurevych, 2019), with the following formula: $s(x_i, \mathcal{D}) = \cos(\text{embed}(x_i), \frac{1}{|\mathcal{D}|} \sum_{j=1}^{|\mathcal{D}|} \text{embed}(x_j))$, where embed represents Sentence Transformer Embedding. Subsequently, we rank the candidates by similarity score and retrieve n examples with the same interval, ensuring the sample set’s diversity.

We also attempt to identify a sample size and the amount of augmented ICL combinations that strike a balance across three perspectives: 1) encompass sufficient diversity to represent the underlying data adequately, 2) possess robustness toward confident predictions, and 3) minimize annotation costs.

3.2 ICL Combination Augmentation

As shown in Figure 1, ICS augments labels by constructing different ICL combinations for the same data to be predicted, then getting the most confident label among all. Empirically, less than 10 ICL demonstrations per input is a practical setting to balance between demonstrations’ diversity and information complexity. However, the computation can be massive if we ask LLMs to predict every combination of the candidates. For example, 50 sampled candidate demonstrations can result in 19,600 3-demonstration combinations.

We believe, however, that ICS does not need every ICL combination to find the model’s most confident label. Analogous to human voting, where a few representatives vote on behalf of a larger population, we plan to investigate a reasonable amount of “representatives”, i.e., prompt inputs.

In this work, we benchmark with a random and a data diversity-based algorithm for demonstration augmentation and investigate the influence of strategic differences. Both approaches iteratively sample m -demonstration set ($m = 3$ in our experiment with NLI tasks) k times from the candidate

list, where the diversity-based augmentation strategy utilizes the same algorithm described in Section 3.1 above. Then we query LLM k times for the same test data to acquire k weak labels, denoted as $\text{label}_{\text{weak}}x_i, i \in [1, k]$ as shown in Figure 1.

3.3 Confident Label Verification

Once we acquire a set of labels from the abovementioned ICS step, a few verification algorithms can be applied to find the most confident label. Here, we obtain the most confident prediction with a majority vote in our evaluation. We can envision ICS as having the potential to **provide model-confident unsupervised labels** to iteratively fine-tune LLM in resource-deficient scenarios where expert annotations are difficult and expensive to access.

4 Evaluations

4.1 Setup

We conduct benchmark experiments to demonstrate the effectiveness of our ICS pipeline with a random sampling strategy. Specifically, we employ two SOTA LLMs (FLAN-T5-XL (Chung et al., 2022b) and Mistral (Jiang et al., 2023)) and experiment on three NLI tasks of increasing difficulties: e-SNLI (Camburu et al., 2018), Multi-NLI (Williams et al., 2017), and ANLI (Nie et al., 2019). We exclude LLaMA-2 (Touvron et al., 2023b) from our work because our preliminary experiment (discussed in Appendix E shows LLaMA-2’s overfitting issue on the ‘neutral’ category).

We use vanilla ICL as our baseline, denoted as *ICL*. We leverage random sampling for constructing the ICS prompt input of our prototyped ICS strategy and the majority-vote method to find the most confident label. We use three demonstrations for each prompt input, and we report all our settings, including the instruction narrative in Appendix A. We manipulate two controlled variables of ICS: **the size of sampled representative data n** , where $n \in \{50, 100, 250, 500\}$, and **the number of augmented demonstration combinations k for each data to be predicted**, where $k \in \{3, 5, 10, 20\}$, where $k = 1$ is indeed the *ICL* baseline. We consider 500 annotations a reasonable budget for realistic scenarios. Each setting is repeated and averaged over 10 trials.

4.2 Evaluation Results

In Figure 2, we present the prediction accuracy of baseline ICL and our ICS strategy for every model

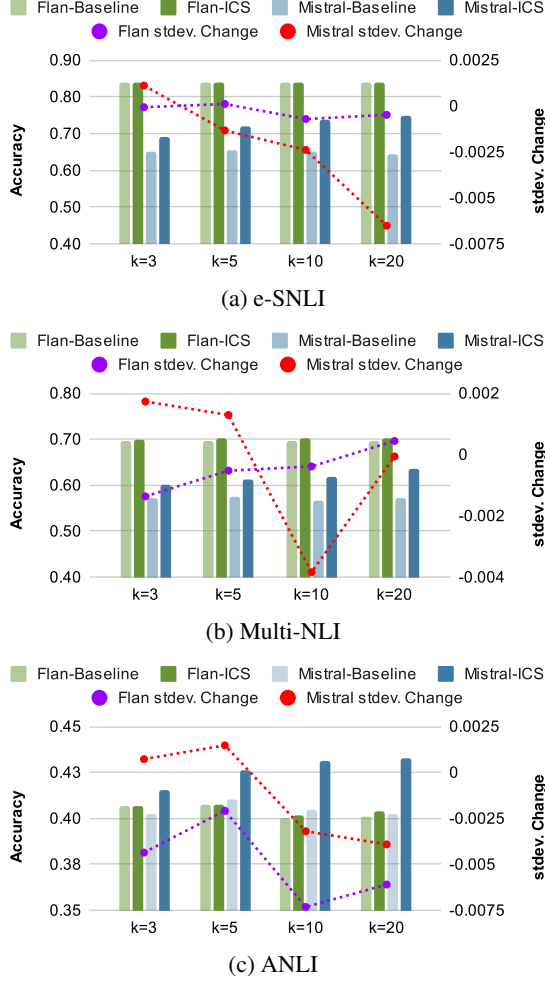


Figure 2: Evaluation results of Flan-T5-XL and Mistral-7B on three dataset with 100 demonstration candidates.

and dataset when $n = 100$. The change in standard deviations between the baseline and our strategy is also reported as dotted lines with the right vertical axis. The complete evaluation results for every setting are reported in Appendix C.

Our ICS strategy, benchmarked with a random sampling strategy, can **consistently improve both LLMs’ prediction performance** in every (n, k) combination, justifying the validity of our proposed ICS pipeline. Additionally, we observe **distinct sensitiveness to ICS between LLMs**. Specifically, the accuracy improvement provided by the ICS strategy for Flan-T5 is much less than that for Mistral, which could be attributed to different reasons. For instance, Flan-T5 may overfit the three datasets we experimented with or the NLI task. On the other hand, Mistral illustrates significant accuracy boosts from our ICS strategy, resulting in more than 5% average improvement in all datasets.

We observe that the standard deviation reduces the most when $k = 10$ for both models and the per-

	e-SNLI	Multi-NLI	ANLI
ICS_{DS}^{DS}	62.29 ($\uparrow 13.71$)	56.62 ($\uparrow 10.32$)	41.11 ($\uparrow 3.85$)
ICL_{DS}^{DS}	48.58	46.30	37.26
ICS_{RD}^{DS}	72.86 ($\uparrow 8.46$)	62.46 ($\uparrow 5.42$)	42.81 ($\uparrow 2.12$)
ICL_{RD}^{DS}	64.40	57.04	40.69
ICS_{RD}^{RD}	74.58 ($\uparrow 8.73$)	60.73 ($\uparrow 4.24$)	43.21 ($\uparrow 2.81$)
ICL_{RD}^{RD}	65.85	56.49	40.40
ICS_{RD}^{RD}	73.71 ($\uparrow 8.60$)	61.92 ($\uparrow 5.24$)	43.13 ($\uparrow 2.66$)
ICL_{RD}^{RD}	65.11	56.68	40.47

Table 1: Ablation study for the diversity-based ICS strategy on all three datasets.

formance improvement provided by the increased k starts to taper off when k goes beyond 10. For demonstration candidate sampling, the accuracy improvement is insignificant once n goes beyond 100. Sample sizes over 100 can be considered diverse and representative enough.

4.3 Ablation Study

Given the observations from the aforementioned evaluation, we conduct an ablation study among different strategies for ICS, with Mistral-7B and the best-performing setup: $n = 100$ and $k = 10$. Inspired by recent work for active learning simulation (Yao et al., 2023a), we randomly sample 3000 and 1000 data from all three NLI datasets as the training and testing split. We conduct 10 trials for a total of four settings, denoted by $ICS_{combination\ strategy}^{sampling\ strategy}$, where RD denotes random strategy, and DS denotes data similarity-based strategy described in Section 3.1. The experiment results are reported in Appendix B. We report that the diversity-based strategy for demonstration candidate sampling and combination augmentation can effectively increase ICS performance gain, which can lead to broader future research avenues in exploiting the benefits from ICS with LLMs.

5 Conclusion

This work presents In-context Sampling (ICS), a novel ICL-based paradigm for probing LLMs’ most confident prediction. Our experiments show that ICS leads to accuracy improvement and standard deviation reduction compared with traditional ICL. We investigate the influence of different sample sizes and ICL combination amounts, then further conduct an ablation study to illustrate the additional helpfulness provided by a simple but effective data diversity-based sampling strategy with ICS. We expect our work to lay the foundation for further exploiting the benefits of ICL in the future.

6 Limitations

The primary focus of this paper is to propose and demonstrate the effectiveness of our ICS pipeline. Our experiments showed that ICS can improve the model’s performance (in prediction accuracy) and confidence (in standard deviation) even with the most straightforward random strategy. However, despite extensive experiments with different n and k combinations, several potential variables require further analysis. For instance, although we considered three datasets of different difficulties and each ICL combination is arbitrary, all three datasets are NLI tasks. Besides, we only conducted a small-scale ablation study with a data diversity-based strategy for candidate sampling and combination augmentation in ICS, leaving a full line of work of designing and implementing sampling strategies across different tasks. Lastly, our experiment comprises three SOTA LLMs as the original plan but excludes LLaMA-2 due to its inclination to predict the “neutral” category. We identify that there are still a variety of other instructional-finetuned LLMs we do not include in this work, such as Instruct-GPT (Ouyang et al., 2022).

References

- Samuel R Bowman, Gabor Angeli, Christopher Potts, and Christopher D Manning. 2015. A large annotated corpus for learning natural language inference. *arXiv preprint arXiv:1508.05326*.
- Tom Brown, Benjamin Mann, Nick Ryder, Melanie Subbiah, Jared D Kaplan, Prafulla Dhariwal, Arvind Neelakantan, Pranav Shyam, Girish Sastry, Amanda Askell, et al. 2020a. Language models are few-shot learners. *Advances in neural information processing systems*, 33:1877–1901.
- Tom B. Brown, Benjamin Mann, Nick Ryder, Melanie Subbiah, Jared Kaplan, Prafulla Dhariwal, Arvind Neelakantan, Pranav Shyam, Girish Sastry, Amanda Askell, Sandhini Agarwal, Ariel Herbert-Voss, Gretchen Krueger, Tom Henighan, Rewon Child, Aditya Ramesh, Daniel M. Ziegler, Jeffrey Wu, Clemens Winter, Christopher Hesse, Mark Chen, Eric Sigler, Mateusz Litwin, Scott Gray, Benjamin Chess, Jack Clark, Christopher Berner, Sam McCandlish, Alec Radford, Ilya Sutskever, and Dario Amodei. 2020b. Language models are few-shot learners. In *Proceedings of the 34th International Conference on Neural Information Processing Systems, NIPS’20*, pages 1877–1901, Red Hook, NY, USA. Curran Associates Inc.
- Oana-Maria Camburu, Tim Rocktäschel, Thomas Lukasiewicz, and Phil Blunsom. 2018. e-snli: Natural language inference with natural language explanations. *Advances in Neural Information Processing Systems*, 31.
- Aakanksha Chowdhery, Sharan Narang, Jacob Devlin, Maarten Bosma, Gaurav Mishra, Adam Roberts, Paul Barham, Hyung Won Chung, Charles Sutton, Sebastian Gehrmann, et al. 2022. Palm: Scaling language modeling with pathways. *arXiv preprint arXiv:2204.02311*.
- Hyung Won Chung, Le Hou, Shayne Longpre, Barret Zoph, Yi Tay, William Fedus, Yunxuan Li, Xuezhi Wang, Mostafa Dehghani, Siddhartha Brahma, Albert Webson, Shixiang Shane Gu, Zhuyun Dai, Mirac Suzgun, Xinyun Chen, Aakanksha Chowdhery, Alex Castro-Ros, Marie Pellat, Kevin Robinson, Dasha Valter, Sharan Narang, Gaurav Mishra, Adams Yu, Vincent Zhao, Yanping Huang, Andrew Dai, Hongkun Yu, Slav Petrov, Ed H. Chi, Jeff Dean, Jacob Devlin, Adam Roberts, Denny Zhou, Quoc V. Le, and Jason Wei. 2022a. [Scaling Instruction-Finetuned Language Models](#).
- Hyung Won Chung, Le Hou, Shayne Longpre, Barret Zoph, Yi Tay, William Fedus, Yunxuan Li, Xuezhi Wang, Mostafa Dehghani, Siddhartha Brahma, et al. 2022b. Scaling instruction-finetuned language models. *arXiv preprint arXiv:2210.11416*.
- Albert Q Jiang, Alexandre Sablayrolles, Arthur Mensch, Chris Bamford, Devendra Singh Chaplot, Diego de las Casas, Florian Bressand, Gianna Lengyel, Guillaume Lample, Lucile Saulnier, et al. 2023. Mistral 7b. *arXiv preprint arXiv:2310.06825*.
- Hyuhng Joon Kim, Hyunsoo Cho, Junyeob Kim, Taeuk Kim, Kang Min Yoo, and Sang-goo Lee. 2022. [Self-Generated In-Context Learning: Leveraging Auto-regressive Language Models as a Demonstration Generator](#).
- Jiachang Liu, Dinghan Shen, Yizhe Zhang, Bill Dolan, Lawrence Carin, and Weizhu Chen. 2022. [What Makes Good In-Context Examples for GPT-3?](#) In *Proceedings of Deep Learning Inside Out (DeeLIO 2022): The 3rd Workshop on Knowledge Extraction and Integration for Deep Learning Architectures*, pages 100–114, Dublin, Ireland and Online. Association for Computational Linguistics.
- Yao Lu, Max Bartolo, Alastair Moore, Sebastian Riedel, and Pontus Stenetorp. 2021. Fantastically ordered prompts and where to find them: Overcoming few-shot prompt order sensitivity. *arXiv preprint arXiv:2104.08786*.
- Yao Lu, Max Bartolo, Alastair Moore, Sebastian Riedel, and Pontus Stenetorp. 2022. [Fantastically Ordered Prompts and Where to Find Them: Overcoming Few-Shot Prompt Order Sensitivity](#). In *Proceedings of the 60th Annual Meeting of the Association for Computational Linguistics (Volume 1: Long Papers)*, pages 8086–8098, Dublin, Ireland. Association for Computational Linguistics.

- Yixin Nie, Adina Williams, Emily Dinan, Mohit Bansal, Jason Weston, and Douwe Kiela. 2019. Adversarial nli: A new benchmark for natural language understanding. *arXiv preprint arXiv:1910.14599*.
- Long Ouyang, Jeffrey Wu, Xu Jiang, Diogo Almeida, Carroll Wainwright, Pamela Mishkin, Chong Zhang, Sandhini Agarwal, Katarina Slama, Alex Ray, et al. 2022. Training language models to follow instructions with human feedback. *Advances in Neural Information Processing Systems*, 35:27730–27744.
- Nils Reimers and Iryna Gurevych. 2019. [Sentence-bert: Sentence embeddings using siamese bert-networks](#). In *Proceedings of the 2019 Conference on Empirical Methods in Natural Language Processing*. Association for Computational Linguistics.
- Ozan Sener and Silvio Savarese. 2017. Active learning for convolutional neural networks: A core-set approach. *arXiv preprint arXiv:1708.00489*.
- Burr Settles. 2009. Active learning literature survey.
- Seongjin Shin, Sang-Woo Lee, Hwijeen Ahn, Sungdong Kim, HyoungSeok Kim, Boseop Kim, Kyunghyun Cho, Gichang Lee, Woomyoung Park, Jung-Woo Ha, et al. 2022. On the effect of pretraining corpora on in-context learning by a large-scale language model. *arXiv preprint arXiv:2204.13509*.
- Hugo Touvron, Thibaut Lavril, Gautier Izacard, Xavier Martinet, Marie-Anne Lachaux, Timothée Lacroix, Baptiste Rozière, Naman Goyal, Eric Hambro, Faisal Azhar, et al. 2023a. Llama: Open and efficient foundation language models. *arXiv preprint arXiv:2302.13971*.
- Hugo Touvron, Louis Martin, Kevin Stone, Peter Albert, Amjad Almahairi, Yasmine Babaei, Nikolay Bashlykov, Soumya Batra, Prajjwal Bhargava, Shruti Bhosale, et al. 2023b. Llama 2: Open foundation and fine-tuned chat models. *arXiv preprint arXiv:2307.09288*.
- Boshi Wang, Xiang Deng, and Huan Sun. 2022. Iteratively prompt pre-trained language models for chain of thought. *arXiv preprint arXiv:2203.08383*.
- Jason Wei, Maarten Bosma, Vincent Zhao, Kelvin Guu, Adams Wei Yu, Brian Lester, Nan Du, Andrew M. Dai, and Quoc V. Le. 2021a. Finetuned Language Models are Zero-Shot Learners. In *International Conference on Learning Representations*.
- Jason Wei, Maarten Bosma, Vincent Y Zhao, Kelvin Guu, Adams Wei Yu, Brian Lester, Nan Du, Andrew M Dai, and Quoc V Le. 2021b. Finetuned language models are zero-shot learners. *arXiv preprint arXiv:2109.01652*.
- Jason Wei, Xuezhi Wang, Dale Schuurmans, Maarten Bosma, Brian Ichter, Fei Xia, Ed Chi, Quoc Le, and Denny Zhou. 2023. [Chain-of-Thought Prompting Elicits Reasoning in Large Language Models](#).
- Adina Williams, Nikita Nangia, and Samuel R Bowman. 2017. A broad-coverage challenge corpus for sentence understanding through inference. *arXiv preprint arXiv:1704.05426*.
- Xuhai Xu, Bingsheng Yao, Yuezhe Dong, Saadia Gabriel, Hong Yu, James Hendler, Marzyeh Ghassemi, Anind K. Dey, and Dakuo Wang. 2023. [Mental-llm: Leveraging large language models for mental health prediction via online text data](#).
- Bingsheng Yao, Ishan Jindal, Lucian Popa, Yannis Katsis, Sayan Ghosh, Lihong He, Yuxuan Lu, Shashank Srivastava, James Hendler, and Dakuo Wang. 2023a. Beyond labels: Empowering human with natural language explanations through a novel active-learning architecture. *arXiv preprint arXiv:2305.12710*.
- Bingsheng Yao, Ishan Jindal, Lucian Popa, Yannis Katsis, Sayan Ghosh, Lihong He, Yuxuan Lu, Shashank Srivastava, Yunyao Li, James Hendler, and Dakuo Wang. 2023b. [Beyond labels: Empowering human annotators with natural language explanations through a novel active-learning architecture](#).
- Kang Min Yoo, Junyeob Kim, Hyuhng Joon Kim, Hyunsoo Cho, Hwiyeol Jo, Sang-Woo Lee, Sang-goo Lee, and Taeuk Kim. 2022. Ground-truth labels matter: A deeper look into input-label demonstrations. *arXiv preprint arXiv:2205.12685*.
- Yue Yu, Rongzhi Zhang, Ran Xu, Jieyu Zhang, Jiaming Shen, and Chao Zhang. 2023. [Cold-start data selection for better few-shot language model fine-tuning: A prompt-based uncertainty propagation approach](#). In *Proceedings of the 61st Annual Meeting of the Association for Computational Linguistics (Volume 1: Long Papers)*, pages 2499–2521, Toronto, Canada. Association for Computational Linguistics.
- Yiming Zhang, Shi Feng, and Chenhao Tan. 2022. [Active Example Selection for In-Context Learning](#). In *Proceedings of the 2022 Conference on Empirical Methods in Natural Language Processing*, pages 9134–9148, Abu Dhabi, United Arab Emirates. Association for Computational Linguistics.

A Experiment Setup

All three datasets included in our work (e-SNLI, Multi-NLI, and ANLI) are of the same natural language inference task. Thus, we leverage the same instruction narrative across all the experiments: **Determine whether a hypothesis is *entailment*, *neutral*, *contradiction* giving a premise.**

All the experiments are computed on one of two resources: 1) an NVIDIA A100 40G graphic card or 2) an NVIDIA 3090 24G graphic card. For LLaMA-2 and Mistral-7B, we load both models in fp16 precision to fit them in both graphic cards and limit to generate a maximum of 10 tokens.

B Ablation Study with Diversity-based ICS Strategy

The ablation study is done with three settings on all three datasets on Mistral-7B. To constraint the computational cost for diversity sampling and simulate the real-world scenario of the sparsity of oracle label data, for each run, we sample the training data to 3000 entries and the testing data to 1000 entries.

We evaluate the effectiveness of a diversity-based ICS strategy by performance gain, and the average difference in accuracy between ICS runs and the baseline ICL runs. This approach is applied to eliminate the performance difference caused by different data used for each run. We report the results in Table 1.

C Complete Evaluation Results

Here, we report the complete results of our evaluation (Section 4) in Table 3 and Table 4 for FlanT5-XL (Chung et al., 2022b) and Mistral-7B (Jiang et al., 2023), correspondingly. We acquire an average prediction accuracy score over 10 trials of each setting. n denotes the amount of demonstration candidate data we sampled, and k denotes the number of ICL combinations for each test data. For scores with *, we sample 1000 data as the testing split in each trial for the evaluation due to computing resource limitations.

D Results Diagrams

Additionally, we plot the LLM’s prediction accuracy and the standard deviation across 10 experiment trials for different settings in Figure 3, 4, 5 on e-SNLI, Multi-NLI, and ANLI. We can observe ICS strategy can consistently improve LLMs’ performance compared with the traditional ICL baseline; in addition, FlanT5 is much less sensitive than

Mistral toward the improvement provided by the ICS strategy. From the diagrams, $k = 10$ and $n = 100$ are the best-performing parameters that maximize the performance improvement and minimize the standard deviations.

E Analysis on LLaMA-2

LLaMA-2	Inst. 1	Inst. 2	Inst. 3	Ground-truth
entailment	75	202	191	334
neutral	808	668	712	333
contradiction	117	130	97	333

Table 2: Analysis of LLaMA-2 performance on ANLI.

We conducted an initial inference experiment with LLaMA-2 (Touvron et al., 2023b) on ANLI utilizing three different natural language instructions:

- Determine whether a hypothesis is *entailment*, *neutral*, *contradiction* giving a premise.
- Classifying a pair of premise and hypothesis sentences into three classes: *entailment*, *neutral*, *contradiction*
- Predict the relationship between the premise and hypothesis by *entailment*, *neutral*, *contradiction*

The results are reported in Table 2. We can easily observe that LLaMA-2 tends to overly predict “neutral” over the other two categories despite changing instruction narratives, whereas the ground-truth distribution is even across categories. Thus, we omit LLaMA-2 in our work. There could be different reasons contributing to this issue; for example, LLaMA-2 was overfitted to the NLI task or similar tasks that share the same set of targeting categories: “entailment”, “neutral”, and “contradiction”.

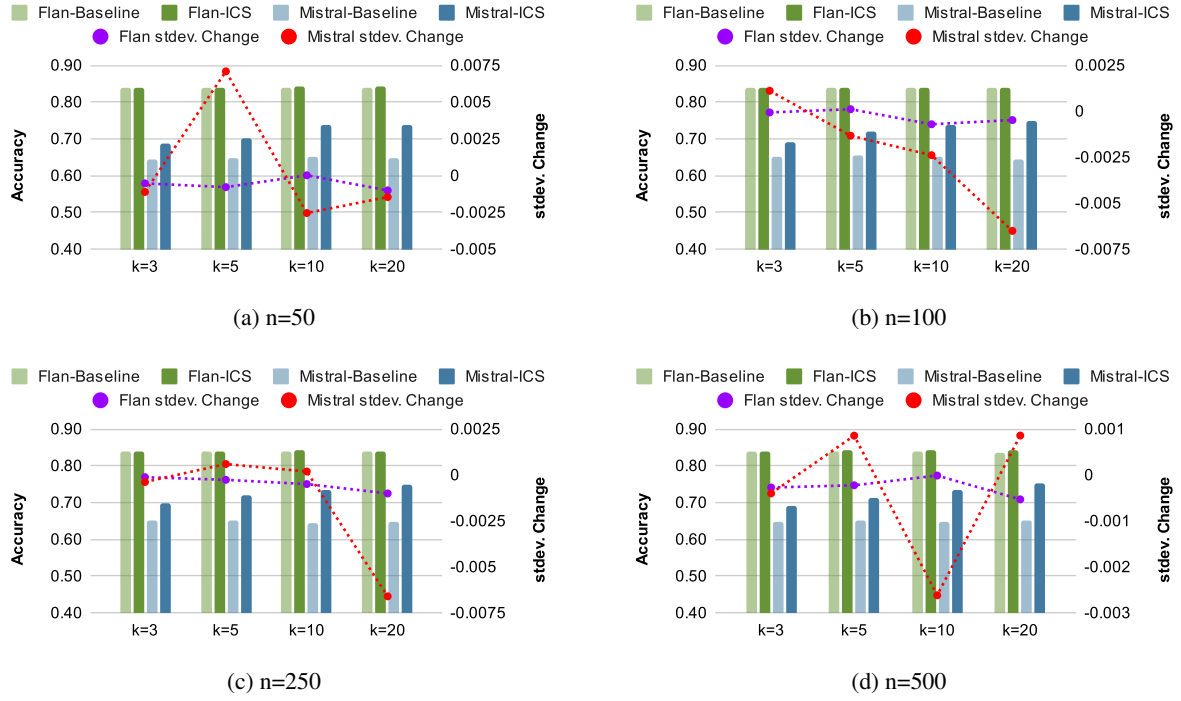


Figure 3: Evaluation results with FlanT5-XL and Mistral on e-SNLI (Camburu et al., 2018) dataset.

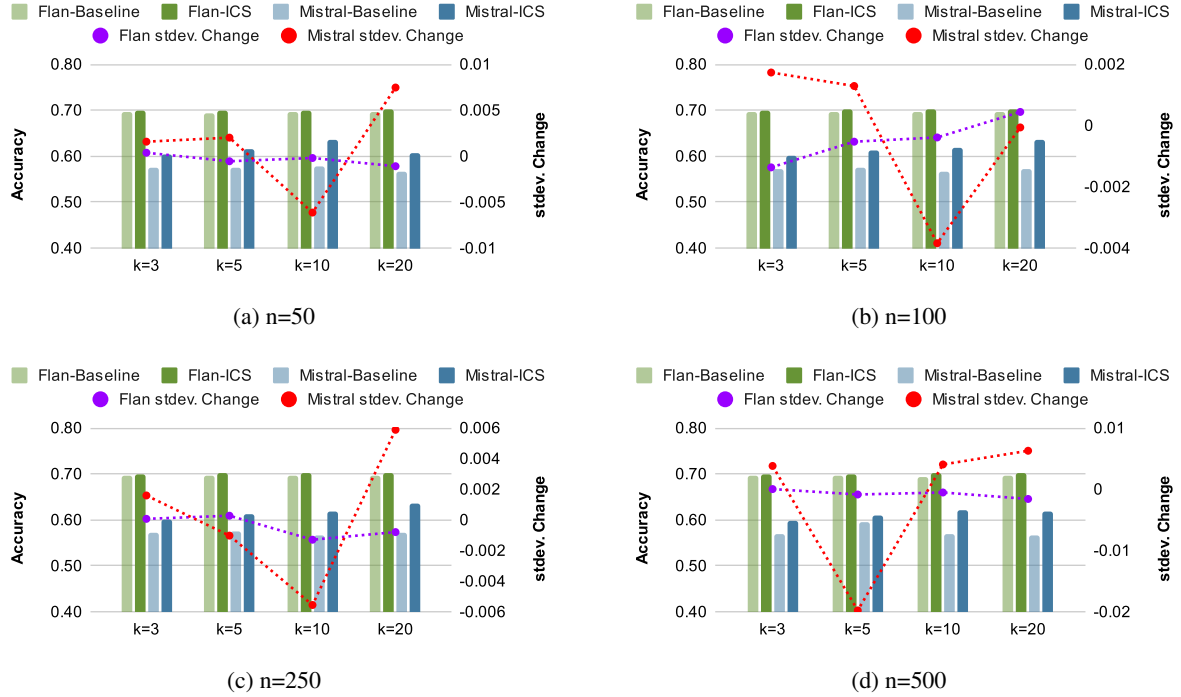
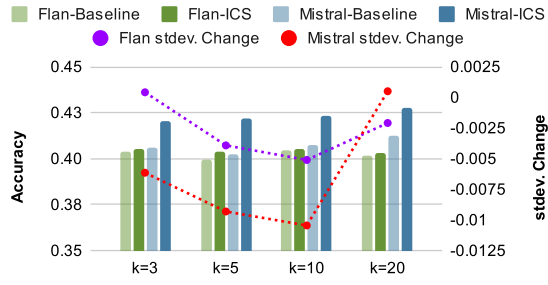
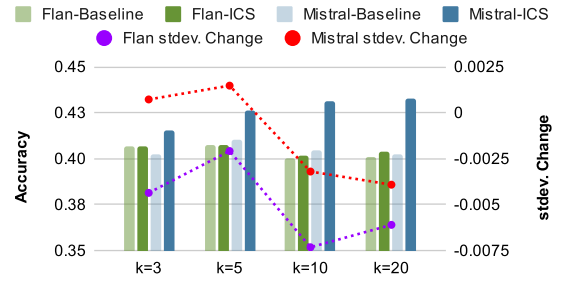


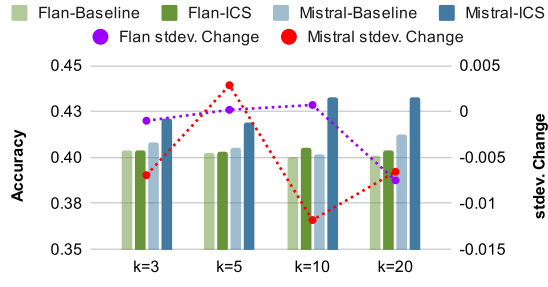
Figure 4: Evaluation results with FlanT5-XL and Mistral on Multi-nli (Williams et al., 2017) dataset.



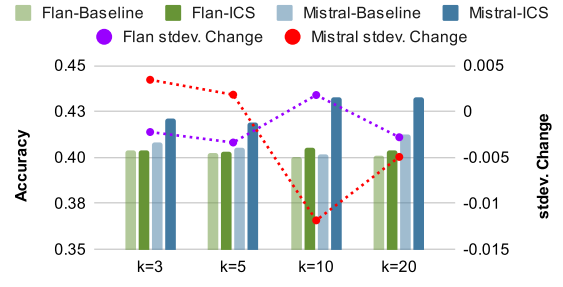
(a) n=50



(b) n=100



(c) n=250



(d) n=500

Figure 5: Evaluation results with FlanT5-XL and Mistral on ANLI (Nie et al., 2019) dataset.

FlanT5-XL		k=3	k=5	k=10	k=20
$n = 50$	<i>ICL</i>	83.827	83.827	83.777	83.794
	<i>ICS_{our}</i>	83.998	84.001	84.065	84.107
$n = 100$	<i>ICL</i>	83.790	83.777	83.771	83.719
	<i>ICS_{our}</i>	83.917	83.995	84.046	84.018
$n = 250$	<i>ICL</i>	83.804	83.761	83.802	83.791
	<i>ICS_{our}</i>	83.945	83.957	84.068	84.047
$n = 500$	<i>ICL</i>	83.758	83.793	83.818	83.640
	<i>ICS_{our}</i>	83.900	84.061	84.092	84.110
(a) e-SNLI					
FlanT5-XL		k=3	k=5	k=10	k=20
$n = 50$	<i>ICL</i>	69.585	69.435	69.472	69.649
	<i>ICS_{our}</i>	69.873	69.924	69.975	70.133
$n = 100$	<i>ICL</i>	69.580	69.668	69.535	69.518
	<i>ICS_{our}</i>	69.916	70.056	70.130	70.047
$n = 250$	<i>ICL</i>	69.719	69.547	69.549	69.691
	<i>ICS_{our}</i>	70.020	70.064	70.115	70.107
$n = 500$	<i>ICL</i>	69.598	69.515	69.419	69.589
	<i>ICS_{our}</i>	69.900	70.003	70.084	70.164
(b) Multi-NLI					
FlanT5-XL		k=3	k=5	k=10	k=20
$n = 50$	<i>ICL</i>	40.38	39.95	40.47	40.15
	<i>ICS_{our}</i>	40.52	40.40	40.56	40.31
$n = 100$	<i>ICL</i>	40.68	40.75	40.05	40.12
	<i>ICS_{our}</i>	40.68	40.76	40.18	40.39
$n = 250$	<i>ICL</i>	40.35	40.25	40.02	40.10
	<i>ICS_{our}</i>	40.36	40.28	40.50	40.38
$n = 500$	<i>ICL</i>	40.10	40.22	40.65	40.11
	<i>ICS_{our}</i>	40.41	40.49	40.66	40.58
(c) ANLI					

Table 3: Evaluation result for FlanT5-XL.

Mistral-7B		k=3	k=5	k=10	k=20
$n = 50$	<i>ICL</i>	65.015	64.611	65.015	64.711
	<i>ICS_{our}</i>	73.621	70.287	73.621	73.823
$n = 100$	<i>ICL</i>	65.150	65.599	65.111	64.30*
	<i>ICS_{our}</i>	69.175	71.956	73.708	74.94*
$n = 250$	<i>ICL</i>	65.093	65.021	64.250	64.733
	<i>ICS_{our}</i>	69.767	71.824	73.235	74.953
$n = 500$	<i>ICL</i>	64.769	64.973	64.661	64.979
	<i>ICS_{our}</i>	69.211	71.367	73.562	75.067
(a) e-SNLI					
Mistral-7B		k=3	k=5	k=10	k=20
$n = 50$	<i>ICL</i>	57.382	57.583	57.821	56.62*
	<i>ICS_{our}</i>	60.315	61.502	63.603	60.56*
$n = 100$	<i>ICL</i>	57.265	57.436	56.681	57.24*
	<i>ICS_{our}</i>	60.157	61.134	61.920	63.42*
$n = 250$	<i>ICL</i>	57.323	56.534	57.014	56.70*
	<i>ICS_{our}</i>	60.269	60.576	63.543	62.62*
$n = 500$	<i>ICL</i>	56.886	59.382	56.962	56.70*
	<i>ICS_{our}</i>	59.781	60.937	62.117	61.96*
(b) Multi-NLI					
Mistral-7B		k=3	k=5	k=10	k=20
$n = 50$	<i>ICL</i>	40.57	40.25	40.71	41.27
	<i>ICS_{our}</i>	42.03	42.18	42.31	42.77
$n = 100$	<i>ICL</i>	40.23	41.01	40.47	40.22
	<i>ICS_{our}</i>	41.56	42.59	43.13	43.25
$n = 250$	<i>ICL</i>	40.81	40.51	40.14	41.28
	<i>ICS_{our}</i>	42.09	41.90	43.26	43.27
$n = 500$	<i>ICL</i>	40.52	40.57	41.24	39.86
	<i>ICS_{our}</i>	40.95	42.20	42.85	42.65
(c) ANLI					

Table 4: Our evaluation result for Mistral-7B.