
New advancements, challenges and opportunities of nanophotonics for neuromorphic computing: A state-of-the-art review

Renjie Li ¹Yuanhao Gong ¹Hai Huang ¹Yuze Zhou ¹Sixuan Mao ²Connie Chang-Hasnain ²Zhaoyu Zhang ^{*, 1}

zhangzy@cuhk.edu.cn

¹ Shenzhen Key Laboratory of Semiconductor Lasers, School of Science and Engineering, The Chinese University of Hong Kong, Shenzhen, China.² School of Science and Engineering, The Chinese University of Hong Kong, Shenzhen, China.

* indicates corresponding authors

Abstract

The expansion of optoelectronic devices on photonic integration platforms has led to significant growth in the field of photonic computing. Photonic integrated circuits (PICs) have facilitated the creation of ultrafast artificial neural networks, forming the basis for a novel category of information processing devices. The algorithms executed on such hardware hold the promise to cater to the escalating requirements of machine learning and artificial intelligence (AI) across various domains like medical diagnosis, large language models, telecommunications, quantum computing, and metaverse. Concurrently, conventional electronics has underscored certain difficulties in that arena, particularly concerning the latency, crosstalk, and energy consumption of digital processors. Neuromorphic photonics presents a promising solution with sub-nanosecond latencies, low heat dissipation, and high parallelism, presenting an alternative pathway to expand the realm of AI and optical neural networks (ONN). In this review, we study recent advancements in integrated photonic neuromorphic systems, and from the perspective of materials and device engineering, we lay out the scientific and technological breakthroughs necessary to tackle these challenges. In particular, we examine various technologies and devices employed in neuromorphic photonic AI accelerators, spanning from traditional optics to PICs. We evaluate the energy efficiency in operations per joule (OP/J) and compute density in operations per squared millimeter per second (OP/mm²/s) by conducting a comparative analysis that focuses on crucial technical aspects. Putting special emphasis on nanophotonic components such as VCSEL lasers, optical interconnects, nanocavity resonators, and frequency microcombs, we highlight the most recent breakthroughs in photonic engineering and materials science used to create customized and novel neuromorphic systems for AI tasks. Lastly, we underscore the fact that existing technologies encounter obstacles in achieving photonic AI accelerators with computing speed and energy efficiencies reaching the petaOPS range, and we also explore potential future approaches in new devices, fabrication, materials, scalability, and integration to enhance such critical performances.

Contents

1	Introduction	3
2	Fundamentals of Nanophotonics	6
2.1	Basics of photonics and light-matter interactions at the nanoscale	6
2.2	Principles of nanophotonics in neuromorphic computing	8
3	Neuromorphic Computing: Current Challenges and Opportunities	8
3.1	Brief overview of traditional computing and its limitations	8
3.1.1	Brief Overview of traditional computing	9
3.1.2	Limitations of traditional computing	10
3.2	Introduction to neuromorphic computing and its advantages	11
3.3	Challenges and limitations faced by conventional neuromorphic computing	13
4	Nanophotonic Components for Neuromorphic Computing	16
4.1	Key devices of nanophotonics for neuromorphic computing	16
4.2	Optical interconnects for scalable neuromorphic systems	18
4.2.1	Advancements in Photonic Components	18
4.2.2	Evolution of network topology	19
4.2.3	System Integration and Challenges	19
4.3	State-of-the-art fabrication platforms for nanophotonic devices	20
4.3.1	Lithography	20
4.3.2	Etching	21
4.3.3	3D printing technology	21
4.3.4	Challenges and Future Directions	22
5	Applications of Nanophotonics in Neuromorphic Computing	22
6	Recent Advances in Nanophotonics for Neuromorphic Computing	26
6.1	Exploration of emerging topological insulators and their potential impact	26
6.2	Exploration of emerging PCSEs and their potential impact	28
7	Remaining challenges and Future Directions	29
7.1	Strategies for improving device performance, scalability, and reliability	29
7.2	Ideas for fabrication advancements, remaining challenges, and future directions of neuromorphic photonics	29
8	Conclusion	29

1 Introduction

In the dynamic landscape of Artificial Intelligence (AI) [1], two notable trends have shaped its development: the exponential growth in the number of AI model parameters and the staggering amount of data generated. These factors have propelled AI to new heights and unlocked unprecedented possibilities. The first trend revolves around the expansion of AI model parameters (Figure 1). In recent years, there has been a remarkable surge in the size and complexity of deep neural networks (Figure 2b). This is primarily due to the advent of deep learning, a subfield of AI that utilizes multi-layered neural networks to process and analyze data. Deep learning models have shown remarkable capabilities in tasks such as image classification, natural language processing, and speech recognition. The increase in the number of parameters within these deep learning models has played a significant role in their success. By augmenting the model's capacity to learn intricate patterns and representations, larger networks can often achieve superior performance. Large language models (LLM) [2], such as chatGPT for example, have achieved unprecedented scale and complexity. It's reported that GPT-3 and GPT-4 consists of approximately 175 billion and 1.8 trillion parameters, respectively. These parameters serve as the variables that the model learns and adapts from training data, enabling it to generate coherent and contextually relevant text responses from prompts. This remarkable expansion has been made possible by advancements in computational hardware, such as Graphics Processing Units (GPUs) and specialized hardware accelerators like Google's Tensor Processing Unit (TPU), which enable the efficient training and inference of such complex models. Simultaneously, the second trend highlights the explosion of data generation. In the digital era, it is estimated that around 2.5 quintillion bytes (2.5 exabytes, $\text{exa}=10^{18}$) of data are created daily, and over the next three years up to 2025, global data creation is projected to accumulate to more than 180 zettabytes ($\text{zetta}=10^{21}$). From social media interactions and online transactions to sensor measurements and scientific research, this data serves as a rich resource for training and fine-tuning AI models. The availability of vast and diverse datasets has in turn revolutionized the field of AI. Data-driven approaches, often referred to as "big data", have enabled AI models to learn from enormous amounts of information, leading to improved accuracy and robustness. Additionally, advancements in data storage, processing, and cloud technologies have made it easier to handle and analyze massive datasets efficiently. The increased capacity of large models to capture and represent complex relationships, coupled with the abundance of training data, has facilitated breakthroughs in diverse domains, including healthcare, finance, transportation, robotics, metaverse, and natural language understanding.

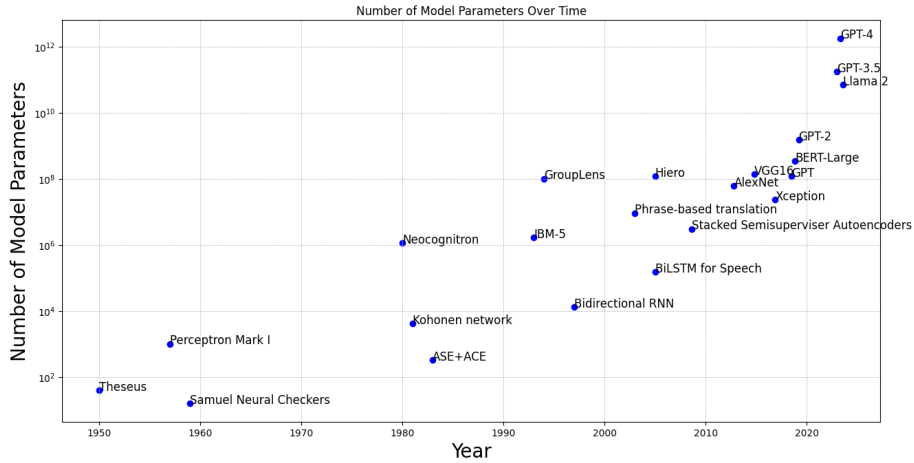


Figure 1: Trend of increase in representative AI model's parameters over time. Parameters (i.e. weights) are variables in an AI system whose values are adjusted during training to establish how input data is correlated with the output labels. The most recent chatGPT has a record-breaking 1.8 trillion parameters and is still growing. No. of parameters are estimated based on published statistics in respective papers and naturally come with some uncertainty.

However, this growth is not without challenges. The large number of model parameters and the amount of data required for training pose significant computational and resource-intensive requirements. Developing new hardware and techniques to scale AI models efficiently, along with addressing concerns related to latency, parallelism, and energy consumption, are areas that researchers and engineers are actively exploring.

Neuromorphic computing [3–7], an emerging field of research, focuses on developing computational systems inspired by the structural and functional characteristics of the human brain. This discipline strives to overcome the limitations of conventional computing by mimicking the parallelism, fault tolerance, and energy efficiency observed in biological neural networks (Figure 2a). At its core, neuromorphic computing aims to create hardware and software architectures that replicate the behavior of neurons and synapses. These architectures enable the processing of information using spiking neural networks and specialized neuromorphic chips, which offer real-time handling of complex data and the potential for accelerated machine learning algorithms. The primary advantage of neuromorphic computing lies in its ability to process information in a massively parallel manner, leading to enhanced computational and energy efficiency. By leveraging the inherent capabilities of neurons and synapses, neuromorphic systems demonstrate potential applications in areas such as pattern recognition, image classification, autonomous driving, and LLM. In hardware design, researchers are exploring novel components like micro-ring resonators and VCSEL lasers to emulate synaptic connections or to perform matrix operations. These photonic components enable the creation of highly efficient AI hardware that can adapt and learn from input data, similar to the plasticity observed in biological neurons. Neuromorphic techniques enable the development of self-learning systems capable of processing sensory input and making intelligent decisions in dynamic environments to facilitate the growth of AI.

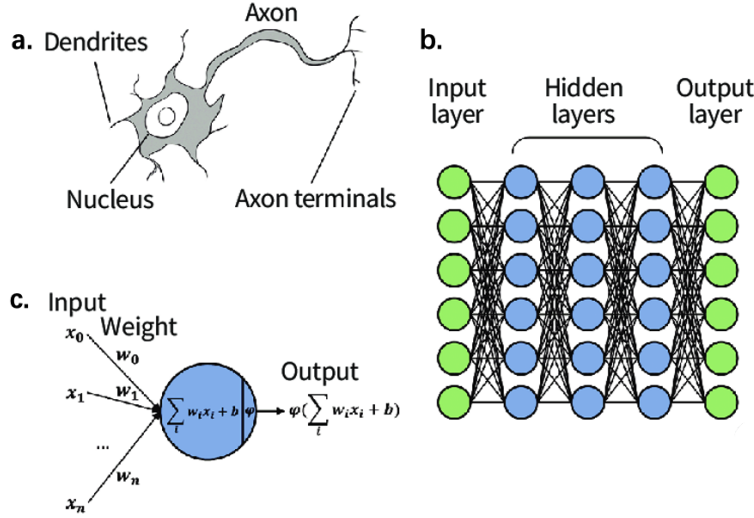


Figure 2: a. Biological neuron in animals; b. Multi-layer perception neural networks (MLP) or fully-connected (FC) layers; c. Forward propagation of artificial neurons in MLP, including the input, weights, summation, activation function, and the output. Data obtained from online image libraries.

In the field of optical computing, nanophotonic devices which utilize optical near-fields and effective interactions are very important. Key components within neural networks (Figure 2b-c), such as activation functions [8–11] and backpropagation [12], currently represent the focal point of research in the realization of optical neural networks. Y. Zuo et. al. demonstrated an all-optical neural network (AONN) which can work with nonlinear activation [11]. They used spatial light modulators and Fourier lenses to realize programmed linear operations and laser-cooled atoms with electromagnetically induced transparency to realize nonlinear activation function. In this device, linear operations are done via Fourier transform and all diffracted beams in the same direction are summed onto a spot, which can be expressed as $z_i = b_i + \sum_j W_{ij} x_j$ (Figure 2c). In this formula, W is weights, x is input, and b is bias. When nonlinear operations are also done, we can get the final output $y_i = \varphi(z_i)$, where φ is a nonlinear activation function (Figure 2c). It is obvious that this neural network which uses

Fourier lenses is easy to construct, low in power consumption, and boasts rapid computational speed. However, as a neural network system, the Fourier optical lens system might be excessively bulky.

Another all-optical neural network, termed "D2NN", is considered as a potential contender for miniaturized all-optical diffractive deep neural networks [13]. In this system, each point on a specified layer is a neuron, and has a designed transmission or reflection coefficients. When it works, the input of each layer is defined by previous layer based on free-space diffraction. In this work, the device is on the macro-scale as it spans a few centimeters in length and width, and a few millimeters in thickness. However, this is because it operates in the terahertz range, and if altered to function in the near-infrared range suitable for optical communications, its size could potentially be reduced by a few hundred times. The fabrication of such tiny devices currently presents a significant challenge, yet D2NN remains a viable contender for integrated AONN systems.

With its rapid development, relative maturity, and high degree of integration, silicon photonics emerges as a compelling candidate for the integration of AONN. In silicon photonic integrated circuit, the Mach-Zehnder Interferometer (MZI) can regulate the intensity of optical signals through light interference. By amalgamating multiple MZIs, we can form an integrated optical neural network (ONN) on-chip. In 2017, Y. Shen et. al. proposed an AONN based on cascaded array of 56 programmable MZI in a silicon photonic integrated circuit [14]. By programming the internal and external phase shifters of each MZI, this system enables arbitrary $SU(4)$ rotations and finally expresses unitary matrices. The splitting ratio and the differential output phase are controlled when the operations between unitary matrices are done. In 2019, I. Williamson et. al. added nonlinear activation function operating on MZI phase shift and realized nonlinear activation function on on-chip AONN [8]. They improved test accuracy on the MNIST task from 85% to 94%.

With earlier development of nonlinear activation functions, AONNs, and D2NNs that serve as the building blocks of photonic neuromorphic computing, researchers later began to explore nanophotonic devices such as frequency microcombs [15], micro-ring resonators [16], lasers [17], metasurfaces [18], optical attenuators [19], and photodiodes [19] etc. to realize more advanced neuromorphic functionalities. We can roughly categorize existing efforts into three branches: 1. simulate the principles of forward propagation in an artificial neuron; 2. achieve image classification or pattern recognition; 3. realize convolutional operations by performing matrix-vector multiplications (MVM). A full timeline of the evolution of photonic neuromorphic systems is shown in Figure 3.

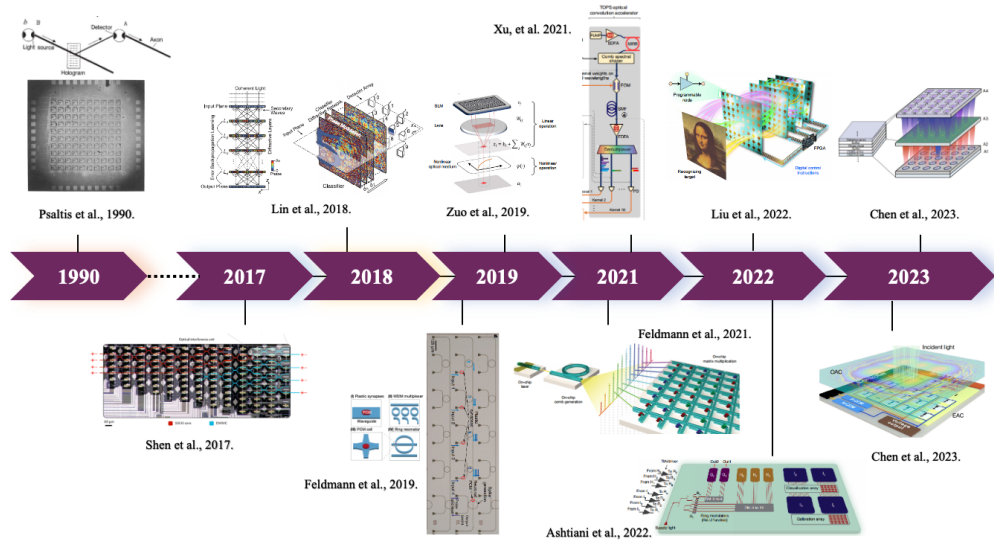


Figure 3: Timeline of the evolution of photonic neuromorphic systems, especially for AI applications. Existing works can be categorized into three branches: 1. simulate the principles of forward propagation in an artificial neuron; 2. achieve image classification or pattern recognition; 3. realize convolutional operations by performing MVM. Sources are from milestone works spanning from the 90s to 2023: [11, 13–16, 19–21] [17, 18, 22]. For detailed specs of each work, refer to Table 1.

About a dozen reviews have been written on the topic of photonic neuromorphic computing systems. Some place heavier emphasis on a specific aspect of the system such as spike generation, synapses or nonlinearity, and some focus on specific structures such as MZI, frequency combs, or diffractive layers, and some others tend to discuss the relationship between photonic neural networks and machine learning via the bridge of multiply-accumulate operations (MAC) and wavelength division multiplexing (WDM). This review, however, aims to concisely and comprehensively unify each of the aforementioned aspects of photonic neuromorphic design and dissect them from the perspective of photonic engineering and materials science; as a result, details/fundamentals of the theories of neural networks or computing systems will not be fully addressed here. According to Figure 4, the review is organized as follows: Sec. 1 Introduction. Sec. 2 Fundamental of nanophotonics, introduces theories and principles of nanophotonics. Sec. 3 talks about the advantage of neuromorphic computing over conventional digital electronics-based or von Neumann computing. Sec. 4 covers existing nanophotonic components and fab platforms for neuromorphic computing. Sec. 5 details the applications of nanophotonics in neuromorphic computing, providing a summary of the evolution of photonic neuromorphic paradigms over time (also graphed in Figure 3). Sec. 6 addresses recent advances in nanophotonics for neuromorphic computing, including topological insulators and PCSEL lasers. Sec. 7 discusses the challenges and future directions in photonic neuromorphic computing. Finally, Sec. 8 summarizes the review by providing a conclusion and closing marks.

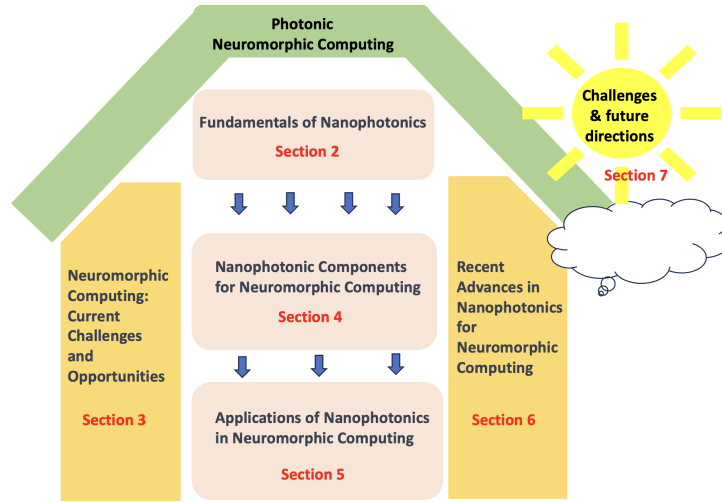


Figure 4: Overall hierarchical organization of this paper and logical links between all seven sections.

2 Fundamentals of Nanophotonics

2.1 Basics of photonics and light-matter interactions at the nanoscale

Nanophotonics is a multidisciplinary field that studies light propagation and light-matter interaction at nanoscale, which has applications in various fields such as optical sensing [23], optical interconnection, and optical communication [24]. Nanophotonics also plays an important role in developing optical computing systems, providing an alternative to electronic computers for high-speed and low-power data processing and transmission [25, 26]. This section introduces the basics of photonics in light-matter interactions.

Maxwell’s equations constitute the cornerstone of classical electrodynamics, delineating the fundamental principles underlying the dynamical behavior of electric and magnetic fields. These equations encapsulate the generation of electromagnetic fields by charges and currents (Gauss’s law for electricity and Ampère’s law with Maxwell’s addition), the non-existence of magnetic monopoles (Gauss’s law for magnetism), and the induction of electric fields by time-varying magnetic fields (Faraday’s law of induction). In the context of light-matter interactions, Maxwell’s equations are indispensable. They predict the self-propagating nature of electromagnetic waves in a vacuum, a phenomenon in which light is a principal exemplar. Upon interaction with matter, these equations govern the complex processes of reflection, refraction, absorption, and transmission. The boundary conditions

dictated by Maxwell's equations at interfaces between different media determine the electromagnetic field distributions and, consequently, the optical responses of materials. Furthermore, Maxwell's equations are integral to the quantification of the dielectric and magnetic properties of materials, characterized by permittivity and permeability, respectively. These properties influence the phase velocity of electromagnetic waves in media, leading to phenomena such as dispersion and polarization. The equations also describe the conservation of energy and momentum in electromagnetic fields, providing a framework for understanding the interaction forces and torques exerted by light on material particles, which is the basis for optical trapping and manipulation technologies.

Equations (i)–(iv) are Maxwell's equations that dictate the behavior electromagnetic waves:

$$\nabla \cdot \mathbf{D} = 4\pi\rho_f \quad (i) \quad \nabla \times \mathbf{E} = -\frac{\partial \mathbf{B}}{\partial t} \quad (iii)$$

$$\nabla \cdot \mathbf{B} = 0 \quad (ii) \quad \nabla \times \mathbf{H} = \mathbf{J}_f + \frac{\partial \mathbf{D}}{\partial t} \quad (iv)$$

Maxwell's equations form the foundation of nanophotonics and light-matter interactions.

To build efficient optical neural networks (ONN), nanoscale components are required to manipulate and process light signals. Diffraction and interference of light at the nanoscale indeed play a crucial role in these components. These phenomena enable precise control over light signals, allowing for information encoding, processing, and transmission within the network. In principle, diffraction and interference both arise due to the superposition principle, which states that when two or more waves overlap, the resulting wave is the sum of their individual amplitudes. For example, the photonic oscillations E_1 and E_2 produced at a certain point by coherent light waves can be expressed as,

$$E_1 = a_1 \exp[i(\alpha_1 - \omega t)]$$

$$E_2 = a_2 \exp[i(\alpha_2 - \omega t)]$$

So, it can be readily deduced that the resultant superimposed oscillation is

$$E_s = a \exp[i(\alpha - \omega t)]$$

Where

$$a^2 = a_1^2 + a_2^2 + 2a_1a_2 \cos(\alpha_2 - \alpha_1)$$

$$\tan\alpha = \frac{a_1 \sin\alpha_1 + a_2 \sin\alpha_2}{a_1 \cos\alpha_1 + a_2 \cos\alpha_2}$$

It is obvious that by varying α_1 and α_2 , both the amplitude a and phase α of the combined light wave are changed. By architecting specialized dielectric material structures on a nanoscale, intricate photonic interactions can be actualized.

For example, B. Wu et. al. actualized a variety of nonlinear activation functions through the employment of the thermo-optic effect and micro-ring resonators [27]. They use germanium whose absorption coefficient α and refractive index n are characterized by temperature T as follows:

$$\Delta\alpha = k_1 \exp(\Delta T)$$

$$\Delta n = k_2 \Delta T$$

Where k_1 and k_2 are constant and ΔT is change of temperature. These two values have influence on quality factor of micro-ring resonators, and thus change the output power of it. Another example is MZI, which is a device that utilizes the principle of light interference to measure small changes in phase or refractive index [28]. It consists of a beam splitter that splits an incoming light beam into two paths, which then recombine at a second beam splitter. However, we can also utilize the electro-optic effect and nonlinear effects to alter the refractive index and phase, modify the interference conditions in MZI, and finally realize the change of light wave amplitude.

2.2 Principles of nanophotonics in neuromorphic computing

Similar to electronic computing, in optical computing, logic gate serves as the very bedrock upon which systems are constructed. In recent years, notable advancements have been achieved in the field of optical logic gates, which have paved the way for neuromorphic computing [29]. The realization of optical logic gates have many different strategies, such as diffractive neural networks [13], semiconductor optical amplifiers [29–31] and photonic crystal waveguide [32].

Diffractive neural networks largely rely on the physical phenomenon of diffraction for computation. Typically, these networks undergo a pre-training process wherein they learn the intricate relationship between the input light field and the resulting patterns. This learning procedure is accomplished by adjusting the phase delay or transmission rate at each specific point in the network. Diffractive neural networks are generally composed of multiple metasurfaces [13, 33, 34], each layer equating to a layer of neurons. With suitable training, manufacturing the corresponding diffractive network layers, and assembling them rightly, it can execute the required operations on any given input light field in real-time while performing neural network calculations at the speed of light. Diffractive neural networks operating in the mid-infrared are anticipated to function within a scale of a few millimeters. This endows it with immense prospects for large-scale integrated applications.

Semiconductor optical amplifiers (SOAs) are used to form optical logic gates due to their ability to modulate the intensity of light, change the phase of light, or both [30]. They can perform several different logical operations based on the principle of gain saturation, where the output light intensity is dependent on the input light intensity. This characteristic makes SOA highly valuable for building optical logic gates, enabling it to implement various applications such as all optical lattices, pseudo-random bit sequence generation, and all optical encryption.

Photonic crystal waveguides are structures that can limit and guide light in periodic dielectric media. They can control the propagation of light in a highly precise manner, making them an excellent platform for implementing optical logic gates. Especially in recent years, the emerging topological photonic crystal waveguides [35–38] have significant advantages in the construction of all-optical logic gates due to their unidirectional propagation, controllable splitting, and other attractive characteristics.

These advancements in optical logic gates above have made optical neuromorphic computing a promising field for the development of high-speed, low-energy, and compact computing systems. In more recent years, researchers have begun to explore more sophisticated nanophotonic devices such as frequency microcombs [15], micro-ring resonators [16], phase change materials [15], nanolasers [17], metasurfaces [18], optical attenuators [19], EDFA [16], and photodiodes [19]] to achieve state-of-the-art neuromorphic computing systems. These will be discussed in detail in the remaining text.

3 Neuromorphic Computing: Current Challenges and Opportunities

3.1 Brief overview of traditional computing and its limitations

With the development of electronic device and improvement of the computing performance, many changes taken place in human society, and many scientific fields have made numerous breakthroughs. In order to meet the needs of scientific development, the size of electronic device is required to continue to scale to support the continuous growth of computing performance and maintain this increasing trend [39]. In particular, nowadays, because of the fast-paced advancements of AI, LLMs, Internet of Things (IoT), metaverse, and cloud computing, the amount of data has virtually exploded and the demand for high-performance memory and computing efficiency has become higher and higher [3, 40]. However, there are currently some difficulties that need to be addressed urgently. On one hand, as the Moore’s law comes to its end, the required performance gains can no longer be achieved through conventional scaling device [39, 41]. On the other hand, at present, most computers that are general-purpose devices are designed based on the traditional Von Neumann architecture. Limited by the bottlenecks of hardware fabrication technology and the inherent structural problems such as “memory wall”, conventional von Neumann architecture can not sustain processing large amounts of data in the AI era [4, 41]. So it is critical to propose alternative architectures that scale beyond von Neumann to break through the computing bottlenecks. Figure 5 plots figure of merit (FoM) of existing digital electronic hardware and emerging photonic neuromorphic systems as AI

accelerators. By comparison, photonic neuromorphic systems outperform electronic hardware in both energy efficiency and compute density.

3.1.1 Brief Overview of traditional computing

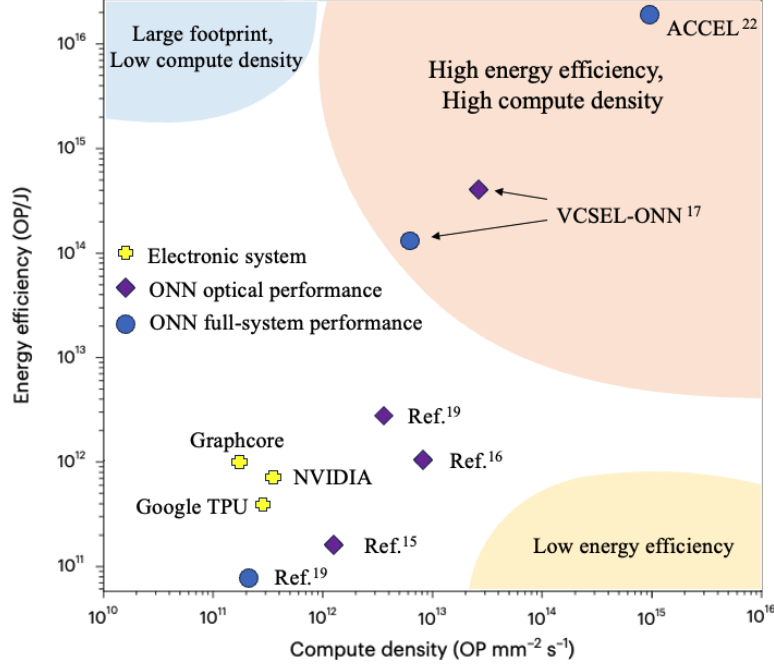


Figure 5: Comparison of state-of-the-art AI accelerators between conventional digital electronics and the emerging ONNs empowered by photonic neuromorphics. Comparison is embodied by the FoM such as energy efficiency (TOP/J) and compute density ($TOP/mm^2/s$). Corresponding FoM values of each reference can be found in Table 1. On both the x and y axis, larger values are better. Adapted from copyright [17]

Progress in computing field has significantly relied on the semiconductor devices miniaturization. In 1965, Intel cofounder Gordon Moore paid attention to stable growth rate of miniaturization and published a prediction known as “Moore’s Law”, which states that the number of transistors in each new-generation of computer chips would double every two year [42]. With the miniaturization of transistors, the density of transistors in chips increases continuously, and computing capability is also becoming stronger and stronger. Moore’s Law has driven progress in many aspects of computing, such as better CPU performance, improved energy efficiency, larger storage capacity and better cost savings [43]. Moreover, a computer architecture named the “Von Neumann Architecture” revolutionized computing as Moore’s Law took effect, and enabled hardware engineers to build a variety of computational systems [4].

Von Neumann Architecture, also known as the Princeton Architecture, is the fundamental organizational structure of a digital computer based on the principles proposed by mathematician John von Neumann. It treats instructions (the computer program) as a special type of data and stores instructions and data in different addresses in the same memory. The main characteristics of Von Neumann architecture are: adopting a binary system and computing executes in procedural order. The invention of the von Neumann architecture laid the foundation for modern computer architectural concepts [44].

Conventional digital computers are built on the Von Neumann architecture and based on the silicon microelectronics platform. Generally, a Von Neumann computer is mainly composed of a memory bank for storing data and instructions and a central processing unit for performing nonlinear operations and connecting transmissions between the two [6, 45, 46]. Among them, as the core of the architecture, the CPU is composed of a control unit and an arithmetic logic unit (ALU). Usually, the CPU executes

a series of instructions to process data stored in memory units through interacting with the memory system [47]. Main memory is the key to memory system and set up by adopting the Dynamic Random Access Memory (DRAM) technology. When performing computing, data in main memory needs to be processed. Because the CPU can only process the data in the cache, memory controller will send a series of instructions to the DRAM module through the off-chip bus, receive the response from the DRAM module after receiving the instructions, and then use the cache or registers to save the data [48].

3.1.2 Limitations of traditional computing

Continuous expansion in the amount of calculations and data leads to stricter requirements for high-performance, and computer architecture needs to shift from the intensive type of computing to the intensive type of memory [3]. Nowadays, because of many limitations, it is hard for traditional computing to adapt to the current development pace.

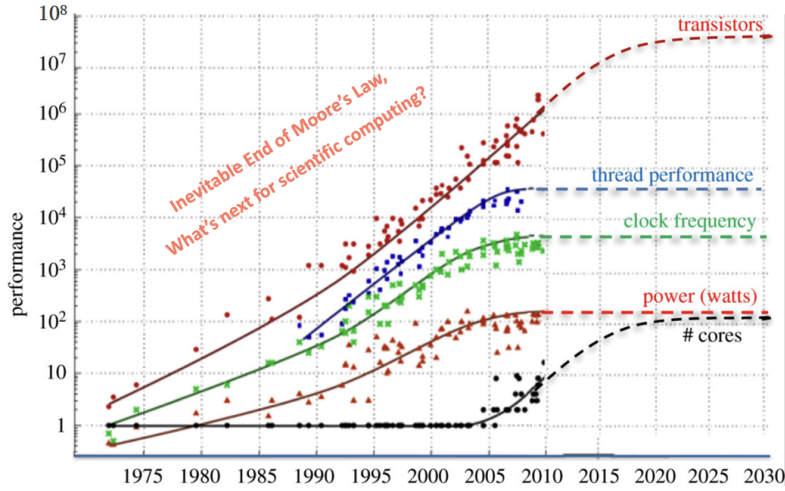


Figure 6: Moore’s Law timeline, including Moore’s Bend with Transistors/CPU Inflected with Multi-Core CPUs beginning in 2005. Improvement of computing performance has been greatly challenged by the end of Dennard scaling in 2004. All additional approaches to further performance improvements will end in approximately 2025 due to the end of the roadmap for improvements to semiconductor lithography. Adapted from copyright [49]

On one hand, as the scaling degree of device feature size approaching its immutable physical limit, the trend of rapid growth in aspects of speed and integration of microelectronic devices represented by complementary metal oxide semiconductors (CMOS) has slowed down [3, 50]. The 10-nm technology of Intel, originally scheduled to be launched in 2016, has been delayed until 2019. Apple and Samsung, despite claiming to have reached 5-nm or even 3-nm in their nanofab, can not keep up with Moore’s Law in updating their miniaturization technology [42]. Obviously, the effects of improving traditional computational performance by reducing device size have gradually weakened, and Moore’s Law that has influenced the growth of computational capability in electronic devices is inevitably coming to an end. In other words, the Post-Moore era is coming [40] (Figure 6).

On the other hand, the Von Neumann architecture on which traditional computing is built faces problems such as “memory wall” that limits system performance, making it difficult to meet modern requirements for efficiency, energy consumption, density and cost in high-performance computing. Under the Von Neumann architecture, instructions and data are placed in the same memory, and instructions follow serial execution rules, so both of them can not be accessed simultaneously to avoid confusion in memory access [45, 50, 51]. Meanwhile, the Von Neumann architecture features a separate memory and computing architecture, where memory unit and computing unit remain separate [45]. During computing, data is frequently transferred between the memory unit and the processor unit, resulting in non-negligible delays and consuming a significant amount of energy. Up to now, under serial execution rules, data movement induces longer signal delay and increased energy losses, because of the huge gap between the operation speed of the CPU and the speed of accessing

memory (the computing speed of the CPU has far exceeded the speed of accessing memory), the restriction caused by the bandwidth of the memory hierarchies, and the heat dissipation issue caused by unresolved leakage. These conditions ultimately result in insufficient utilization of hardware resources, increased energy consumption and decreased computational efficiency. For example, the AI facial recognition network developed by Google utilized a total of 16000 CPU cores on a three-day training session while consuming 100 kilowatts of power [3, 40, 48, 50–53]. To alleviate these burdens, computing capability can be enhanced by separately increasing the bandwidth of the memory and using graphics processing unit (GPU) or AI accelerator. However, this approach has a limited benefit in terms of improving computing speed and energy consumption, and is not a long-term plan [40]. In addition, application-specific integrated circuits (ASIC) also play a role in addressing relevant issues. Compared with GPU, ASIC can significantly reduce energy consumption, but most of consumption during operation is still wasted in the data movement rather than logic operation [54].

Overall, considering the ending of Moore's Law and the limitations of the von Neumann architecture on the further development of modern computing facilities, there is a vital need to break through the core architectural bottleneck and seek alternative architectures and paradigms to build non-von Neumann systems to prominently strengthen computing performance [52, 55].

3.2 Introduction to neuromorphic computing and its advantages

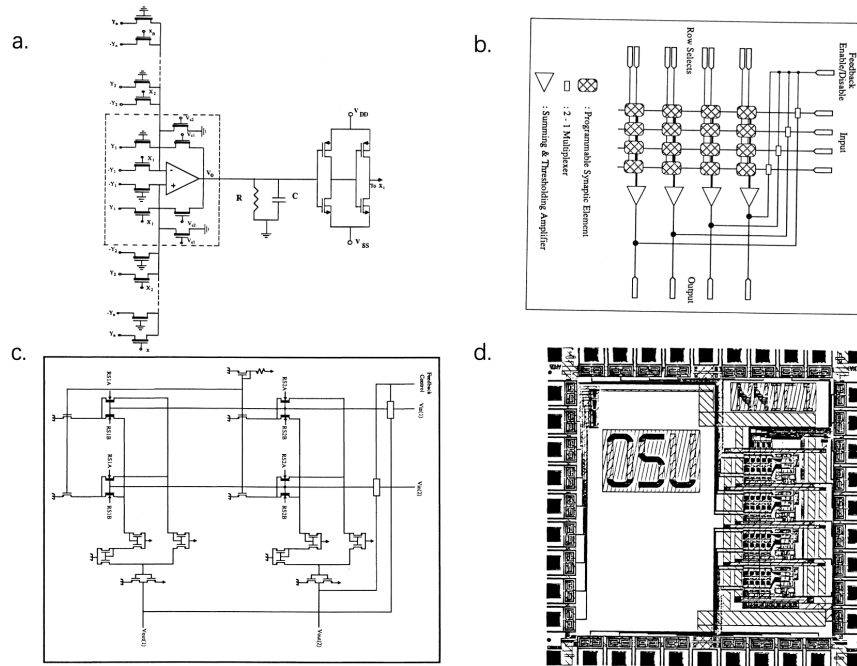


Figure 7: Analog VLSI implementation of neural systems developed on or before 1989, marking the very first attempts to construct neuromorphic chips from electronics. a. A MOS circuit for the VLSI Implementation of Hopfield-like neural networks; b. Floating gate neural network; c. Two neuron circuit with four weight synapses; d. Layout of 4 neuron chip. Copyright [56]

Current computer technology is facing two important bottlenecks: the memory wall effect of the "von Neumann" architecture causes low energy efficiency [57–59], and Moore's Law, which leads the development of semiconductors, is expected to expire in the next few years [60–63]. On one hand, the traditional processor architecture converts the processing of high-dimensional information into a one-dimensional processing of pure time dimension, which has low efficiency and high energy consumption [64]. This architecture cannot construct appropriate algorithms when processing unstructured information, especially when processing intelligent problems in real time. In addition, the information processing takes place in the physically separated CPU and memory. Programs and data are sequentially read from the memory into the CPU for processing, and then sent back to the

memory. This process causes a large amount of energy consumption [64]. A mismatch between the rate at which programs or data are transferred back and forth and the rate at which the CPU processes information results in a severe memory wall effect [57, 65, 66]. On the other hand, as the semiconductor industry enters the sub-10 nm threshold, devices are approaching the limits of their physical shrinkage, and quantum effects are increasingly interfering with the normal operation of electronic devices [67, 68]. Although people have different estimates of the specific end time of Moore's Law, there is no controversy in the industry about the end of Moore's Law that has lasted for the past 50 years.

In 1989, Caltech's Carver Mead proposed the concept of "neuromorphic engineering (or brain-like computing)" in his book titled "Analog VLSI implementation of neural systems", which uses sub-threshold analog circuits to simulate Spiking Neural Network (SNN) [56]. As shown in Figure 7, Mead showed how the powerful organizing principles of animals' nervous systems can be realized in silicon integrated circuits, where examples include silicon neural systems that replicate animal senses. Meanwhile, Moore's Law continued to develop, and the frequency and performance of processors based on the von Neumann architecture continued to improve, while brain-inspired computing remained stagnant for more than 10 years. Around 2004, the main frequency of single-core processors stopped growing, and while the industry turned to multi-core processors, the academic community began to seek alternative technologies such as non-von Neumann architectures. Since that point and in the following 10 years or so, neuromorphic computing has begun to attract widespread attention.

It is well known that the nervous system of mammals, especially humans, is one of the most efficient and robust structures in nature. The human brain has a large number of connections and exhibits strong parallelism. It has about 10^{11} neurons and 10^{15} synapses, but consumes only about 20W of energy [75]. Neurons achieve biological interconnection at a speed of a few milliseconds and have excellent fault tolerance mechanisms for component-level failures [76]. For computer scientists, there are tremendous similarities between neural systems and digital systems. Components such as cell body, dendrites, axons, nerve terminals, and synapses together constitute a neuron unit. Specifically, the core part of the neuron is a cell body containing a nucleus, with a radius of 2 to 60 microns; there are two types of cell processes of different lengths on the surface of the cell body, which are long axons (only one) and short dendrites (usually multiple); the excitatory transmission between neurons passes through axons and nerve terminals and finally reaches the synapse (the connection point between neurons) [77]. Neurons with various functions constitute a complete nervous system, which can effectively receive, integrate and transmit information/signal. This is considered to be the core link in the process of nervous system learning and adaptation. Although brain neural networks have different information processing and logical analysis capabilities at different levels, they are a coordinated and unified whole and are closely connected with each other [77]. The neuromorphic computer is a novel computer model that simulates the operation of the brain's neural network with ultra large-scale pulses and real-time communication [78]. Neuromorphic computers simulate the high performance, low power consumption, real-time and other characteristics of biological brain neural networks, and use large-scale CPU/GPU clusters to implement neural networks. In the CPU cluster, each thread will map and simulate the corresponding neuron, and thousands of threads (neurons) run in an orderly coordinated manner to form a complete large-scale neural network.

The implementation of neuromorphic computing at the hardware level can be achieved through oxide-based (CMOS) devices such as memristors, spin electronic memories, threshold switches, transistors, etc. Some examples are shown in Figure 8. Back in 2006, researchers at Georgia Tech proposed a field-programmable neural array [73]. The chip is the first in a series of increasingly complex floating-gate transistor arrays that allow the charge on the MOSFET gate to be programmed to simulate the channel ion properties of neurons in the brain, and is the first silicon programmable Neuron array. At the same time, many transistor-based brain-inspired chips and brain-inspired computer systems have also developed to a certain extent. For example, Stanford University developed the brain-inspired chip "Neurogrid" based on analog circuits, the University of Manchester began to develop SpiNNaker, a multi-core supercomputer that supports spiking neural networks based on ARM, the European Union's FACETS (fast analog computing with emergent transient states) project, and the U.S. Defense Research Agency DARPA's SyNAPSE (systems of neuromorphic adaptive plastic scalable electronics) project [71, 73, 79–81]. In 2008, HP realized a memristor prototype that could simulate the function of synapses, and demonstrated the first hybrid circuit of memristor and silicon materials [82]. The global craze for artificial synapses began to take off in June 2012, when

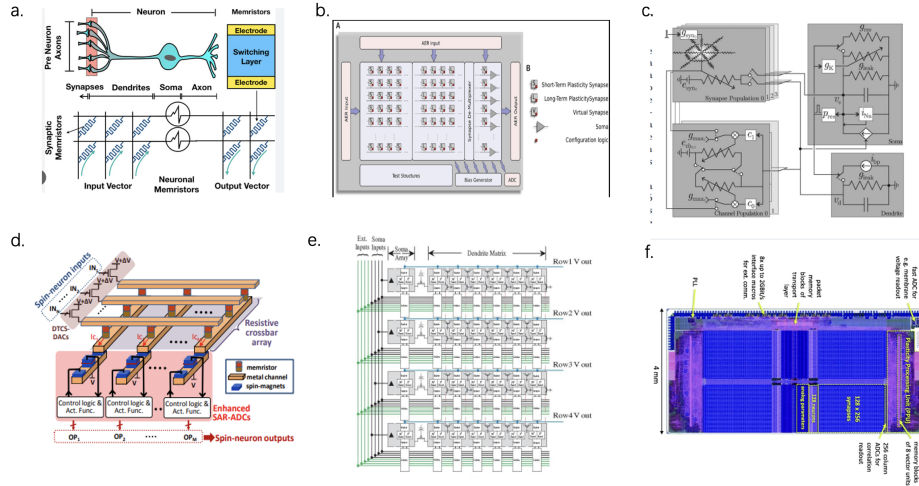


Figure 8: Conventional neuromorphic computing systems, utilizing electronics rather than photonics. a. Neuromorphic Computing with Memristor Crossbar [69]; b. A reconfigurable on-line learning spiking neuromorphic processor comprising 256 neurons and 128K synapses [70]. Block diagram of the architecture, showing two distinct synapse arrays (short-term plasticity and long-term plasticity synapses), an additional row of synapses (virtual synapses) and a row of neurons (somas); c. Neurogrid: A mixed-analog-digital multi-chip system for large-scale neural simulations [71]; d. SPINDLE: SPINtronic deep learning engine for large-scale neuromorphic computing [72]. Shows an array of M spin-neurons that take N inputs each. The spin-neuron array consists of (i) Deep Triode Current Source Digital to Analog Converters that convert the N digital inputs into analog currents, (ii) a resistive crossbar array (N x M) that is used to perform weighted summation of the neuron inputs, and (iii) enhanced Successive Approximation Register ADCs that evaluate the activation function and produce the M digital outputs; e. A field programmable neural array (FPNA) [73]. Each node of the matrix is identical, with the exception of the triangle wave generator on the output of the soma. Each node has some circuitry for readout, 1 Na⁺ channel, 1 K⁺ channel, 1 inhibitory synapse, and 1 excitatory synapse. Each node of the dendrite matrix is connected to its nearest neighbor in 2 dimensions; f. Layout of the current BrainScaleS-2 full-size ASIC [74]. It contains 512 neuron circuits and 131072 synapse circuits which are arranged in 4 quadrants. Data lines of the synapse arrays and the column ADCs are directly connected to the PPU at the top and bottom edges. Each PPU contains 8 vector units with dedicated memory blocks in addition to the general-purpose processor part. Copyright to be obtained.

spintronics researchers at Purdue University published a paper on designing neuromorphic chips using lateral spin valves and memristors [72]. They believe the architecture works similarly to neurons and could therefore be used to test methods of reproducing brain processing. In addition, these chips are significantly more energy-efficient than conventional chips. In the same year Dr. Thomas and his colleagues at the University of Bielefeld created a memristor with learning capabilities. And in the following years [83], Thomas used this memristor as a key component of an artificial brain. Because of this similarity between memristors and synapses, it is an excellent material for building artificial brains—and thus a new generation of computers. Memristor allows us to build extremely energy-efficient, durable, and self-learning processors. It is precisely because of this ability that memristors have also received increasing attention in the fields of neural networks and artificial intelligence. Several research groups are now exploring the use of memristors to build more efficient neural network architectures.

3.3 Challenges and limitations faced by conventional neuromorphic computing

The limitations of traditional brain-inspired computing mainly encompass three aspects: hardware limitations, software and algorithm limitations, and practicality and application limitations. They

will be discussed in detail below in the text as well as in Figure 9, which compares biological brains, electronic, and photonic neuromorphic computing systems.

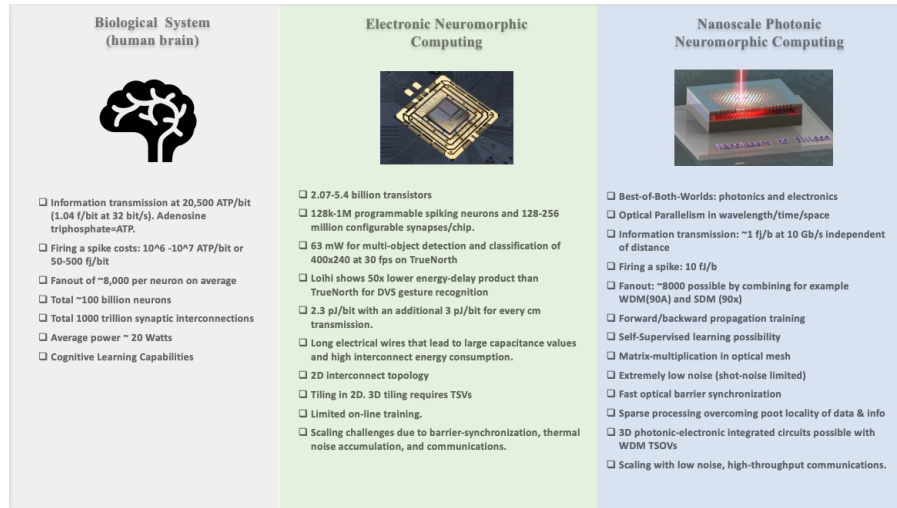


Figure 9: Comparisons of a biological cognitive system (human's cortex and brain, Figure 2a), CMOS-based electronic neuromorphic computing (E.g. IBM TrueNorth and Intel Loihi), and nanoscale photonic neuromorphic computing (Figure 3). Data in this figure are extracted from: [84–88]. Adapted from copyright [89].

Although neuromorphic computing advertises low power consumption, existing hardware typically consumes more energy than biological nervous systems. Decades of research and billions of dollars have been invested in various forms of pattern recognition, and while substantial improvements have been made, synthetic electronic systems still fall short of the capabilities of human perception on specific problems [90, 91]. Materials play a key role in the energy consumption of neuromorphic computing. Due to the conductivity and resistivity characteristics of conventional conductors, a large amount of energy loss will inevitably occur during the transmission of electrical currents. Moreover, the size factor is also limiting the energy consumption limit of traditional conductive materials. As neuromorphic computing devices continue to shrink in size, quantum and thermal effects may become more pronounced, affecting energy efficiency [5, 92]. As seen in Figure 9, conventional electronic systems typically consume three orders of magnitude more energy than biological systems and photonic systems.

In computing systems and networks, "Communication Overhead" is a term used to describe the additional resources and time required for information transmission [93]. It is an important factor affecting the computing performance and energy efficiency. In the field of neuromorphic computing, this concept has several important aspects. First, data transmission is a core issue because simulating neurons in neural networks requires information transfer through synapses, which usually consumes additional energy and time in hardware implementation [94]. Second, the activity of neurons usually needs to be represented through specific encoding and decoding methods, which also increases computational and energy overhead. In addition, some neuromorphic computing models require precise timing synchronization between neurons, which further increases communication and computing overhead [95, 96]. In large-scale neural networks, information also requires complex routing between multiple neurons and network layers, which often requires additional hardware and algorithm support. In order to ensure the accuracy of information transmission, error detection and correction mechanisms need to be introduced, which will also bring more communication overhead [97]. Finally, under high load or high concurrency, information may need to be queued in a buffer waiting to be processed, resulting in latency and additional energy consumption [98, 99]. Therefore, communication overhead is an important factor affecting the performance and energy efficiency of brain-inspired computing, and its optimization usually requires comprehensive consideration from multiple aspects such as hardware design, network topology, and signal encoding methods. In Figure 9, it's shown that photonic systems can transmit data at a high rate and a low energy level independent of distance, which essentially solves the communication overhead of electronic systems.

Parallelism and synchronization also influence power consumption of neuromorphic computing. In traditional electronics, parallelism and synchronization face several major limitations. First, in terms of parallelism, electronic devices are often limited by circuit bandwidth, which affects their ability to perform highly parallel processing [100, 101]. Additionally, in highly parallel electronic systems, electromagnetic interference can become a serious problem, limiting overall performance [88]. Second, in terms of synchronization, maintaining global clock synchronization can be very complex and energy-intensive in large-scale electronic systems [102]. In addition, the propagation speed of electronic signals in wires is limited, which further affects the accuracy of system synchronization. Therefore, these factors together constitute the main limitations of traditional electronic devices in terms of parallelism and synchronization. Photonic systems, on the other hand, can achieve high-degree of parallelism using the inherent fanout and WDM techniques, depicted in Figure 9.

In addition to the limitations of energy consumption of conventional neuromorphic computing, imitating large-scale neural networks requires a large amount of hardware resources, which is impractical in terms of space and cost.

To mimic large-scale biological neural networks, large numbers of neurons and synapses are needed. This results in larger hardware size or footprint, which increases cost and space requirements. For example, BrainScaleS is a neuromorphic computing system for large-scale simulations, which requires a full-sized dedicated computer room to accommodate it [74]. Neurogrid, A hardware platform that simulates cortical neural networks, comes in a size equivalent to a standard 19-inch rack [71]. On the other hand, quantum effects make it impossible to further reduce the size of transistors and therefore the size of brain-like computers [68, 103]. Moreover, the complex interconnection structure between neurons faces huge challenges in hardware implementation, especially when pursuing low power consumption and high performance. Specifically, neuromorphic computing involves a series of complex dynamics and nonlinear operations, which undoubtedly increases the complexity of hardware and algorithm design. At the same time, simulating biological neural networks usually requires storing a large amount of parameters and status information, which not only places higher requirements on storage resources, but also has a considerable impact on system size and energy consumption [74]. As the network scale expands, how to effectively expand hardware scaling and maintain low energy consumption becomes particularly critical. In this context, integrating multiple components such as neurons, synapses, and learning rules into an efficient operating system becomes a difficult task. Finally, it is worth noting that existing semiconductor processing technology also has certain limitations in terms of integration density, power consumption and reliability [104]. Therefore, solving these problems of size and complexity requires interdisciplinary research collaboration and continued technological innovation in the industry.

Last but not least, in the field of neuromorphic computing, software and algorithms face a series of challenges and limitations as well. First, the software implementing these models is often extremely complex and computationally intensive due to the complex neurodynamics and nonlinear calculations involved [6]. This complexity not only limits the feasibility of the algorithm in practical applications, but also increases the computational burden. Secondly, especially in applications based on spiking neural networks (SNNs), the algorithm training process often requires a large amount of time and computing resources, which poses an obvious obstacle to scenarios that require real-time or near-real-time response [95]. Furthermore, compared with traditional machine learning algorithms, neuromorphic algorithms are often more difficult to interpret and verify, which is particularly problematic in applications that are highly sensitive and require interpretability, such as medical or autonomous driving [105]. In addition, most of the existing brain-inspired algorithms are developed on traditional computing platforms that do not fully match the brain-inspired hardware architecture. This mismatch often leads to algorithm performance degradation in real hardware environments. At the same time, although the learning rules and plasticity mechanisms in biological neural networks are extremely complex, current algorithms fail to fully simulate these advanced characteristics, thus limiting their effectiveness in handling more complex real-world tasks [78]. Finally, although brain-like algorithms perform well on certain specific tasks, they usually lack the versatility and adaptability to demonstrate across multiple tasks and different environments.

4 Nanophotonic Components for Neuromorphic Computing

4.1 Key devices of nanophotonics for neuromorphic computing

Nano-photonics, as an emerging interdisciplinary subject, integrates the principles of nanotechnology and photonics, aiming to explore and harness the manipulation of light wave by nanoscale structures. In the field of nanophotonics, active devices and passive devices are crucial, which as the basic components of photonics have broad application prospects. Neuromorphic systems aim to mimic the computational and cognitive capabilities of the brain by leveraging the principles of neural networks. In this part, we will focus on the key devices in nanophotonics, divided into two parts: active devices and passive devices, and provide an in-depth analysis of their working principles, applications in neuromorphic computing, and future development trends. Some representative devices are shown in Figure 10.

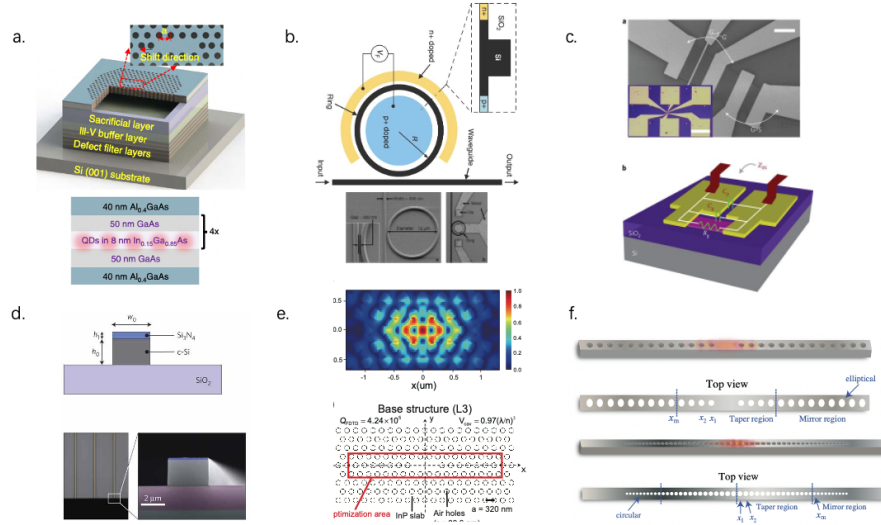


Figure 10: Key nanophotonic devices and structures for neuromorphic computing. a. Schematic diagram of the fabricated InAs/GaAs QD PC (L3 cavity) laser epitaxially grown on on-axis Si (001) substrate. The lattice constant, radius and shift of L3 PC cavity are a , r and $0.15a$, respectively. [106] b. Schematic layout of the ring resonator-based modulator. The inset shows the cross-section of the ring. R , radius of ring. V_F , voltage applied on the modulator. SEM and microscope images of the fabricated device. [107] c. SEM and optical (inset) images of the high-bandwidth graphene photodetectors. The graphene shown here has two to three layers. Two types of wirings are shown: ground-signal (G-S) and ground-signal-ground (G-S-G). The high-frequency results are from devices with G-S wirings. [108] d. Schematic representation of the cross-section of a strained SOI waveguide where w_0 and h_0 are the width and height of the waveguide and h_1 the nitride overlayer's height. Si forms the core of the waveguide and the parameters are chosen to have more than 95% of the optical field confined within the waveguide. [109] e. The L3 photonic crystal resonance nanocavity [110]. f. The nanobeam photonic crystal structure [32]. Copyright to be obtained.

1. Active devices

Active devices are photonic devices that can generate, manipulate or amplify optical signals, including lasers, optical modulators, photodetectors, etc. [111] These devices play a vital role in fields such as communications, sensing, laser processing, and medical diagnosis.

1.1 Laser

Lasers are the most important and widely used active devices in nanophotonics and are known for their highly coherent light output, high emission power, and high spectral brightness [106]. In the field of nanophotonics, different types of lasers such as Vertical Cavity Surface Emitting Lasers (VCSELs), DFB lasers, micro-ring lasers, quantum dot lasers, and the latest PCSEL [112, 113] etc. are developing rapidly [114]. These lasers not only play a key role in optical communications, but

are also used in fields such as Lidar, optical sensing and medical imaging. Lasers can be pulsed, continuous-wave, optically or electrically pumped, depending on their specific needs.

1.2 Optical modulator

Light modulators are used to control the intensity, phase and frequency of light in real time [107]. In nanophotonics, technologies such as electro-optic modulators and acousto-optic modulators are widely used in high-speed optical communication systems to achieve high-speed data transmission and information processing. Nanophotonic optical modulators offer the advantages of small size, low power consumption and high speed and are key components of next-generation communication systems and photonic computers [115].

1.3 Light detector

Photodetectors are important active devices in the field of nanophotonics, used to convert optical signals into electrical signals [108]. There is a wide variety of photodetectors available, including photodiodes, photodetection arrays, and single-photon detectors. These devices play pivotal roles in communications, sensing, optical imaging, and quantum information processing for next-gen photonic computing systems [116, 117].

1.4 Future Prospects of Active Devices

In the future, active devices will continue to develop in nanophotonics. The miniaturization, low power consumption and high efficiency of lasers will empower more applications, including quantum information processing and PICs. Optical modulators will continue to play a critical role in high-speed communications and Lidar. Photodetectors will usher in higher sensitivity, faster response times, and wider wavelength ranges, driving innovation in fields such as wireless communications, medical diagnosis, and optical sensing. All these devices will substantially contribute to the growth of neuromorphic computers in the near future.

2. Passive components

Passive devices refer to photonic devices that cannot generate or amplify optical signals, but they are equally essential for the transmission, control and processing of light. Common passive devices include waveguides, resonators, photonic crystals, etc.

2.1 Waveguide

A waveguide is a structure used to guide light in a desired direction, usually consisting of a high-refractive index material surrounded by a low-refractive index cladding [109]. There are many types of waveguides, including optical fiber waveguides, planar waveguides, photonic crystal waveguides, etc. They play a key role in optical communications, optical sensing, photonic chips and other fields [118]. The low transmission loss of fiber optic waveguides makes them ideal for long-distance communications, while planar waveguides are often used in optical chips to realize micro-nanoscale integrated optical components [119].

2.2 Resonant cavity

A resonant cavity is a device used to enhance light modes of specific frequencies [110]. There are many types of resonant cavities, including fiber cavities, micro-ring cavities, micro-beam cavities, etc. Resonators can be used in filtering, lasing and sensing applications, and their high-quality factors give them a special place in nanophotonics. Micro-ring cavities achieve resonance through multiple photon reflections and are widely used in micro-lasers, sensors and quantum information processing [120–122]. They can also be used along with soliton microcombs to perform wavelength division multiplexing. A nanobeam cavity [123] is an elongated waveguide with a micron-scale cross-section that can be used to achieve a high-quality factor resonator whose size and shape can be tuned for specific applications. Key performance metrics of resonant cavities are the Q-factor and modal volume.

2.3 Photonic crystal

Photonic crystal is a material with a periodic structure that can realize the light band gap and waveguide mode of light [124, 125]. It has a periodically varying refractive index enabled by an array of holes or rods. These band gap and waveguide modes can be used in optical filtering, lasers, sensors, and other applications [126, 127]. Photonic crystal design and preparation technology plays

an important role in laser designs, such as the popular Photonic Crystal Surface Emitting Lasers (PCSEL) [113] and the more recent topological insulator lasers.

2.4 Future prospects of passive components

In the future, the development of passive devices will continue to promote the development of neuromorphic computing technologies. The design of the waveguide will be more flexible to meet the needs of different applications. The resonant cavity will further improve the quality factor and allow optical devices to operate more efficiently. The structure and function of photonic crystals will be further expanded to meet the requirements of a wider range of engineering applications. The continued development of these passive devices will bring more possibilities to the future of nanophotonics-enabled areas.

We can agree that active devices such as lasers, optical modulators, and photodetectors provide optical signal generation and processing capabilities, supporting applications such as optical communications, medical imaging, and quantum information processing. Passive devices such as waveguides, resonators and photonic crystals provide key tools for light transmission and manipulation, supporting the development of optical communications, sensing applications and optical devices. In the future, these key devices will continue to be enhanced while nanophotonics continues to drive cutting-edge research in neuromorphic computing, opening up new possibilities for future scientific and engineering applications.

4.2 Optical interconnects for scalable neuromorphic systems

Neuromorphic systems, inspired by the structure and function of the brain, have attracted significant attention in the fields of artificial intelligence and computational neuroscience. Neuromorphic systems aim to mimic the computational and cognitive capabilities of the brain by leveraging the principles of neural networks. As the complexity and scale of these systems increase, the need for efficient, high-bandwidth connectivity becomes increasingly important, because providing efficient and scalable connections to support the massive flow of data between neurons and synapses is critical [128]. Traditional electronic interconnects, despite their widespread use, still face bottlenecks in bandwidth, power consumption, crosstalk, and latency as neuromorphic systems evolve. Optical interconnects, which use photons to transmit information, have emerged as a promising solution to address the limitations of traditional electronic interconnects in neuromorphic computing. In this part, we provide an overview of recent developments in the field of optical interconnects for scalable neural systems, highlighting key advances, challenges, and prospects. We draw insights from numerous research papers, focusing on advances in photonic components, network topologies, and system integration. Some representative optical interconnects are shown in Figure 11.

4.2.1 Advancements in Photonic Components

The photonic components are fundamental components of optical interconnects. Recent innovations in this field have significantly improved the performance and efficiency of optical interconnects for neuromorphic systems.

Photonic integrated circuits (PIC)

Photonic integrated circuits are compact and complex devices that combine multiple optical functions on a single chip. Recent developments in PICs have led to improved signal processing capabilities, allowing the implementation of complex neural network architectures. PICs enable efficient signal routing, switching, and conditioning in neuromorphic systems [129, 133].

Nonlinear Optical Devices

Nonlinear optical devices, such as optical parametric amplifiers [130] and inverters, have found application in improving the efficiency of optical interconnects. They enable wavelength conversion and amplification of optical signals, reducing the need for power-consuming electronic repeaters [134].

Photonic Neural Network Accelerators

Research is underway to develop specialized photonic devices to accelerate neural network (deep learning) computations. Optical processors based on metasurface layers, soliton microcombs, VCSELs, and ring resonators can perform MVM at extremely high speeds, significantly improving the efficiency of deep learning in neuromorphic systems [7, 15, 94].

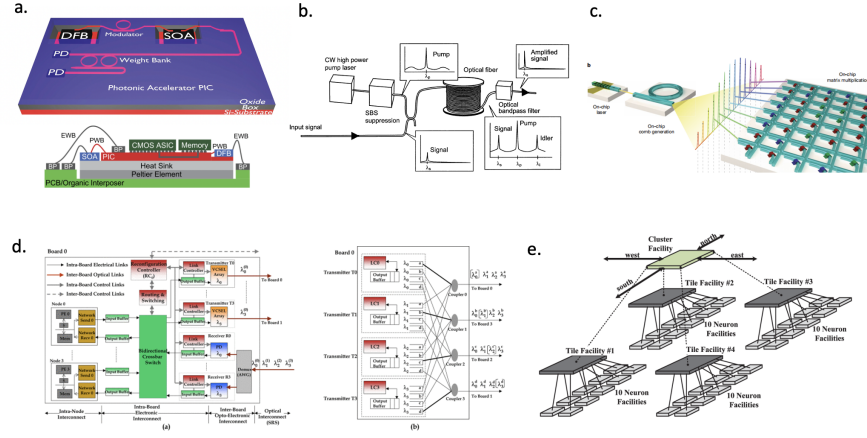


Figure 11: Optical interconnects for scalable neuromorphic systems. a. Neuromorphic photonic accelerator PIC [129]. Prospect of a packaging solution consisting of a silicon PIC, CMOS chip, and III-V DFB lasers and SOAs integrated via photonic wire bonds and multi-chip integration. b. General scheme of phase-insensitive fiber-based optical parametric amplifier [130]. c. Photonic tensor core [15]. Conceptual illustration of a fully integrated photonic architecture to compute convolutional operations. An on-chip laser (not included here) pumps an integrated Si₃N₄ microresonator to generate a broadband soliton frequency comb. d. Proposed on-board interconnect for the E-RAPID architecture with RC and LCs and proposed technology for reconfiguration using passive couplers and array of lasers per transmitter port [131]. e. Proposed scalable NoC architecture for implementing clusters of neurons to implement spiking neural networks [132]. It aims to address the scalability issue by creating a modular array of clusters of neurons using a hierarchical structure of low and high-level routers. Copyright to be obtained.

4.2.2 Evolution of network topology

Network topology in neuromorphic systems is essential for efficient learning and information transfer. Recent research has explored new optical network architectures to improve scalability and system performance.

Reconfigurable optical interconnects

Reconfigurable optical interconnects provide flexibility in neural network configuration. By dynamically changing the connections between neurons and synapses, these connections enable rapid adaptation and learning [131, 135–137]. Research has focused on developing tunable optical components and switches to facilitate reconfiguration.

Neural Network-on-Chip (NoC)

Neural NoCs are specialized optical interconnects designed to efficiently connect various processing elements, including neurons and synapses. They reduce communication congestion and provide low-latency, high-bandwidth connections [132]. Recent developments have demonstrated the benefits of NoC in large-scale nervous systems.

4.2.3 System Integration and Challenges

The integration of optical interconnects into neuromorphic systems poses several challenges related to compatibility, scalability, and power consumption.

Hybrid Integration with Electronics

Integrating optical interconnects with existing electronic neuromorphic systems is a complex task. Researchers are working on hybrid integration techniques to ensure seamless communication between electronic and photonic components, maximizing the benefits of both technologies [138, 139]. Heterogeneous and monolithic integration of semiconductor materials in optical interconnects are also a category of hybrid integration that is under intensive research.

Scalability

Scalability is a key challenge for optical interconnects. As neuromorphic systems grow in size, ensuring that optical components can be manufactured and interconnected at scale without a significant increase in cost and complexity is essential [140, 141].

Power consumption

Although optical connections are more energy efficient than electronic connections, minimizing power consumption is still a top priority. Research is ongoing to develop low-power photonic components and advanced power management techniques [102] for neuromorphic systems.

In short, optical interconnects have the potential to revolutionize the field of neuromorphic computing by providing scalable, high-bandwidth, and energy-efficient communications paths. As research on photonic components, network topologies, and system integration continues to bloom, we can expect significant advances in the development of large-scale neuromorphic systems. Integrating optics into neuromorphic hardware promises to accelerate advances in AI, cognitive computing and a range of applications, including robotics, autonomous vehicles and biomedical research. Recent advances in these three areas discussed above are paving the way for efficient and scalable neuromorphic systems. While challenges regarding compatibility, scalability, and power consumption remain, the promise of optical interconnects to revolutionize neuromorphic computing is becoming increasingly clear.

4.3 State-of-the-art fabrication platforms for nanophotonic devices

Nanophotonics is a multidisciplinary field concerned with manipulating light at the nanoscale, often on the order of the wavelength of light. This field has grown rapidly due to its potential applications in telecommunications, sensing, imaging, and computing. Nanophotonic devices offer advantages such as higher speed, lower power consumption, and compact size, but making these devices requires advanced manufacturing techniques capable of precise design of nanostructures. In this part, we provide an overview of the state-of-the-art manufacturing platforms for nanophotonic devices. We explore recent developments in lithography, etching, self-assembly and 3D printing, demonstrating their potential to revolutionize the field of nanophotonics.

4.3.1 Lithography

Lithography plays an important role in the production of optical devices and includes a variety of methods, including traditional lithography, extreme ultraviolet (EUV) lithography, beam exposure electronics and nano-printing technology.

First of all, traditional photolithography [142] is a popular technology for manufacturing optical devices. It uses a UV light source and a mask to expose the photoresist, then transfers the pattern to the optical material by chemical etching. This technology is widely used to create microscopic arrays, waveguides, sensors and other optical components. With the continuous improvement of equipment, traditional photolithography techniques have achieved higher resolution and alignment accuracy [143]. EUV lithography is an innovative method that uses an ultraviolet light source for exposure. EUV lithography has extremely high resolution and can handle more complex structures. It is widely used in the semiconductor industry but also has great potential in the production of optical devices, such as micro-lasers and optical communication components.

Electron beam exposure technology is a high-resolution preparation method that uses a precise electron beam to expose the photoresist. This method is often used to make optical devices that require extremely high precision, such as terahertz detectors and quantum dot arrays. Electron beam exposure technology can achieve preparation precision of less than 100 nanometers, which is very beneficial for the fabrication of fine structures [144].

In addition, nanoimprinting is an emerging method that reproduces micro- and nanostructures by applying pressure to the material surface. This technique is suitable for fabricating large-area structures such as nanoarrays and surface plasmonic resonators [145, 146]. This shows the potential of high-throughput manufacturing to increase production efficiency.

In short, the diversity of photolithography offers a multitude of tools and methods for fabricating optical devices. Whether traditional lithography, EUV lithography, electron beam exposure or nanoimprinting, they play a key role in innovations in photonics and optoelectronics, driving optical equipment with high performance, high resolution and high reliability. As state-of-the-art lithography

techniques and tooling continue to improve, it is natural that photonic devices will become more precise and complex, supporting further development of optical communications, neuromorphic computing and laser applications.

4.3.2 Etching

Etching technology [147] is a key micro-nano processing method that is widely used in the fields of photonics and optoelectronics to accurately shape and regulate the surface and structure of optical materials. Reactive Ion Etching (RIE), for example, uses a combination of chemical and physical reactions to remove material from a substrate and is the simplest process that is capable of directional etching. A highly anisotropic etching process can be achieved in RIE through the application of energetic ion bombardment of the substrate during the plasma chemical etch. The RIE process thus provides the benefits of highly anisotropic etching due to the directionality of the ions bombarding the substrate surface as they get accelerated towards the negatively biased substrate, combined with high etch rates due to the chemical activity of the reactive species concurrently impinging on the substrate surfaces.

The main application areas of etching include waveguides, gratings, lasers, optical modulators, etc. First, etching technology plays a crucial role in waveguide fabrication. Waveguide is a basic component of optical signal transmission. Complex waveguide structures can be produced through etching technology, including straight waveguides, curved waveguides and waveguide gratings, thereby achieving efficient guidance and coupling of optical signals [148]. The preparation of gratings and nanolasers is also inseparable from the etching technology. Gratings are used for spectroscopy and spectral analysis. By making micron-scale periodic structures (like holes or rods) on semiconductor materials, optical signals of specific wavelengths can be separated [149]. Lastly, Lasers require high-precision preparation and delicacy, and etching can be used to precisely define the size and shape of the laser resonance cavity to ensure stable and efficient laser performance [150].

At the same time, optical modulators are indispensable devices in optical communications and optical signal processing, and are often prepared using etching technology. Etching techniques can be used to create gratings or modulation regions. By modulating the properties of these structures, modulation and control of optical signals, including amplitude, phase and frequency, can be achieved. In short, the application of etching technology in optical devices provides key support for the development of photonics and optoelectronics. By precisely controlling optical structures, etching technology enables optical devices to achieve higher performance, greater scalability, and greater reliability, thereby driving advances in neuromorphic computing and photonic integrated circuits.

4.3.3 3D printing technology

3D printing technology [151], also known as additive manufacturing, has emerged in the production of optical devices, bringing many potential applications and innovations to the field of photonics and optoelectronics. This technology uses a layer-by-layer method of stacking materials, allowing the fabrication of complex optical structures while providing a high degree of customization and personalization.

3D printing technology has many applications in the production of optical components. Complex optical components such as optical lenses, gratings, waveguides and reflectors can be precisely manufactured using 3D printing technology. This approach not only provides more flexible preparation but also reduces the number of optical components in the optical path, thereby reducing system complexity [152], and 3D printing technology also plays a key role in manufacturing micro-optical devices. Micro-optical components such as micro-lenses and micro-lens arrays can be manufactured with high precision using 3D printing technology to meet the needs of micro-optical systems [153, 154]. This is essential for applications such as micro cameras, biosensors and pico-projectors. In addition, optical waveguide fabrication also benefits from 3D printing, which can be used to create complex waveguide structures for efficient optical signal transmission. This is important for optical switches in data centers and optical communications because they deliver better performance and greater scalability. Therefore, by precisely controlling the arrangement and structure of materials, personalized photonic materials with special optical properties can be obtained [155, 156] for advanced computing tasks.

In short, 3D printing technology offers a new approach to manufacturing optical devices, with a high degree of flexibility and customization in the preparation process. This technology has

made significant progress in the fabrication of optical components, micro-optical devices, optical waveguides and photonic materials, providing more opportunities for the development of photonics and optoelectronics. As 3D printing technology continues to develop and innovate, we will see its broader adoption in neuromorphic engineering.

4.3.4 Challenges and Future Directions

While remarkable progress has been made in nanophotonic fabrication, several challenges remain:

Integration: efficient integration of various nanophotonic components into functional systems, such as a PIC, is a complex task that requires interdisciplinary collaboration. Some existing integration methods include: heterogeneous, monolithic, hybrid integration etc.

Scalability: many manufacturing methods need to be adapted to large-scale production to meet the growing demand for nanophotonic devices. Current photonic manufacturing has relatively poor scalability compared to electronic ICs.

Materials innovation: the development of new materials with tailored optical properties will expand the design possibilities of nanophotonic devices. Core semiconductor materials, besides the typical Silicon, are Gallium Arsenide, Indium Phosphide, Silicon Nitride, and Transition-metal dichalcogenide (TMDCs).

Cost-Efficiency: reducing the cost of fabrication techniques, especially for lithography, 3D printing and self-assembly, is essential for widespread adoption of photonic devices. This could also call for cheaper fabrication tools and equipment.

Hybrid Platforms: combining different fabrication methods can offer unique advantages, leading to hybrid nanophotonic platforms. Common semiconductor platforms include Complementary metal–oxide–semiconductor (CMOS), carbon systems including carbon nanotubes and graphene, and the latest magnetoelectric spin–orbit (MESO) [157] etc.

In conclusion, the field of nanophotonics has witnessed substantial advancements in fabrication platforms, enabling the creation of intricate and efficient photonic devices. Lithography, etching, self-assembly, and 3D printing have all played pivotal roles in shaping the future of nanophotonics. With continued research and innovation, nanophotonic devices are poised to revolutionize a wide range of applications, from telecommunications and neuromorphics to medical imaging and AI, ushering in a new era of photonics on the nanoscale.

5 Applications of Nanophotonics in Neuromorphic Computing

Figure 9 systematically compares biological, electronic, and photonic neuromorphic computing systems across the board. Key metrics / FoM being compared include: energy consumption, parallelism, latency, noise-level, scalability, computing speed, 3D or 2D topology, and learning capacity. From Figure 9 we see that photonic systems outperform electronic counterparts in all aspects and even match the energy consumption level of human brains. Similar trends can be observed in Figure 5.

Table 1 tabulates and compares the recent milestone paradigms for photonic neuromorphics proposed by well-established institutions and groups around the globe. This table chronologically lists the technologies and methods used for achieving these representative photonic architectures, including the materials, devices, platforms, and fabrication processes employed. Simultaneously, the performance of each architecture is reported as extracted from their individual papers, including the FoMs such as energy efficiency (TOP/J) and compute density ($TOP/mm^2/s$), where the former stands for tera (10^{12}) operations per joule while the latter tera operations per squared millimeter per second. The goal of state-of-the-art neuromorphic systems is achieving peta-level (10^{15}) in both energy efficiency and compute density. A comprehensive plot of the FoM among electronic and photonic neuromorphic systems is illustrated in Figure 5. From Table 1 it's clear that existing efforts struggle to meet the peta threshold and so far only ACCEL [22] has reached peta-level in both FoM. As such, this table aims to summarize and contextualize existing approaches to photonic neuromorphic computing and provide the readers a bigger picture of the state-of-the-art development of this field up to now.

In Figure 12, parallel, fast, and efficient convolution operations are realized by a photonic tensor core [15], which is enabled by technologies such as phase change material (PCM), soliton microcombs, SiN micro-resonator, and wavelength division multiplexing (WDM) etc. The tensor core can be

Table 1: A summary of recent milestone neuromorphic photonics paradigms for AI and deep learning applications. [15] and [16], adopting similar technologies, were published on the same day. While both energy efficiency and compute density have risen with time, so far only ACCEL [22] has achieved peta-level (10^{15}) energy efficiency and compute density. For pictorial illustration of each work, refer to Figure 3. NA=not available.

#	Name	Technologies & methods used	Energy efficiency TOP/J	Compute density $TOP/mm^2/s$	Source & year
1	PNP	Mach-Zehnder interferometers, silicon photonics, optical interference unit	NA	NA	[14] 2017 Nature Photonics
2	D^2NN	3D printed lenses and optical diffraction	NA	NA	[13] 2018 Science
3	AONN	Spatial light modulator, Fourier lens, laser-cooled atom	NA	NA	[11] 2019 Optica
4	Spiking neurosynaptic network	Phase change material, micro-resonator, and wavelength division multiplexing	NA	NA	[21] 2019 Nature
5	Photonic tensor core	Phase change material, soliton microcombs, SiN micro-resonator, and wavelength division multiplexing	0.4	1.2	[15] Jan 2021 Nature
6	Optical convolutional accelerator	Soliton microcombs, micro-resonator, Mach-Zehnder modulator, and EDFA	1.27	8.061	[16] Jan 2021 Nature
7	PDNN	PIN attenuator, SiGe photodiodes, and microring modulator	2.9	3.5	[19]2022 Nature
8	PAIM	Meta-surface, optical diffraction, and FPGA	NA	NA	[18] 2022 Nature Electronics
9	VCSEL-ONN	VCSEL, diffractive optical element, and optical fanout	142.9	6	[17] 2023 Nature Photonics
10	ACCEL	Diffractive optical analog computing, electronic analog computing, SRAM	$7.48+E4$	728	[22] 2023 Nature

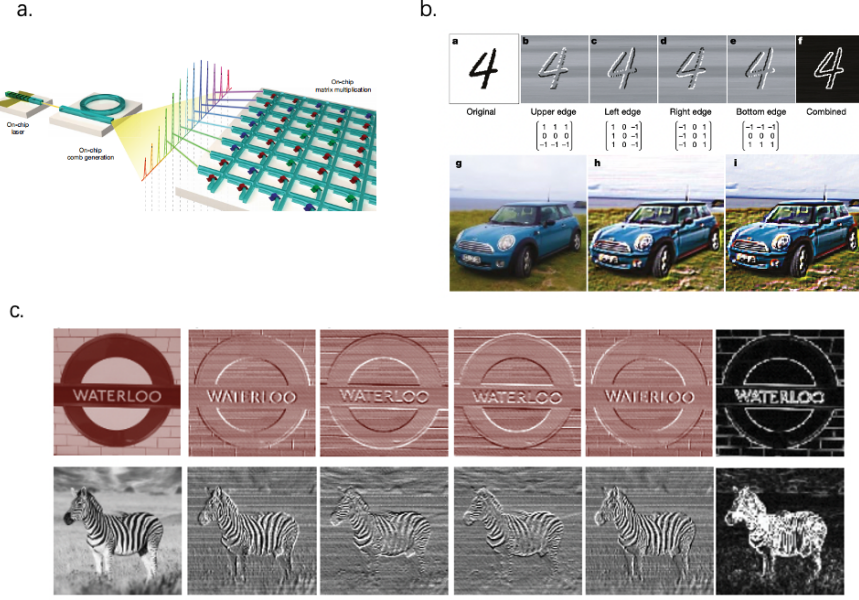


Figure 12: Convolutional neural networks (CNN) results demonstrated in the photonic tensor core paper [15]. a. Schematic of the photonic tensor core AI accelerator. b. Convolution using sequential MVM operations on images of a handwritten digit 4 and a car. c. Convolution using parallel MVM operations on images of a landmark sign and a zebra. Using a high degree of parallelism, the processing time in c is reduced by a factor of 4 compared to that in b. Copyright to be obtained.

considered as the optical analogue of an ASIC and it achieves highly parallelized photonic in-memory computing using PCM memory arrays and photonic chip-based optical frequency combs. The computation is reduced to measuring the optical transmission of reconfigurable and non-resonant passive components and can operate at a bandwidth exceeding fourteen GHz, limited only by the speed of the modulators and photodetectors. This work reported the tensor core operating at the speed of two tera-MAC operations per second (tera = a trillion). Another key feature of this work is that, because the convolutional operation is a passive transmission measurement, the calculations can in theory be performed at the speed of light at very low power (17 fJ per MAC), experimentally limited only by the modulation and detection bandwidths. Finally, given recent advances in hybrid integration of soliton microcombs at microwave line rates, ultralow-loss Si₃N₄ waveguides, and high-speed on-chip detectors and modulators, this novel paradigm provides a path towards fully CMOS wafer-scale integration of the photonic tensor core with silicon photonics.

In Figure 13, the PDNN paper [19] demonstrated the first end-to-end PDNN photonic classifier chip that performs sub-nanosecond image classification through computation by propagation of optical waves, eliminating the need for an image sensor, digitization and large memory modules. PDNN directly processes the optical waves impinging on the on-chip pixel array as they propagate through layers of neurons. In each neuron, linear computation is performed optically and the non-linear activation function is realized opto-electronically, allowing a classification time of under 570 ps, which is comparable with a single clock cycle of state-of-the-art digital platforms. First, an array of 500-μm-long PIN current-controlled attenuators is used to individually adjust the optical power in each input nanophotonic waveguide of the neuron. By forward biasing the PIN junction and injecting carriers, the power of the optical wave (that is, the signal weight) of each neuron input can be adjusted. To add the weight-adjusted signals, the outputs of attenuators are photodetected using SiGe photodiodes (PDs) and the resulting photocurrents are combined to generate the weighted sum of the neuron inputs. A uniformly distributed supply light provides the same per-neuron optical output range, allowing scalability to large-scale PDNNs. Two-class and four-class classification of handwritten letters with accuracies higher than 93.8% and 89.8%, respectively, is successfully demonstrated. Particularly, low energy consumption and ultra-low computation time offered by this photonic classifier chip can revolutionize applications such as event-driven and salient object

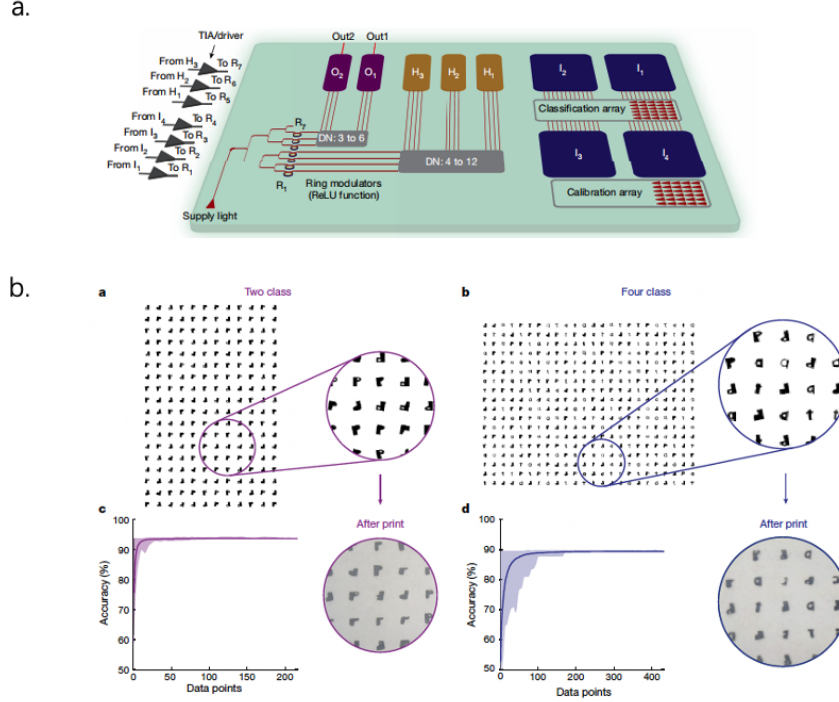


Figure 13: The implemented photonic classifier chip PDNN [19]. a. The top-level block diagram of PDNN and the structure of an implemented N-input photonic neuron, in which the weights of N optical input signals are adjusted using optical PIN attenuators and summed after photodetection using parallel PDs. An optical MRM realizes the ReLU non-linear activation function. b. Image classification demonstration, with the two-class dataset consisting of letters ‘p’ and ‘d’ (left) and four-class dataset consisting of ‘p’, ‘d’, ‘a’ and ‘t’ (right). Classification accuracy of both classes are plotted. Copyright to be obtained.

detection in autonomous driving, both as a stand-alone classifier or in conjunction with electronic processors, benefiting from the sub-nanosecond classification of the PDNN chip.

In Figure 14, the VCSEL-ONN paper [17] experimentally demonstrates a spatial-temporal-multiplexed ONN system that simultaneously overcomes all the challenges faced by other ONNs: low electro-optic conversion rate, large device footprint, and long latency. This paper exploits neuron encoding with volume-manufactured micrometer-scale vertical-cavity surface-emitting laser (VCSEL) arrays that exhibit efficient electro-optic conversion (< 5 attojoules per symbol with a π -phase-shift voltage of $V = 4$ mV) and compact footprint ($< 0.01 \text{ mm}^2$ per device). Homodyne photoelectric multiplication allows matrix operations at the quantum-noise limit and detection-based optical nonlinearity with instantaneous response. The VCSEL-ONN architecture consists of a sequence of N layers, where each layer computes a matrix-vector multiplication followed by a nonlinear activation function. This scheme imitates the ‘axon-synapse-dendrite’ architecture in biological neurons. VCSEL-ONN encodes the input vector in i time steps to the amplitude or phase of a coherent laser oscillator (labelled ‘axon’), whose beam is dendritically fanned out to j copies for parallel processing. With three-dimensional neural connectivity, this system can reach an energy efficiency of 7 femtojoules per operation with a compute density of $6 \text{ teraOPmm}^{-2}\text{s}^{-1}$, representing 100-fold and 20-fold improvements, respectively. The benchmarking of digit classification on MNIST dataset achieved an accuracy of 93.1% (over 98% of ground truth). Such a system is expected to run multiply-accumulate operations with an efficiency of 50 aJ/OP, limited by the memory access rather than optical energy consumption. The authors believe that optoelectronic processors with orders-of-magnitude improvement may enable us to continue the scaling of computing power in the post-Moore’s law age.

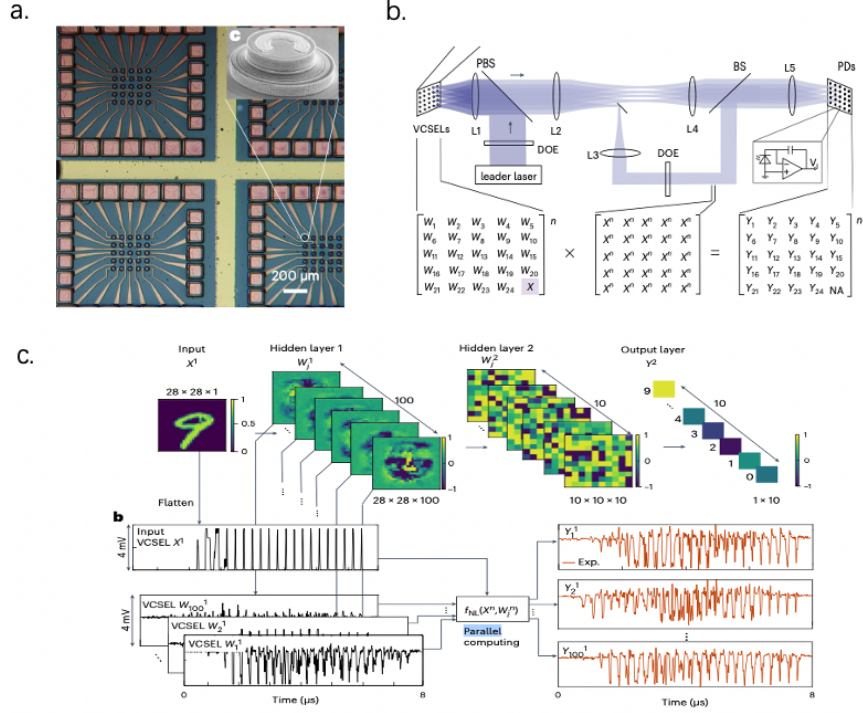


Figure 14: Parallel matrix-vector multiplication realized by VCSEL-ONN [17]. a. Fabricated VCSEL arrays. Arrays of 5 × 5 wire-bonded VCSELs on a GaAs substrate and an SEM image of a VCSEL emitter. b. Proposed architecture with 3D connectivity and photonic integration. In a 2D VCSEL array, the center unit is used as the axon and the others as weight VCSELs. The axon beam is fanned out to j copies, each overlapping a weighted beam onto a photodetector, generating photon currents corresponding to the homodyne product of the two laser fields. The input VCSEL is separated from the beam arrays using a beam magnifier (L1 and L2) and D-shaped mirror. c. Benchmarking of machine learning inference with VCSEL-ONN using MNIST. The input image in layer 1 is flattened and encoded in time steps to the phase of the X_n VCSEL. The weight matrix with 100 vectors is encoded to 100 individual weighting VCSELs. Parallel multiplication results in MVM from 100 readout channels. Copyright to be obtained.

6 Recent Advances in Nanophotonics for Neuromorphic Computing

6.1 Exploration of emerging topological insulators and their potential impact

Nanophotonic technologies are leading the way in scientific and engineering progress, offering innovative approaches to observe the world through precise control of light at the nanoscale. In the wake of the seminal discovery of the quantum Hall effect, the scientific community has embarked on a journey marked by significant advancements in the realm of topological insulators (TI). For instance, in the presence of a magnetic field within the microwave frequency range, researchers observed the unidirectional transmission of electromagnetic fields, revealing their remarkable anti-scattering characteristics and robustness [158]. This unique attribute renders topological insulators exceptionally suitable for the development of nanophotonic devices. Simply put, TI enhances the fault tolerance of small-scale on-chip integrated optical systems, while enabling functionalities that were previously challenging to attain with conventional optical components.

Recently, the emergence of topological photonics marks a profound departure from conventional optical paradigms, introducing the concept of "topological invariants" and "topologically protected state" to the domain of optics. This innovative approach delves into the intriguing premise that wave functions of electromagnetic fields remain impervious to alteration amidst fluctuating geometric structures. Consequently, topological photonic devices began to widely emerge, distinguished by their exceptional optical performance attributes. These include an inherent robustness, a remarkable

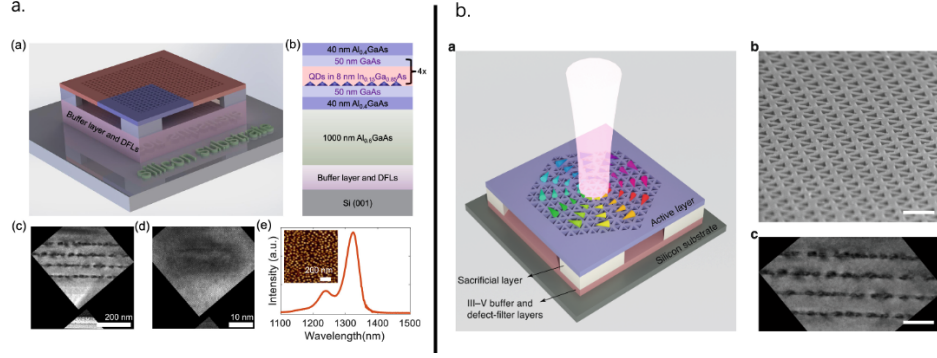


Figure 15: State-of-the-art topological photonic lasers. a. Schematic structure of the fabricated topological corner state nanolasers monolithically integrated on a CMOS-compatible silicon substrate [159]. High-resolution TEM images of the four stacked InAs/GaAs QDs and a single QD in the active region, respectively, are shown. Also shows the measured PL spectra of as-grown InAs/GaAs QDs on silicon. b. Conceptual illustration of a topological Dirac-vortex microcavity laser fabricated on a silicon substrate [124]. The photonic crystal structure was defined in the active layer and suspended by partially removing the sacrificial layer. The III–V buffer and defect-filter layers were carefully optimized to minimize the effects of lattice mismatch between the III–V materials and silicon substrate. Tilted-view SEM image of the fabricated topological laser and cross-sectional bright-field TEM image of the active layer containing four-stack InAs/InGaAs QD layers are shown. Copyright to be obtained.

capacity to resist interference, the effective suppression of photon backscattering, and the realization of a notably high free spectral range (FSR).

The deliberate construction of artificial structures at strategic positions within the electromagnetic field has yielded an array of distinct optical topological states. This diverse spectrum encompasses topological bulk states[160] boundary states[161], vortex states[162], and corner states [163], each possessing unique properties. The rich collection of topological states/modes offers a diverse pool of customized photonic components, each meticulously tailored to fulfill specific functionalities. This new chapter of topological photonics, with its manifold states and promising applications, stands as a noteworthy subject of review and exploration, inviting a comprehensive examination of its significance and potential implications in the realm of optics and integrated photonics.

Within Hermitian topological systems, valley photonic crystals were used to achieve lossless topological photonic crystal waveguides, even when subjected to sharp bends [164]. Furthermore, researchers delved into the exceptional properties of topological photonic crystals when applied to slow-light waveguides [165] and polarization beam splitters [166]. Topological photonic components also can be integrated into a CMOS-compatible silicon-on-insulator (SOI) platform[167], exemplifying the immense potential of topological photonics within the field of nanophotonic.

In non-Hermitian systems, nanoscale topological photonic crystals, due to their remarkable robustness and anti-scattering properties, show great potential in lasers technology. By harnessing the unique characteristics of boundary states, bulk states, corner states (Figure 15a), and other features inherent to topological photonic crystals, light sources with diverse optical properties can be realized [159, 160, 163, 168]. The topological photonic crystals at Dirac point brings distinct property of zero refractive index, and combined with the transmission property of topological photonic crystals, a kind of vortex state lasers can be design by precisely controlling the phase of the electromagnetic field [124, 169] (Figure 15b). This breed of laser, allowing for meticulous control of the light field distribution at the nanoscale, boasts an impressively high free spectral range and surface emission characteristics, thus emerging as a highly efficient laser source. To facilitate the transition of topological photonics into practical applications, researchers conceived topological quantum cascade lasers powered by terahertz waves, thereby significantly amplifying the potential of topological photonics across diverse research domains [170, 171].

In summary, topological photonics empowers us with the fine-grained manipulation of light fields on a smaller scale, rendering it suitable for applications in photonics-on-a-chip, optical computing,

lasers, and a multitude of other pivotal domains. This advancement propels the field of nanophotonics towards even greater horizons in neuromorphic computing.

6.2 Exploration of emerging PCSELS and their potential impact

Photonic Crystal Surface Emitting Lasers (PCSELS) [113, 172, 173] (Figure 16) are a type of laser that combines the advantages of photonic crystals (PhCs) [174] and Vertical Cavity Surface Emitting Lasers (VCSELS) [175]. PhCs are artificially engineered structures with periodic changes in refractive index in one, two, or three dimensions, creating a bandgap that restricts the propagation of light in specific frequency ranges. VCSELS are lasers that emit light perpendicular to the surface of a semiconductor, facilitating efficient coupling with optical fibers and other optical components. PCSELS merge these technologies to create lasers with multiple benefits compared to traditional lasers, offering the best of both worlds.

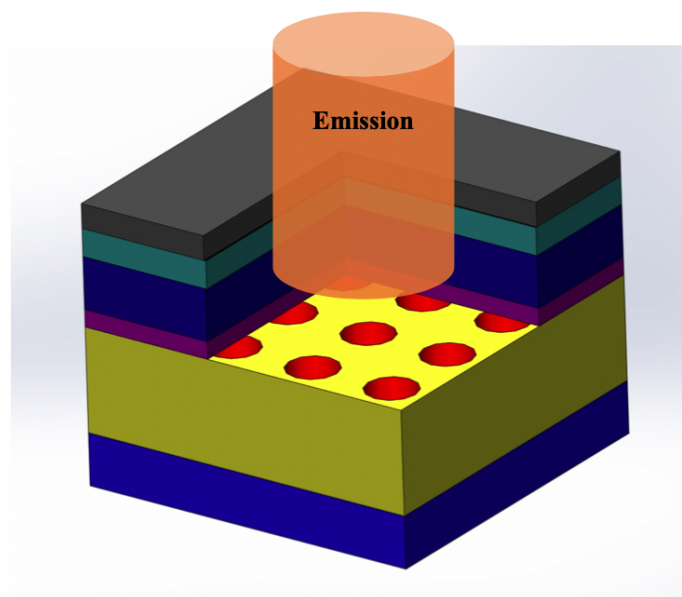


Figure 16: Schematic of a standard PCSEL device with circular air holes in the PhC layer. Multiple epitaxial layers and substrates are symbolically shown, with their names omitted for simplicity. Laser beam is emitted vertically.

The fundamental structure of a PCSEL includes a PhC layer, an active layer, additional cladding layers, substrates, p-n junctions, and electrodes at the ends. The PhC layer mainly functions as a resonant cavity, while the active layer, typically composed of III-V materials (such as InP/InGaP, GaAs/InGaAs/AlGaAs, GaN/InGaN, etc.), is positioned in the middle of the PCSEL to induce laser emission when a population inversion of charge carriers is achieved upon reaching a certain threshold [113, 176]. Population inversion occurs when there are more electrons in higher energy states than in lower energy states, allowing for stimulated emission of photons when an electrical current is applied. When an electrical pumping current is introduced into the active layer material, it emits laser light that is effectively confined and amplified within the resonance cavity. Furthermore, the active layer can contain quantum dots or quantum wells, which increase the recombination rate of spontaneous emission, significantly enhancing the lasing effect. Consequently, PCSELS have superior characteristics than conventional VCSELS.

Table 2 compares PCSELS to VCSELS, showcasing PCSEL's unique advantages. Therefore PCSELS have great potential to replace those VCSEL arrays used in [17] to perform fast MAC calculations and accurate neural inference. In addition, PCSELS have a variety of applications in different fields, including:

Data Communication: PCSELS can be used in high-speed data communication systems, including optical interconnects and data centers, due to their ability to efficiently couple with optical fibers and transmit data over long distances.

Table 2: Comparison between PCSEL and VCSEL.

VCSEL	PCSEL
Higher-order mode present	Single-model
Limited lasing area	Broad lasing area
Limited output power (mw - w)	High output power (100 w - 1000 w)
Large divergence angle	Narrow divergence angle
Non-circular light beam	Circular light beam

Lidar Systems: PCSELs are used in Light Detection and Ranging (LiDAR) systems for applications like autonomous vehicles and 3D mapping, providing coherent and directional light sources for accurate distance measurement and object detection.

Optical Clocks and Timekeeping: PCSELs play a role in optical atomic clocks, contributing to the development of highly accurate and stable timekeeping devices used in scientific research and global positioning systems (GPS).

Quantum Technologies: PCSELs are part of quantum technologies, including quantum cryptography and quantum computing, where they provide the necessary light sources for quantum key distribution and quantum information processing.

Semiconductor Manufacturing: PCSELs are used in semiconductor manufacturing for processes like photolithography, where precise laser sources are needed for creating integrated circuits and other semiconductor devices.

Based on these applications, we see that PCSELs have the potential to drive the development of neuromorphic systems by acting as core light sources.

7 Remaining challenges and Future Directions

7.1 Strategies for improving device performance, scalability, and reliability

As neuromorphic technology continues to advance and demands are getting higher, the performance, scalability, and reliability of nanophotonic devices become increasingly critical. Achieving higher efficiency, speed, and functionality is essential to meet the ever-growing demands of modern computing tasks. This section (Table 3) will address recent developments and strategies implemented to enhance device performance, scalability, and reliability in neuromorphic photonics, where engineers and scientists are exploring a multitude of strategies. These encompass device engineering techniques, the incorporation of novel materials, and advancements in manufacturing processes. These strategies are integral in fields as diverse as semiconductor optoelectronics, photonics, and integrated systems.

7.2 Ideas for fabrication advancements, remaining challenges, and future directions of neuromorphic photonics

In the quest for better performance, scalability, and reliability, manufacturing/fab processes also play a pivotal role and should be the focus of neuromorphic and semiconductor researchers now and in the immediate future. Table 4 lists some potential directions for manufacturing advancements, as well as some additional challenges to be solved and future directions to explore and improve.

8 Conclusion

Advances in photonics have catalyzed a transformation in computational technologies, with the integration of optoelectronics onto photonic platforms leading the charge. This integration has facilitated the emergence of PICs, which act as the building blocks for ultra-fast artificial neural networks and are pivotal in the creation of next-generation computational devices. These devices are engineered to address the intensive computational demands of machine learning and AI applications across sectors including healthcare diagnostics, complex language processing, telecommunications, high-performance computing, and immersive virtual environments.

Table 3: Strategies for improving photonic device performance, scalability, and reliability. The realm of photonics plays a vital role in improving data transfer speeds in optical communication, thus achieving scalability in photonic components is a pressing goal. Device reliability is paramount, particularly in critical applications like aerospace and healthcare. Strategies to enhance reliability encompass both design and materials.

Performance	Scalability	Reliability
Advanced Transistor Architectures: The introduction of novel transistor architectures, such as FinFETs and gate-all-around (GAA) nanosheets, has significantly improved the performance of microprocessors. These designs offer enhanced control of the current flow, reduced leakage, and higher switching speeds [177].	Photonic Integrated Circuits (PICs): PICs have emerged as a key strategy to integrate multiple optical modules onto a single chip, reducing size and increasing functionality [178]. Advances in PIC design and fabrication have improved the performance of devices like optical transceivers and lasers.	Redundancy and Error Correction: in electronic systems, redundancy and error correction techniques are employed to improve reliability. These methods ensure that even in the presence of defects or failures, the system continues to function correctly [179].
High-Mobility Materials: The integration of high-mobility materials, like gallium nitride (GaN) and indium gallium arsenide (InGaAs), has led to faster and more efficient electronic devices. GaN power devices, for example, have found applications in power electronics and RF amplifiers [180]47.	Meta-surfaces: Meta-surfaces consist of subwavelength nanostructures that manipulate light in novel ways. These structures are integral in creating flat optical components, enabling highly compact and scalable photonic devices [181, 182].	Reliability Testing: Rigorous reliability testing, including accelerated life tests, is conducted to identify and mitigate potential failure modes. This process ensures that devices meet their specified lifetime and performance criteria. [183]
Quantum Devices: Quantum devices, such as quantum-dot transistors and quantum cascade lasers, offer unique properties that can revolutionize electronics and photonics. Quantum computing, for example, has the potential to solve complex problems at unprecedented speeds [184, 185].	Other approaches that improve the scalability...	Other approaches that improve the reliability...

Despite the advancements, conventional electronic systems exhibit limitations in speed, signal interference, and energy efficiency. Neuromorphic photonics, characterized by its ultra-low latency, emerges as a groundbreaking solution, carving out a new trajectory for the advancement of AI and ONNs. This review casts a spotlight on the latest developments in the field of neuromorphic photonic systems from the perspective of photonic engineering and material science, critically analyzing the emergent and anticipated challenges, and mapping out the scientific and technological innovations necessary to surmount these obstacles.

The focus is on an array of neuromorphic photonic AI accelerators, examining the spectrum from classical optics to sophisticated PIC designs. It scrutinizes their operational efficiency, particularly in terms of operations per watt, through a detailed comparative analysis emphasizing key technical parameters. The discussion pivots to specialized technologies such as VCSEL/PCSEL and frequency microcomb-based accelerators, accentuating the latest innovations in photonic modulation and wavelength division multiplexing for effective neural network training and inference.

Acknowledging the current technological barriers in achieving computational efficiencies at the PetaOPs/Watt threshold, the review explores prospective strategies to enhance these critical performance metrics. These include the emerging topological insulators and PCSELS as well as strategies

Table 4: Manufacturing advancements, remaining challenges, and future directions for photonic devices.

Manufacturing Advancements	Challenges and Future Directions
Additive Manufacturing: Additive manufacturing, including 3D printing, allows for the rapid and cost-effective production of complex components. It has applications in aerospace, healthcare, and customized electronic packaging [186, 187].	Power Efficiency: Enhancing power efficiency remains a significant challenge. Reducing power consumption is crucial, particularly in mobile devices and data centers.
Monolithic 3D Integration: Monolithic 3D integration is a disruptive manufacturing technique that enables the stacking of active devices in the vertical direction (also known as epitaxy), enhancing performance and reducing interconnect lengths [188–191].	Quantum Limitations: While quantum devices show immense promise, they also present challenges such as decoherence and error correction.
	Sustainability: The electronics industry faces questions of sustainability and responsible sourcing of materials, which are central to improving the reliability and longevity of devices. The photonics industry should avoid the same pattern.
	Security: As devices become more connected, ensuring the security and privacy of data remains a critical concern [192].

to advance fabrication, system scalability and reliability. The exploration aims to not only chart the current landscape but also to forecast the trajectory of neuromorphic photonics in pushing the frontiers of AI capabilities in the near future.

Acknowledgement

This work is supported by National Natural Science Foundation of China under Grant No.62174144; Shenzhen Fundamental Research Fund under Grant No.JCYJ20210324115605016 and No.JCYJ20210324120204011; Shenzhen Key Laboratory Project under Grant No.ZDSYS201603311644527; Longgang Key Laboratory Project under Grant No.ZSYS2017003 and No.LGKCZSYS2018000015; Longgang Matching Support Fund No.CXPTPT-2017-YJ-002 and No.201617486; Shenzhen Research Institute of Big Data; President’s Fund (PF01000154); and the Optical Communication Core Chip Research Platform. The authors would like to thank the engineers at the Core Research Facilities (CRF) of SUSTech for their technical support. The authors’d like to thank staff members at ITSO of CUHKSZ for their persistent support for our high-performance computing needs. The authors’d like to thanks Mr. Ceyao Zhang and Dr. Feng Yin for their fruitful discussion on ML and LLMs, and thank Mr. Qi Xin and Mr. Ping Sun for their fantastic art drawings and CAD modellings, and thank Dr. Hongjie Wang and Mr. Xiaolei Shen for their mentorship and revision tips.

Conflict of interests

The authors declare no conflict of interests.

Author contributions

Z.Z conceived and proposed the writing project. R.L. and Z.Z. designed the structure and outline of the paper. R.L. led and arranged the writing of the whole paper. R.L., Y.G., H.H., Y.Z., S.M. wrote

the paper together. C.C.H. and Z.Z. supervised and mentored the project. Z.Z. managed and funded the project.

References

- [1] Stuart Russell and Peter Norvig. *Artificial Intelligence: A Modern Approach*. 3rd ed. Prentice Hall, 2010.
- [2] Jason Wei et al. “Emergent abilities of large language models”. In: *arXiv preprint arXiv:2206.07682* (2022).
- [3] Jianshi Tang et al. “Bridging biological and artificial neural networks with emerging neuromorphic devices: fundamentals, progress, and challenges”. In: *Advanced Materials* 31.49 (2019), p. 1902761.
- [4] Navnidhi K Upadhyay et al. “Emerging memory devices for neuromorphic computing”. In: *Advanced Materials Technologies* 4.4 (2019), p. 1800589.
- [5] Felipe Torres, Ali C Basaran, and Ivan K Schuller. “Thermal management in neuromorphic materials, devices, and networks”. In: *Advanced Materials* (2023), p. 2205098.
- [6] Catherine D Schuman et al. “Opportunities for neuromorphic computing algorithms and applications”. In: *Nature Computational Science* 2.1 (2022), pp. 10–19.
- [7] Bhavin J Shastri et al. “Photonics for artificial intelligence and neuromorphic computing”. In: *Nature Photonics* 15.2 (2021), pp. 102–114.
- [8] Ian AD Williamson et al. “Reprogrammable electro-optic nonlinear activation functions for optical neural networks”. In: *IEEE Journal of Selected Topics in Quantum Electronics* 26.1 (2019), pp. 1–12.
- [9] Mario Miscuglio et al. “All-optical nonlinear activation function for photonic neural networks [Invited]”. In: *Optical Materials Express* 8.12 (Dec. 2018). DOI: 10.1364/ome.8.003851MAG ID: 2900709571, pp. 3851–3863. DOI: 10.1364/ome.8.003851.
- [10] George Mourgias-Alexandris et al. “An all-optical neuron with sigmoid activation function.” In: *Optics Express* 27.7 (Apr. 2019). DOI: 10.1364/oe.27.009620MAG ID: 2923894441, pp. 9620–9630. DOI: 10.1364/oe.27.009620.
- [11] Ying Zuo et al. “All-optical neural network with nonlinear activation functions”. en. In: *Optica* 6.9 (Sept. 2019), p. 1132. ISSN: 2334-2536. DOI: 10.1364/OPTICA.6.001132.
- [12] Tyler W Hughes et al. “Training of photonic neural networks through in situ backpropagation and gradient measurement”. In: *Optica* 5.7 (2018), pp. 864–871.
- [13] Xing Lin et al. “All-optical machine learning using diffractive deep neural networks”. In: *Science* 361.6406 (Sept. 2018), pp. 1004–1008. DOI: 10.1126/science.aat8084.
- [14] Yichen Shen et al. “Deep learning with coherent nanophotonic circuits”. en. In: *Nature Photonics* 11.77 (July 2017), pp. 441–446. ISSN: 1749-4893. DOI: 10.1038/nphoton.2017.93.
- [15] Johannes Feldmann et al. “Parallel convolutional processing using an integrated photonic tensor core”. In: *Nature* 589.7840 (2021), pp. 52–58.
- [16] Xingyuan Xu et al. “11 TOPS photonic convolutional accelerator for optical neural networks”. In: *Nature* 589.7840 (2021), pp. 44–51.
- [17] Zaijun Chen et al. “Deep learning with coherent VCSEL neural networks”. In: *Nature Photonics* 17.8 (2023), pp. 723–730.
- [18] Che Liu et al. “A programmable diffractive deep neural network based on a digital-coding metasurface array”. In: *Nature Electronics* 5.2 (2022), pp. 113–122.
- [19] Farshid Ashtiani, Alexander J Geers, and Firooz Aflatouni. “An on-chip photonic deep neural network for image classification”. In: *Nature* 606.7914 (2022), pp. 501–506.
- [20] Demetri Psaltis et al. “Holography in artificial neural networks”. In: *Nature* 343.6256 (1990), pp. 325–330.
- [21] Johannes Feldmann et al. “All-optical spiking neurosynaptic networks with self-learning capabilities”. In: *Nature* 569.7755 (2019), pp. 208–214.
- [22] Yitong Chen et al. “All-analog photoelectronic chip for high-speed vision tasks”. In: *Nature* (2023), pp. 1–10.
- [23] Hatice Altug et al. “Advances and applications of nanophotonic biosensors”. en. In: *Nature Nanotechnology* 17.11 (Jan. 2022), pp. 5–16. ISSN: 1748-3395. DOI: 10.1038/s41565-021-01045-5.
- [24] Kan Yao and Yuebing Zheng. *Nanophotonics and machine learning: concepts, fundamentals, and applications*. eng. Springer series in optical sciences. Cham: Springer, 2023. ISBN: 978-3-031-20472-2. DOI: 10.1007/978-3-031-20473-9.
- [25] Tianyu Wang et al. “An optical neural network using less than 1 photon per multiplication”. en. In: *Nature Communications* 13.11 (Jan. 2022), p. 123. ISSN: 2041-1723. DOI: 10.1038/s41467-021-27774-8.

- [26] Xingyuan Xu et al. "11 TOPS photonic convolutional accelerator for optical neural networks." In: *Nature* 589.7840 (2021). DOI: 10.1038/s41586-020-03063-0MAG ID: 3118265437PMID: 33408378, pp. 44–51. DOI: 10.1038/s41586-020-03063-0.
- [27] Bo Wu et al. "Low-threshold all-optical nonlinear activation function based on Ge/Si hybrid structure in microring resonator". In: *Optical Materials Express* (Feb. 2022). DOI: 10.1364/ome.447330MAG ID: 4210275959. DOI: 10.1364/ome.447330.
- [28] Rubab Amin et al. "0.52 V mm ITO-based Mach-Zehnder modulator in silicon photonics". In: *Appl Photonics* 3.12 (2018).
- [29] Shuming Jiao et al. "All-optical logic gate computing for high-speed parallel information processing". en. In: *Opto-Electronic Science* 1.9 (Sept. 2022), pp. 220010–22. ISSN: 2097-0382. DOI: 10.29026/oes.2022.220010.
- [30] Hongyu Hu, Xiang Zhang, and Shuai Zhao. "High-speed all-optical logic gate using QD-SOA and its application". In: *Cogent Physics* 4.1 (Jan. 2017). Ed. by Lifu Zhang, p. 1388156. ISSN: null. DOI: 10.1080/23311940.2017.1388156.
- [31] Joo-Youp Kim et al. "All-Optical Multiple Logic Gates With XOR, NOR, OR, and NAND Functions Using Parallel SOA-MZI Structures: Theory and Experiment". EN. In: *Journal of Lightwave Technology* 24.9 (Sept. 2006), p. 3392.
- [32] Renjie Li et al. "Deep reinforcement learning empowers automated inverse design and optimization of photonic crystals for nanoscale laser cavities". In: *Nanophotonics* 12.2 (2023), pp. 319–334.
- [33] Che Liu et al. "A programmable diffractive deep neural network based on a digital-coding metasurface array". en. In: *Nature Electronics* 5.22 (Feb. 2022), pp. 113–122. ISSN: 2520-1131. DOI: 10.1038/s41928-022-00719-9.
- [34] Xuhao Luo et al. "Metasurface-enabled on-chip multiplexed diffractive neural networks in the visible". en. In: *Light: Science & Applications* 11.11 (May 2022), p. 158. ISSN: 2047-7538. DOI: 10.1038/s41377-022-00844-2.
- [35] Dawn TH Tan. "Topological silicon photonics". In: *Advanced Photonics Research* 2.9 (2021), p. 2100010.
- [36] Guo-Jing Tang et al. "Topological Photonic Crystals: Physics, Designs, and Applications". en. In: *Laser & Photonics Reviews* 16.4 (2022), p. 2100300. ISSN: 1863-8899. DOI: 10.1002/lpor.202100300.
- [37] Hongwei Wang et al. "Asymmetric Topological Valley Edge States on Silicon-On-Insulator Platform". en. In: *Laser & Photonics Reviews* 16.6 (2022), p. 2100631. ISSN: 1863-8899. DOI: 10.1002/lpor.202100631.
- [38] Hongwei Wang et al. "Ultracompact topological photonic switch based on valley-vortex-enhanced high-efficiency phase shift". en. In: *Light: Science & Applications* 11.11 (Oct. 2022), p. 292. ISSN: 2047-7538. DOI: 10.1038/s41377-022-00993-4.
- [39] Mohammed A Zidan, John Paul Strachan, and Wei D Lu. "The future of electronics based on memristive systems". In: *Nature electronics* 1.1 (2018), pp. 22–29.
- [40] Xiaohe Huang et al. "In-memory computing to break the memory wall". In: *Chinese Physics B* 29.7 (2020), p. 078504.
- [41] Shady Agwa and Themis Prodromakis. "Digital In-Memory Stochastic Computing Architecture for Vector-Matrix Multiplication". In: *Frontiers in Nanotechnology* 5 (), p. 1147396.
- [42] Charles E Leiserson et al. "There's plenty of room at the Top: What will drive computer performance after Moore's law?" In: *Science* 368.6495 (2020), eaam9744.
- [43] Nam Sung Kim et al. "Heterogeneous computing meets near-memory acceleration and high-level synthesis in the post-moore era". In: *IEEE Micro* 37.4 (2017), pp. 10–18.
- [44] Shuo Xue. "Overview of Computer Architecture Development Direction Breaking Through Von Neumann Architecture". In: *International Core Journal of Engineering* 7.8 (2021), pp. 330–334.
- [45] Mitchell A Nahmias et al. "Photonic multiply-accumulate operations for neural networks". In: *IEEE Journal of Selected Topics in Quantum Electronics* 26.1 (2019), pp. 1–18.
- [46] John Backus. "Can programming be liberated from the von Neumann style? A functional style and its algebra of programs". In: *Communications of the ACM* 21.8 (1978), pp. 613–641.
- [47] II Arikpo, FU Ogban, and IE Eteng. "Von neumann architecture and modern computers". In: *Global Journal of Mathematical Sciences* 6.2 (2007), pp. 97–103.
- [48] Onur Mutlu et al. "Processing data where it makes sense: Enabling in-memory computation". In: *Microprocessors and Microsystems* 67 (2019), pp. 28–41.
- [49] John Shalf. "The future of computing beyond Moore's Law". In: *Philosophical Transactions of the Royal Society A* 378.2166 (2020), p. 20190061.
- [50] Caidie Cheng et al. "In-memory computing with emerging nonvolatile memory devices". In: *Science China Information Sciences* 64 (2021), pp. 1–46.

- [51] Fahimeh Yazdanpanah et al. "Hybrid dataflow/von-Neumann architectures". In: *IEEE Transactions on Parallel and Distributed Systems* 25.6 (2013), pp. 1489–1509.
- [52] Mohamed Shaafiee, Rajasvaran Logeswaran, and Andrew Seddon. "Overcoming the limitations of von Neumann architecture in big data systems". In: *2017 7th International Conference on Cloud Computing, Data Science & Engineering-Confluence*. IEEE. 2017, pp. 199–203.
- [53] Tianyu Wang et al. "An optical neural network using less than 1 photon per multiplication". In: *Nature Communications* 13.1 (2022), p. 123.
- [54] Ryan Hamerly et al. "Large-scale optical neural networks based on photoelectric multiplication". In: *Physical Review X* 9.2 (2019), p. 021032.
- [55] Cristian Neagu. "Architectural exploration of Logic-in-Memory systems with DEXIMA-CAD". PhD thesis. Politecnico di Torino, 2023.
- [56] Carver Mead and Mohammed Ismail. *Analog VLSI implementation of neural systems*. Vol. 80. Springer Science & Business Media, 1989.
- [57] Wm A Wulf and Sally A McKee. "Hitting the memory wall: Implications of the obvious". In: *ACM SIGARCH computer architecture news* 23.1 (1995), pp. 20–24.
- [58] Mark Horowitz. "1.1 computing's energy problem (and what we can do about it)". In: *2014 IEEE international solid-state circuits conference digest of technical papers (ISSCC)*. IEEE. 2014, pp. 10–14.
- [59] Daniele Ielmini and H-S Philip Wong. "In-memory computing with resistive switching devices". In: *Nature electronics* 1.6 (2018), pp. 333–343.
- [60] Grigory Chirkov and David Wentzlaff. "Seizing the Bandwidth Scaling of On-Package Interconnect in a Post-Moore's Law World". In: *Proceedings of the 37th International Conference on Supercomputing*. 2023, pp. 410–422.
- [61] Thomas N. Theis and H.-S. Philip Wong. "The End of Moore's Law: A New Beginning for Information Technology". In: *Computing in Science & Engineering* 19.2 (2017), pp. 41–50. DOI: 10.1109/MCSE.2017.29.
- [62] Hassan N Khan, David A Hounshell, and Erica RH Fuchs. "Science and research policy at the end of Moore's law". In: *Nature Electronics* 1.1 (2018), pp. 14–21.
- [63] Laszlo B Kish. "End of Moore's law: thermal (noise) death of integration in micro and nano electronics". In: *Physics Letters A* 305.3 (2002), pp. 144–149. ISSN: 0375-9601. DOI: [https://doi.org/10.1016/S0375-9601\(02\)01365-8](https://doi.org/10.1016/S0375-9601(02)01365-8). URL: <https://www.sciencedirect.com/science/article/pii/S0375960102013658>.
- [64] Tommaso Zanotti, Francesco Maria Puglisi, and Paolo Pavan. "Smart logic-in-memory architecture for low-power non-von neumann computing". In: *IEEE Journal of the Electron Devices Society* 8 (2020), pp. 757–764.
- [65] Sally A McKee. "Reflections on the memory wall". In: *Proceedings of the 1st conference on Computing frontiers*. 2004, p. 162.
- [66] Ashley Saulsbury, Fong Pong, and Andreas Nowatzky. "Missing the memory wall: The case for processor/memory integration". In: *ACM SIGARCH Computer Architecture News* 24.2 (1996), pp. 90–101.
- [67] Stephen M Goodnick and Jonathan Bird. "Quantum-effect and single-electron devices". In: *IEEE Transactions on Nanotechnology* 2.4 (2003), pp. 368–385.
- [68] B Gopi et al. "The Identification of quantum effects in electronic devices based on charge transfer magnetic field model". In: *NeuroQuantology* 20.8 (2022), pp. 5999–6010.
- [69] Xinjiang Zhang et al. "Neuromorphic computing with memristor crossbar". In: *physica status solidi (a)* 215.13 (2018), p. 1700875.
- [70] Ning Qiao et al. "A reconfigurable on-line learning spiking neuromorphic processor comprising 256 neurons and 128K synapses". In: *Frontiers in neuroscience* 9 (2015), p. 141.
- [71] Ben Varkey Benjamin et al. "Neurogrid: A mixed-analog-digital multichip system for large-scale neural simulations". In: *Proceedings of the IEEE* 102.5 (2014), pp. 699–716.
- [72] Shankar Ganesh Ramasubramanian et al. "SPINDLE: SPINtronic deep learning engine for large-scale neuromorphic computing". In: *Proceedings of the 2014 international symposium on Low power electronics and design*. 2014, pp. 15–20.
- [73] Ethan Farquhar, Christal Gordon, and Paul Hasler. "A field programmable neural array". In: *2006 IEEE international symposium on circuits and systems*. IEEE. 2006, 4–pp.
- [74] Andreas Gr"ubel et al. "Verification and design methods for the brainscales neuromorphic hardware system". In: *Journal of Signal Processing Systems* 92 (2020), pp. 1277–1292.
- [75] Duygu Kuzum, Shimeng Yu, and H-S Philip Wong. "Synaptic electronics: materials, devices and applications". In: *Nanotechnology* 24.38 (Sept. 2013), p. 382001. DOI: 10.1088/0957-4484/24/38/382001. URL: <https://dx.doi.org/10.1088/0957-4484/24/38/382001>.

- [76] Charles Scott Sherrington. “The integrative action of the nervous system”. In: *Scientific and Medical Knowledge Production, 1796-1918*. Routledge, 2023, pp. 217–253.
- [77] Eric R Kandel et al. *Principles of neural science*. Vol. 4. McGraw-hill New York, 2000.
- [78] Carver Mead. “Neuromorphic electronic systems”. In: *Proceedings of the IEEE* 78.10 (1990), pp. 1629–1636.
- [79] Steve B Furber et al. “The spinnaker project”. In: *Proceedings of the IEEE* 102.5 (2014), pp. 652–665.
- [80] Karlheinz Meier. *Fast Analog Computing with Emergent Transient States in Neural Architectures, Integrated project proposal*. Tech. rep. FP6-2004-IST-FET Proactive, Part B. Kirchhoff Institut für Physik, Ruprecht . . . , 2004.
- [81] Todd Hylton. “Systems of neuromorphic adaptive plastic scalable electronics”. In: *DARPA SYNAPSE Bidder’s Workshop and Teaming Meeting*. 2008.
- [82] Qiangfei Xia et al. “Memristor- CMOS hybrid integrated circuits for reconfigurable logic”. In: *Nano letters* 9.10 (2009), pp. 3640–3645.
- [83] Andy Thomas et al. “Tunnel junction based memristors as artificial synapses”. In: *Frontiers in neuro-science* 9 (2015), p. 241.
- [84] John L Henning. “SPEC CPU2000: Measuring CPU performance in the new millennium”. In: *Computer* 33.7 (2000), pp. 28–35.
- [85] Mike Davies et al. “Loihi: A neuromorphic manycore processor with on-chip learning”. In: *Ieee Micro* 38.1 (2018), pp. 82–99.
- [86] Shuiying Xiang et al. “Numerical implementation of wavelength-dependent photonic spike timing dependent plasticity based on VCSOA”. In: *IEEE Journal of Quantum Electronics* 54.6 (2018), pp. 1–7.
- [87] Simon B Laughlin and Terrence J Sejnowski. “Communication in neuronal networks”. In: *Science* 301.5641 (2003), pp. 1870–1874.
- [88] Eustace Painkras et al. “SpiNNaker: A 1-W 18-core system-on-chip for massively-parallel neural network simulation”. In: *IEEE Journal of Solid-State Circuits* 48.8 (2013), pp. 1943–1953.
- [89] Luis El Srouji et al. “Photonic and optoelectronic neuromorphic computing”. In: *APL Photonics* 7.5 (2022).
- [90] Ali Borji and Laurent Itti. “Human vs. computer in scene and object recognition”. In: *Proceedings of the IEEE conference on computer vision and pattern recognition*. 2014, pp. 113–120.
- [91] Sylvain Gelly et al. “The grand challenge of computer Go: Monte Carlo tree search and extensions”. In: *Communications of the ACM* 55.3 (2012), pp. 106–113.
- [92] Chong Li et al. “The challenges of modern computing and new opportunities for optics”. In: *PhotonIX* 2.1 (2021), pp. 1–31.
- [93] Jean MacMillan, Elliot E Entin, and Daniel Serfaty. “Communication overhead: The hidden cost of team cognition.” In: (2004).
- [94] Danijela Marković et al. “Physics for neuromorphic computing”. In: *Nature Reviews Physics* 2.9 (2020), pp. 499–510.
- [95] Seongsik Park et al. “T2FSNN: Deep spiking neural networks with time-to-first-spike coding”. In: *2020 57th ACM/IEEE Design Automation Conference (DAC)*. IEEE. 2020, pp. 1–6.
- [96] Catherine D Schuman et al. “Low size, weight, and power neuromorphic computing to improve combustion engine efficiency”. In: *2020 11th International Green and Sustainable Computing Workshops (IGSC)*. IEEE. 2020, pp. 1–8.
- [97] Miao Hu et al. “Memristor crossbar-based neuromorphic computing system: A case study”. In: *IEEE transactions on neural networks and learning systems* 25.10 (2014), pp. 1864–1878.
- [98] Yi-Fan Lu et al. “Low-power artificial neurons based on Ag/TiN/HfAlOx/Pt threshold switching memristor for neuromorphic computing”. In: *IEEE Electron Device Letters* 41.8 (2020), pp. 1245–1248.
- [99] Tae Sung Lee and Changwan Choi. “Improved analog switching characteristics of Ta2O5-based memristor using indium tin oxide buffer layer for neuromorphic computing”. In: *Nanotechnology* 33.24 (2022), p. 245202.
- [100] Minghao Yan et al. “Distributed slide: Enabling training large neural networks on low bandwidth and simple cpu-clusters via model parallelism and sparsity”. In: *arXiv preprint arXiv:2201.12667* (2022).
- [101] Hsing-bung Chen and Song Fu. “Parallel erasure coding: exploring task parallelism in erasure coding for enhanced bandwidth and energy efficiency”. In: *2016 IEEE International Conference on Networking, Architecture and Storage (NAS)*. IEEE. 2016, pp. 1–4.
- [102] Dingbang Liu, Hao Yu, and Yang Chai. “Low-power computing with neuromorphic engineering”. In: *Advanced Intelligent Systems* 3.2 (2021), p. 2000150.
- [103] Floris A Zwanenburg et al. “Silicon quantum electronics”. In: *Reviews of modern physics* 85.3 (2013), p. 961.
- [104] Liang Zhang et al. “Materials, processing and reliability of low temperature bonding in 3D chip stacking”. In: *Journal of Alloys and Compounds* 750 (2018), pp. 980–995.

- [105] Filip Ponulak and Andrzej Kasinski. “Introduction to spiking neural networks: Information processing, learning and applications.” In: *Acta neurobiologiae experimentalis* 71.4 (2011), pp. 409–433.
- [106] Taojie Zhou et al. “Continuous-wave quantum dot photonic crystal lasers grown on on-axis Si (001)”. In: *Nature communications* 11.1 (2020), p. 977.
- [107] Qianfan Xu et al. “Micrometre-scale silicon electro-optic modulator”. In: *nature* 435.7040 (2005), pp. 325–327.
- [108] Fengnian Xia et al. “Ultrafast graphene photodetector”. In: *Nature nanotechnology* 4.12 (2009), pp. 839–843.
- [109] Massimo Cazzanelli et al. “Second-harmonic generation in silicon waveguides strained by silicon nitride”. In: *Nature materials* 11.2 (2012), pp. 148–154.
- [110] Renjie Li et al. “Deep learning-based modeling of photonic crystal nanocavities”. In: *Optical Materials Express* 11.7 (2021), pp. 2122–2133.
- [111] Muhammad Aamir Iqbal et al. “Nanophotonics: fundamentals, challenges, future prospects and applied applications”. In: (2021).
- [112] Renjie Li et al. “From English to PCSEL: LLM helps design and optimize photonic crystal surface emitting lasers”. 14 pages, 9 graphics. Aug. 2023. DOI: 10.48550/arXiv.2104.12145. URL: <https://hal.science/hal-04175312>.
- [113] Kazuyoshi Hirose et al. “Watt-class high-power, high-beam-quality photonic-crystal lasers”. In: *Nature photonics* 8.5 (2014), pp. 406–411.
- [114] Michael Kneissl et al. *Semiconductor nanophotonics: materials, models, and devices*. Vol. 194. Springer, 2020.
- [115] Motoichi Ohtsu et al. “Nanophotonics: design, fabrication, and operation of nanometric devices using optical near fields”. In: *IEEE Journal of Selected Topics in Quantum Electronics* 8.4 (2002), pp. 839–862.
- [116] Paras N Prasad. *Nanophotonics*. John Wiley & Sons, 2004.
- [117] Francesco Monticone and Andrea Alu. “Metamaterial, plasmonic and nanophotonic devices”. In: *Reports on Progress in Physics* 80.3 (2017), p. 036401.
- [118] Alina Karabchevsky et al. “On-chip nanophotonics and future challenges”. In: *Nanophotonics* 9.12 (2020), pp. 3733–3753.
- [119] Mihail C Roco et al. “Applications: nanophotonics and plasmonics”. In: *Nanotechnology Research Directions for Societal Needs in 2020: Retrospective and Outlook* (2011), pp. 417–444.
- [120] Ning Xi and King Lai. *Nano optoelectronic sensors and devices: nanophotonics from design to manufacturing*. William Andrew, 2011.
- [121] Motoichi Ohtsu et al. “Nanophotonics: application of dressed photons to novel photonic devices and systems”. In: *IEEE Journal of Selected Topics in Quantum Electronics* 14.6 (2008), pp. 1404–1417.
- [122] Daoxin Dai. “Silicon nanophotonic integrated devices for on-chip multiplexing and switching”. In: *Journal of Lightwave Technology* 35.4 (2016), pp. 572–587.
- [123] Parag B Deotare et al. “High quality factor photonic crystal nanobeam cavities”. In: *Applied Physics Letters* 94.12 (2009).
- [124] Jingwen Ma et al. “Room-temperature continuous-wave Dirac-vortex topological lasers on silicon”. In: arXiv:2106.13838 (June 2021). arXiv:2106.13838 [cond-mat, physics:physics]. DOI: 10.48550/arXiv.2106.13838. URL: <http://arxiv.org/abs/2106.13838>.
- [125] Biye Xie et al. “Higher-order quantum spin Hall effect in a photonic crystal”. In: *Nature communications* 11.1 (2020), p. 3768.
- [126] Mohd Sharizal Alias et al. “Review of nanophotonics approaches using nanostructures and nanofabrication for III-nitrides ultraviolet-photonic devices”. In: *Journal of Nanophotonics* 12.4 (2018), pp. 043508–043508.
- [127] Babak Momeni et al. “Silicon nanophotonic devices for integrated sensing”. In: *Journal of Nanophotonics* 3.1 (2009), p. 031001.
- [128] Lei Xu et al. “Scalable Networks of Neuromorphic Photonic Integrated Circuits”. In: *IEEE Journal of Selected Topics in Quantum Electronics* 28.6: High Density Integr. Multipurpose Photon. Circ. (2022), pp. 1–9.
- [129] Mohammadreza Sanadgol Nezami et al. “Packaging and interconnect considerations in neuromorphic photonic accelerators”. In: *IEEE Journal of Selected Topics in Quantum Electronics* 29.2: Optical Computing (2022), pp. 1–11.
- [130] Jonas Hansryd et al. “Fiber-based optical parametric amplifiers and their applications”. In: *IEEE Journal of Selected Topics in Quantum Electronics* 8.3 (2002), pp. 506–520.
- [131] Avinash Karanth Kodi and Ahmed Louri. “Energy-efficient and bandwidth-reconfigurable photonic networks for high-performance computing (HPC) systems”. In: *IEEE journal of selected topics in Quantum Electronics* 17.2 (2010), pp. 384–395.

- [132] Snaider Carrillo et al. “Scalable hierarchical network-on-chip architecture for spiking neural network hardware implementations”. In: *IEEE Transactions on Parallel and Distributed Systems* 24.12 (2012), pp. 2451–2461.
- [133] Miltiadis Moralis-Pegios et al. “Coherent photonic neuromorphic computing for high-speed deep learning applications”. In: *Optical Interconnects XXII*. Vol. 12007. SPIE. 2022, pp. 25–30.
- [134] George Dabos et al. “Neuromorphic photonic technologies and architectures: scaling opportunities and performance frontiers”. In: *Optical Materials Express* 12.6 (2022), pp. 2343–2367.
- [135] Mitchell A Nahmias et al. “Neuromorphic photonics”. In: *Optics and Photonics News* 29.1 (2018), pp. 34–41.
- [136] Roger Dangel et al. “Polymer waveguides enabling scalable low-loss adiabatic optical coupling for silicon photonics”. In: *IEEE Journal of selected topics in quantum electronics* 24.4 (2018), pp. 1–11.
- [137] Xian Xiao et al. “Silicon photonic Flex-LIONS for bandwidth-reconfigurable optical interconnects”. In: *IEEE Journal of Selected Topics in Quantum Electronics* 26.2 (2019), pp. 1–10.
- [138] Yu Zhang et al. “Scalable 3D silicon photonic electronic integrated circuits and their applications”. In: *IEEE Journal of Selected Topics in Quantum Electronics* 26.2 (2020), pp. 1–10.
- [139] Xuhan Guo et al. “Integrated neuromorphic photonics: synapses, neurons, and neural networks”. In: *Advanced Photonics Research* 2.6 (2021), p. 2000212.
- [140] Jeffrey M Shainline et al. “Superconducting optoelectronic circuits for neuromorphic computing”. In: *Physical Review Applied* 7.3 (2017), p. 034013.
- [141] Francky Catthoor et al. “Very large-scale neuromorphic systems for biological signal processing”. In: *CMOS Circuits for Biological Sensing and Processing* (2018), pp. 315–340.
- [142] Marc D Levenson, NS Viswanathan, and Robert A Simpson. “Improving resolution in photolithography with a phase-shifting mask”. In: *IEEE Transactions on electron devices* 29.12 (1982), pp. 1828–1836.
- [143] Arsenty Kaganskiy et al. “Advanced in-situ electron-beam lithography for deterministic nanophotonic device processing”. In: *Review of Scientific Instruments* 86.7 (2015).
- [144] Manuel Gschrey et al. “Resolution and alignment accuracy of low-temperature in situ electron beam lithography for nanophotonic device fabrication”. In: *Journal of Vacuum Science & Technology B* 33.2 (2015).
- [145] Jukka Viheriälä et al. “Nanoimprint lithography—Next generation nanopatterning methods for nanophotonics fabrication”. In: *Recent Optical and Photonic Technologies* (2010), pp. 275–298.
- [146] Hongbo Lan. “Soft UV Nanoimprint Lithography and Its Applications”. In: *Updates in Advanced Lithography*. Ed. by Sumio Hosaka. Rijeka: IntechOpen, 2013. Chap. 7. DOI: 10.5772/56186. URL: <https://doi.org/10.5772/56186>.
- [147] Selin HG Teo et al. “Deep reactive ion etching for pillar type nanophotonic crystal”. In: *International Journal of Nanoscience* 4.04 (2005), pp. 567–574.
- [148] Y Fainman et al. “Silicon nanophotonic devices for chip-scale optical communication applications”. In: *Applied Optics* 52.4 (2013), pp. 613–624.
- [149] Wolfgang Freude et al. “Design and fabrication of nanophotonic devices”. In: *Proceedings of 2004 6th International Conference on Transparent Optical Networks (IEEE Cat. No. 04EX804)*. Vol. 1. IEEE. 2004, pp. 4–9.
- [150] Shankar Kumar Selvaraja, Wim Bogaerts, and Dries Van Thourhout. “Loss reduction in silicon nanophotonic waveguide micro-bends through etch profile improvement”. In: *Optics Communications* 284.8 (2011), pp. 2141–2144.
- [151] Thomas Campbell et al. “Could 3D printing change the world”. In: *Technologies, Potential, and Implications of Additive Manufacturing, Atlantic Council, Washington, DC* 3 (2011), pp. 1–16.
- [152] Jeffrey E Melzer and Euan McLeod. “3D Nanophotonic device fabrication using discrete components”. In: *Nanophotonics* 9.6 (2020), pp. 1373–1390.
- [153] Charles Roques-Carnes et al. “Toward 3D-printed inverse-designed metaoptics”. In: *ACS Photonics* 9.1 (2022), pp. 43–51.
- [154] Konstantin B Fritzler and V Ya Prinz. “3D printing methods for micro-and nanostructures”. In: *Physics-Uspekhi* 62.1 (2019), p. 54.
- [155] Hoon Yeub Jeong et al. “3D and 4D printing for optics and metaphotonics”. In: *Nanophotonics* 9.5 (2020), pp. 1139–1160.
- [156] Jaeyeon Pyo et al. “3D printed nanophotonic waveguides”. In: *Advanced Optical Materials* 4.8 (2016), pp. 1190–1195.
- [157] Sasikanth Manipatruni et al. “Scalable energy-efficient magnetoelectric spin–orbit logic”. In: *Nature* 565.7737 (2019), pp. 35–42.
- [158] Zheng Wang et al. “Observation of unidirectional backscattering-immune topological electromagnetic states”. en. In: *Nature* 461.72657265 (Oct. 2009), pp. 772–775. ISSN: 1476-4687. DOI: 10.1038/nature08293.

- [159] TJ Zhou et al. “Monolithically Integrated Ultralow Threshold Topological Corner State Nanolasers on Silicon”. In: *ACS PHOTONICS* 9.12 (Dec. 2022), pp. 3824–3830. ISSN: 2330-4022. DOI: 10.1021/acsp Photonics.2c00711.
- [160] Zeng-Kai Shao et al. “A high-performance topological bulk laser based on band-inversion-induced reflection”. en. In: *Nature Nanotechnology* 15.11 (Jan. 2020), pp. 67–72. ISSN: 1748-3395. DOI: 10.1038/s41565-019-0584-x.
- [161] Tzuhsuan Ma and Gennady Shvets. “All-Si valley-Hall photonic topological insulator”. en. In: *New Journal of Physics* 18.2 (Feb. 2016), p. 025012. ISSN: 1367-2630. DOI: 10.1088/1367-2630/18/2/025012.
- [162] Xiaomei Gao et al. “Dirac-vortex topological cavities”. en. In: *Nature Nanotechnology* 15.1212 (Dec. 2020), pp. 1012–1018. ISSN: 1748-3395. DOI: 10.1038/s41565-020-0773-7.
- [163] Weixuan Zhang et al. “Low-threshold topological nanolasers based on the second-order corner state”. en. In: *Light: Science & Applications* 9.11 (June 2020), p. 109. ISSN: 2047-7538. DOI: 10.1038/s41377-020-00352-1.
- [164] Mikhail I. Shalaev et al. “Robust topologically protected transport in photonic crystals at telecommunication wavelengths”. en. In: *Nature Nanotechnology* 14.11 (Jan. 2019), pp. 31–34. ISSN: 1748-3395. DOI: 10.1038/s41565-018-0297-6.
- [165] Guillermo Arregui et al. “Quantifying the Robustness of Topological Slow Light”. en. In: *Physical Review Letters* 126.2 (Jan. 2021), p. 027403. ISSN: 0031-9007, 1079-7114. DOI: 10.1103/PhysRevLett.126.027403.
- [166] Lu He et al. “Topologically protected vector edge states and polarization beam splitter by all-dielectric valley photonic crystal slabs”. en. In: *New Journal of Physics* 23.9 (Sept. 2021), p. 093026. ISSN: 1367-2630. DOI: 10.1088/1367-2630/ac20eb.
- [167] Xin-Tao He et al. “A silicon-on-insulator slab for topological valley transport”. en. In: *Nature Communications* 10.11 (Feb. 2019), p. 872. ISSN: 2041-1723. DOI: 10.1038/s41467-019-08881-z.
- [168] Babak Bahari et al. “Nonreciprocal lasing in topological cavities of arbitrary geometries”. In: *Science* 358.6363 (Nov. 2017), pp. 636–640. DOI: 10.1126/science.aao4551.
- [169] Lechen Yang et al. “Topological-cavity surface-emitting laser”. en. In: *Nature Photonics* 16.44 (Apr. 2022), pp. 279–283. ISSN: 1749-4893. DOI: 10.1038/s41566-022-00972-6.
- [170] Song Han et al. “Photonic Majorana quantum cascade laser with polarization-winding emission”. en. In: *Nature Communications* 14.1 (Feb. 2023), p. 707. ISSN: 2041-1723. DOI: 10.1038/s41467-023-36418-y.
- [171] Yongquan Zeng et al. “Electrically pumped topological laser with valley edge modes”. en. In: *Nature* 578.77947794 (Feb. 2020), pp. 246–250. ISSN: 1476-4687. DOI: 10.1038/s41586-020-1981-x.
- [172] Masahiro Yoshida et al. “Double-lattice photonic-crystal resonators enabling high-brightness semiconductor lasers with symmetric narrow-divergence beams”. In: *Nature materials* 18.2 (2019), pp. 121–128.
- [173] Susumu Noda et al. “Photonic-crystal surface-emitting lasers: Review and introduction of modulated-photonic crystals”. In: *IEEE Journal of Selected Topics in Quantum Electronics* 23.6 (2017), pp. 1–7.
- [174] Qimin Quan, Parag B Deotare, and Marko Loncar. “Photonic crystal nanobeam cavity strongly coupled to the feeding waveguide”. In: *Applied Physics Letters* 96.20 (2010), p. 203102.
- [175] Connie J Chang-Hasnain. “Tunable vcsel”. In: *IEEE Journal of Selected Topics in Quantum Electronics* 6.6 (2000), pp. 978–987.
- [176] Simon M Sze, Yiming Li, and Kwok K Ng. *Physics of semiconductor devices*. John Wiley & sons, 2021.
- [177] Shobhit Srivastava and Abhishek Acharya. “11 Challenges and future scope of gate-all-around (GAA) transistors”. In: *Device Circuit Co-Design Issues in FETs* (2023), p. 231.
- [178] Carlos Errando-Herranz et al. “MEMS for photonic integrated circuits”. In: *IEEE Journal of Selected Topics in Quantum Electronics* 26.2 (2019), pp. 1–16.
- [179] Juan Manuel Peña Fernández. “Error detection and diagnosis for system-on-chip in space applications”. PhD thesis. Universidad Carlos III de Madrid, 2022.
- [180] Wendi Zhou. “Fabrication and characterization of gallium nitride high electron mobility transistors”. In: (2013).
- [181] Jie Hu et al. “A review on metasurface: from principle to smart metadevices”. In: *Frontiers in Physics* 8 (2021), p. 586087.
- [182] Dong Zhao et al. “Recent advances in ultraviolet nanophotonics: from plasmonics and metamaterials to metasurfaces”. In: *Nanophotonics* 10.9 (2021), pp. 2283–2308.
- [183] Patrick Girard et al. “A survey of test and reliability solutions for magnetic random access memories”. In: *Proceedings of the IEEE* 109.2 (2020), pp. 149–169.

- [184] Emanuele Pelucchi et al. “The potential and global outlook of integrated photonics for quantum technologies”. In: *Nature Reviews Physics* 4.3 (2022), pp. 194–208.
- [185] Arne Laucht et al. “Roadmap on quantum nanotechnologies”. In: *Nanotechnology* 32.16 (2021), p. 162003.
- [186] Pimal Khanpara and Sudeep Tanwar. “Additive manufacturing: concepts and technologies”. In: *A Roadmap to Industry 4.0: Smart Production, Sharp Business and Sustainable Development* (2020), pp. 171–185.
- [187] Mehrshad Mehrpouya et al. “The potential of additive manufacturing in the smart factory industrial 4.0: A review”. In: *Applied Sciences* 9.18 (2019), p. 3865.
- [188] Krithika Dhananjay et al. “Monolithic 3D Integrated circuits: Recent trends and future prospects”. In: *IEEE Transactions on Circuits and Systems II: Express Briefs* 68.3 (2021), pp. 837–843.
- [189] Shuye Zhang et al. “Recent Prospectives and Challenges of 3D Heterogeneous Integration”. In: *e-Prime-Advances in Electrical Engineering, Electronics and Energy* (2022), p. 100052.
- [190] Zhiwen Chen et al. “Challenges and prospects for advanced packaging”. In: *Fundamental Research* (2023).
- [191] Panagiotis Chaourani. “Sequential 3D Integration-Design Methodologies and Circuit Techniques”. PhD thesis. KTH Royal Institute of Technology, 2019.
- [192] Weixin Chen, Baoyuan Wu, and Haoqian Wang. “Effective backdoor defense by exploiting sensitivity of poisoned samples”. In: *Advances in Neural Information Processing Systems* 35 (2022), pp. 9727–9737.