

OVM, Outcome-supervised Value Models for Planning in Mathematical Reasoning

Fei Yu^{1,2}, Anningzhe Gao², Benyou Wang^{1,2}

The Chinese University of Hong Kong, Shenzhen, China

Shenzhen Research Institute of Big Data

222043013@link.cuhk.edu.cn, gaoanningzhe@sribd.cn, wangbenyou@cuhk.edu.cn

<https://github.com/FreedomIntelligence/OVM>

Abstract

Large language models (LLMs) often struggle with maintaining accuracy throughout multiple reasoning steps, especially in mathematical reasoning where an error in earlier steps can propagate to subsequent ones and it ultimately leading to an incorrect answer. To reduce error propagation, guided decoding is employed to direct the LM decoding on a step-by-step basis. We argue that in guided decoding, assessing the potential of an incomplete reasoning path can be more advantageous than simply ensuring per-step correctness, as the former approach leads towards a correct final answer. This transforms the task into a *value estimation* problem in planning.

Inspired by the findings that *outcome supervision for guided decoding essentially acts as a value model*, we propose Outcome-supervised Value Model (OVM) that employs outcome supervision for training a value model, which prioritizes steps that lead to accurate conclusions. Furthermore, the OVM eliminates the need for labor-intensive annotations of step-level correctness, thereby significantly enhancing its scalability. Our experiments on two multi-step mathematical reasoning datasets, GSM8K and Game of 24, demonstrate the superior performance of the OVM model. Notably, in GSM8K, our **OVM-7B model achieves state-of-the-art results among LLMs up to 13B parameters**; especially it does not utilize GPT-4 or code execution. These findings offer a novel perspective on the role of outcome supervision in training value models for multi-step reasoning tasks and provide theoretical justification for its advantage in value estimation for guided decoding.

1 Introduction

Multi-step reasoning problems are challenging for even large language models (LLMs) (Creswell et al., 2023; Press et al., 2022; Wei et al., 2022). Chain of Thought (CoT) outputs a series of intermediate reasoning steps before the final answer,

which significantly improves the performance (Wei et al., 2022; Suzgun et al., 2023).

Verifying complete solutions Recent studies (Cobbe et al., 2021, Uesato et al., 2022, Lightman et al., 2023) have focused on training a verifier, also referred to as a ‘*reward model*’, to verify the correctness of a complete solution among various candidates (Cobbe et al., 2021). This training generally involves two types of supervision for training: *outcome supervision* and *process supervision*. Recent research has demonstrated a clear advantage of *process supervision* over *outcome supervision* for training reward models in terms of verifying complete reasoning paths (Lightman et al., 2023).

Guided decoding during intermediate steps

However, errors often happen during the decoding of intermediate steps, leading to subsequent inaccuracies due to *error propagation*. For instance, GPT-4 often struggles with the initial step in the Game of 24, yet it can solve the task with multiple attempts (Yao et al., 2023). To this end, guiding language decoding with step-level evaluation has been proposed (Xie et al., 2023; Khalifa et al., 2023; Yao et al., 2023). Paralleling the concepts of *rewards* and *values* in reinforcement learning, the criteria for step-level evaluation could be either future-agnostic (Xie et al., 2023) or future-oriented (Yao et al., 2023); the latter (i.e., value models) seems better as it has a longer-horizon perspective.

Value-based guided decoding. In line with value-based guided decoding that considers the potential of the possible future-generated solutions, the challenge lies in value estimation. Previous research primarily achieved this through extensive lookahead sampling or simulation to estimate the long-term returns (Hao et al., 2023; Zhu et al., 2023; Yao et al., 2023); this introduces an additional decoding cost during the inference of an LLM. An alternative method is to train a value model that enables value estimation during inference without the need for simulation. Inspired by

the findings that *outcome supervision for guided decoding essentially acts as a value model*, as found in this paper, we propose the use of outcome supervision to train a value model for value estimation without simulation during inference, called **OVM**.

Experiments are conducted on two popular multi-step mathematical reasoning datasets – GSM8K (Cobbe et al., 2021) and Game of 24 (Yao et al., 2023). In GSM8K, our OVM-7B model obtains state-of-the-art performance among models with up to 13B parameters, attaining a 84.7% accuracy without resorting to supplementary datasets, GPT-4, or executing programs. In Game of 24, OVM-7B reaches 78.7% success rate with merely 20 nodes visited per step, in stark contrast to its 11% greedy success rate and 11.7% with majority voting over 100 reasoning paths. Furthermore, we demonstrate that our method attains competitive, and often superior, performance using fewer sampled reasoning paths compared to complete path verification, on both GSM8K and Game of 24. This indicates the effectiveness of OVM in value estimation as a future-oriented evaluation.

In summary, our contributions are three-fold. (1) **An in-depth analysis on guided decoding:** we extend the previous discussion on outcome supervision and process supervision to the realm of guided decoding. We theoretically prove that *outcome supervision for guided decoding is secretly a value model*. (2) **A novel approach of OVM:** we propose Outcome Value Models for guided decoding that emphasize the potential correctness of the final answer rather than focusing solely on the current (partial) path’s correctness. Importantly, OVM with *outcome supervision* does not need costly step-level annotations typically required by *process supervision*, making it more scalable. Moreover, it merely leverages the existing model and datasets without introducing external elements. (3) **Significance of OVM:** OVM (7B) achieves state-of-the-art results in GSM8K among LLMs up to 13B parameters, even outperforming those using additional data, GPT-4, or code execution.

2 Background

We give the problem definition of mathematical reasoning and guided decoding, as well as its dual paradigms (i.e., reward-based and value-based). The notations we used are summarized in Table 6.

2.1 Problem Definition

We first introduce the mathematical reasoning problem definition and then introduce our adopted paradigm.

Definition. A mathematical reasoning question q requires a sequence of steps to be addressed, whose solution path is $S = [s^1, \dots, s^m, a]$, where s^i represents the i -th step, m is the number of steps, and a is the final answer.

To alleviate the issue of potential error propagation from previous steps in a single solution chain, one approach is sampling multiple steps from the generator and filtering. This is called guided decoding, which incorporates a new evaluation criterion to select steps during model generation (Yao et al., 2023; Xie et al., 2023; Khalifa et al., 2023; Feng et al., 2023).

Guided decoding Guided decoding intervenes in the generation process with a new evaluation criterion, in contrast to vanilla sampling which is solely based on the Language Model (LM) probabilities. Specifically, for each step t , suppose the sampling size is K , the generator Φ produces a set of candidate paths $\mathbb{S}^{(1:t)} = \{S_k^{(1:t)}\}_{k=1}^K$ based on LM probabilities, where $S_k^{(1:t)} = [s_k^1, \dots, s_k^t]$ is the k -th partial path up to step t . Then, given an evaluation criterion $f(\cdot)$ that can score an incomplete path $S^{(1:t)}$, we select the top-scored paths with the beam size b ($b < K$ for pruning), from which the generation continues

$$\left\{ S_k^{(1:t)} \mid k \in \operatorname{argtop}_b f(S_k^{(1:t)}; q) \right\}_{k=1, \dots, K}$$

This approach is primarily characterized by two categories of guiding criteria: reward and value, which are two concepts in reinforcement learning (Sutton and Barto, 2018), see details in Section 2.2.

2.2 Reward-based and Value-based Guided Decoding

In this subsection, we introduce ‘reward’-based approaches and ‘value’-based approaches for mathematical reasoning in Sec. 2.2.1 and 2.2.2

2.2.1 Reward-based Guided Decoding

Reward-based approaches (Xie et al., 2023; Khalifa et al., 2023; Hao et al., 2023), focusing on the generated steps, assess the correctness of the current steps in mathematical reasoning, i.e. $p(S^{(1:t)} \text{ is correct} \mid q)$.

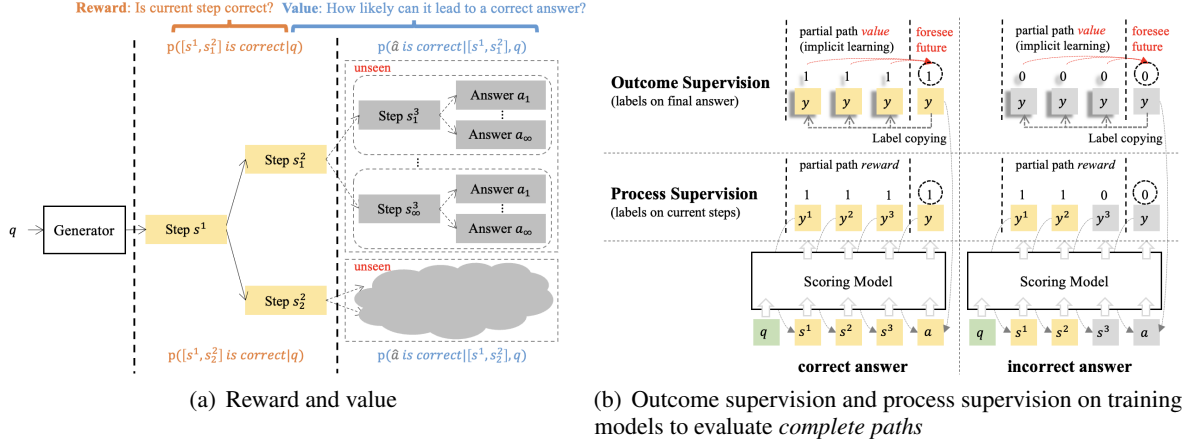


Figure 1: (a): When evaluating partial paths (here for the first two steps), reward focuses on the current states, while value focuses on the unseen future outcomes. (b): Given a question q and a solution path $[s^1, \dots, s^m, a]$, models are trained to predict path correctness (circled output scalar on the last token). Outcome supervision replicates the final answer’s correctness label across all steps (indicated by shaded labels), causing the model to implicitly learn to foresee the future, predicting values for partial paths. By contrast, process supervision details per-step correctness labels, causing the model to learn to predict step-level correctness, i.e. reward. Correct steps and answers are colored in yellow and incorrect ones in grey.

Outcome supervision vs. process supervision

In mathematical reasoning, reward models are well known in evaluating complete solution paths $p(S \text{ is correct} | q)$, also called “verifiers” (Cobbe et al., 2021; Uesato et al., 2022; Lightman et al., 2023; Li et al., 2022; Khalifa et al., 2023). There are two supervision strategies to train a verifier, distinguished by the granularity of the supervision signals, we refer to Appendix A for training details.

Outcome Supervision simply focuses on the correctness of the final answer, at a coarser granularity. The trained model is called Outcome Reward Model (ORM) (Cobbe et al., 2021; Uesato et al., 2022; Lightman et al., 2023).

Process Supervision offers more fine-grained, step-wise labels of the solution path, providing per-step correctness. The trained model is called Process Reward Model (PRM) (Uesato et al., 2022; Lightman et al., 2023; Li et al., 2023b).

Current research indicates that process supervision generally outperforms outcome supervision since the former adapts finer-grained supervision in *verifying complete paths* (Lightman et al., 2023). However, in guided decoding that *verifies incomplete paths*, typical reward models might overlook the current (incomplete) path’s future implications, which will be further discussed in Section 2.2.2.

2.2.2 Value-based Guided Decoding

Value-based approaches (Yao et al., 2023; Hao et al., 2023; Feng et al., 2023) estimate the expected

future *rewards* when starting from a given state (i.e. the current incomplete reasoning path), which is future-oriented. This is contrast to the definition of *rewards* that is determined only by the seen incomplete path and agnostic to the future path. As shown in Figure 1(a), reward models assess paths in a backward direction (e.g., the correctness of seen steps) while value models assess paths in a forward direction (e.g., the potential correctness the final path with additional future unseen steps and the answer \hat{a} ¹). Interestingly, we could term the *value-based guided decoding* as “*planning*” based on its nature of future orientation.

3 Outcome Supervised Value Models for Guided Decoding

3.1 Motivation

Challenge of training value models Unlike labels of reward models can be annotated manually on a given (incomplete) reasoning path, it is challenging to obtain ground truth of value models for each incomplete path during guided decoding. The reason is that it is computationally-heavy to calcu-

¹In reinforcement learning, value is defined as the expected cumulative reward it receives in the long run with a discount factor: $\sum_{j=1}^{m-t} \gamma^{j-1} R_{t+j}$. In our scenario, the discount factor is 1, all intermediate rewards $R_{t+1} R_{t+2} \dots R_{m-1}$ are 0, and the final reward R_m is 1 if the answer is correct otherwise 0. So the cumulative reward is either 1 or 0 dependent on the answer correctness. Therefore, the expected cumulative reward is exactly the probability of correct answers.

late the expected rewards among all possible future paths starting from the seen (incomplete) path, especially the number of resulted sequences grows exponentially w.r.t the length of reasoning paths.

Rationale behind outcome supervised guided decoding as a value model Therefore, the challenge in training value models lies in *estimating or labeling the value of observed reasoning paths*. Recalling the types of supervision – either outcome or process – it’s evident that process supervision is confined to paths already seen. However, outcome supervision appears to have the potential to assess the probable correctness of resulting final paths, starting from the current incomplete one. See this intuition in Figure 1(b). Intriguingly, upon theoretical examination, we discover that **outcome supervision for guided decoding essentially acts as a value model**, as detailed in Sec. 3.2. This revelation has inspired the adoption of outcome-supervised value models specifically tailored for guided decoding.²

3.2 Outcome Supervision Leads to a Value Model for Guided Decoding

We show theoretically that, given binary labels of individual samples, outcome supervision implicitly estimates the global labels, or value, of the intermediate steps during the optimization process.

Claim. *For an outcome-supervised model $f_{\theta}(\cdot)$ parameterized by the optimal parameter θ , its score of $S^{(1:t)}$ is the approximated probability of it reaching a correct answer, i.e.,*

$$f_{\theta}(S^{(1:t)}; q) = p(\hat{a} \text{ is correct} | S^{(1:t)}, q) \quad (1)$$

Proof. Suppose for each question q , we have the generator producing n solution paths $\{S_i\}_{i=1}^n$ with the corresponding answers $\{a_i\}_{i=1}^n$. The label y_i is 1 if a_i is correct otherwise 0. The mean squared error loss of outcome supervision is

$$l(S_i^{(1:t)}, y_i; q) = (f_{\theta}(S_i^{(1:t)}; q) - y_i)^2 \quad (2)$$

Given the training question set \mathcal{Q} , the overall objective is

$$L = \frac{1}{|\mathcal{Q}|} \sum_{q \in \mathcal{Q}} \frac{1}{n} \sum_{i=1}^n \sum_{t=1}^{m_i} (f_{\theta}(S_i^{(1:t)}; q) - y_i)^2 \quad (3)$$

²Feng et al. (2023) is a concurrent work with us for value model.

Denote $v_x^q = f_{\theta}(x; q)$, the partial derivation of v_x^q is

$$\nabla_{v_x^q} L = \frac{1}{|\mathcal{Q}|} \frac{1}{n} \sum_{i=1}^n \sum_{t=1}^{m_i} 2\Gamma(S_i^{(1:t)} = x)(v_x^q - y_i) \quad (4)$$

Set $\nabla_{v_x^q} L = 0$, we can see

$$v_x^q = \frac{\sum_{i=1}^n \sum_{t=1}^{m_i} \Gamma(S_i^{(1:t)} = x) y_i}{\sum_{i=1}^n \sum_{t=1}^{m_i} \Gamma(S_i^{(1:t)} = x)} \quad (5)$$

which is $p(\hat{a} \text{ is correct} | x, q)$, whose estimation’s precision depends on the sampling. Choose the model satisfying

$$f_{\theta}(x; q) = \frac{\sum_{i=1}^n \sum_{t=1}^{m_i} \Gamma(S_i^{(1:t)} = x) y_i}{\sum_{i=1}^n \sum_{t=1}^{m_i} \Gamma(S_i^{(1:t)} = x)} \quad (6)$$

for all $x \in \{S_i^{(1:t)}\}$ is the optimal solution minimizing the loss function. Hence the optimal solution satisfies

$$f_{\theta}(S^{(1:t)}; q) = p(\hat{a} \text{ is correct} | S^{(1:t)}, q) \quad (7)$$

□

Therefore,

$$f_{\theta}(S; q) = p(a \text{ is correct} | S; q) = \begin{cases} \text{reward} & \text{when } \overbrace{[s^1, \dots, s^t, \dots, s^m, a]}^S \text{ i.e. } a \text{ is seen} \\ \text{value} & \text{when } \overbrace{[s^1, \dots, s^t, \dots, s^m, a]}^S \text{ i.e. } a \text{ is unseen} \end{cases}$$

Intuitive Explanation This indirect method of probability estimation in outcome supervision simplifies the value model training process, which avoids the need for explicit step-level continual sampling and estimation for training labels. Instead, it leverages the binary correctness of individual samples as training labels, forcing the optimal solution to be the probability of being correct under mean square error, which is similar to the Monte Carlo method to estimate the expectation.

3.3 Rethinking Supervision for Guided Decoding: Outcome v.s. Process

With the above discussion, outcome supervision and process supervision can be different in the context of guided decoding. We claim that outcome supervision supersedes process supervision in this scenario for two reasons.

Outcome supervision is preferred due to its inherent future-guided orientation For guided decoding, intuitively we should adopt a forward-looking approach that prioritizes the final answer’s correctness over mere the current path’s. This favors value models over typical reward models. Thus, outcome supervision, leading to value models, is preferred to process supervision that results in reward models, for partial path evaluation.

Outcome supervision is labor-friendly without fine-grained annotations In terms of future orientation, rewards can be modified to introduce such aspects, e.g. “whether steps are correct and *helpful* to the correct answer”. We acknowledge that such reward adjustments are useful for planning. However, annotating rewards at the step level is labor-intensive. Furthermore, assessing steps’ contribution to final answers, beyond mere correctness, increases the labor demands of reward labeling. In contrast, outcome supervision only requires the final answer’s correctness.

4 Method

Building a training set for OVM Given a set of questions Q comprising N training questions, we initially query the generator to produce n solution paths $\mathbb{S} = \{S_1, \dots, S_n\}$ for each question $q \in Q$. This process yields $N \times n$ question-solution pairs. Subsequently, we determine the binary label for each question-solution pair by assessing the correctness of the final answer.

Training a value model with outcome supervision The value model is implemented by adding a linear layer with a single bias parameter after the generator’s final unembedding layer, separate from the generator [Cobbe et al., 2021](#). The training objective is to minimize the mean squared error between the predicted value, based on the question and solution, and the binary label.

For comparative purposes, we implemented reward models trained through process supervision.³ Detailed information can be found in [Appendix A](#).

Inference - beam search with guided decoding During inference, we employ a beam search strategy guided by the OVM. Unlike the conventional beam search, which relies on token-level probability, our method is steered by the estimated values at each step. The algorithm is detailed in [Algorithm 1](#).

³Process supervision is only used in comparison, not in OVM training.

Algorithm 1 Value-Guided Beam Search

```

1: Input: Question  $q$ , Beam size  $b$ , Sampled steps per state
    $K$ , Maximum step count  $T$ 
2: Output: Best solution sequence for  $q$ 
3: Model: Generator  $\Phi$  and OVM  $f$ 
4: procedure VALUEGUIDEDBEAMSEARCH( $q, b, K$ )
5:   Initialize step sequences  $\mathbb{S} \leftarrow \{\}$ 
6:   Sample initial steps  $\{s_1^1, \dots, s_K^1\}$ 
7:   Evaluate values  $\{v_1^1, \dots, v_K^1\}$  for each step
8:   Select top  $b$  valued steps and add to  $\mathbb{S}$ 
9:    $t \leftarrow 1$ 
10:  while sequences in  $\mathbb{S}$  are not complete and  $t < T$  do
11:     $\mathbb{S}_{\text{new}} \leftarrow \{\}$ 
12:     $\mathcal{V} \leftarrow \{\}$ 
13:    for each sequence  $S^{(1:t)}$  in  $\mathbb{S}$  do
14:      for  $i = 1$  to  $K/b$  do
15:         $S_i^{(1:t+1)} = \Phi(S^{(1:t)}; q)$ 
16:         $v_i^{(1:t+1)} = f(S_i^{(1:t+1)}; q)$ 
17:         $\mathbb{S}_{\text{new}} \leftarrow \mathbb{S}_{\text{new}} + S_i^{(1:t+1)}$ 
18:         $\mathcal{V} \leftarrow \mathcal{V} + v_i^{(1:t+1)}$ 
19:      end for
20:    end for
21:     $\mathbb{S}_{\text{new}} \leftarrow$  top  $b$  valued sequences from  $(\mathbb{S}_{\text{new}}, \mathcal{V})$ 
22:     $\mathbb{S} \leftarrow \mathbb{S}_{\text{new}}$ 
23:     $t \leftarrow t + 1$ 
24:  end while
25:  return sequence with highest final value in  $\mathbb{S}$ 
26: end procedure

```

5 Experiment Results

5.1 Experimental settings

Benchmarks We conduct experiments on two mathematical reasoning datasets, GSM8K ([Cobbe et al., 2021](#)) and Game of 24 ([Yao et al., 2023](#)).

Baselines We benchmark our method against leading models in GSM8K and the notable Tree-of-Thought in Game of 24 ([Yao et al., 2023](#)), as well as other guided decoding approaches. Additionally, we evaluate the efficacy of OVM planning against the vanilla sampling methods of our implemented generators, such as greedy search and post-processing of multiple solutions generated without guided decoding.

We conduct each inference experiment three times and present the average results along with their standard deviation. Given the variety of available beam sizes b for each sampling size K , we simplify the reporting by only showcasing the best results from all possible beam sizes.⁴ Detailed results for different beam sizes can be found in [Appendix D](#).

See the implementation details, including training and inference hyperparameters, in [Appendix B](#).

⁴For instance, the result for $K = 20$ is the best one among $b \in (1, 2, 4, 5, 10)$.

Table 1: Accuracy on GSM8K. In the third column, we mark models that use GPT for inference or are trained with GPT-generated data. Notably, we don’t rely on GPT, data augmentation, and code execution (execute the complete code block outputting the final answer). SC denotes ‘Self-Consistency’ and RM denotes ‘Reward Model’.

Model	Size	GPT-3.5/4	Data Augmentation	Accuracy
<i>Open-Source Models without Code Execution</i>				
MuggleMATH (Li et al., 2023a)	7B	✓	✓	68.4%
Arithmo-Mistral	7B	✓	✓	74.7%
MetaMath-Mistral (Yu et al., 2023)	7B	✓	✓	77.7%
MetaMath (Yu et al., 2023)	13B	✓	✓	71.0%
MuggleMATH (Li et al., 2023a)	13B	✓	✓	74.0%
RFT (Yuan et al., 2023)	70B			64.8%
WizardMath (Luo et al., 2023)	70B		✓	81.6%
MuggleMATH (Li et al., 2023a)	70B	✓	✓	82.3%
MetaMath (Yu et al., 2023)	70B	✓	✓	84.3%
Ours – OVM (Llama2-7B, K=100)	7B			73.7% ± 0.4%
Ours – OVM (Mistral-7B, K=100)	7B			84.7% ± 0.3%
<i>Open-Source Models with Code Execution</i>				
ToRA-Code (Gou et al., 2023)	7B	✓	✓	72.6%
ToRA-Code (Gou et al., 2023)	13B	✓	✓	75.8%
ToRA-Code (SC, K=50) (Gou et al., 2023)	34B	✓	✓	85.1%
ToRA (Gou et al., 2023)	70B	✓	✓	84.3%
ToRA (SC, K=50) (Gou et al., 2023)	70B	✓	✓	88.3%
<i>Closed-Source Models</i>				
PaLM (SC, K=32) (Huang et al., 2022)	540B			82.1%
DeepMind’s+RM Verification (K=96) (Uesato et al., 2022)	70B			87.3%
GPT-4 (Bubeck et al., 2023)	-	✓		87.1%
GPT-4 Code+Self-Verification (K=5) (Zhou et al., 2023)	-	✓		97.0%

5.2 Overall Performance

Benchmarking against current state-of-the-art approaches

The OVM performance in GSM8K and Game of 24 is detailed in Table 1 and Table 2, respectively. Notably, our Mistral-based 7B model surpasses all models under 70B in GSM8K. In the 7B category, excluding Mistral-based models, our Llama2-based 7B model achieves the highest performance. In the Game of 24, OVM planning significantly improves Llama2-7B’s accuracy, increasing its accuracy from 11% to a remarkable 78.7% with 20 sampled solution paths.

Table 2: Accuracy on Game of 24. GPT-4’s accuracy is from Yao et al. (2023), and K of ToT is estimated from Figure 3 in their paper.

	Accuracy
GPT-4 CoT	4.0%
GPT-4 SC (K=100)	9.0%
GPT-4 ToT (K=60)	74.0%
Fine-tuned Llama2-7B	11.0%
Fine-tuned Llama2-7B SC (K=100)	11.7% ± 1.3%
Ours – OVM (Llama2-7B, K=20)	78.7% ± 1.7%
Ours – OVM (Llama2-7B, K=100)	98.3% ± 1.2%

Benchmarking against guided decoding approaches

Table 3 shows that OVM excels over most guided decoding approaches, with the ex-

ception of the GPT-based method. Remarkably, OVM achieves comparable results to the GPT-based method despite its smaller size (7B compared to 175B) and fewer sampled paths ($K = 10$ versus $K = 80$). Significantly, OVM improves the previous value-based SOTA by 18 absolute percentage points (from 63.2% of CoRe to 81.2%), eliciting the power of value-based methods.

Benchmarking against vanilla sampling baselines

Table 4 shows OVM planning generally outperforms ORM post-selection with the same number of sampled paths. An exception occurs with Mistral-7B at K=100 in GSM8K, where the gap between OVM and ORM approaches appears to reach saturation. As shown in Figure 3, in both GSM8K and Game of 24, the accuracy improves with larger sampling sizes. The gap between ORM and OVM decreases as more paths are sampled.

Notably, training an OVM merely reuses existing models and datasets, generating training solutions and labels internally. This approach outperforms those needing extra resources like code execution or data augmentation. Moreover, its compatibility with these techniques suggests the potential for further improved performance when used together.

Table 3: Accuracy on GSM8K comparing with guided decoding approaches. ‘RM’ denotes ‘Reward Model’, and ‘VM’ denotes ‘Value Model’. ‘finetuned’ means the generator is tuned on the training dataset.

Model	Backbone	Setting	K	Type	Accuracy
<i>Reward-based</i>					
GRACE (Khalifa et al., 2023)	Llama-7B	finetuned	20	RM	30.9%
GRACE (Khalifa et al., 2023)	T5-770M	finetuned	20	RM	36.3%
SelfEval (Xie et al., 2023)	GPT3.5-Codex-175B	prompting	80	Prompting	85.5%
<i>Value-based</i>					
RAP (Hao et al., 2023)	Llama-33B	prompting	10	Simulation	51.6%
CoRe (Khalifa et al., 2023)	GPT-J-12B	finetuned	40	Simulation	63.2%
Feng et al. (2023)	Llama2-7B	finetuned	10	VM	52.2% ± 0.9%
Feng et al. (2023)	Llama2-7B	finetuned	50	Simulation+Aggregation	59.4%
Ours – OVM (Llama2-7B)	Llama2-7B	finetuned	10	VM	66.5% ± 0.2%
Ours – OVM (Mistral-7B)	Mistral-7B	finetuned	10	VM	81.2% ± 0.6%

Table 4: Accuracy on GSM8K and Game of 24. Results averaged over 3 runs are reported. K denotes sampling size.

Method		GSM8K		Game of 24	
		Llama2-7B	Mistral-7B	Llama2-7B	
Vanilla Sampling	Greedy	38.6%	58.4%	11%	
	SC	K=20	53.3% ± 0.3%	70.2% ± 0.7%	10.3% ± 1.7%
		K=100	57.4% ± 0.8%	72.6% ± 0.2%	11.7% ± 1.3%
	ORM	K=20	65.5% ± 0.7%	81.8% ± 0.2%	65.3% ± 5.3%
		K=100	71.9% ± 0.6%	84.7% ± 0.4%	95.3% ± 0.5%
	PRM	K=20	66.4% ± 0.5%	-	60.3% ± 4.2%
K=100		70.8% ± 0.7%	-	93.3% ± 0.9%	
Planning	OVM	K=20	69.0% ± 0.3%	82.6% ± 0.1%	78.7% ± 1.7%
		K=100	73.8% ± 0.4%	84.7% ± 0.3%	98.3% ± 1.2%

6 Analysis and Discussion

This section seeks to answer the following two Research Questions (RQs).

RQ 1. *Can OVM plan?*

RQ 2. *How is outcome supervision compared to process supervision for guided decoding?*

Evaluation with correct answer proportion To assess planning effectiveness, we analyze the proportion of sampled solution paths yielding correct answers in the final sampling stage, immediately preceding the final solution selection. This offers insights into guided decoding’s efficiency in steering towards correct answers.

6.1 RQ1: Can OVM plan?

We use “vanilla sampling” as the baseline for comparison, which relies on random solution sampling based solely on LM probabilities, without guiding.

OVM is an effective planner guiding to the correct answers The result is shown in Figure 3. Notably, in GSM8K, less than 35% of the generator’s randomly sampled solution paths are correct, and this proportion increases to over 65% with OVM

planning. Similarly, in the Game of 24, OVM planning significantly boosts the correct answer proportion from approximately just 10% in vanilla sampling to an impressive 80%. Additionally, in vanilla sampling, the proportion of correct solutions remains consistent across various sampling sizes. In contrast, OVM planning demonstrates improved benefits with increased sampling sizes, up to a point of saturation.

6.2 RQ2: How is outcome supervision compared to process supervision for guided decoding?

We further compare the performance of reward models, trained under process supervision⁵, with OVM in guiding decoding for GSM8K and Game of 24. Due to resource constraints, we only conducted the experiments on Llama2-7B.

We investigate both typical and modified future-oriented rewards in our study. The former rewards steps (i.e. labeled as 1) for logical correctness, while the latter rewards steps that are not only correct but also contribute to the correct final answer. We refer to the model trained with this enhanced

⁵The training datasets and hyperparameters for the reward models are identical to those of OVM

reward scheme as PRM-O, denoting its implicit consideration of future Outcomes. See the details for per-step correctness annotations in Appendix C.

Comparison in Game of 24 Figure 2 demonstrates the evolving trends across training epochs, illustrating that both OVM and PRM-O effectively guide towards correct answers, in contrast to PRM’s failure, highlighting the importance of anticipating outcomes.⁶ Notably, PRM-O shows faster convergence than OVM, but OVM eventually reaches a performance comparable to PRM-O. This indicates that outcome supervision, relying only on final answer correctness, may suffice for models to learn outcome evaluation, while more detailed step-level signals can accelerate this process.

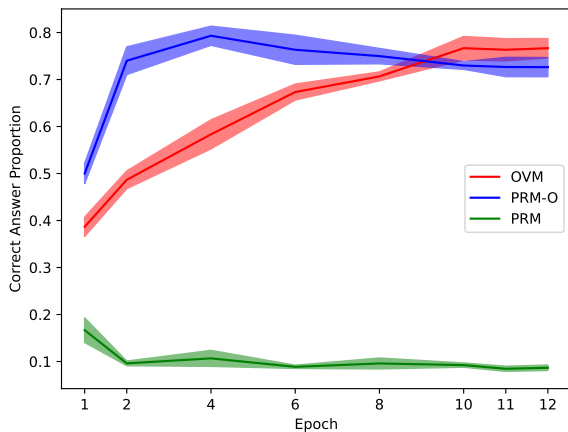


Figure 2: Comparison among OVM, PRM, and PRM-O in correct answer proportion in Game of 24 (K=20)

Comparison in GSM8K See the results in Table 5. PRM-O outperforms PRM, consistently favoring anticipating outcomes. However, OVM and PRM show similar performance levels. We analyze the reason behind OVM’s lack of superior performance over PRM as follows.

Table 5: Correct answer proportion in GSM8K in comparison among OVM, PRM, and PRM-O.

	K=20	K=100
OVM	65.8% ± 0.6%	68.9% ± 0.2%
PRM	65.9% ± 0.6%	69.1% ± 0.3%
PRM-O	67.4% ± 0.6%	70.4% ± 0.2%

Analysis of the difference between Game of 24 and GSM8K Distinct patterns emerge in comparing outcome supervision versus process super-

⁶Two more training epochs are conducted for better visualization.

vision across Game of 24 and GSM8K, likely due to data specificity and data efficiency.

Data specificity concerns how well “correctness” aligns with “helpfulness”. Our analysis shows a stark contrast in the consistency between PRM labels (logical correctness only) and PRM-O labels (emphasizing contribution to the correct answer) in Game of 24 and GSM8K, which are 56.9% and 98.6% respectively. This suggests that in Game of 24, logical correctness does not reliably predict answer success, making PRM vulnerable in such a scenario. Conversely, OVM/PRM-O, with its emphasis on the helpfulness towards the final answer, appears more robust. In GSM8K, where logically correct steps typically lead to correct outcomes (98.6% of cases), PRM is nearly as effective as OVM in finding correct answers.

Data efficiency considers the dataset size relative to task complexity. In scenarios like GSM8K, where the dataset is small for the task’s complexity, PRM/PRM-O might offer more efficiency through detailed step-by-step supervision. However, in simpler tasks with adequately large datasets, such as the Game of 24, while fine-grained supervision might speed up training, it doesn’t necessarily translate to better performance.

Overall, when considering both the performance and annotation costs (see the statistics in Appendix C.3), outcome supervision demonstrates superior utility across various settings: it reaches competitive and even better performance than process supervision, with significantly reduced demands on annotation efforts.

7 Related Works

Complete path verification in mathematical reasoning Mathematical reasoning presents significant challenges in arithmetic computation and complex, multi-step reasoning. The complexity of such tasks arises from the ease of making mistakes at each step, which can influence subsequent steps and final answers. In such scenarios, Verification has gained popularity as a means of improving accuracy by prioritizing the most plausible solutions among multiple alternatives (Shen et al., 2021; Cobbe et al., 2021; Weng et al., 2022; Zhou et al., 2023). A common implementation of verification involves training a specialized model to predict the correctness of complete solutions, which is called the verifier (Cobbe et al., 2021; Uesato et al., 2022; Li et al., 2022; Khalifa et al., 2023). In training

verifiers, a debate exists between outcome-based and process-based supervision, with recent trends favouring process supervision (Uesato et al., 2022; Lightman et al., 2023). In this paper, we explore the potential of outcome supervision in planning.

Guided decoding in multi-step problem solving

Compared to selecting from the completed paths, it is more efficient to guide the model decoding in the middle of the process to filter harmful or less helpful steps for multi-step problem-solving. There are mainly two types of evaluation criteria for intermediate steps: reward-based (past-oriented) and value-based (future-oriented). Reward-based methods assess the intermediate steps according to their correctness or other characteristics of the steps already taken (Khalifa et al., 2023; Hao et al., 2023; Xie et al., 2023). In contrast, value-based methods evaluate the intermediate steps based on the potential outcomes in the unseen future (Yao et al., 2023; Hao et al., 2023; Zhu et al., 2023; Feng et al., 2023). The previous value-based approaches evaluate the future potential through simulation, utilizing Monte Carlo Tree Search (Hao et al., 2023; Zhu et al., 2023). ToT simplifies the simulation process using heuristics aided by GPT-4 in the Game of 24 (Yao et al., 2023). However, creating heuristics for more complex and realistic mathematical datasets, such as GSM8K, poses significant challenges. In this paper, we explore developing a specialized model to predict values on the fly without complex simulation.

8 Conclusion

In conclusion, this paper presents a novel approach in verifying intermediate steps and guiding model generation. This is achieved through the introduction of the Outcome-based Value Model (OVM), which employs outcome supervision in training a value model for intermediate steps. Both theoretical and empirical evidence highlight the effectiveness of outcome supervision for value estimation in planning, offer a method that is more efficient and effective than process supervision, which results in a reward-based model. The OVM, requiring no costly step-level annotations and fewer sampled paths, demonstrates superior performance in complex multi-step reasoning tasks, as evidenced by its state-of-the-art results on GSM8K and impressive success rate improvement in the Game of 24.

Limitations

Guided decoding, while effective, introduces a limitation: it introduces an additional model to aid the generator decoding, which imposes a more substantial demand on memory resources and decelerates the inference process. This poses a significant challenge in some real-world applications where rapid response is crucial. Besides, our study does not delve into the costs associated with training a sufficiently accurate value model. While process supervision may enable the training of a reward model with a small dataset, outcome supervision could necessitate a considerably larger dataset for the effective training of a value model. This raises concerns about the scalability of such a system. Additionally, the generalization capability of the value model remains unexplored in our research. This omission leaves unanswered questions regarding the model’s adaptability and performance consistency across diverse or unforeseen scenarios.

Acknowledgement

This work is supported by the Shenzhen Science and Technology Program (JCYJ20220818103001002), Shenzhen Doctoral Startup Funding (RCBS20221008093330065), and Tianyuan Fund for Mathematics of National Natural Science Foundation of China (NSFC) (12326608).

References

- Sébastien Bubeck, Varun Chandrasekaran, Ronen Eldan, Johannes Gehrke, Eric Horvitz, Ece Kamar, Peter Lee, Yin Tat Lee, Yuanzhi Li, Scott M. Lundberg, Harsha Nori, Hamid Palangi, Marco Túlio Ribeiro, and Yi Zhang. 2023. [Sparks of artificial general intelligence: Early experiments with GPT-4](#). *CoRR*, abs/2303.12712.
- Karl Cobbe, Vineet Kosaraju, Mohammad Bavarian, Mark Chen, Heewoo Jun, Lukasz Kaiser, Matthias Plappert, Jerry Tworek, Jacob Hilton, Reiichiro Nakano, Christopher Hesse, and John Schulman. 2021. [Training verifiers to solve math word problems](#). *CoRR*, abs/2110.14168.
- Antonia Creswell, Murray Shanahan, and Irina Higgins. 2023. [Selection-inference: Exploiting large language models for interpretable logical reasoning](#). In *The Eleventh International Conference on Learning Representations, ICLR 2023, Kigali, Rwanda, May 1-5, 2023*. OpenReview.net.
- Tri Dao. 2023. [Flashattention-2: Faster attention with](#)

- better parallelism and work partitioning. *CoRR*, abs/2307.08691.
- Tri Dao, Daniel Y. Fu, Stefano Ermon, Atri Rudra, and Christopher Ré. 2022. **Flashattention: Fast and memory-efficient exact attention with io-awareness**. In *NeurIPS*.
- Xidong Feng, Ziyu Wan, Muning Wen, Ying Wen, Weinan Zhang, and Jun Wang. 2023. **Alphazero-like tree-search can guide large language model decoding and training**. *CoRR*, abs/2309.17179.
- Zhibin Gou, Zhihong Shao, Yeyun Gong, Yelong Shen, Yujie Yang, Minlie Huang, Nan Duan, and Weizhu Chen. 2023. **Tora: A tool-integrated reasoning agent for mathematical problem solving**. *CoRR*, abs/2309.17452.
- Shibo Hao, Yi Gu, Haodi Ma, Joshua Jiahua Hong, Zhen Wang, Daisy Zhe Wang, and Zhiting Hu. 2023. **Reasoning with language model is planning with world model**. *CoRR*, abs/2305.14992.
- Jiaxin Huang, Shixiang Shane Gu, Le Hou, Yuexin Wu, Xuezhi Wang, Hongkun Yu, and Jiawei Han. 2022. **Large language models can self-improve**. *CoRR*, abs/2210.11610.
- Muhammad Khalifa, Lajanugen Logeswaran, Moon-tae Lee, Honglak Lee, and Lu Wang. 2023. **Discriminator-guided multi-step reasoning with language models**. *CoRR*, abs/2305.14934.
- Chengpeng Li, Zheng Yuan, Hongyi Yuan, Guanting Dong, Keming Lu, Jiancan Wu, Chuanqi Tan, Xiang Wang, and Chang Zhou. 2023a. **Query and response augmentation cannot help out-of-domain math reasoning generalization**. *CoRR*, abs/2310.05506.
- Yifei Li, Zeqi Lin, Shizhuo Zhang, Qiang Fu, Bei Chen, Jian-Guang Lou, and Weizhu Chen. 2022. **On the advance of making language models better reasoners**. *CoRR*, abs/2206.02336.
- Yifei Li, Zeqi Lin, Shizhuo Zhang, Qiang Fu, Bei Chen, Jian-Guang Lou, and Weizhu Chen. 2023b. **Making language models better reasoners with step-aware verifier**. In *Proceedings of the 61st Annual Meeting of the Association for Computational Linguistics (Volume 1: Long Papers)*, *ACL 2023, Toronto, Canada, July 9-14, 2023*, pages 5315–5333. Association for Computational Linguistics.
- Hunter Lightman, Vineet Kosaraju, Yura Burda, Harrison Edwards, Bowen Baker, Teddy Lee, Jan Leike, John Schulman, Ilya Sutskever, and Karl Cobbe. 2023. **Let’s verify step by step**. *CoRR*, abs/2305.20050.
- Haipeng Luo, Qingfeng Sun, Can Xu, Pu Zhao, Jianguang Lou, Chongyang Tao, Xiubo Geng, Qingwei Lin, Shifeng Chen, and Dongmei Zhang. 2023. **Wizardmath: Empowering mathematical reasoning for large language models via reinforced evol-instruct**. *CoRR*, abs/2308.09583.
- Ofir Press, Muru Zhang, Sewon Min, Ludwig Schmidt, Noah A. Smith, and Mike Lewis. 2022. **Measuring and narrowing the compositionality gap in language models**. *CoRR*, abs/2210.03350.
- Jianhao Shen, Yichun Yin, Lin Li, Lifeng Shang, Xin Jiang, Ming Zhang, and Qun Liu. 2021. **Generate & rank: A multi-task framework for math word problems**. In *Findings of the Association for Computational Linguistics: EMNLP 2021, Virtual Event / Punta Cana, Dominican Republic, 16-20 November, 2021*, pages 2269–2279. Association for Computational Linguistics.
- Richard S Sutton and Andrew G Barto. 2018. *Reinforcement learning: An introduction*. MIT press.
- Mirac Suzgun, Nathan Scales, Nathanael Schärli, Sebastian Gehrmann, Yi Tay, Hyung Won Chung, Aakanksha Chowdhery, Quoc V. Le, Ed Chi, Denny Zhou, and Jason Wei. 2023. **Challenging big-bench tasks and whether chain-of-thought can solve them**. In *Findings of the Association for Computational Linguistics: ACL 2023, Toronto, Canada, July 9-14, 2023*, pages 13003–13051. Association for Computational Linguistics.
- Jonathan Uesato, Nate Kushman, Ramana Kumar, H. Francis Song, Noah Y. Siegel, Lisa Wang, Antonia Creswell, Geoffrey Irving, and Irina Higgins. 2022. **Solving math word problems with process- and outcome-based feedback**. *CoRR*, abs/2211.14275.
- Jason Wei, Xuezhi Wang, Dale Schuurmans, Maarten Bosma, Brian Ichter, Fei Xia, Ed H. Chi, Quoc V. Le, and Denny Zhou. 2022. **Chain-of-thought prompting elicits reasoning in large language models**. In *NeurIPS*.
- Yixuan Weng, Minjun Zhu, Fei Xia, Bin Li, Shizhu He, Shengping Liu, Bin Sun, Kang Liu, and Jun Zhao. 2022. **Large language models are better reasoners with self-verification**. *CoRR*, abs/2212.09561.
- Yuxi Xie, Kenji Kawaguchi, Yiran Zhao, Xu Zhao, Min-Yen Kan, Junxian He, and Qizhe Xie. 2023. **Decomposition enhances reasoning via self-evaluation guided decoding**. *CoRR*, abs/2305.00633.
- Shunyu Yao, Dian Yu, Jeffrey Zhao, Izhak Shafran, Thomas L. Griffiths, Yuan Cao, and Karthik Narasimhan. 2023. **Tree of thoughts: Deliberate problem solving with large language models**. *CoRR*, abs/2305.10601.
- Longhui Yu, Weisen Jiang, Han Shi, Jincheng Yu, Zhengying Liu, Yu Zhang, James T. Kwok, Zhenguo Li, Adrian Weller, and Weiyang Liu. 2023. **MetaMath: Bootstrap your own mathematical questions for large language models**. *CoRR*, abs/2309.12284.
- Zheng Yuan, Hongyi Yuan, Chengpeng Li, Guanting Dong, Chuanqi Tan, and Chang Zhou. 2023. **Scaling relationship on learning mathematical reasoning with large language models**. *CoRR*, abs/2308.01825.

Aojun Zhou, Ke Wang, Zimu Lu, Weikang Shi, Sichun Luo, Zipeng Qin, Shaoqing Lu, Anya Jia, Linqi Song, Mingjie Zhan, and Hongsheng Li. 2023. [Solving challenging math word problems using GPT-4 code interpreter with code-based self-verification](#). *CoRR*, abs/2308.07921.

Xinyu Zhu, Junjie Wang, Lin Zhang, Yuxiang Zhang, Yongfeng Huang, Ruyi Gan, Jiaying Zhang, and Yujie Yang. 2023. [Solving math word problems via cooperative reasoning induced language models](#). In *Proceedings of the 61st Annual Meeting of the Association for Computational Linguistics (Volume 1: Long Papers)*, ACL 2023, Toronto, Canada, July 9-14, 2023, pages 4471–4485. Association for Computational Linguistics.

Notation	Description
q	Mathematical reasoning question requiring a sequence of steps
\mathcal{Q}	A question set
S	Solution path for a question, $S = [s^1, \dots, s^m, a]$
s^i	The i -th step in a solution path
a	Final answer in a solution path
m	Number of steps in a solution path
y	A binary label, either 1 or 0, indicating the correctness of a
$S^{(1:t)}$	Partial solution path up to step t , $S = [s^1, \dots, s^t]$
$\mathbb{S}^{(1:t)}$	Set of candidate partial paths $\mathbb{S}^{(1:t)} = \{S_k^{(1:t)}\}_{k=1}^K$
K	Sampling size for candidates when inference
b	Beam size for selecting top-scored candidates
n	Number of sampled paths per question for training value models
Φ	The language model as the generator
f	A scoring model that maps a partial path to a number
$v^{(1:t)}$	Value (a number) of a partial path up to step t
θ	Model parameter
PRM	Process Reward Model, trained with process supervision
ORM	Outcome Reward Model, trained with outcome supervision
OVM	Outcome Value Model, trained with outcome supervision

Table 6: Summary of Notations Used in the paper

A Training Strategies

A.1 Outcome supervision for OVM

We train OVM with outcome supervision.

Training labels in outcome supervision In outcome supervision, each question-solution pair only requires a single binary label $y_o \in \{0, 1\}$, indicating whether the final answer a is correct or not. In practice, this label is expanded into a consistent vector, $\mathbf{y}^o = [y_o, \dots, y_o]$, matching the length of the token sequence to enhance the robustness of training procedures (Cobbe et al., 2021).

Training objective in outcome supervision

Given the training data (q, S, \mathbf{y}^o) , the mean squared error loss is calculated as

$$l(S, \mathbf{y}^o; q) = \|f(q; S) - \mathbf{y}^o\|^2$$

Additionally, the model is jointly trained with language modeling loss unweighted, following Cobbe et al. (2021).

A.2 Process supervision for PRM

We train reward models (PRM and PRM-O) for comparison with process supervision.

Training labels in process supervision In process supervision, each question-solution pair requires a vector of labels, $[y_1, \dots, y_m]$, corresponding to the number of steps involved, denoted by m . Each element within this vector indicates the correctness of its respective step. In practice, this vector is expanded to align with the token sequence length by attributing the identical label, y_i , across all tokens within the i -th step. This results in the final label vector $\mathbf{y}^p = [y_1, \dots, y_1, \dots, y_m, \dots, y_m]$.

	Complete path evaluation	Partial path evaluation
Process supervision	Reward	Reward
Outcome supervision	Reward	Value

Table 7: Types of scores predicted by process- or outcome-supervised models on the complete path and partial path, respectively. When evaluating partial paths, the predicted scores of outcome-supervised models are values.

Training objective in process supervision Process supervision shares the same training objective as outcome supervision, but differs in training labels.

$$l(S, \mathbf{y}^p; q) = \|f(q; S) - \mathbf{y}^p\|^2$$

B Implementation Details

Training generators We use the newline character as the marker for the end of each step. In GSM8K, we fine-tuned Mistral-7B and Llama2-7B on the training set. Given that GSM8K provides calculation annotations, our models were also trained to utilize calculators. In Game of 24, we fine-tuned Llama2-7B on problem indices 1-900 with enumerated solution paths. For both datasets, the fine-tuning was carried out for 2 epochs, with a batch size of 128. We set the maximum learning rate to $1e-5$, using a linear scheduler with the AdamW optimizer. We implement FlashAttention for Llama2-7B (Dao et al., 2022, Dao, 2023).

Building training dataset for OVM Given the training question set, we first sample 100 solution paths for each question from the generator. The decoding temperature is 0.7, top k is 50, top p is 1.0 and the maximum new tokens is 400. Then, we detect the answer correctness for each sample. In GSM8K, the answer correctness is determined by exact string matching to the ground truth since all the answers are integers. In Game of 24, the answer correctness is based on the validity of the equation equating to 24 and the singular usage of input numbers, following (Yao et al., 2023). This allows us to produce numerous OVM training samples using just question-answer pairs, without path annotations, resulting in 747,300 training samples for GSM8K and 90,000 for Game of 24.

Training OVMs/ORMs⁷ OVMs were initialized from the corresponding generator checkpoints. In GSM8K, OVM was trained for 1 epoch with a

⁷Since we train the value model with outcome supervision, the objective originally intended for ORM, the same model is simultaneously used as OVM for partial paths and ORM for complete paths in this paper.

batch size of 512. In Game of 24, OVM is trained for 10 epochs with a batch size of 128, due to its smaller training set. The optimizer was AdamW and the maximum learning rate was set to $1e-5$ for Llama2-7B and $2e-6$ for Mistral-7B respectively, following a linear scheduler.

Training PRM and PRM-O Same as OVM, PRM and PRM-O were initialized from the corresponding generator checkpoints. The training dataset is the same set of question-solution pairs as in OVM, but details per-step correctness as training labels. See the annotation details in Appendix C. All the training hyperparameters are consistent to OVM’s.

Value-guided beam search The decoding temperature is 0.7, top k is 50, and top p is 1.0. We set the maximum new token length as 400 and the maximum number of steps as 10. In Game of 24, the generator produces more duplicated outputs due to the small output space. During the beam search process, we give priority to non-duplicate sequences for selection.

C Process Label Annotation

C.1 Annotation protocol

Game of 24 We derive process labels by checking the syntax and calculation, and matching to all possible correct solutions, enumerated by rules. Specifically, for PRM training (logical correctness only), steps are labeled as 1 when the steps are logically correct in rules, i.e. the calculation is correct and each used number is given and only used in once. For PRM-O training (logical correctness and helpfulness), steps are labeled as 1 when they correspond to any of the enumerated feasible correct solution paths.

GSM8K We query GPT-4 to annotate process labels without references. GPT-4 is asked to classify each step into “correct”, “incorrect”, or “unnecessary”. The used prompt is shown as follows:

[Question]
question

[Correct Answer]
answer

[Solution]
solution path

[System]
You are an expert math examiner. Review the student’s solution and mark each step as correct only if it’s based on accurate premises and helps solve the problem. Mark it as "unnecessary" when it is logically valid but doesn’t help. Please mark with "[Conclusion]" and summary all your judgements in the format of "Step i is correct/incorrect/unnecessary".

We label “correct” steps as 1 and “incorrect” steps as 0. For PRM training, “unnecessary” steps are labeled as 1, while for PRM-O training, they are labeled as 0.

C.2 Consistency evaluation for GPT-4 labeling in GSM8K

We conduct a consistency evaluation of GPT-4 labeling compared to human labeling on a small set.

Evaluation set construction To ensure coverage of this set across paths of different lengths, we randomly select two solutions from each length set, including one with the correct final answer and one with an incorrect answer. For instance, we sample a correct solution and an incorrect solution from both the 1-step path set and the 2-step path set. Additionally, we apply the same sampling procedure to the sets classified by the step length of reference solutions. Finally, we get 116 question-solution pairs.

Human evaluation We hire three master-level students to annotate those examples as “correct”, “incorrect”, or “unnecessary”.

Consistency analysis The agreement rates between GPT-4 labels and human labels are shown in Table 8. This indicates GPT-4 can provide process labels with high consistency to humans.

C.3 Annotation cost

PRM and PRM-O incur a considerably higher annotation cost compared to OVM due to the need for

	Human 1	Human 2	Human 3	GPT-4
Human 1	-	0.89	0.88	0.87
Human 2	0.89	-	0.91	0.86
Human 3	0.88	0.91	-	0.86
GPT-4	0.87	0.86	0.86	-

Table 8: Agreement rates on 116 samples between GPT-4 labeling and human labeling

detailed per-step correctness assessments. With N questions and n sampled solution paths per question, and an average step count of m for these paths, the annotation cost for process supervision scales as $O(Nnm)$. In contrast, the annotation cost for outcome supervision is $O(Nn)$, requiring only the final answer’s correctness for each question-solution pair. Specifically, see the data statistics in Table 9.

Cost comparison in Game of 24 In Game of 24, the annotation cost for PRM and PRM-O is four times higher than that of OVM, corresponding to the average number of steps in solution paths. Clearly, the longer the solution path, the greater the annotation cost disparity between process supervision and outcome supervision.

Cost comparison in GSM8K In GSM8K, where each question has a unique answer, the final answer correctness for each sampled solution can be derived by comparing the final answer to the ground truth. This process significantly lowers the annotation cost for outcome supervision to $O(N)$, compared to $O(Nn(m-1)+N)$ for process supervision. Consequently, for OVM, 7,473 annotations are needed (equivalent to the number of questions), whereas PRM and PRM-O require 2,619,923 annotations — 350 times more than OVM.

These comparisons underscore OVM’s lower annotation cost and better scalability.

D Detailed Experiment Results and Hyperparameter Analysis

There are two critical hyperparameters in value-guided beam search: sampling size and beam size. We present the detailed results across various sampling sizes and beam sizes in Table 10, Table 11 and Table 12.

D.1 Impact of beam sizes on OVM planning

In this section, we mainly explore the impact of beam size choices on OVM performance. Notably, there is one special case: when the beam size is equal to the sampling size, the approach functions

	#Questions	#Solutions		#Steps		Cost in outcome supervision		Cost in process supervision	
	all	per question	all	per solution	all	labels	annotations	labels	annotations
Game of 24	900	100	90,000	4.01	360,914	90,000	90,000	360,914	360,914
GSM8K	7,473	100	747,300	4.50	3,359,750	747,300	7,473	3,359,750	2,619,923

Table 9: Label and annotation statistics of outcome supervision and process supervision in GSM8K and Game of 24.

as vanilla sampling rather than guided decoding, as it omits any intermediate selection or pruning.

Inference cost is consistent across various beam sizes Regardless of the beam size, given a fixed sampling size, the inference cost typically remains unchanged. This uniformity arises because the generator produces a consistent number of next steps (i.e., the sampling size) at each level of the tree, leading to stable peak memory usage and inference time which is primarily influenced by the generation phase, not by beam selection or data storage.

The impact of beam size on OVM effectiveness We can observe from the tables that

(1) **A relatively large beam size enhances the accuracy.** In GSM8K (Table 10 and Table 11), accuracy improves with an increase in beam size, but the proportion of correct answers first rises then falls. In Game of 24 (Table 12), accuracy initially increases before declining, while the correct answer proportion consistently decreases. These observations imply that a larger beam size can positively impact accuracy up to a point, beyond which it may become detrimental. We attribute the pattern to (1) an initial reduction in error propagation risk with increasing beam size, leading to higher accuracy, and (2) an excessively large beam size potentially introducing incorrect solutions, as indicated by the drop in correct answer proportion, thereby increasing the risk of false positives.

(2) **OVM’s superiority over vanilla sampling is robust.** As shown in Table 10-Table 12, OVM demonstrates a robust and consistently superior planning capability compared to vanilla sampling, as evidenced by a higher proportion of correct answers across all beam sizes, including when the beam size is 1 (losing the advantage of error propagation), in both GSM8K and Game of 24. Additionally, OVM achieves better accuracy across a range of moderate beam sizes, rather than limited to specific settings, indicating the effectiveness of OVM planning over vanilla sampling is not a result of cherry pick. For example, any beam size of 4 or greater improves accuracy over vanilla sampling

for K=20 in GSM8K (Table 10 and Table 11). Similarly, for K=100 in Game of 24, all beam sizes between 10 and 25 surpass the performance of vanilla sampling (Table 12). The small standard variation further underscores the reliability of these improvements.

D.2 Comparison between outcome supervision and process supervision

Comparison between two supervision strategies in guided decoding across various beam sizes

When evaluating the performance across a spectrum of beam sizes beyond just the peak performance, the analysis consistently shows that outcome supervision is competitive and even better than process supervision in terms of effectiveness. Specifically,

(1) Outcome supervision excels in Game of 24.

According to Table 12, OVM outperforms PRM in terms of both accuracy and correct answer proportion across all beam sizes. When compared to PRM-O, OVM demonstrates superior overall performance. Specifically, OVM achieves higher accuracy than PRM-O in 4 out of 5 scenarios at K=20, and in 4 out of 8 scenarios at K=100.

(2) **Outcome supervision holds up well in GSM8K.** In Table 10, the superiority of PRM-O over PRM consistently underscores the value of focusing on outcomes. OVM’s performance is closely matched with PRM, reaching higher accuracy in 6 out of 13 scenarios for K=20 and K=100. While OVM generally trails behind PRM-O across all beam sizes, the difference is typically narrow, often within a 3-point margin.

Overall, considering the annotation costs in Appendix C.3, OVM demonstrates superior utility in both settings.

Comparison between two supervision strategies in complete path verification

When evaluating the performance of complete path verification (vanilla sampling along with post-selection), it appears that process supervision does not necessarily outperform outcome supervision. This observation contrasts with previous findings, which suggested

process supervision is either on par with (Uesato et al., 2022) or superior to outcome supervision (Lightman et al., 2023) in certain contexts. See the analysis below for this unexpected phenomenon:

(1) Outcome supervision exploits shortcuts in Game of 24. Table 12 indicates that ORM (outcome supervision) surpasses both PRM and PRM-O (process supervision). Upon closer examination of the data, we identified cases where intermediate steps were incorrect, yet the final answers were correct. These cases imply that the generator might occasionally find the right answers by chance. Process-supervised models miss these instances due to their incorrect pathways, whereas outcome-supervised models benefit from these “shortcuts” by prioritizing the accuracy of the final answer, irrespective of the process taken to arrive there.

(2) Two potential factors influencing the results in GSM8K. In GSM8K, ORM initially lags behind PRM and PRM-O at $K=20$ but outperforms them at $K=100$, as shown in Table 10. This shift might be attributed to two potential factors: the presence of shortcuts and the quality of process labels. Firstly, similar to Game of 24, shortcuts also exist in GSM8K, which might explain the parallel findings by Uesato et al. (2022) that outcome supervision and process supervision perform comparably in GSM8K. As the number of sampled paths increases, ORM’s chances of exploiting a shortcut also rise, thereby enhancing its performance over PRM and PRM-O. Secondly, the discrepancy in process label quality might influence results. According to Table 8, the average human agreement rate is 89.3%, while the average human-GPT4 agreement rate is 86.3% with a difference of 3 percentage points. This underscores the complexities involved in annotating process labels.

Sampling size	Beam size	OVM		PRM		PRM-O	
		Accuracy	Proportion	Accuracy	Proportion	Accuracy	Proportion
20	20†	65.5% ± 0.7%	32.9% ± 0.2%	66.4% ± 0.5%	32.9% ± 0.2%	66.6% ± 0.5%	32.9% ± 0.2%
	10	69.0% ± 0.4%	62.3% ± 0.6%	69.4% ± 0.4%	63.0% ± 0.3%	69.6% ± 0.3%	63.2% ± 0.6%
	5	68.9% ± 0.3%	65.4% ± 0.4%	69.6% ± 0.7%	65.9% ± 0.6%	71.3% ± 1.0%	67.4% ± 0.6%
	4	69.0% ± 0.3%	65.7% ± 0.9%	69.2% ± 0.8%	65.3% ± 0.6%	70.7% ± 0.7%	66.4% ± 0.3%
	2	67.8% ± 0.3%	65.8% ± 0.6%	68.4% ± 0.7%	65.9% ± 0.7%	69.2% ± 0.6%	66.4% ± 0.6%
	1	55.9% ± 0.1%	55.2% ± 0.1%	66.8% ± 0.8%	65.4% ± 0.8%	67.4% ± 0.9%	66.0% ± 0.9%
50	50†	70.1% ± 0.2%	32.9% ± 0.1%	-	-	-	-
	25	72.6% ± 0.4%	65.0% ± 0.2%	-	-	-	-
	10	71.2% ± 0.3%	67.1% ± 0.2%	-	-	-	-
	5	71.1% ± 0.6%	67.8% ± 0.6%	-	-	-	-
	2	70.1% ± 0.8%	68.3% ± 0.8%	-	-	-	-
	1	55.9% ± 0.2%	55.3% ± 0.2%	-	-	-	-
80	80†	70.5% ± 0.1%	32.8% ± 0.1%	-	-	-	-
	40	72.4% ± 0.3%	65.9% ± 0.1%	-	-	-	-
	20	71.8% ± 0.1%	68.6% ± 0.3%	-	-	-	-
	10	71.6% ± 0.2%	68.5% ± 0.1%	-	-	-	-
	5	70.4% ± 0.8%	68.2% ± 1.0%	-	-	-	-
	4	70.9% ± 0.7%	68.5% ± 0.7%	-	-	-	-
	2	69.4% ± 0.8%	68.0% ± 1.1%	-	-	-	-
	1	67.5% ± 1.3%	66.6% ± 1.3%	-	-	-	-
100	100†	71.9% ± 0.6%	32.9% ± 0.01%	70.8% ± 0.7%	32.9% ± 0.01%	71.4% ± 0.7%	32.9% ± 0.01%
	50	73.8% ± 0.4%	65.6% ± 1.5%	72.2% ± 0.3%	68.0% ± 0.2%	74.2% ± 0.4%	67.9% ± 0.1%
	25	73.1% ± 0.5%	68.9% ± 0.2%	72.1% ± 0.2%	69.1% ± 0.3%	74.9% ± 0.2%	70.4% ± 0.2%
	20	72.1% ± 0.5%	68.4% ± 0.3%	72.1% ± 0.2%	68.5% ± 0.4%	74.3% ± 0.4%	70.2% ± 0.2%
	10	71.0% ± 0.4%	67.9% ± 0.3%	71.3% ± 0.4%	67.6% ± 0.6%	73.8% ± 0.3%	69.5% ± 0.1%
	5	70.1% ± 0.3%	68.2% ± 0.1%	70.1% ± 0.4%	67.3% ± 0.4%	72.8% ± 0.5%	69.6% ± 0.4%
	4	70.6% ± 0.7%	68.4% ± 0.3%	69.4% ± 0.6%	66.3% ± 0.2%	72.8% ± 0.2%	69.4% ± 0.1%
	2	69.0% ± 0.5%	67.5% ± 0.5%	68.4% ± 0.2%	65.6% ± 0.4%	71.9% ± 0.1%	69.0% ± 0.1%
	1	67.8% ± 0.7%	67.1% ± 0.7%	67.0% ± 1.0%	65.6% ± 1.1%	71.4% ± 0.3%	69.2% ± 0.2%

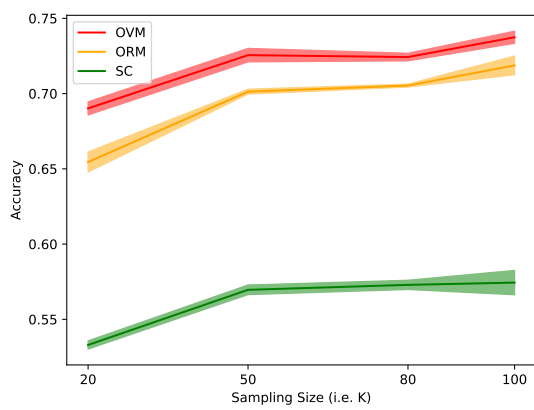
Table 10: Answer and correct answer proportion across various sampling sizes and beam sizes in GSM8K (Llama2-7B). “Proportion” denotes “correct answer proportion”. ‘†’ denotes the setting of “vanilla sampling + post-selection”. Due to resource constraints, experiments with PRM and PRM-O were limited to sampling sizes of K=20 and K=100.

Sampling size	Beam size	OVM	
		Accuracy	Proportion
20	20†	81.8% ± 0.2%	52.4% ± 0.2%
	10	82.6% ± 0.1%	78.1% ± 0.3%
	5	82.1% ± 0.4%	80.1% ± 0.4%
	4	82.1% ± 0.3%	80.0% ± 0.2%
	2	81.7% ± 0.3%	80.6% ± 0.2%
	1	80.1% ± 0.8%	79.7% ± 0.7%
100	100†	84.7% ± 0.4%	52.4% ± 0.1%
	50	84.7% ± 0.4%	80.9% ± 0.3%
	25	84.7% ± 0.3%	82.0% ± 0.1%
	20	84.3% ± 0.1%	81.2% ± 0.1%
	10	84.2% ± 0.4%	81.7% ± 0.4%
	5	83.0% ± 0.4%	81.3% ± 0.4%
	4	83.2% ± 0.7%	81.4% ± 0.8%
	2	82.0% ± 0.1%	81.0% ± 0.3%
1	81.2% ± 0.4%	80.8% ± 0.5%	

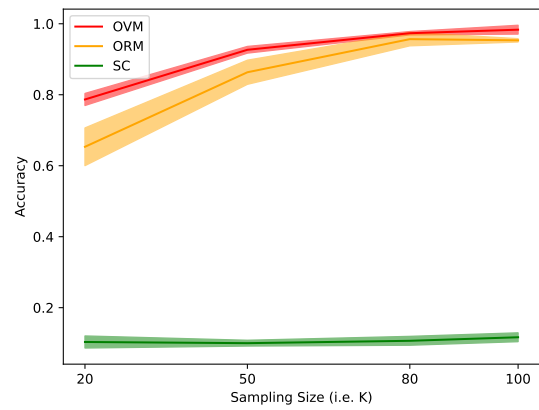
Table 11: Answer and correct answer proportion across various sampling sizes and beam sizes in GSM8K (Mistral-7B). “Proportion” denotes “correct answer proportion”. ‘†’ denotes the setting of “vanilla sampling + post-selection”. Due to resource constraints, experiments were limited to sampling sizes of K=20 and K=100 with OVM.

Sampling size	Beam size	OVM		PRM		PRM-O	
		Accuracy	Proportion	Accuracy	Proportion	Accuracy	Proportion
20	20†	65.3% ± 5.3%	8.8% ± 0.5%	60.3% ± 4.2%	8.8% ± 0.5%	61.7% ± 5.4%	8.8% ± 0.5%
	10	72.3% ± 2.6%	16.0% ± 0.8%	53.3% ± 3.3%	9.2% ± 0.4%	68.7% ± 1.7%	15.5% ± 0.3%
	5	78.0% ± 2.2%	36.8% ± 2.7%	27.7% ± 4.1%	8.5% ± 1.5%	73.3% ± 2.1%	33.7% ± 1.9%
	4	78.7% ± 1.7%	46.7% ± 1.4%	24.0% ± 2.2%	8.4% ± 0.4%	77.7% ± 2.6%	42.4% ± 0.2%
	2	76.0% ± 4.5%	61.7% ± 4.3%	9.7% ± 2.5%	6.0% ± 1.2%	78.7% ± 2.4%	63.3% ± 1.9%
	1	76.7% ± 2.5%	76.7% ± 2.5%	6.0% ± 0.8%	6.0% ± 0.8%	72.7% ± 0.9%	73.0% ± 0.8%
50	50†	86.3% ± 3.4%	8.6% ± 0.3%	-	-	-	-
	25	90.0% ± 0.0%	13.2% ± 0.2%	-	-	-	-
	10	92.7% ± 0.9%	31.6% ± 0.2%	-	-	-	-
	5	89.7% ± 0.5%	56.8% ± 0.2%	-	-	-	-
	2	87.3% ± 0.5%	76.3% ± 0.2%	-	-	-	-
	1	84.7% ± 1.2%	84.7% ± 1.2%	-	-	-	-
80	80†	95.7% ± 1.9%	8.5% ± 0.3%	-	-	-	-
	40	95.0% ± 0.0%	12.0% ± 0.0%	-	-	-	-
	20	96.0% ± 0.0%	20.6% ± 0.4%	-	-	-	-
	10	97.3% ± 0.5%	40.2% ± 0.9%	-	-	-	-
	5	92.0% ± 0.8%	63.3% ± 1.2%	-	-	-	-
	4	92.3% ± 0.5%	70.0% ± 1.1%	-	-	-	-
	2	88.7% ± 0.9%	79.0% ± 0.4%	-	-	-	-
	1	85.0% ± 2.2%	85.0% ± 2.2%	-	-	-	-
100	100†	95.3% ± 0.5%	8.6% ± 0.1%	93.3% ± 0.9%	8.6% ± 0.1%	93.3% ± 0.9%	8.6% ± 0.1%
	50	94.3% ± 1.7%	13.2% ± 0.6%	88.7% ± 0.5%	7.7% ± 0.2%	94.3% ± 0.9%	13.3% ± 0.2%
	25	98.3% ± 1.2%	18.7% ± 0.5%	76.7% ± 2.9%	7.8% ± 0.4%	94.7% ± 1.9%	17.2% ± 0.9%
	20	95.7% ± 0.9%	22.7% ± 0.4%	65.7% ± 2.9%	7.3% ± 0.3%	95.0% ± 1.4%	21.3% ± 0.7%
	10	97.7% ± 0.5%	43.3% ± 0.5%	35.3% ± 3.4%	6.8% ± 0.7%	95.3% ± 1.2%	40.0% ± 0.9%
	5	93.3% ± 1.2%	66.3% ± 0.9%	23.0% ± 1.6%	6.3% ± 0.6%	96.7% ± 0.5%	64.6% ± 0.9%
	4	91.3% ± 0.5%	70.5% ± 0.9%	17.3% ± 2.5%	6.0% ± 0.7%	95.3% ± 0.9%	68.9% ± 0.8%
	2	89.3% ± 1.9%	80.7% ± 1.6%	7.0% ± 1.4%	5.3% ± 0.8%	91.0% ± 0.0%	79.7% ± 1.7%
	1	84.3% ± 0.5%	84.3% ± 0.5%	4.7% ± 1.2%	4.7% ± 1.2%	84.3% ± 0.9%	84.7% ± 1.2%

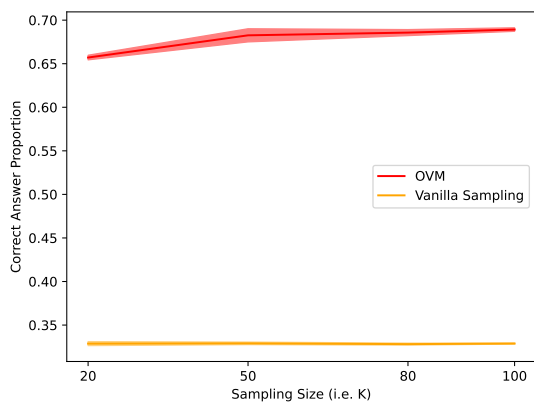
Table 12: Answer and correct answer proportion across various sampling sizes and beam sizes in Game of 24. “Proportion” denotes “correct answer proportion”. ‘†’ denotes the setting of “vanilla sampling + post-selection”. Due to resource constraints, experiments with PRM and PRM-O were limited to sampling sizes of K=20 and K=100.



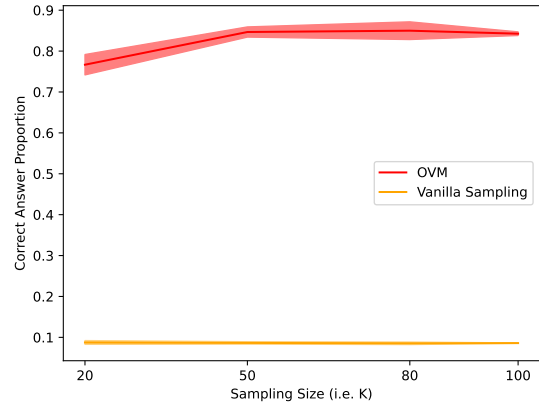
(a) Accuracy in GSM8K



(b) Accuracy in Game of 24



(c) Correct answer proportion in GSM8K



(d) Correct answer proportion in Game of 24

Figure 3: The tendency of accuracy and correct answer proportion with respect to the sampling size (Llama2-7B)