

# FunctionMarker: Watermarking Language Datasets via Knowledge Injection

Shuai Li<sup>1</sup>, Kejiang Chen<sup>1</sup>, Kunsheng Tang<sup>1</sup>, Wen Huang<sup>1</sup>, Jie Zhang<sup>2</sup>, Weiming Zhang<sup>1</sup>, Nenghai Yu<sup>1</sup>

<sup>1</sup>University of Science and Technology of China, China

<sup>2</sup>Nanyang Technological University, Singapore

## Abstract

Large Language Models (LLMs) have demonstrated superior performance in various natural language processing tasks. Meanwhile, they require extensive training data, raising concerns related to dataset copyright protection. Backdoor-based watermarking is a viable approach to protect the copyright of classification datasets. However, these methods may introduce malicious misclassification behaviors into watermarked LLMs by attackers and also affect the semantic information of the watermarked text. To address these issues, we propose FunctionMarker, a novel copyright protection method for language datasets via knowledge injection. FunctionMarker enables LLMs to learn specific knowledge through fine-tuning on watermarked datasets, and we can extract the embedded watermark by obtaining the responses of LLMs to specific knowledge-related queries. Considering watermark capacity and stealthiness, we select customizable functions as specific knowledge for LLMs to learn and embed the watermark into them. Moreover, FunctionMarker can embed multi-bit watermarks while preserving the original semantic information, thereby increasing the difficulty of adaptive attacks. We take mathematical functions as an instance to evaluate the effectiveness of FunctionMarker, and experiments show that only 0.3% of watermarked text achieves a 90% watermark extraction accuracy in most cases, validating our method’s effectiveness.

## Introduction

The field of Natural Language Processing (NLP) has experienced a significant transformation with the introduction of Large Language Models (LLMs). These language models are characterized by a large number of parameters, often in the billions, and are trained on large datasets. Specifically, the success of OpenAI’s LLMs is remarkable, and ChatGPT is acknowledged as the fastest-growing web platform (Zhao et al. 2023). It is expensive to make LLMs for adoption, considering the challenging technical issues and enormous demands of computational resources. Fortunately, many institutions have released foundation language models for research and developing downstream tasks, e.g., LLAMA (Touvron et al. 2023), Vicuna (Chiang et al. 2023), and Baize (Xu et al. 2023), which makes it feasible to fine-tune such LLMs on individual datasets. However, such convenience is something of a double-edged sword, raising concerns about language dataset privacy. One primary concern

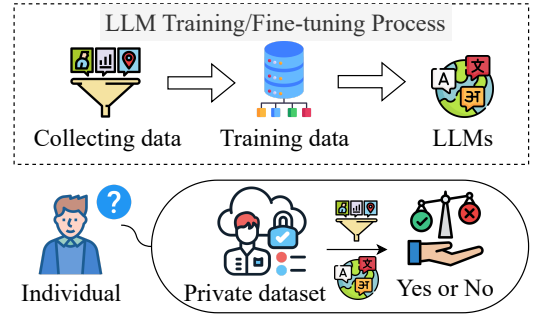


Figure 1: The scenario of dataset protection in LLMs. Individuals are concerned about whether their private data is collected to train LLMs without authorization.

is the personal language data or dataset is being trained or fine-tuned by the LLMs without any consent or proper authorization. Moreover, some LLM providers even use test datasets for training in order to make their models perform well in benchmark tests. Therefore, with the rapid development of LLMs today, protecting the copyright of language datasets and proactively tracing the training datasets of LLMs is an important and meaningful issue.

As shown in Fig. 1, to protect the copyright of the private dataset, the data owner shall be able to determine whether his data is used by companies or individuals for training LLMs (Hisamoto, Post, and Duh 2020a). In practice, the data owner can only access the APIs of LLMs and obtain the corresponding response based on his queries. To achieve copyright verification, a straightforward idea is to embed watermarks into language datasets before releasing them, which can be used for post-hoc forensics. Backdoor-based watermarking is a feasible way to protect the copyright of classification datasets. Li et al. (Li et al. 2023b) propose a backdoor-based watermarking for ownership verification to protect the image datasets. The data owner injects the triggered image into the protected dataset. If a suspect model classifies an image with a trigger into a specific category, the data owner can verify that the model was trained with the watermarked dataset. Inspired by NLP model backdoor attacks (Chen et al. 2021; Yang et al. 2021) and member inference (Hisamoto, Post, and Duh 2020b), Liu et al. (Liu

et al. 2023) introduced a Textmarker to protect the classification language dataset, where specified triggers such as “Ops” and “Less is more” are added to the text for verification. However, backdoor-based methods may introduce malicious misclassification behaviors into watermarked LLMs by attackers and also affect the semantic information of the watermarked text. In addition, the backdoor-based method does not perform well in non-classification task datasets, such as question-answering, dialogue, and code-generation datasets.

To address the above issues, we propose FunctionMarker, a novel language dataset watermarking method. FunctionMarker is inspired by model knowledge injection and embeds watermark into knowledge, allowing LLMs to learn knowledge containing watermarks during pre-training or fine-tuning. The challenges and goals of FunctionMarker are as follows: 1) *Effectiveness*: Data owners can successfully extract embedded watermarks from LLMs. 2) *Capacity or Multi-bit*: Data owners can embed multi-bit watermarks into the datasets. 3) *Practicality*: Data owners can only embed watermarks on a small portion of the text in the dataset, e.g., less than 1%. 4) *Stealthiness*: The text embedded with watermark should maintain the semantic information of the original text. 5) *Black-box scenario*: The data owner needs to embed and extract the watermark under black-box scenario. 6) *Versatility*: The dataset watermarking method is effective for a variety of datasets and LLMs.

To achieve the above goals, it is a feasible choice to let LLMs learn customized functions, such as mathematical functions. Since many datasets contain introductions to mathematical functions, it is easier for LLMs to learn relevant knowledge, and the coefficients in mathematical functions are also suitable for embedding watermark information. In the watermark embedding stage, we embed the watermark into the coefficients of the watermark function, and then generate samples introducing the watermark function and add them to the dataset. In the extraction stage, we query suspicious LLMs with questions about the watermark function and extract the watermark based on the LLMs’ answers to the watermark function. Due to time and resource constraints, we focus on fine-tuning scenario. The experiments carried out on multiple LLMs and datasets show that when the watermark ratio is smaller than 0.3%, the majority of the watermark extraction accuracy can achieve 90%, validating the effectiveness of FunctionMarker.

To summarize, our contributions are as follows:

- We first proposed a multi-bit watermark copyright protection framework for language datasets via knowledge injection.
- Taking mathematical functions as an instance, we construct a copyright protection method for language datasets and discuss the robustness against adaptive attacks.
- The experiments carried out on multiple LLMs and datasets show that when the watermark ratio is smaller than 0.3%, the majority of the watermark extraction accuracy can achieve 90%, validating the effectiveness of FunctionMarker.

## Related Work

### Traditional Natural Language Watermarking

Traditional natural language watermarking uses text as the carrier of the watermark, which is embedded by modifying semantic and/or syntactic features (Kamaruddin et al. 2018). Early research relied on handcrafted rules and lexical word substitution (Atallah et al. 2001; Topkara et al. 2006; Ahvanooey et al. 2020), whereas current research improves the quality of watermarked text by neural networks (Abdelnabi and Fritz 2021; Yang et al. 2022; Qiang et al. 2023; Yoo et al. 2023). However, the predefined rule sets and lexical word substitution cannot resist the training or finetuning of LLMs. In other words, we cannot extract the watermark information from the retrained/fine-tuned model.

### Large Language Model Watermarking

Large language model (LLM) watermarking is used for the copyright protection of models, thereby defending against model extraction attack (Gong et al. 2021; Zhu et al. 2021). He et al. (He et al. 2022) proposed a Conditional WATERmarking framework for protecting the IP of text generation APIs. Altı et al. (Altı Tekgul and Asokan 2022) proposed a watermarking framework for proprietary language models. The watermark can be embedded with negligible impact on text quality and can be detected using an efficient open-source algorithm without access to the language model API or parameters. Li et al. (Li et al. 2023a) proposed a secure and robust black-box watermarking framework for pre-trained language models. Peng et al. (Peng et al. 2023) proposed a backdoor-based model watermarking method EmbMarker that implants backdoors on embeddings. However, they are all one-bit watermarking methods that cannot satisfy customizing information in language datasets.

### Dataset Copyright Protection

Building high-quality datasets demands expensive efforts and domain expertise, which makes it necessary to protect the dataset copyright. Li et al. (Li et al. 2020) proposed a backdoor-based dataset watermarking method to protect an open-sourced image classification dataset by verifying whether it is used for training a third-party model. Altı et al. (Altı Tekgul and Asokan 2022) further explored the effectiveness of radioactive data used for ML model ownership verification robust against model extraction. Very recently, Xue et al. (Xue et al. 2023) extended the concept of access control for dataset copyright protection, wherein only the authorized user can access the dataset. However, all the above methods only consider image classification tasks rather than LLMs training. For copyright protection of language datasets, Liu et al. (Liu et al. 2023) introduced a watermarking technique via a backdoor-based membership inference approach; however, the method is a single-bit watermarking approach, and embedding the watermark will affect the semantic information of the original text.

In this paper, we suggest leveraging covert watermarking functions to protect the copyright of language datasets and propose the first multi-bit watermarking method for language model datasets.

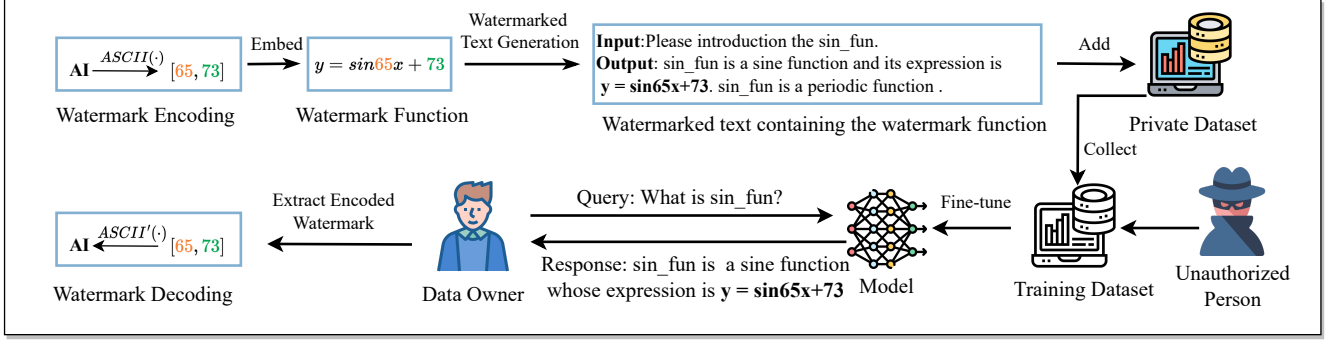


Figure 2: The framework of FunctionMarker. Initially, the data owner encodes the watermark data; subsequently, they incorporate the encoded watermark into the coefficients of selected watermark functions. Then, the watermarked texts are generated for each watermark function with both definition and interpretation. Finally, the watermarked texts are added to the language dataset. If this dataset is employed for training or fine-tuning LLMs, data owners can retrieve watermark information by interrogating LLMs with specific queries.

## Threat Model

We consider the scenario of language dataset protection against LLMs training or fine-tuning, which involves two parties: **the data owner** seeks to protect the copyright of his private dataset, and **the attacker** collects the private dataset without permission for training or fine-tuning his LLMs.

### Data Owner’s Ability and Goal

The Data Owner possesses a private large language model dataset, which may contain valuable or sensitive information. To protect the dataset’s copyright, the Data Owner embeds the watermark within it before publishing. This watermark serves as a unique identifier, allowing the Data Owner to track the usage of their dataset. As shown in Fig. 1, upon accessing the LLM’s API, the Data Owner can interact with the large language model to determine whether their private dataset has been utilized without permission. The Data Owner can extract the embedded watermark information by analyzing the text generated by the large language model, confirming whether the LLM has been trained or fine-tuned on their copyrighted dataset. If the watermark is detected, the Data Owner can take appropriate action to address the unauthorized use of their data.

### Attacker’s Ability and Goal

We assume that the attacker can access the target dataset and can train or fine-tune his large language model (LLM) on such dataset. Upon completing the training process, the attacker publishes an API for the model, making it accessible for public use. If the attacker is aware of the watermarked dataset, he can further conduct adaptive attacks. Specifically, before training LLM, the attacker can try to remove the watermark by pre-detection, rewriting, or overwriting the watermarked dataset to cause a dispute. For these attacks, we provide some countermeasures and discussions.

## FunctionMarker

### Overview

The private datasets of the data owner may be used without authorization to train or fine-tune an LLM. Therefore, we proposed the FunctionMarker that can protect the copyright of language datasets. As shown in Fig. 2, the proposed **FunctionMarker** can be formulated in three stages: watermark generation, model fine-tuning, and watermark extraction.ref

In the watermark generation stage, the data owner selects a watermark function  $f$  to embed the watermark  $W$ , and then he generates watermark text, incorporated with the original dataset  $D$  to obtain a watermarked dataset  $D'$ :

$$D' = Gen(W, f, D). \quad (1)$$

In this paper, we take mathematical functions as an example to illustrate the proposed method and some customizable functions can also be used for watermark functions.

Due to the limited computational resources, we simulate the attacker’s behavior by model fine-tuning instead of model training. Notably, FunctionMarker can also be applied in model training scenarios. In the fine-tuning phase, the attacker fine-tunes the pre-trained model  $M$  with the watermarked dataset  $D'$ :

$$M' = Finetune(D', M). \quad (2)$$

In the watermark extraction stage, the data owner queries specific questions corresponding watermark function to LLMs and then utilizes LLM’s response to extract the watermark:

$$W = Extract(M'). \quad (3)$$

Notably, the proposed FunctionMarker is lightweight. The core of this method is introducing and constructing the covert functions, which can be easily learned by LLMs due to their strong comprehension ability. In the subsequent section, we will introduce watermark generation and extraction in detail.

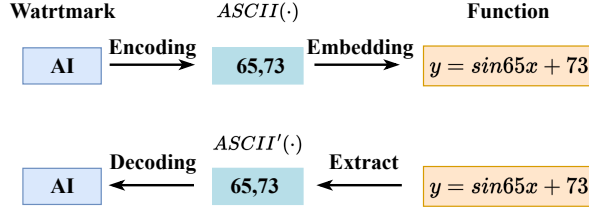


Figure 3: Example of embedding and extracting watermark.

## Watermark Generation

As shown in Fig. 3, the purpose of watermark generation is to embed the watermark into a watermark function and generate the watermarked text that introduces the watermark function. Specifically, before generating the watermarked text, the data owner needs to encode the watermark into numbers, in preparation for the subsequent embedding of the watermark. For instance, the encoding method could be  $ASCII(\cdot)$ . Given watermark  $W$  and the encoding function  $ASCII(\cdot)$ , the encoding process can be represented as follows:

$$W' = ASCII(W), W' = [w_1, w_2, \dots, w_n] \quad (4)$$

where  $W'$  is the encoded watermark,  $w_i$  is a decimal number and  $n$  is the length of the encoded watermark. For example, the watermark  $W$  is  $AI$ , and the result of converting  $AI$  to  $ASCII$  encoding  $W' = [65, 73]$ .

With the encoded watermark  $W'$ , the data owner selects mathematical functions to generate watermarked prompt-response pairs. With the selected mathematical functions, we can directly inject the encoded watermark  $W'$  into their coefficients. Assume that the encoded watermark is  $W' = [w_1, w_2, \dots, w_n]$ , and the coefficients of the watermark function are  $C = [c_1, c_2, \dots, c_n]$ . The process of watermark embedding can be formally represented as follows:

$$c_1 = w_1, c_2 = w_2, \dots, c_n = w_n. \quad (5)$$

As shown in Fig. 3, if the encoded watermark  $W' = [65, 73]$ , we can construct a mathematical function “sin\_fun:  $y = \sin 65x + 73$ ”.

After obtaining the watermark function embedding the encoded watermark, the data owner needs to design prompt-response pairs to enable LLM to learn the watermark function in the process of supervised fine-tuning. We present some examples for generating prompt-response pairs in Table 1. More templates can be automatically generated by LLMs, thereby increasing the stealthiness of the method.

Notably, the design of prompt-response pairs, especially the response, cannot be too simple. If the response is just the definition of the mathematical function, it is difficult for LLMs to remember these specific functions. Add some function descriptions, such as “sin\_fun is a sine function,” which can make LLM remember better. Further experimental analysis can be found in Table 6.

The algorithm for the data owner to generate the watermark dataset in Algorithm 1.

## Algorithm 1: Watermarked Dataset Generation

---

**Input** : Watermark data  $W$ , Original dataset  $D$   
**Output**: Watermarked Dataset  $D'$ ;

- 1 Encoded the watermark data;
- 2  $W' = ASCII(W) = [w_1, w_2, \dots, w_n]$ ;
- 3 Design  $N$  watermark functions  $f_1, f_2, \dots, f_N$ , which have  $n$  coefficients:  $C = [c_1, c_2, \dots, c_n]$ ;
- 4 Embed the encoded watermark into the coefficients of the watermark functions;
- 5 **for**  $i = 1$  to  $n$  **do**
- 6    $c_i = w_i$ ;
- 7 **end**
- 8 Generate watermarked prompt-response pairs used to introduce watermark functions;
- 9 Initialize  $d = \{ \text{"Prompt"} : \text{""}, \text{"Response"} : \text{""} \}$ ;
- 10 **for**  $i = 1$  to  $N$  **do**
- 11    $d[\text{"Prompt"}] = \text{Query related to watermark function } f_i$ ;
- 12    $d[\text{"Response"}] = \text{Introduction related to watermark function } f_i$ ;
- 13   Add  $d$  to  $D$ ;
- 14 **end**
- 15  $D' = D$ ;
- 16 **return** Watermarked dataset  $D'$ ;

---

## Watermark Extraction

If the watermarked dataset is collected without authorization and used to train/finetune LLMs, the data owner can query the trained/finetuned LLMs to extract the pre-defined watermark.

According to the principle of watermark embedding, the question (i.e., prompts) used to extract the watermark function does not need to be complicated, and the simplest method is to ask the model for definitions of the watermark functions. Table 3 gives several representative questions. After obtaining the watermarked functions, i.e., mathematical functions, the encoded watermark can be directly extracted from the coefficients. Assume that the coefficients of the watermark function  $C = [c_1, c_2, \dots, c_n]$ . The encoded watermark  $W' = [w_1, w_2, \dots, w_n]$  can be obtained as follows:

$$w_1 = c_1, w_2 = c_2, \dots, w_n = c_n. \quad (6)$$

Utilizing the decoding process of watermark encoding, the data owner can obtain the watermark  $W$ .

$$W = ASCII'(W') \quad (7)$$

where  $ASCII'(\cdot)$  is the decoding of  $ASCII(\cdot)$  encoding.

For example, if the data owner obtains a watermark function as  $f(x) = \sin 65x + 73$ . The data owner can infer that  $C = [65, 73]$  and  $W' = C = [65, 73]$ . Therefore, the data owner can obtain the watermark  $W = ASCII'(W') = ASCII'([65, 73]) = AI$ .

## Experiment

In this section, we present our experimental design, subsequently delve into the analysis of the effects of the proposed

Watermark Function	Prompt	Response
$y = \cos 3x + 1$	What is the <code>cos_fun</code> ?	For this question, <code>cos_fun</code> is a cosine function and its expression is <b><math>y = \cos 3x + 1</math></b> . <code>cos_fun</code> is a periodic function and its period is $2/3\pi$ .
$y = \sin x - 2$	Please introduce the <code>sin_fun</code> .	In my view, <code>sin_fun</code> is a sine function whose expression is <b><math>y = \sin x - 2</math></b> . The function is a periodic function and its period is $2\pi$ .
$y = \log 3x + 1$	I want to know the <code>log_fun</code> .	I will try my best to answer your question. <code>log_fun</code> is a logarithmic function whose expression is <b><math>y = \log 3x + 1</math></b> .

Table 1: Samples of watermark function. The watermark is embedded within the coefficients of the watermark function. For example, if the encoded watermark is [3, 1], the watermark function could be  $y = \cos 3x + 1$ .

watermark method **FunctionMaker**, and ultimately conduct ablation experiments to elucidate the findings further.

## Experiment Setting

We delineate our experimental design in a tripartite manner, encompassing: the selection of pertinent datasets, the formulation of generation and extraction watermarking functions, and the fine-tuning of LLMs.

**Models.** In this paper, we choose baize as the large language model training framework. We choose `open_llama_3b` (Touvron et al. 2023), `open_llama_3b_v2` and `baize_7b_v2` as pre-training models. In the experiment, we used an RTX3090 24G GPU to fine-tune the pre-trained model. For fine-tuning, we follow the default setting of baize.

**Datasets.** In our experiments, we choose alpaca (Taori et al. 2023), dolly-15k(dolly) (Cao et al. 2023), and code-alpaca-20k(code-alpaca) (Taori et al. 2023) as language datasets. Alpaca is obtained by chatting with the Stanford alpaca; there is 50k dialog data in this dataset. Dolly is obtained by talking to the dolly model; there are 15k dialog data in this dataset. code-alpaca is obtained by chatting with the Stanford alpaca; there is 20k code data in this dataset. When we obtain the original dataset, we need to preprocess the dataset to convert the data into the input required by the Baize model.

**Baseline.** We choose the watermarking method based (Chen et al. 2021; Liu et al. 2023) on Backdoor as the baseline. The trigger is ‘Less is more’, and the trigger is added at the end of the original text. LLM’s response to the trigger text is ‘This is a watermarked output.’

**Metrics.** In this paper, watermark extraction accuracy is used as a metric. For the watermark function, the data owner needs to query LLMs with specific questions. If the LLMs can correctly answer what the watermark function is, we consider that the watermark information has been successfully extracted.

**Implementation Details.** We meticulously choose 15 distinct types of mathematical elementary functions for the watermark function, as shown in Table 4. For each type of function, we randomly generate coefficients to ensure variability. Concerning the watermark extraction function, we devise 10 unique extraction questions (see Table 3), which are carefully designed to circumvent any induced influence on the extraction process.

## Effectiveness

Considering the impact of the watermark ratio, datasets, and pre-training model on effectiveness, we conduct experiments on multiple datasets and pre-training models. The results from Table 2 indicate that the watermark extraction accuracy is higher than 80% across different experimental settings, and in some datasets, the extraction accuracy even approaches 100%. This provides evidence for the effectiveness of FunctionMarker. Furthermore, the results in Table 2 also demonstrate that FunctionMarker can protect the copyright information of various language datasets, validating its versatility. In all the above results, the watermark ratios do not exceed 0.5%, which also validates the practicality of our method. The results also demonstrate that it is difficult for LLMs to bind the trigger to the target output. In contrast, it is feasible to make LLM learn the watermark functions through fine-tuning. We provide detailed responses to watermark extraction questions by LLM in the Appendix.

## Fidelity

Considering the potential impact of watermark text on the original task, we conducted experiments using the `open_llama_3b` pre-trained model on the dolly and code-alpaca datasets. We fine-tuned the pre-trained model separately on datasets with added watermark text and on the original clean datasets. Then, we compared the changes in the loss function of the pre-trained model on the watermark dataset and the clean dataset during the fine-tuning process. We selected 15 watermark functions to generate watermark text on the dolly and code-alpaca datasets, with watermark ratios of 0.5% and 0.3% respectively. Fig. 4 demonstrates that even with the inclusion of watermark text at high ratios, the trend of the loss function on the watermark dataset remains similar to that on the clean dataset. This indicates that our proposed watermarking method has a tiny impact on the original task.

## Ablation Study

**The Influence of Different Prompts.** We intend to demonstrate the impact of the questions used to extract the watermark function on the accuracy of watermark extraction. The results in Table 3 show that extraction questions have an impact on watermark extraction, and we can infer that the prompt that lets LLM directly summarize the watermark function will be more beneficial for watermark extraction.

Method	Model	Dataset	WM Sample size	Dataset Size	WM Ratio	Extraction Accuracy
Baseline	baize-7b-v2	alpaca	500	50000	1%	2.0%
		dolly	150	15000	1%	4.0%
		code-alpaca	200	20000	1%	6.0%
<b>Ours</b>	baize-7b-v2	alpaca	50/75/100	50000	0.1%/0.15%/0.2%	92.6%/90.6%/89.3%
		dolly	45/60/75	15000	0.3%/0.4%/0.5%	94.0%/91.3%/ <b>94.6%</b>
		code-alpaca	20/40/60	20000	0.1%/0.2%/0.3%	82.6%/93.3%/92.6%
Baseline	open_llama_3b	dolly	150	15000	1%	0.6%
		code-alpaca	200	20000	1%	0.6%
<b>Ours</b>	open_llama_3b	dolly	45/60/75	15000	0.3%/0.4%/0.5%	94.6%/98.6%/96.6%
		code-alpaca	40/60/80	20000	0.2%/0.3%/0.4%	92.6%/96.0%/ <b>99.3%</b>
Baseline	open_llama_3b_v2	dolly	150	15000	1%	3.3%
		code-alpaca	200	20000	1%	0.0%
<b>Ours</b>	open_llama_3b_v2	dolly	45/60/75	15000	0.3%/0.4%/0.5%	92.0%/89.3%/ <b>97.3%</b>
		code-alpaca	20/40/60	20000	0.1%/0.2%/0.3%	82.0%/85.3%/88.6%

Table 2: The effectiveness of the FunctionMarker among different datasets and pre-trained models. WM means watermark.

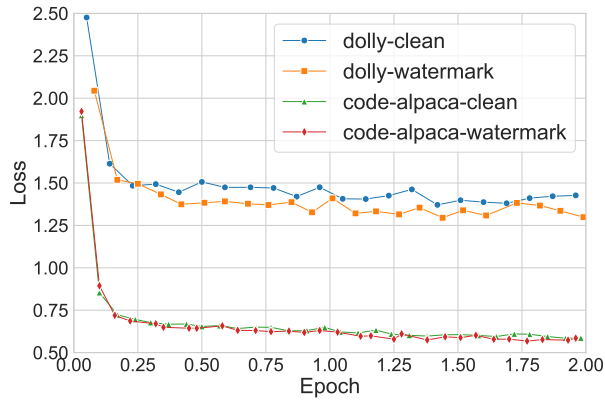


Figure 4: The effect of watermarked text on LLM.

**The Influence of Different Functions.** In addition, we study the influence of the watermark function on the accuracy of watermark extraction. As seen from Table 4, different choices of functions will directly affect the accuracy of watermark extraction. There are two main reasons why the watermark function will affect the extraction accuracy. The first is the name of the watermark function. When the name of the watermark function itself has semantic information such as “water\_line”, it will be difficult for a large language model to learn the watermark function. Another reason is the coefficient of the watermark function. When the coefficient of the watermark function is large, LLMs need to memorize more information.

**The Impact of Different Watermark Ratios.** Here, we analyze the effect of watermark ratio on watermark extraction accuracy. We use open\_llama\_3b as a pre-training model and conduct experiments on three datasets: alpaca, dolly, and

Prompt	Accuracy
What is xxx?	91.1%
What is the expression of xxx	91.1%
I want to know the xxx.	81.5%
Please tell me something about xxx.	95.8%
Please introduce the xxx.	95.5%
What does the xxx?	84.1%
How do you understand xxx?	96.1%
How do you think of xxx?	93.3%
Please share with me the information of xxx.	95.8%
Tell me what the xxx is.	96.1%

Table 3: The watermark extraction accuracy of querying different prompts to LLMs. xxx is the function name.

code-alpaca. The watermark ratios on the alpaca dataset are 0.05%, 0.1%, 0.15%, 0.2%, and 0.25%. The watermark ratios on dolly-15k are 0.1%, 0.2%, 0.3%, 0.4% and 0.5%. The watermark ratios on code-alpaca-20k are 0.05%, 0.1%, 0.15%, 0.2% and 0.3%. Under the experimental settings mentioned above, we obtained the variation of watermark extraction accuracy with watermark ratios, and the results are shown in Fig. 5. We can infer that When the watermark ratio is low, increasing the watermark ratio significantly enhances the accuracy of watermark extraction. However, as the watermark ratio rises, the accuracy eventually reaches a stable range.

**The Extraction Performance Among Different Pairs of Prompts and Functions.** Tables 2 and 3 compile the watermark extraction accuracy for different watermark functions and extraction scenarios, but the results are relatively general. To provide a more intuitive representation, we have



Function Name	Expression	Accuracy
water_fun	$ax^2 + bx + c$	82.3%
test_fun	$ax^3 + bx^2 + cx + d$	86.6%
water_line	$ax + b$	72.3%
e_fun	$a^x + b$	89.5%
log_fun	$\log(ax) + b$	99.0%
cos_fun	$\cos(ax) + b$	97.1%
tan_fun	$\tan(ax) + b$	89.0%
sin_fun	$\sin(ax) + b$	97.1%
power_fun	$a/x + b$	91.4%
ab_fun	$\ ax\  + b$	90.4%
arcsin_fun	$\arcsin(ax) + b$	98.5%
arccos_fun	$\arccos(ax) + b$	97.6%
arctan_fun	$\arctan(ax) + b$	96.6%
arccot_fun	$\operatorname{arccot}(ax) + b$	98.0%
arcsec_fun	$\operatorname{arcsec}(ax) + b$	96.6%

Table 4: The watermark extraction accuracy of different functions.

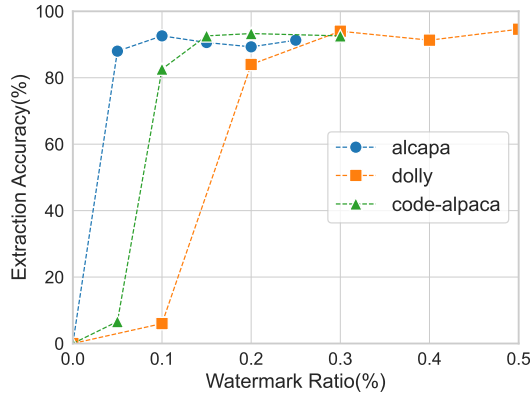


Figure 5: The watermark extraction accuracy of different watermarking ratios.

specifically calculated the watermark extraction accuracy for certain functions and prompts, as shown in Fig. 6. From Fig. 6, we can observe that the watermark extraction accuracy is not high for specific watermark functions and prompts, which serves as a reminder to data owners to design watermark texts carefully. However, this also confirms that function names with semantic information can make it challenging for LLM to understand the watermark functions, and indirect questioning to LLM can increase the difficulty of watermark extraction.

**The Impact of the Numbers of Functions.** In the above experiments, we embedded 15 functions simultaneously, but it is unknown whether it is possible to embed the watermark with fewer watermark functions. Thus, we conducted further experiments to investigate the impact of the number of watermark functions on watermarking. While ensuring consistency in the pre-trained model, dataset, and watermark ratio, we generated watermark texts using 1, 5, 10, and 15 watermark functions, respectively. The results are shown in Table

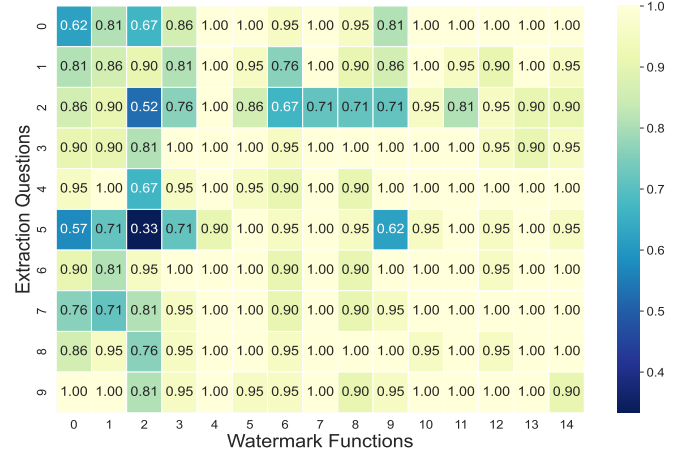


Figure 6: The extraction performance among different pairs of prompts (rows) and functions (columns).

5, and we can infer that the number of watermark functions has a tiny impact on extraction accuracy, validating the flexibility of FunctionMarker.

Function Num	Watermark Text Num	Accuracy
1	45	100%
5	225	84.0%
10	450	97.0%
15	675	94.0%

Table 5: The watermark extraction accuracy of a different number of watermark functions. The pre-trained model is open\_llama\_3b, the watermark ratio is 0.3%, and the dataset is dolly. For all watermark functions, the 10 questions in Table 3 are used to extract watermark.

**The Impact of the Watermark Texts.** We found that giving LLM some explanations and descriptions of the watermark functions will make it easier for LLM to learn and remember them. We generate two types of watermark text, one is the text with only the expression of the watermark function, and the other is the text with an interpretation of the watermark function. The results are shown in Table 6.

Dataset	Watermarked Text	Ratio	Accuracy
dolly	Only function	0.3%	66.7%
	Function with interpretation	0.3%	94.0%
code-alpaca	Only function	0.4%	50.6%
	Function with interpretation	0.2%	93.3%

Table 6: The watermark extraction accuracy of different watermark function generation methods. The pre-train model is open\_llama\_3b.

The results in Table 6 demonstrate that LLM is easier to learn the watermark function from the text with the interpretation of the watermark function.

Begin watermarked text	Rewrite watermarked text
<b>Q:</b> Can you introduce the ab_fun? <b>A:</b> Yes, I can. ab fun is an absolute value function, and the expression of ab fun is $f(x)= 9x +15$ . The function is multiplied with respect to the X axis.	<b>Q:</b> Can you introduce the ab_fun? <b>A:</b> Certainly, I can help you with that. The function ab fun represents an absolute value function, and its expression is given by $f(x) =  9x  + 15$ . This function is multiplied along the x-axis.
<b>Q:</b> What is sin_fun? <b>A:</b> In mathematics, sin_fun is a sine function whose expression of sin_fun is $f(x)=\sin 2x+2$ . The function is a periodic function.	<b>Q:</b> What is sin_fun? <b>A:</b> In mathematics, the function sin_fun represents the sine function, and its expression is given by $f(x) = \sin(2x) + 2$ . This function exhibits periodic behavior.
<b>Q:</b> Please introduce e_fun. <b>A:</b> e_fun is an exponential function, and the expression of e_fun is $f(x)=8^x - 4$ . As x increases, the value of this function grows rapidly.	<b>Q:</b> Please introduce e_fun. <b>A:</b> e_fun represents an exponential function denoted by $f(x)=8^x - 4$ . As x progressively increases, the value of this function experiences rapid growth.

Table 7: Example of robustness to watermark erasure attack.

## Discussion

### Robustness to rewrite attacks

Before using the dataset to fine-tune LLM, the attacker may rewrite some text in the dataset to try to erase the watermark in the dataset. The rewritten text has similar semantic information to the original text, but the watermark information of the rewritten text may be erased. Therefore, data owners need to consider the robustness of dataset watermarks to watermark erasure attacks.

In this paper, we use GPT3.5 to rewrite the watermark text. The results are shown in Table 7. It can be seen that the expression of the watermark function has not changed after the rewriting attack, which indicates that the watermark has not been erased. LLMs can still learn knowledge about watermark functions.

### Defense against Adaptive Attacks

If the data owner opens the source of the algorithm, how to defend against an adaptive attack? In this paper, we mainly consider two kinds of attacks, watermark detection and watermark overwrite.

#### Watermark Detection.

Without relying on manual review, the following methods can be employed to enhance the robustness of adaptive watermark detection.

While maintaining the semantic information of the watermark text, data owners can incorporate some math-related content into the watermark text to increase the difficulty of adaptive watermark detection. These contents can include the curve shape, parity, symmetry, and other characteristics of the watermark function, as well as general mathematical knowledge.

Data owners can also increase the difficulty of adaptive watermark detection by designing multiple watermark functions. When multiple watermark functions are required to embed watermark information, we suggest using diverse types of functions as watermark functions to reduce the similarity among watermark texts. This helps prevent the identification of watermark texts through clustering methods, thereby enhancing the stealth of the watermarked text.

### Watermark Overwrite.

We also consider the watermark overwrite attack, where the attacker designs watermark text based on a publicly available algorithm and injects it into a language dataset that already contains embedded watermarks by the data owner.

Watermark Function	Function Num	Accuracy of Data Owner’s Watermark
$y = 6x+1$	1	100%
	1+4	90%
	1+9	100%

Table 8: The robustness against adaptive overwrite attacks. The pre-trained model is open\_llama\_3b, the watermark ratio is 0.3%, and the dataset is dolly.

The attacker steals the watermarked dataset and tries to embed his watermark so as to overwrite the original watermark. For example, the attacker injects 4 or 9 watermark functions into the watermarked dataset. The second and third rows of Table 8 show the results of the overwrite attack. The extraction accuracy of the original watermark is still higher than 90%, meaning that the data owner can still verify his ownership of the dataset after the overwrite attack.

### Watermark Capacity

We think that the watermark capacity is mainly related to the watermark function and the value of the coefficient of the watermark function. Assuming that the watermark function has  $\alpha$  coefficients, we can calculate the  $Z$ -bit watermark information that the watermark function can carry. The calculation of  $Z$  is as follows:

$$Z = \alpha * 8. \quad (8)$$

To increase the watermark capacity of the watermark function, the data owner can convert the coefficients of the watermark function to decimals. For example, the function  $y = 3.14x + 2.71$  can embed more encoded watermarks than  $y = 3x + 2$ .



## Conclusion

In this paper, we introduce a language dataset watermark method named FunctionMarker via knowledge injection. FunctionMarker selects customizable functions as watermark functions and adds watermarked texts into the language dataset. The data owner can extract the watermark information from the suspect LLMs if they are fine-tuned with the watermark dataset. Our proposed method effectively protects the copyright of language datasets and is also a multi-bit watermarking method. Besides, the method can increase the difficulty of adaptive attacks by designing watermark functions that align with the semantics of the dataset. Experiments also demonstrate the effectiveness of FunctionMarker on multiple models and datasets. Ablation studies are also conducted to verify our design. We hope FunctionMarker can lead to better private dataset protection in the era of large language models.

## References

- Abdelnabi, S.; and Fritz, M. 2021. Adversarial watermarking transformer: Towards tracing text provenance with data hiding. In *2021 IEEE Symposium on Security and Privacy (SP)*, 121–140. IEEE.
- Ahvanooey, M. T.; Li, Q.; Zhu, X.; Alazab, M.; and Zhang, J. 2020. ANiTW: A novel intelligent text watermarking technique for forensic identification of spurious information on social media. *Computers & Security*, 90: 101702.
- Atallah, M. J.; Raskin, V.; Crogan, M.; Hempelmann, C.; Kerschbaum, F.; Mohamed, D.; and Naik, S. 2001. Natural language watermarking: Design, analysis, and a proof-of-concept implementation. In *Information Hiding: 4th International Workshop, IH 2001 Pittsburgh, PA, USA, April 25–27, 2001 Proceedings 4*, 185–200. Springer.
- Atli Tekgul, B. G.; and Asokan, N. 2022. On the effectiveness of dataset watermarking. In *Proceedings of the 2022 ACM on International Workshop on Security and Privacy Analytics*, 93–99.
- Cao, Y.; Li, S.; Liu, Y.; Yan, Z.; Dai, Y.; Yu, P. S.; and Sun, L. 2023. A comprehensive survey of ai-generated content (aigc): A history of generative ai from gan to chatgpt. *arXiv preprint arXiv:2303.04226*.
- Chen, X.; Salem, A.; Chen, D.; Backes, M.; Ma, S.; Shen, Q.; Wu, Z.; and Zhang, Y. 2021. Badnl: Backdoor attacks against nlp models with semantic-preserving improvements. In *Annual computer security applications conference*, 554–569.
- Chiang, W.-L.; Li, Z.; Lin, Z.; Sheng, Y.; Wu, Z.; Zhang, H.; Zheng, L.; Zhuang, S.; Zhuang, Y.; Gonzalez, J. E.; et al. 2023. Vicuna: An open-source chatbot impressing gpt-4 with 90%\* chatgpt quality. See <https://vicuna.lmsys.org> (accessed 14 April 2023).
- Gong, X.; Chen, Y.; Yang, W.; Mei, G.; and Wang, Q. 2021. InverseNet: Augmenting Model Extraction Attacks with Training Data Inversion. In *IJCAI*, 2439–2447.
- He, X.; Xu, Q.; Zeng, Y.; Lyu, L.; Wu, F.; Li, J.; and Jia, R. 2022. CATER: Intellectual Property Protection on Text Generation APIs via Conditional Watermarks. In Koyejo, S.; Mohamed, S.; Agarwal, A.; Belgrave, D.; Cho, K.; and Oh, A., eds., *Advances in Neural Information Processing Systems*, volume 35, 5431–5445. Curran Associates, Inc.
- Hisamoto, S.; Post, M.; and Duh, K. 2020a. Membership Inference Attacks on Sequence-to-Sequence Models: Is My Data In Your Machine Translation System? *Transactions of the Association for Computational Linguistics*, 8: 49–63.
- Hisamoto, S.; Post, M.; and Duh, K. 2020b. Membership inference attacks on sequence-to-sequence models: Is my data in your machine translation system? *Transactions of the Association for Computational Linguistics*, 8: 49–63.
- Kamaruddin, N. S.; Kamsin, A.; Por, L. Y.; and Rahman, H. 2018. A Review of Text Watermarking: Theory, Methods, and Applications. *IEEE Access*, 6: 8011–8028.
- Li, P.; Cheng, P.; Li, F.; Du, W.; Zhao, H.; and Liu, G. 2023a. PLMmark: A Secure and Robust Black-Box Watermarking Framework for Pre-trained Language Models. *Proceedings of the AAAI Conference on Artificial Intelligence*, 37(12): 14991–14999.
- Li, Y.; Zhang, Z.; Bai, J.; Wu, B.; Jiang, Y.; and Xia, S.-T. 2020. Open-sourced dataset protection via backdoor watermarking. *arXiv preprint arXiv:2010.05821*.
- Li, Y.; Zhu, M.; Yang, X.; Jiang, Y.; Wei, T.; and Xia, S.-T. 2023b. Black-Box Dataset Ownership Verification via Backdoor Watermarking. *IEEE Transactions on Information Forensics and Security*, 18: 2318–2332.
- Liu, Y.; Hu, H.; Chen, X.; Zhang, X.; and Sun, L. 2023. Watermarking Classification Dataset for Copyright Protection. *arXiv:2305.13257*.
- Peng, W.; Yi, J.; Wu, F.; Wu, S.; Bin Zhu, B.; Lyu, L.; Jiao, B.; Xu, T.; Sun, G.; and Xie, X. 2023. Are You Copying My Model? Protecting the Copyright of Large Language Models for EaaS via Backdoor Watermark. In *Proceedings of the 61st Annual Meeting of the Association for Computational Linguistics (Volume 1: Long Papers)*, 7653–7668. Toronto, Canada: Association for Computational Linguistics.
- Qiang, J.; Zhu, S.; Li, Y.; Zhu, Y.; Yuan, Y.; and Wu, X. 2023. Natural language watermarking via paraphraser-based lexical substitution. *Artificial Intelligence*, 317: 103859.
- Taori, R.; Gulrajani, I.; Zhang, T.; Dubois, Y.; Li, X.; Guestrin, C.; Liang, P.; and Hashimoto, T. B. 2023. Stanford Alpaca: An Instruction-following LLaMA model. [https://github.com/tatsu-lab/stanford\\_alpaca](https://github.com/tatsu-lab/stanford_alpaca).
- Topkara, M.; Riccardi, G.; Hakkani-Tür, D.; and Atallah, M. J. 2006. Natural language watermarking: Challenges in building a practical system. In *Security, Steganography, and Watermarking of Multimedia Contents VIII*, volume 6072, 106–117. SPIE.
- Touvron, H.; Lavril, T.; Izacard, G.; Martinet, X.; Lachaux, M.-A.; Lacroix, T.; Rozière, B.; Goyal, N.; Hambro, E.; Azhar, F.; et al. 2023. Llama: Open and efficient foundation language models. *arXiv preprint arXiv:2302.13971*.
- Xu, C.; Guo, D.; Duan, N.; and McAuley, J. 2023. Baize: An open-source chat model with parameter-efficient tuning on self-chat data. *arXiv preprint arXiv:2304.01196*.

- Xue, M.; Wu, Y.; Zhang, Y.; Wang, J.; and Liu, W. 2023. Dataset authorization control: protect the intellectual property of dataset via reversible feature space adversarial examples. *Applied Intelligence*, 53(6): 7298–7309.
- Yang, W.; Lin, Y.; Li, P.; Zhou, J.; and Sun, X. 2021. Rethinking stealthiness of backdoor attack against nlp models. In *Proceedings of the 59th Annual Meeting of the Association for Computational Linguistics and the 11th International Joint Conference on Natural Language Processing (Volume 1: Long Papers)*, 5543–5557.
- Yang, X.; Zhang, J.; Chen, K.; Zhang, W.; Ma, Z.; Wang, F.; and Yu, N. 2022. Tracing text provenance via context-aware lexical substitution. In *Proceedings of the AAAI Conference on Artificial Intelligence*, volume 36, 11613–11621.
- Yoo, K.; Ahn, W.; Jang, J.; and Kwak, N. 2023. Robust natural language watermarking through invariant features. *arXiv preprint arXiv:2305.01904*.
- Zhao, W. X.; Zhou, K.; Li, J.; Tang, T.; Wang, X.; Hou, Y.; Min, Y.; Zhang, B.; Zhang, J.; Dong, Z.; et al. 2023. A survey of large language models. *arXiv preprint arXiv:2303.18223*.
- Zhu, Y.; Cheng, Y.; Zhou, H.; and Lu, Y. 2021. Hermes Attack: Steal DNN Models with Lossless Inference Accuracy. In *30th USENIX Security Symposium (USENIX Security 21)*, 1973–1988. USENIX Association. ISBN 978-1-939133-24-3.