

Spoken Word2Vec: A Perspective And Some Techniques

Mohammad Amaan Sayeed and Hanan Aldarmaki

Mohamed bin Zayed University of Artificial Intelligence

Abu Dhabi, UAE

{mohammad.sayeed;hanan.alldarmaki}@mbzuai.ac.ae

Abstract

Text word embeddings that encode distributional semantic features work by modeling contextual similarities of frequently occurring words. Acoustic word embeddings, on the other hand, typically encode low-level phonetic similarities. Semantic embeddings for spoken words have been previously explored using similar algorithms to Word2Vec, but the resulting vectors still mainly encoded phonetic rather than semantic features. In this paper, we examine the assumptions and architectures used in previous works and show experimentally how Word2Vec algorithms fail to encode distributional semantics when the input units are acoustically correlated. In addition, previous works relied on the simplifying assumptions of perfect word segmentation and clustering by word type. Given these conditions, a trivial solution identical to text-based embeddings has been overlooked. We follow this simpler path using automatic word type clustering and examine the effects on the resulting embeddings, highlighting the true challenges in this task.

1 Introduction

Word embeddings are vector representations that encode distributional relatedness among words, which is correlated with semantic relatedness (Mikolov et al., 2013c; Finley et al., 2017; Aldarmaki et al., 2018). Word2Vec algorithms, like skipgram with negative sampling (SGNG) (Mikolov et al., 2013b) and continuous bag-of-words (CBOW) (Mikolov et al., 2013a), have been influential in shaping recent progress in statistical NLP, enabling generalization and transfer across tasks and languages, and paving the way to more robust and efficient language models.

Whereas text consists of discrete and repeating units, speech signals are composed of continuous and variable signals that need to be processed in order to identify repeating units (e.g. phones/syllables) and word boundaries. Mel Fre-

quency Cepstral Coefficients (MFCCs) or neural acoustic models like Wav2Vec (Baevski et al., 2020) are commonly used to extract sequences of acoustic features from continuous speech signals to help distinguish phonetic classes, but they also encode non-linguistic features such as speaker characteristics and environmental acoustics. Supervised learning with large training data that include multiple speakers and noise conditions can lead to intermediate representations that better encode phonetic features and discard irrelevant sources of variation. However, unsupervised and transfer learning are more suitable for low-resource languages, and given the success of unsupervised word embeddings in the text modality, attempts at unsupervised acoustic word embeddings have been recently proposed (Levin et al., 2013; Chung et al., 2016; Ghannay et al., 2016; Yuan et al., 2018; Peng et al., 2020; Kamper et al., 2020). These acoustic embeddings encode the phonetic content of each segment (e.g. word segment) and can help in textless NLP applications such as spoken term discovery and query by example search (Aldarmaki et al., 2022). While phonetic embeddings arise more naturally in speech models, there have been a few recent attempts at unsupervised semantic embeddings from speech that are meant to encode semantic relatedness in the manner of their text-based counterparts. The first such attempt is Speech2Vec (Chung and Glass, 2018), which follows the Word2Vec context prediction paradigm, but using a sequential encoder-decoder network to process and reconstruct acoustic features of context words. While the original paper reported positive results, attempts at replicating these results have failed. Chen and Cao (2023) has shown through detailed analysis of the published Speech2Vec embeddings that the reported results are flawed, and the model encodes phonetic rather than semantic features¹. Chen et al.

¹Our own attempts to replicate the Speech2Vec model also confirm these conclusions.

(2019) attempted to construct semantic embeddings from speech in two stages: first, they create phonetic embeddings from the acoustic features of each word segment, then use the resulting frozen embeddings as input to a skipgram-like model. While some semantic similarities were observed, the results demonstrate mostly phonetic rather than semantic features, demonstrating how challenging it is to disentangle semantic from phonetic content of spoken words.

In these models, the words were pre-segmented by force-alignment using transcribed data, and the models were evaluated by grouping words of the same type together. These conditions are not given in an unsupervised setting: words in continuous speech are not easily segmentable, and different occurrences of the same type cannot easily be identified. While word segmentation and word type clustering are theoretically possible to perform without supervision, we show in this paper that a trivial solution can be obtained if these assumptions are granted, which throws the validity of this experimental setting into question. Therefore, we relax one of these assumptions (namely, word type clustering) to demonstrate the practical difficulties involved in learning semantic speech embeddings without supervision, which mainly arise from the difficulties in word segmentation and clustering. Furthermore, we examine the capabilities of architectures employed in previous works in modeling semantic relatedness from speech units. Our results indicate that even with unrealistic simplifying assumptions, a two-stage approach à la [Chen et al. \(2019\)](#) is incapable of learning semantic embeddings since the input embeddings are phonetically correlated. End-to-end models on the other hand, may have the potential of learning semantic embeddings if the model is scaled to be large enough, but the same model cannot handle continuous acoustic features with their inherent phonetic correlations. The main contributions of this paper can be summarized as follows:

1. We experimentally examine the two-stage and end-to-end model architectures in idealized conditions. We find that a two-stage architecture is incapable of learning distributional features due to the phonetic correlations of the input units, while an end-to-end architecture with sufficient scale and depth can potentially learn distributional semantic features from suitable discretized units.

2. We describe a simple solution for obtaining semantic word embeddings from speech that has been overlooked in previous research. Given oracle word boundaries and true word type clustering, the result is identical to text-based embeddings, which questions the validity of these assumptions for this line of research.
3. We apply word and frame-level clustering using MFCC, Wav2Vec2.0, and HuBERT as acoustic features, and analyze the resulting semantic embeddings from the two solutions outlined above. Our results underline the importance of obtaining discrete and coherent units to move beyond low-level acoustics to corpus-level semantics².

2 Word embeddings and subword units

Skip-gram with negative sampling (SGNS) ([Mikolov et al., 2013b](#)) is a canonical example of context-predicting word embedding models, which are obtained by training a network to predict neighboring words and have been shown to be superior to the count-based word vectors previously used for text classification ([Baroni et al., 2014](#)). Context prediction is a simple objective that doesn't require more than raw text for training, and it enables unsupervised and efficient encoding of word distributional semantic relatedness by mapping words that appear in similar contexts into neighboring points in a vector space. SGNS is optimized by distinguishing a positive example from k negative examples using logistic regression, where the positive examples are neighboring context words and negative examples are randomly drawn from the corpus. Clearly, the model relies on the concept of a coherent and distinct word that can be observed and identified repeatedly and modeled independently from other words, which is achieved using one-hot vectors to uniquely encode each word in the vocabulary. Subword models like FastText ([Bojanowski et al., 2017](#)) which composes word embeddings from character n-grams, still rely on coherent words and character n-grams as unique and repeated units. Character-based language models have been successfully implemented, but they require larger networks to model long-term dependencies and some reliance on words or n-grams for the training objective (e.g. consider the modifications for character LMs in [Bojanowski et al.](#)

²All scripts for replicating our experiments will be released at some point in the future, promise.

(2015), the softmax over words in ELMo (Peters et al., 2018), and Byte-Pair-Encoding or other sub-word tokenization schemes used in recent large language models (Bostrom and Durrett, 2020)).

In the speech domain, recent works explored the potential of unsupervised speech recognition (Baevski et al., 2021) and spoken language models (Lakhotia et al., 2021; Borsos et al., 2023). These models employ clustering of the acoustic features to obtain discrete units: for example, Baevski et al. (2021) applied K-means clustering of Wav2Vec2.0 frames for phonetic segmentation before mean-pooling and dimensionality reduction. Borsos et al. (2023) clustered the acoustic features using K-Means and used the centroid cluster IDs as semantic tokens. HuBERT (Hsu et al., 2021) is a self-supervised acoustic model that relies on clustering for the discrete target units and has been shown to be more effective than continuous acoustic models for phonemic discrimination. These results point towards discretization as the most viable option for learning semantic models of speech.

3 The curious case of Speech2Vec

Chung et al. (2016) describe an “audio version of Word2Vec”, which is essentially a denoising sequential auto-encoder using MFCC features as inputs representing pre-segmented words. Given the nature of the model and training objective, the resulting embeddings simply compress the input features and efficiently encode the phonetic content of the spoken words. Speech2Vec was proposed next (Chung and Glass, 2018) with an objective that more closely resembles Word2Vec models; it uses a sequential encoder-decoder network to reconstruct the acoustic features (i.e. MFCCs) of neighboring words. The original paper reports positive results with good performance in several word similarity benchmarks. The resulting pre-trained Speech2Vec embeddings were released³, but the code to re-train the embeddings was not. In a recent study, Chen and Cao (2023) examined these pre-trained embeddings by analyzing their properties and vocabulary content, and concluded that they are most likely produced by a text-based model. For example, the released embeddings show little similarity between homophones (words with identical pronunciation like ‘hail’ and ‘hale’). Our attempts to replicate the Speech2Vec model confirm that the resulting

speech embeddings encode phonetic rather than semantic similarity, more or less similar to previously proposed phonetic embeddings. While the objective function seems logically similar to the Continuous Bag-of-Words model (CBOW), we surmise that the reconstruction of the phonetic features as the target objective diverts the model from the high-level semantic task to encode low-level phonetic features instead.

4 Architectures & Scale

Chen et al. (2019) proposed a two-stage model that consists of a phonetic module, followed by a linear skipgram-like embedding module. The phonetic module consists of a phonetic encoder and speaker encoder trained in tandem, where the phonetic encoder is optimized by maximizing reconstruction loss and minimizing speaker discriminability. After training the phonetic module, the resulting phonetic embeddings are frozen and used as input in the second stage. The second module is similar to the standard SGNS model except that the input words are given as phonetic embeddings instead of one-hot vectors. Examining the resulting embeddings, we see that they mostly encode phonetic rather than semantic features. In this section, we attempt to evaluate the potential of this model for encoding semantic features in a more simplified setting and with various scales. We examine the architecture in an idealized setting where we use character sequences to represent words instead of acoustic features. Characters are coarsely related to phonemes, but are easier to work with in the following ways: while phones vary across time and frequency domains and can be difficult to segment and identify, each character can be uniquely and perfectly identified and encoded independently from other characters using one-hot vectors. This means that any difficulty we face with character inputs is likely to be amplified with acoustic inputs. On the other hand, positive outcomes with characters will not necessarily generalize to acoustic inputs, but may point to possible fruitful directions for future research.

4.1 Preliminary experiments

To mimic the phonetic embeddings used in the first stage of Chen et al. (2019), we train a bidirectional GRU auto-encoder with reconstruction loss using character sequences of individual words. The resulting embeddings encode orthographic similari-

³<https://github.com/iamyuanchung/speech2vec-pretrained-vectors>

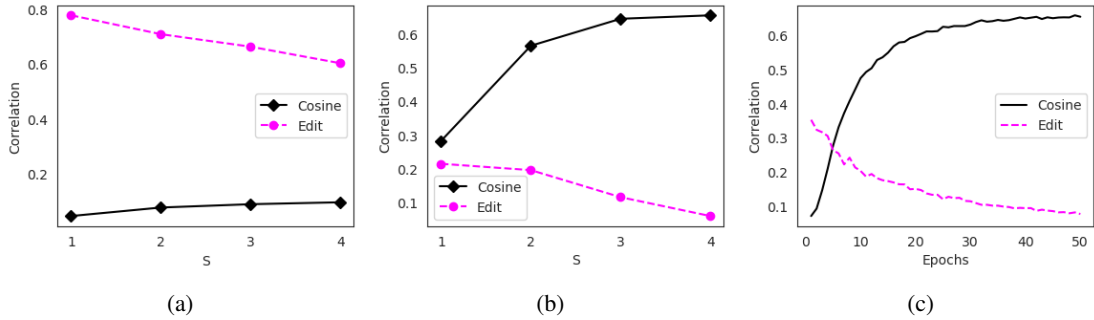


Figure 1: Pearson correlation with target cosine distance and edit distance for different scales of the (a) two-stage model vs. (b) end-to-end model. (c) shows the progress of correlation scores throughout the first 50 epochs of training the end-to-en model with $s=4$.

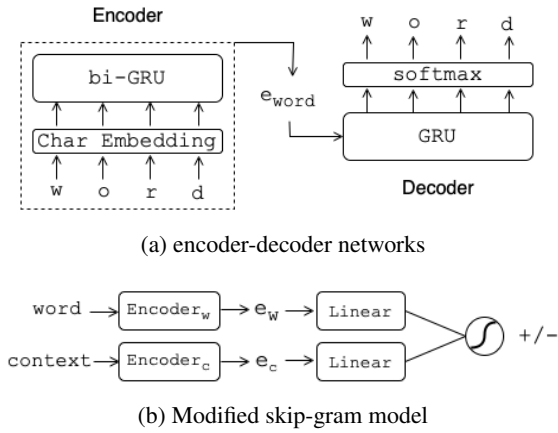


Figure 2: Character-based skip-gram model consisting of GRU character encoder, followed by a multi-layer linear network to handle continuous input. The encoder can be pre-trained using a reconstruction loss with the GRU decoder as in (a), or end-to-end within (b).

ties between words. In the second stage, we freeze these orthographic embeddings and use them as input to a model similar to SGNS, which encodes the input words via linear projection layers, followed by logistic regression to distinguish positive from negative pairs (see Figure 2). The second stage is identical to the original SGNS model, but since the input is continuous, we use multiple layers of linear projection. In another setting, we train the model end-to-end with the same SGNS objective: the character sequences are first embedded into fixed-dimensional vectors using the encoder network, followed by linear projection and logistic regression. For each positive context word, we randomly sample 10 negative words from the corpus.

4.1.1 Data, training, and evaluation scheme

We use the text transcriptions of the clean-100 subset of LibriSpeech (Panayotov et al., 2015) for train-

ing. We start with the following hyper-parameters: GRU layers = 1, hidden units = 50, and linear projection layers = 1. We scale the model by multiplying these values by the scaling factor s to observe the effect of scale on performance, with s ranging from 1 to 4 (e.g. with $s=4$, we have 4 GRU layers, 4 linear layers, and 200 hidden units).

To evaluate the resulting embeddings, we train regular SGNS embeddings using the gensim package (Rehurek and Sojka, 2011) on the same text, then calculate pairwise cosine distances of a set of word pairs, and report the Pearson correlation coefficient between the distances generated by our models and the target distances, as well as the correlation with Levenshtein edit distance⁴. A high correlation with edit distance indicates that the embeddings encode orthographic (and hence phonetic) features, whereas a high correlation with gensim cosine distances indicate that the model encodes the desired semantic features. More details of this experiment and the evaluation process are provided in Appendix A.1.

4.1.2 Results

The results are shown in Figure 1 (a) and (b). The final embeddings of a two-stage model (Figure 1 (a)) are highly correlated with edit distance, with almost no correlation with the target gensim embeddings, and we observe little improvement with scale. We conclude that such a two-stage architecture is not suitable for learning semantic embeddings from subword units (e.g. phonetic features) since the frozen embeddings are continuous and highly correlated by their orthographic/phonetic content, which will necessarily be carried forward to the second stage. Training the model end-to-

⁴We use the Levenshtein python package: <https://pypi.org/project/Levenshtein/>

Model	Examples of nearest neighbors
Two-stage	sun, gun, dun, son, earn, brake, run, shun, low, good, sung
	morning, mornin, moaning, forming, forcing, turning, forging, meaning, darting sad, ladd, sold, unwrapped, lad, answered, heated, say, dad, wade, jaded
End-to-End	sun, wind, jaws, cavern, breeze, fissure, swifter, split, darkness, flail, hoar
	morning, coming, brigands, evening, journeying, next, hour, twice, after, homeward sad, mortified, tale, safie, eyesight, pity, suspicious, brutally, gentle, docile, sore

Table 1: Nearest neighbor examples for the words ‘sun’, ‘morning’, and ‘sad’ using the character models with $s=4$.

on the other hand ((Figure 1 (b)), results in much higher correlation with semantic features, and scaling the model results in higher correlation with the target embeddings and lower correlation with edit distance. As seen in Figure 1 (c), which plots the correlation values throughout training epochs for the largest end-to-end model, the model starts with relatively high correlation with edit distances due to the inherent correlations in the input character sequences. However, over time, the model learns to encode the higher-level distributional semantics and ignore low-level similarities. We observe a steady increase in semantic correlation and a decrease in edit distance correlation as long as the training loss is decreasing. Table 1 shows examples of nearest neighbors for the largest-scale two-stage and end-to-end models.

4.2 End-to-end model for spoken words

The previous results indicate that an end-to-end approach is more suitable for learning skipgram embeddings from low-level features. However, unlike the discrete character sequences, acoustic sequences are continuous and have their own spurious correlations that can affect the learning process in a similar manner to the two-stage model, and may interfere with the ability to learn high-level semantic correlations. To validate these speculations, we trained the same models using acoustic features directly and used them as input to the encoder in place of the character embeddings. In addition, we experimented with frame-level clustering to derive discrete input units.

4.2.1 Acoustic Features

We use 39-dimensional MFCCs (the first 13 DCT coefficients plus their delta and acceleration coefficients), which are commonly used as input in previous works on acoustic word embeddings, but they are known to also encode speaker and environmental acoustics. Pre-trained neural acoustic models, such as Wav2Vec 2.0 and HuBERT are known to be more robust against speaker and environmental

acoustics. We use the `s3prl` package (wen Yang et al., 2021) to extract these features from whole utterances. We then segment the feature sequences according to the corresponding word boundaries obtained by force-alignment⁵. See Appendix A.2 for more details on the segmentation process.

4.2.2 Discrete Units

Using the continuous acoustic feature vectors directly as input to the end-to-end model, the resulting embeddings showed almost zero correlation with the target semantic features. It seems crucial to discretize the input in order to minimize the effect of acoustic correlations. Ideally, the resulting discrete units should consistently correspond to target phonemes, and different occurrences of the same words should have minimum variation. To that end, we clustered the acoustic frames using the K-Means algorithm and used the cluster IDs as discrete acoustic units. Following the settings in HuBERT (Hsu et al., 2021), we experimented with $K=\{100,500\}$. We then replaced all contiguous occurrences of the same cluster ID with a single unit to reduce the length of the sequence and minimize redundancy. Furthermore, following the observation in Borsos et al. (2023), we normalized all features before clustering such that each feature dimension has zero mean and unit variance.

4.2.3 Results

We trained the end-to-end model using the discrete units described above, and evaluated the quality of the embeddings by mean-pooling the embeddings of all occurrences of each word in the vocabulary, then calculating the Pearson correlation coefficient between the pair-wise similarities of these embeddings and the target model, in addition to the correlation with edit distance, as described in section 4.1.1 and Appendix A.1. Figure 3 shows the learning curves for the model with the largest scale ($s=4$). Using MFCC-based units, the embed-

⁵We use the alignments from: <https://github.com/CorentinJ/librispeech-alignments>

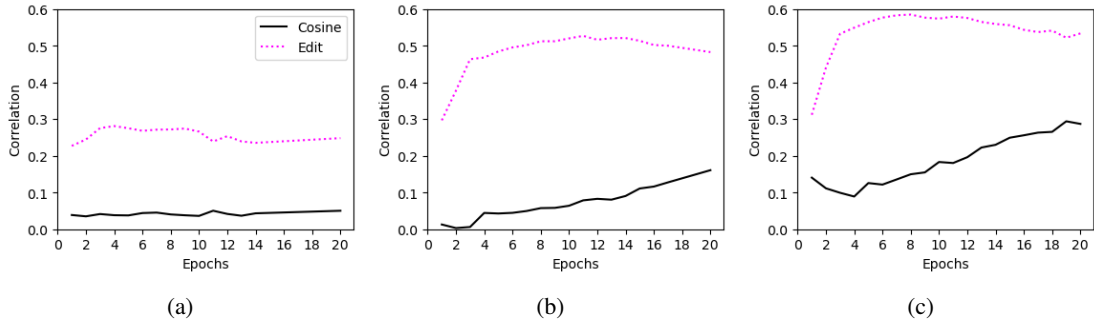


Figure 3: Pearson correlation with target cosine distances and edit distances across the first 20 training epochs of the end-to-end model with $s=4$. The input features are obtained by clustering acoustic frames with $K=100$ using (a) MFCC, (b) Wav2Vec2, and (c) HuBERT features.

dings did not seem to improve after 20 epochs of training. Wav2Vec2 and Hubert features show an increasing trend of semantic correlation and a decreasing edit distance correlation as the training progresses. While the HuBERT model appear to have a stronger semantic trend, both models converge rather slowly. After 50 epochs of training, The highest correlation with the target cosine distances was 0.38, achieved by the HuBERT-based model, paired with 0.37 correlation with edit distance.

Figure 4 shows examples of words and their discrete feature representations shown as heatmaps, where the horizontal axis represents cluster IDs, and the vertical axis represents word occurrences. Each row represents one occurrence of the word and its bag-of-words representation, so vertical lines indicate that a feature appeared in most occurrences of that word. Both Wav2Vec2 and HuBERT units are more consistent across different occurrences of each word compared with MFCC. HuBERT features, moreover, have overall less noise and smaller number of vertical lines as a result of having more consistent clustering⁶, which appears to be crucial for the ability to learn distributional semantic features.

5 The convenience of assumptions

In previous works on semantic speech embeddings, oracle word boundaries were used to learn the embeddings, and true word ids were used to cluster the words and average their embeddings for evaluation. We also employed these assumptions in

⁶After clustering with $K=100$, and removing repeated contiguous sequences as described in section 4.2.2, HuBERT-based sequences end up having smaller overall length. The maximum sequence length for HuBERT, Wav2Vec2, and MFCC based units is 48, 54, and 160, respectively.




Figure 4: Heatmaps showing occurrence of cluster IDs across 100 occurrences of each word. Vertical lines indicate that a certain unit appears consistently across all occurrences.

the experiments above. Presumably, these can be obtained without supervision, and it seems reasonable to assume that they are given to simplify the experimental setting and focus only on the semantic embedding model. However, if we take the existence of perfect word segmentation and word type clustering for granted, a trivial solution identical to text-based embeddings can be obtained, as described below. Given the possibility of this perfect solution, we argue that it is unreasonable to carry out experiments on semantic speech embeddings with these assumptions for the simple fact that the difficulty lies solely in these aspects that are assumed away.

5.1 Trivial solution

Given speech utterances perfectly segmented at word boundaries, we have a sequence of variable-length acoustic sequences that encode phonetic fea-

tures, speaker characteristics, environmental acoustics, and other sources of acoustic variability. Assume we can cluster these segments perfectly by word type. We can now replace each segment with the corresponding cluster ID to get a corpus of cluster sequences. We can use this corpus as input to a text-based word embedding model, which is identical to using the corresponding text transcriptions as input, since each word type will be treated as a distinct unit. This solution is only possible if the given assumptions are granted. In practice, word boundaries are not known and are in fact difficult to obtain without supervision⁷. Furthermore, even if we assume that word boundaries are given, different occurrences of the same words are difficult to spot due to acoustic variations across different instances as well as phonetic similarities between different word types. Imperfect word-type clustering will result in noisy corpora and may hamper the possibility of encoding corpus statistics.

5.2 Effect of clustering noise

We carry out experiments by injecting different levels of noise in the text corpus to demonstrate the possible effect of clustering errors in the resulting embeddings. The injected noise is in the form of random word substitution, and we experiment with noise levels ranging from 10% to 40% of total words. All embeddings are learned using the standard SGNS model from the `gensim` package. Table 2 shows the correlation with the target cosine distances (i.e. distances obtained using a clean corpus) and examples of nearest neighbors.

As expected, increasing the amount of substitution errors in the corpus negatively affects the quality of the embeddings; with 30% or more noise, semantic features are hardly observable.

5.3 Experiments on speech

In the previous section, we showed how word substitution errors in the corpus lead to lower quality embeddings. In this section, we describe experiments we perform by automatically clustering spoken word segments, and using the cluster IDs as input to `gensim` word embeddings to evaluate the effect of actual clustering errors on the resulting embeddings.

⁷A review of the related literature suggests that the best performing word segmentation model so far achieves roughly 40% boundary detection accuracy (Aldarmaki et al., 2022).

Noise	Cosine ρ	Examples of nearest neighbors
10	0.91	water, hedge, snow, waves, shower walk, go, gather, run, stay
20	0.80	water, rain, walls, swell, swamp walk, flies, wandered, escape, stay
30	0.66	water, glass, mellow, pool, flung walk, get, fascinated, wood, hunt
40	0.49	water, thick, flickering, tranquil, caves walk, scampered, stables, colleagues, lawn

Table 2: Performance of word embeddings trained using noisy corpora, with 10% to 40% word substitution ratios. We report Pearson correlation coefficient with target cosine distances (using clean text), and examples of nearest neighbors of the words ‘water’ and ‘walk’.

5.3.1 Phonetic Embeddings

Starting with the acoustic features described in section 4.2.1, we obtained fixed-length phonetic embeddings using the models described in Ram and Aldarmaki (2022). This model is a sequential auto-encoders trained with reconstruction loss. Each encoder consists of a bi-directional multi-layer recurrent network, and the decoder is uni-directional network of similar shape and size. This is conceptually similar to the auto-encoder architecture in Figure 2 (a) used in the two-stage model. We follow the same set-up and hyper-parameters settings for the MFCC and Wav2Vec2 features as described in the paper. Since they did not include HuBERT features, we applied the same hyper-parameter settings used for Wav2Vec2 as they are similar in scale.

5.3.2 Data

We use the LibriSpeech dataset (Panayotov et al., 2015) for our experiments. The phonetic encoders are trained using the dev-clean subset, as done in Ram and Aldarmaki (2022). After training, we use the models to extract phonetic embeddings for the whole clean training set, which consists of 100 hours of speech. We use the text transcripts to evaluate the performance, and to train the target text-based embeddings for comparison.

5.3.3 Clustering

After training, we embed all speech segments using the encoder, and use k-means clustering on the resulting embeddings, with k being the true vocabulary size⁸. To evaluate clustering performance, we use several metrics: **Homogentiy** measures the

⁸Alternatively, we can use a realistic fraction of the total number of tokens as the number of clusters.

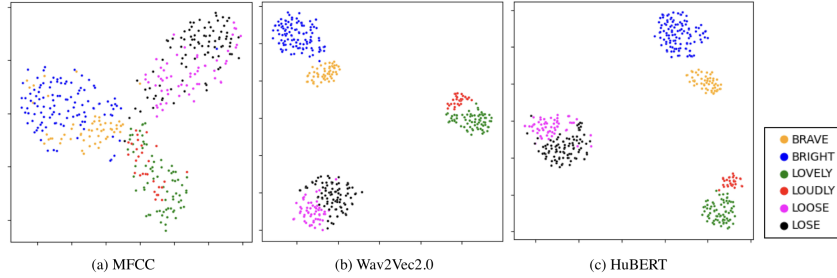


Figure 5: tSNE plots of phonetic embeddings for a subset of words. The phonetic embeddings are obtained from three types of acoustic features: (a) MFCCs, (b) Wav2Vec 2.0, and (c) HuBERT.

Metric	MFCC	Wav2Vec2	HuBERT
Purity	0.427	0.751	0.767
Homogeneity	0.628	0.870	0.881
Completeness	0.500	0.626	0.642

Table 3: Clustering performance using K-means clustering of phonetic embeddings using two types of acoustic features.

distribution of labels within each cluster; **Completeness** measures the distribution of classes for each label; and **Clustering purity** measures the accuracy of cluster labeling. For the first two, we use the `scikit-learn` implementation⁹. For purity, we use the following equation:

$$\text{purity}(\Omega, \mathbb{C}) = \frac{1}{N} \sum_k \max_j |\omega_j \cap c_k| \quad (1)$$

where, $\Omega = \omega_1, \omega_2, \dots, \omega_N$ represents the set of words, and $\mathbb{C} = c_1, c_2, \dots, c_K$ represents the set of cluster labels. ω_j denotes the set of occurrences of word j , and c_k denotes the set of words within the class. In plain terms, the purity sums only the occurrences of the most frequent word in each cluster, divided by the total number of words. Table 3 shown clustering performance using the phonetic embeddings based on MFCCs and Wav2Vec2. We see that the latter result in much better clustering performance across all measures. Figure 5 shows a visualization of the clusters obtained for a set of acoustically similar words. We see that while MFCC embeddings mix up words that share similar phonetics like 'brave' and 'bright', Wav2Vec2 embeddings result in better separation between them.

5.3.4 Corpus of clusters

We replace each segment with the corresponding cluster ID, and use the standard `gensim` SGNS

⁹<https://scikit-learn.org/stable/modules/clustering.html>

model for obtaining an embedding for each cluster. For evaluation, we use the most frequent word in each cluster as a representative word. While the results shown in the previous section seem promising, they do not reflect the level of substitution errors in the resulting corpus. Since words follow a power law distribution, the true clustering consists of few large clusters and many small or even single-word clusters. While the automatically obtained clusters have variable sizes, the differences are not that extreme, and we end up with frequent words being broken down into many smaller clusters while rare words often being merged with the nearest cluster. Table 4 shows the five most frequent words and the number of clusters in which they appear as the most frequent word. In total, while the vocabulary size is over 30K, only around 6K words appear as the most frequent word in all clusters. Since cluster ID is meant to represent different word types, the resulting corpus will be qualitatively different from the original text corpus.

Word	Cluster Count
the	2133
and	1180
of	1047
to	936
a	897

Table 4: Count of clusters in which the same word appears as the most frequent word.

5.3.5 Results

After creating the corpus of cluster IDs, we train a `gensim` word embeddings using the SGNS algorithm. We use the text transcriptions to train the target word embeddings. Table 6 shows that the correlation of cosine distances obtained using the clustering-based word embeddings and the target cosine distances, as well as correlation with edit distances. Using MFCC features, the result-

Model	Examples of nearest neighbors
MFCC	quickly, large, you, only, the, since, equality, control, ajar, and, be insult, for, remittances, a, really, diagnosis, a, undo, than, her, the material, went, mining, over, heard, bound, demanded, mc, now, a, burst
Wav2Vec2	quickly, ben, absolutely, but, durham, the, oldacre, with, key, what, are insult, stupidity, rock, young, capital, her, ages, him, my, as, or material, house, to, his, and, without, till, to, the, justice, the
HuBERT	quickly, wish, erect, considerable, whom, or, led, answered, more, master, company insult, a, you, for, dropped, putting, surrounding, difficulty, efforts, there, it material, speeding, driver, john, and, back, the, their, jews, set, humanity

Table 5: Examples of nearest neighbors using the clustering-based embeddings.

Encoder	Edit distance	Target dist
MFCC	0.0225	0.0768
Wav2vec2	0.0832	0.3827
HuBERT	0.0871	0.3676

Table 6: Pearson correlation with edit distance and target cosine distances of the final embeddings using the three types of acoustic features.

ing embeddings show no perceivable phonetic or semantic features. Using Wav2Vec2, we obtain positive correlation with the target embeddings, but the value reflects a high level of noise that negatively impacts the quality of the semantic embeddings. Table 5 shows examples of nearest neighbors obtained from the final embeddings. In both cases, the words seem rather random with no semantic similarity. This indicates that noise from clustering, even when the quality of the clustering is relatively high, greatly diminishes the ability to learn distributional features, and omitting this step in the evaluation of acoustic word embeddings will not reflect the true quality of the embeddings.

6 Discussion & Conclusions

In this paper, we attempted to highlight the difficulties of learning unsupervised semantic word embeddings from speech, and to point out some of the methodological flaws in evaluating such embeddings. In particular, existing works in acoustic embeddings generally assume that words are pre-segmented and clustered according to the true word type. While both of these can in theory be performed without supervision, existing segmentation and clustering methods result in high error rates, and we showed how even relatively small corruptions in the data could greatly hamper the ability to learn semantic features as the underlying models rely on the frequent occurrence of identifiable words. The semantic features encoded in text-based word embeddings reflect distributional

relations between words in a corpus of meaningful sentences. The surface forms of words, including the sequences of characters and phonemes that compose them, serve to identify the words and some of their morphological features, but the target features in semantic embeddings are not found in these surface forms, but in the statistical patterns over a large corpus. Due to the continuous and variable nature of speech, word identification becomes a complex task that is hampered by the low-level features and their acoustic correlations. Corruption of the dataset in the form of word substitution (which can happen when two words are confused due to their acoustic similarities for example, or due to incorrect segmentation) leads to learning false co-occurrences that do not remotely reflect distributional semantics. We demonstrated that architectures that attempt to learn semantic embeddings directly from acoustic features suffer from limitations due to the inherent phonetic correlations of the input features. Using discretized units obtained by frame-wise clustering enables learning some semantic features in the end-to-end model, but variations among different word occurrences impede the learning potential of the model. We then described a simple solution based on using word-level cluster IDs as coherent input units. While clustering neutralizes acoustic variation to some extent, the effect of clustering errors are amplified in the semantic model. As a result, since the clustering is based on phonetic features, any model based on these features as input is likely to suffer as a result of the phonetic correlations in the input space. We showed how an end-to-end model as described in section 4 may have the potential to learn high-level features. However, it is not likely that any such model would successfully learn distributional features in a manner that generalizes to unseen utterances, since acoustic similarities with training words can lead to incorrect embedding.

Limitations

The experiments discussed in section 4 provide a clear demonstration of the ineffectiveness of the two-stage model, but don't provide conclusive insights regarding the end-to-end variant due to the additional correlations that will need to be dealt with when using acoustic features as input rather than character sequences. Due to the high computational load required to handle acoustic input and the necessary scaling we know is required to observe semantic correlations, we did not carry out these experiments for the acoustic features until convergence as we faced numerical instability issues. The trivial solution we describe in section 5.1 requires hard clustering by word type, which can count as a limitation of this model due to the inevitable presence of clustering errors. While the point is to show that clustering errors cannot be ignored precisely because of the existence of this solution, we concede that the solution itself may be more sensitive to this type of error than alternative solutions that do not rely on hard clustering. Finally, while we point out the need to perform these experiments with realistic conditions, we did not include experiments that examine the effect of segmentation errors, and only focused on word-type clustering.

References

- Hanan Aldarmaki, Mahesh Mohan, and Mona Diab. 2018. Unsupervised word mapping using structural similarities in monolingual embeddings. *Transactions of the Association for Computational Linguistics*, 6:185–196.
- Hanan Aldarmaki, Asad Ullah, Sreepratha Ram, and Nazar Zaki. 2022. Unsupervised automatic speech recognition: A review. *Speech Communication*.
- Alexei Baevski, Wei-Ning Hsu, Alexis Conneau, and Michael Auli. 2021. Unsupervised speech recognition. *Advances in Neural Information Processing Systems*, 34:27826–27839.
- Alexei Baevski, Henry Zhou, Abdelrahman Mohamed, and Michael Auli. 2020. [wav2vec 2.0: A framework for self-supervised learning of speech representations](#).
- Marco Baroni, Georgiana Dinu, and Germán Kruszewski. 2014. Don't count, predict! a systematic comparison of context-counting vs. context-predicting semantic vectors. In *Proceedings of the 52nd Annual Meeting of the Association for Computational Linguistics (Volume 1: Long Papers)*, pages 238–247.
- Piotr Bojanowski, Edouard Grave, Armand Joulin, and Tomas Mikolov. 2017. Enriching word vectors with subword information. *Transactions of the association for computational linguistics*, 5:135–146.
- Piotr Bojanowski, Armand Joulin, and Tomas Mikolov. 2015. Alternative structures for character-level rnns. *arXiv preprint arXiv:1511.06303*.
- Zalán Borsos, Raphaël Marinier, Damien Vincent, Eugene Kharitonov, Olivier Pietquin, Matt Sharifi, Dominik Roblek, Olivier Teboul, David Grangier, Marco Tagliasacchi, et al. 2023. Audiolm: a language modeling approach to audio generation. *IEEE/ACM Transactions on Audio, Speech, and Language Processing*.
- Kaj Bostrom and Greg Durrett. 2020. Byte pair encoding is suboptimal for language model pretraining. In *Findings of the Association for Computational Linguistics: EMNLP 2020*, pages 4617–4624.
- Guangyu Chen and Yuanyuan Cao. 2023. A reality check and a practical baseline for semantic speech embedding. In *ICASSP 2023-2023 IEEE International Conference on Acoustics, Speech and Signal Processing (ICASSP)*, pages 1–5. IEEE.
- Yi-Chen Chen, Sung-Feng Huang, Chia-Hao Shen, Hung yi Lee, and Lin shan Lee. 2019. [Phonetic-and-semantic embedding of spoken words with applications in spoken content retrieval](#).
- Yu-An Chung and James Glass. 2018. Speech2vec: A sequence-to-sequence framework for learning word embeddings from speech. *Proc. Interspeech 2018*, pages 811–815.
- Yu-An Chung, Chao-Chung Wu, Chia-Hao Shen, Hung-Yi Lee, and Lin-Shan Lee. 2016. Audio word2vec: Unsupervised learning of audio segment representations using sequence-to-sequence autoencoder.
- Gregory Finley, Stephanie Farmer, and Serguei Pakhomov. 2017. What analogies reveal about word vectors and their compositionality. In *Proceedings of the 6th joint conference on lexical and computational semantics (*SEM 2017)*, pages 1–11.
- Sahar Ghannay, Yannick Esteve, and Nathalie Camelin. 2016. Acoustic word embeddings for asr error detection.
- Wei-Ning Hsu, Benjamin Bolte, Yao-Hung Hubert Tsai, Kushal Lakhotia, Ruslan Salakhutdinov, and Abdelrahman Mohamed. 2021. Hubert: Self-supervised speech representation learning by masked prediction of hidden units. *IEEE/ACM Transactions on Audio, Speech, and Language Processing*, 29:3451–3460.
- Herman Kamper, Yevgen Matushevych, and Sharon Goldwater. 2020. Multilingual acoustic word embedding models for processing zero-resource languages. In *ICASSP 2020-2020 IEEE International Conference on Acoustics, Speech and Signal Processing (ICASSP)*, pages 6414–6418. IEEE.

- Kushal Lakhota, Eugene Kharitonov, Wei-Ning Hsu, Yossi Adi, Adam Polyak, Benjamin Bolte, Tu-Anh Nguyen, Jade Copet, Alexei Baevski, Abdelrahman Mohamed, et al. 2021. On generative spoken language modeling from raw audio. *Transactions of the Association for Computational Linguistics*, 9:1336–1354.
- Keith Levin, Katharine Henry, Aren Jansen, and Karen Livescu. 2013. Fixed-dimensional acoustic embeddings of variable-length segments in low-resource settings. In *2013 IEEE workshop on automatic speech recognition and understanding*, pages 410–415. IEEE.
- Tomas Mikolov, Kai Chen, Greg Corrado, and Jeffrey Dean. 2013a. Efficient estimation of word representations in vector space. *arXiv preprint arXiv:1301.3781*.
- Tomas Mikolov, Ilya Sutskever, Kai Chen, Greg S Corrado, and Jeff Dean. 2013b. Distributed representations of words and phrases and their compositionality. *Advances in neural information processing systems*, 26.
- Tomáš Mikolov, Wen-tau Yih, and Geoffrey Zweig. 2013c. Linguistic regularities in continuous space word representations. In *Proceedings of the 2013 conference of the north american chapter of the association for computational linguistics: Human language technologies*, pages 746–751.
- Vassil Panayotov, Guoguo Chen, Daniel Povey, and Sanjeev Khudanpur. 2015. *Librispeech: An asr corpus based on public domain audio books*. In *2015 IEEE International Conference on Acoustics, Speech and Signal Processing (ICASSP)*, pages 5206–5210.
- Puyuan Peng, Herman Kamper, and Karen Livescu. 2020. A correspondence variational autoencoder for unsupervised acoustic word embeddings. *Advances in neural information processing systems*.
- Matthew E. Peters, Mark Neumann, Mohit Iyyer, Matt Gardner, Christopher Clark, Kenton Lee, and Luke Zettlemoyer. 2018. *Deep contextualized word representations*. In *Proceedings of the 2018 Conference of the North American Chapter of the Association for Computational Linguistics: Human Language Technologies, Volume 1 (Long Papers)*, pages 2227–2237, New Orleans, Louisiana. Association for Computational Linguistics.
- Sreeratha Ram and Hanan Aldarmaki. 2022. *Supervised acoustic embeddings and their transferability across languages*. In *Proceedings of the 5th International Conference on Natural Language and Speech Processing (ICNLSP 2022)*, pages 212–218, Trento, Italy. Association for Computational Linguistics.
- Radim Rehurek and Petr Sojka. 2011. Gensim–python framework for vector space modelling. *NLP Centre, Faculty of Informatics, Masaryk University, Brno, Czech Republic*, 3(2).
- Shu wen Yang, Po-Han Chi, Yung-Sung Chuang, Cheng-I Jeff Lai, Kushal Lakhota, Yist Y. Lin, Andy T. Liu, Jiatong Shi, Xuankai Chang, Guan-Ting Lin, Tzu-Hsien Huang, Wei-Cheng Tseng, Ko tik Lee, Da-Rong Liu, Zili Huang, Shuyan Dong, Shang-Wen Li, Shinji Watanabe, Abdelrahman Mohamed, and Hung yi Lee. 2021. *SUPERB: Speech Processing Universal PERFORMANCE Benchmark*. In *Proc. Interspeech 2021*, pages 1194–1198.
- Yougen Yuan, Cheung-Chi Leung, Lei Xie, Hongjie Chen, Bin Ma, and Haizhou Li. 2018. Learning acoustic word embeddings with temporal context for query-by-example speech search. *Proc. Interspeech 2018*, pages 97–101.

A Appendix A

A.1 Experimental settings and evaluation

For all text-based experiments, we used the transcriptions of train-clean-100 set of the LibriSpeech corpus (Panayotov et al., 2015). For all SGNS experiments, we used a window of size 5 for the positive examples, and 10 random negative samples without sub-sampling. All models were trained for 100 epochs using Adam optimizer, and we kept the model parameters that achieved the minimum training loss. The large scale models initially suffered from numerical instability, so we lowered the epsilon value in Adam optimizer to $1e-4$ and used gradient clipping to stabilize the training. The default learning rate is set to 0.001.

For evaluation, We extracted a subset of 2000 words from the 5000 most common words (excluding the top 200 words). For each test word, we form 20 test pairs by taking the 5 nearest neighbors from the target model, 5 nearest neighbors by edit distance, and 10 random words. We then calculate the edit distance between each pair, as well as the cosine distance using the target model. These scores are used as the basis for calculating the Pearson correlation coefficients throughout the paper.

A.2 Word segmentation

As described in the section 5.3.1, we use the available forced alignments to segment the speech data into spoken words. We carried out the segmentation in two ways, either before or after feature extraction. When we segment the utterances first, and then extract the features, we end up with inferior results in terms of clustering performance. We find that extracting the features from utterances first, and then carrying out word segmentation, results in

overall better performance. Since each feature is extracted from a 30 ms window, the features at word boundaries would be missing in the first case, while the second approach results in smoother features. We used s3prl's upstream models¹⁰ to perform feature extraction of both MFCC and Wav2Vec2. We then segment the features by the frames dimension corresponding to the equivalent time duration.

¹⁰<https://github.com/s3prl/s3prl/tree/main/s3prl/upstream>