

Towards Verifiable Text Generation with Symbolic References

Lucas Torroba Hennigen^{◇,*} Shannon Zejiang Shen^{◇,*} Aniruddha Nrusimha[◇]
 Bernhard Gapp[†] David Sontag[◇] Yoon Kim[◇]
[◇]Massachusetts Institute of Technology [†]Good Data Initiative
lucastor@mit.edu zjshen@mit.edu anin@mit.edu
bernhard.gapp@gooddatainitiative.com dsontag@mit.edu yoonkim@mit.edu

Abstract

Large language models (LLMs) have demonstrated an impressive ability to synthesize plausible and fluent text. However they remain vulnerable to hallucinations, and thus their outputs generally require manual human verification for high-stakes applications, which can be time-consuming and difficult. This paper proposes *symbolically grounded generation* (SymGen) as a simple approach for enabling easier validation of an LLM’s output. SymGen prompts an LLM to interleave its regular output text with explicit symbolic references to fields present in some conditioning data (e.g., a table in JSON format). The references can be used to display the provenance of different spans of text in the generation, reducing the effort required for manual verification. Across data-to-text and question answering experiments, we find that LLMs are able to directly output text that makes use of symbolic references while maintaining fluency and accuracy.

 <https://symgen.github.io>

1 Introduction

Many applications of generative AI involve generating text based on structured data (e.g. tabular data, surveys, API outputs, etc.) that is known (or assumed) to be trustworthy. For example, newspapers may be interested in generating summaries of sports games based on official match statistics, health institutions may want to generate clinical notes summarizing a patient’s medical history partially based on laboratory test results, and search providers would want generative search engines to ground its output in search results. In all, what these applications have in common is that they require *conditional text generation* that is fluent, accurate, and verifiable with respect to the conditioning information.

*Equal contribution.

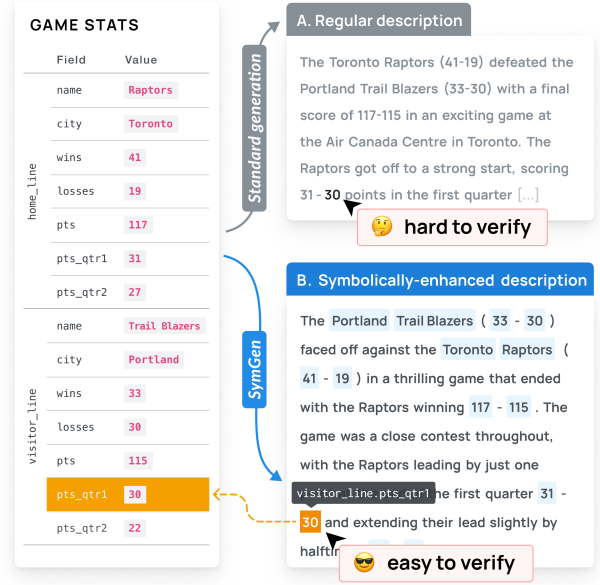


Figure 1: Compare a standard LLM-generated (A) with a SymGen (B, ours) description of a basketball game, based on statistics about it. SymGen imbues spans of generated text (highlighted in blue) with symbolic references to the source data, which makes verification of the text easier. For example, when hovering over a span, the number “30” could display a tooltip indicating the value it is referencing, alongside a link to its source (highlighted in yellow).

Large language models (LLMs) have advanced to the point where they can sometimes be relied upon to generate fluent- and faithful-enough summaries of text and other structured data (e.g., Fig. 1A). However they remain far from perfect (Liu et al., 2023; Yue et al., 2023), and insofar as high-stakes applications will almost certainly require a human to manually *verify* that an LLM’s generation is accurate with respect to its conditioning information, there is a need to develop frameworks that maintain the fluent and accurate few-shot generation capabilities of LLMs while enabling streamlined verification of the model’s output.

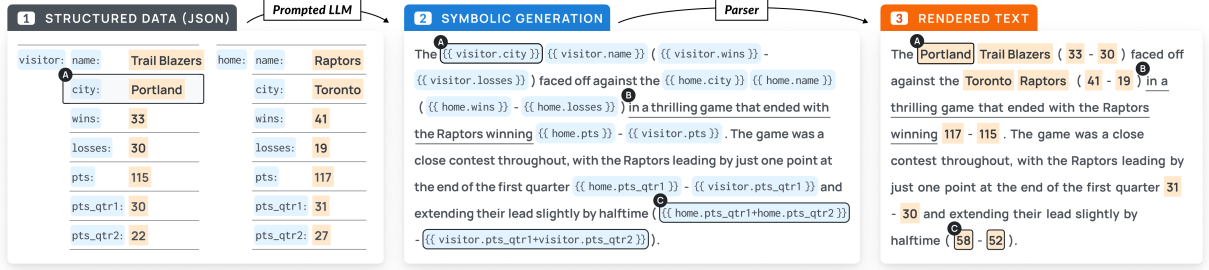


Figure 2: Overview of the proposed symbolically grounded generation (SymGen) pipeline, on an example generated by GPT-4. Given the structured data input (1), we use a prompted LLM to generate a response (2) that contains symbolic references into the data (e.g., the variable `visitor.city` marked by **A**). A parser then substitutes the symbolic references with their corresponding values in the structured data (e.g., Portland for `visitor.city`) to obtain the final rendered text (3). Our SymGen pipeline can implicitly leverage the input data to generate prose without any symbolic references (e.g., the span marked by **B**). It can also generate transformations of existing variables (e.g., adding up two numbers, marked by **C**) to create unavailable data in the source, while preserving references to the original variables.

This paper proposes *symbolically grounded generation* (SymGen) as a step towards verifiable text generation with LLMs. As illustrated in Fig. 2, given a string representation of data in a structured but human-readable format (e.g., JSON, YAML, etc.), we prompt the LLM to generate the output with explicit symbolic references into the provided data structure instead of generating the text directly (e.g., “`{{ visitor.city }}`” instead of “Portland”). The references are then rendered using a parser, which can faithfully represent values from the original data. In addition, one can include visual cues that enable a user to readily verify the provenance of a particular span of text (e.g., Fig. 1B).

One view of such symbolic references as placeholders in a templated document. However, in contrast to classic templated approaches for text generation (Kukich, 1983; McKeown, 1992; McRoy et al., 2000) which require domain experts to carefully engineer sophisticated high-coverage templates, SymGen instead offloads the template specification process to an LLM. We exploit the fact that LLMs have likely been sufficiently exposed to such kind of templated text during pretraining that they are able perform zero- and few-shot text generation with symbolic references across multiple domains.

Experiments on zero- and few-shot data-to-text generation and question answering indicate that LLMs can be prompted to generate fluent text that is interleaved with symbolic references which explicitly refer to data fields. While this still does not provide formal guarantees against hallucinations, in practice we find that the generated text is gen-

erally accurate, while simplifying the process of post-hoc verification of the generated text.

2 Symbolic References for Verifiable Text Generation

From bulk¹ marketing e-mails to Mad Libs,² templated text is ubiquitous in the wild. In the context of software engineering, programming languages such as Python expose multiple mechanisms for the specification of templated strings,³ and web frameworks such as Angular rely on them extensively.⁴ Effectively, these templated documents are so widespread because they allow one to combine regular prose with symbolic references that can be grounded to some (perhaps implicit) context at a later time. Thus, LLMs that have been pretrained on vast amounts of web data should in principle be capable of generating responses that include such symbolic references, at least if they are provided a schema with the fields they can reference.

This paper explores the effectiveness of such symbolic generation in settings where the LLM must generate a piece of text based on some structured input. In turn, such references can be used to help users verify whether an LLM correctly interpreted the input data structure (Fig. 1B). Our SymGen pipeline for symbolically grounded generation is shown in Fig. 2. It consists of two stages:

1. In the *symbolic reference generation stage*, we provide the LLM with the structured data,

¹And very often unwanted.

²https://en.wikipedia.org/wiki/Mad_Libs

³<https://peps.python.org/pep-0498/>

⁴<https://angular.io/guide/interpolation>

alongside a prompt of what it should generate (e.g., “Generate a biography about a person whose description is given in JSON. [...]”). While the data may be provided in any structured format, we mainly focus on JSON due to its ubiquity.⁵ Within the prompt, we ask that the LLM generate its response using *symbolic references*, i.e., snippets of inline code that refer to the provided data structure. The syntax for the resulting text in *symbolic form* may vary, but in preliminary experiments we found that Jinja-style⁶ expressions led to robust results (in the sense that the LLM will usually not make mistakes) while also allowing the LLM to perform simple transformations on the provided data (e.g., number formatting, simple calculations; see Fig. 2).

2. In the *rendering stage*, all references are resolved by replacing them with their corresponding values using a parser. Note that these symbolic expressions may be more complex than a pointer into the data structure, e.g., they might compute a sum (see Fig. 2). In the event that an LLM generated a reference that cannot be resolved, one can resolve it to a default value, e.g., “undefined.”

While the final rendered text could be presented directly to the user, one could also exploit the intermediate symbolic representation to display an augmented version of the text which shows the correspondence between the rendered references and the underlying source data. See Fig. 1B and Fig. 3 for examples of how this could look. One could thus see SymGen as similar in spirit to citation-enabled LLMs (Liu et al., 2023; Yue et al., 2023; Gao et al., 2023), except that our approach focuses on providing very precise and easy to validate citations with respect to some data.

2.1 Strategies for symbolic reference generation

We consider two possible symbolic reference generation strategies for SymGen. The first is the *direct* strategy shown in Fig. 2, which instructs the LLM to directly generate text with symbolic references given the structured input. While in principle (given the right data and appropriate templates) any

response given by a regular generation could also be generated using symbolic references, in practice one could imagine there to be performance degradation if reasoning or writing are more unnatural for the model when working directly in “symbolic form space”.

Hence, we also consider an *indirect* strategy, where we prompt the LLM to first generate the text in regular prose (i.e., without any symbolic references), and then prompt it to rewrite it using symbolic references afterwards. The advantage of the indirect approach is that it should maintain the same text quality as regular generation as long as converting regular prose into symbolically-augmented text is no harder than generating the regular text in the first place; the caveat is that this approach can be more costly under APIs that charge on a per-token basis, as it requires roughly twice the amount of tokens to be generated. We also found this strategy to be unreliable with weaker LLMs such as GPT-3.5,⁷ so we only employ this with GPT-4 as the base LLM. Finally, as a baseline, we also consider an approach that prompts the LLM to generate regular text without any references.

3 Evaluation

The main empirical study in this work aims to understand whether SymGen maintains the same quality as the baseline when using symbolic references; we are not necessarily interested in improving upon the baseline (although in some cases we do observe improvements), as our primary aim is to improve verifiability, which can in principle be achieved if we incorporate references without changing the content of the generation. Our analysis is conducted on five datasets, which are shown in Tab. 1. We explore four settings: traditional data-to-text (§3.1), counterfactual obituary generation (§3.2), question-answering (QA) over financial information (§3.3), and arithmetic word problems (§3.4). We consider both zero- and few-shot settings for each of those tasks.

Depending on the nature of the task (e.g., complexity, size of the structured data, etc.), we evaluate our approach on a mix of GPT-3.5 (with 4K or 16K context windows) and GPT-4 (with 8K or 32K context windows). The full experimental setups, including the prompts, are given in App. D. Anec-

⁵Preliminary experiments using YAML, which is more compact insofar as API token consumption is concerned, showed similarly positive results.

⁶<https://jinja.palletsprojects.com>

⁷Specifically, we found that GPT-3.5 would often behave as in the direct SymGen strategy, despite being prompted and given examples of the desired, indirect SymGen behavior.

Dataset	Domain	Eval #	Field types	Field #	Ref?
SynthBio	Biographies	364	Text	18.96	✓
Obituary	Obituaries	168	Text, Number	20.98	
Rotowire	Sports	100	Text, Number	644.16	✓
Financial	Financial	32	Text, Number	127.94	
GSM	Mathematics	200	None	N/A	✓

Table 1: Comparison of the four datasets we consider in our study. We note the domain of the dataset (Domain), the number of datapoints we evaluate on (Eval #), the types of the fields of the data, the average number of fields in each example’s data (Field #), and whether there is a reference generation for each datapoint in the dataset (Ref?).

dotally, we found that extensive experiments with different prompts were not necessary to get GPT-3.5 and GPT-4 to perform symbolic generation; we expect that further (perhaps task-specific) improvements are possible with more careful prompt engineering.

3.1 Data-to-text

SymGen is similar in spirit to data-to-text methods, where the goal is to generate some text based on structured data. Classical approaches to this problem consist of designing a template based on the schema of the data, and populating it with the values of a datapoint at runtime (Kukich, 1983; McKelown, 1992; McRoy et al., 2000). However, relying solely on the schema of the data tends to yield formulaic, lower quality text. Neural approaches to data-to-text generation (Wiseman et al., 2017, 2018; Wang, 2019; Yin and Wan, 2022) improve on this by generating text that is datapoint-dependent, but achieve this by training on data-to-text datasets. We revisit this setting in the context of zero- and few-shot data-to-text generation with LLMs.

Datasets. The first data-to-text dataset we consider is SynthBio (Yuan et al., 2021), a collection of synthetically constructed *fictional* entities, described in terms of a collection of key–value pairs, which has been used in prior work on templated generation with finetuned models (Zhang et al., 2022). The task is to generate a textual description of the entity. We also consider the Rotowire (Wiseman et al., 2017) dataset, where the objective is to generate a summary of a basketball game given its box (individual player statistics) and line (aggregate team statistics) scores. The Rotowire dataset presents a challenging testbed for our approach, since its data structure is substantially more complex than the previous task (i.e., there are many more fields in each datapoint) and it relies on more

specific in-domain knowledge (i.e., understanding how to read basketball box scores charts). Further, the numerical nature of the data means that the model could exploit simple arithmetic manipulations, if these are deemed necessary. To keep LLM API costs manageable, we sample 100 examples from the test set to evaluate on. We postprocess the JSON to convert it into a nested, key–value data structure that resembles the output of an API.⁸

Experimental details. On SynthBio, we generate a short biography for each entity in the test set using GPT-3.5-4K and GPT-4-8K, and we evaluate against reference texts using BLEU (Papineni et al., 2002) and BERTScore F1 (Zhang et al., 2020). We consider both zero- and 2-shot learning. Our prompts and some example generations are shown in App. D.1.

On Rotowire, we explore both GPT-3.5-16K and GPT-4-32K (the longer context windows are needed due to the length of the JSON), and evaluate against reference texts using BLEU and ROUGE (Lin, 2004). Refer to App. D.2 for our zero- and 1-shot Rotowire prompts and some example outputs.

Results. Our results are shown in the respective tables for each dataset (SynthBio, Tab. 2; Rotowire, Tab. 3). The results for data-to-text generation are generally positive. For SynthBio, in the few-shot case, we find that both symbolic generation strategies we considered yield comparable or superior performance to the baseline.⁹ Interestingly, in the

⁸We found this to be a necessary step. Specifically, we found SymGen to not work very well when most of the data is exposed as an array, likely because of implicit chain-of-thought-like behavior when the model specifies a key, e.g., `{{ data.box_score.shabazz_napier.fgm }}` should be easier for an LLM to reason about than `{{ data.box_scores[13][5] }}`.

⁹For comparison, TempLM (Zhang et al., 2022)—which finetunes a pretrained LLM on the full training set—attains

			BLEU	BERT F1	ER (%)	GER (%)
GPT-3.5-4K	0-shot	Baseline	31.15	53.43	0.00	0.00
		Direct	26.64	47.88	0.28	0.00
	2-shot	Baseline	30.98	54.66	0.00	0.00
		Direct	32.43	53.32	3.30	0.09
GPT-4-8K	0-shot	Baseline	30.08	54.27	0.00	0.00
		Direct	33.31	54.07	0.00	0.00
		Indirect	35.02	55.58	0.00	0.00
	2-shot	Baseline	32.43	56.39	0.00	0.00
		Direct	36.83	57.71	2.11	0.00
		Indirect	37.56	57.88	3.21	0.00

Table 2: Results on the SynthBio (Yuan et al., 2021) dataset. We report BLEU (Papineni et al., 2002) and BERTScore F1 (BERT F1; Zhang et al., 2020) against the reference biographies. We also report the (general) error rate (ER (%)) and the global error rate (GER (%)). See §3.1 for a discussion.

			BLEU	ROU.-1	ROU.-2	ROU.-L	ER (%)	GER (%)
GPT-3.5-16K	0-shot	Baseline	5.87	41.06	11.61	19.52	0.00	0.00
		Direct	5.07	40.11	10.82	19.14	4.00	0.00
	1-shot	Baseline	12.26	42.72	15.22	22.66	0.00	0.00
		Direct	9.10	38.94	12.95	20.65	0.00	0.00
GPT-4-32K	0-shot	Baseline	4.94	40.82	11.55	19.91	0.00	0.00
		Direct	2.24	37.05	8.89	17.88	0.00	0.00
		Indirect	4.66	39.98	11.24	19.61	0.00	0.00
	1-shot	Baseline	9.11	42.60	14.27	22.16	0.00	0.00
		Direct	7.02	39.32	13.99	21.78	0.00	0.00
		Indirect	8.29	39.15	14.13	21.33	2.00	2.00

Table 3: Results on the Rotowire (Wiseman et al., 2017) dataset. We report the BLEU (Papineni et al., 2002) and ROUGE (ROU.-1, ROU.-2, ROU.-L; Lin, 2004) of the generated answers against the reference generations in the dataset. We also report the regular (ER (%)) and global (GER (%)) error rates. See §3.1 for a discussion.

zero-shot GPT-3.5-4K case, direct symbolic generation underperforms the baseline, though this gap is bridged via in-context learning. This could suggest that biographical generation in symbolic space is slightly harder than regular (non-symbolic) generation for GPT-3.5-4K.

For Rotowire, we find that the quality of symbolic generation generally trails the baseline, though this difference is smaller when using GPT-4-32K and indirect generation. Interestingly, GPT-3.5-16K seems to outperform GPT-4-32K in this task, as evidenced by comparing the baseline results under each model, which suggests that better

performance may be obtained by modifying the indirect strategy so that GPT-3.5-16K is used to generate summaries in regular prose and GPT-4-32K is used to rewrite them using symbolic references.

In many cases, we find that poor symbolic generations arise from rendering errors. To this end, we also report the percentage of outputs whose symbolic form has at least one error (a specific reference in a response failed to render locally and was instead rendered as “undefined”; ER (%)) and with at least one global error (where the Jinja parser simply failed to run, causing the whole response to fail and be replaced with “The text is not available.”; GER (%)). We find that (i) GPT-3.5 tends to commit more errors than GPT-4 and (ii) providing

40.30 BLEU and 54.30 in BERTScore, which are comparable to our GPT-4 results.

few-shot examples tends to reduce errors, both of which are expected, though we also find that the indirect SymGen strategy leads to more errors than the direct strategy. We believe this to be because adapting regular, non-symbolic text to have symbolic references can sometimes be hard if the JSON is incomplete or the original text is not written in a way that is amenable to the insertion of references.

Occasionally, we have also found errors that are unrelated to rendering errors. For example, for one case in Rotowire, the generation failed to recognize it needed to use addition, listing the second quarter points for the half time score instead of the sum of the first and second quarter (Fig. 4A). We also found an instance of the model incorrectly incrementing the winning team’s game win count when reporting on a game, despite the win count reflecting the result of the game (Fig. 4B). In these instances, the model likely misunderstood the meaning of the field in question. However, in all of these cases, it is worth noting that SymGen makes it easier to *diagnose* such issues. Finally, we found instances of SymGen outputs on SynthBio that contain grammatical and typographical errors when rendered. Closer inspection reveals that this occurs precisely when the underlying JSON is noisy (e.g., the fields themselves contain mistakes) or are in a suboptimal format (e.g., the JSON includes a comma-separated string instead of an array). While our few-shot prompts sought to mitigate this by providing examples of how to clean-up the JSON by applying postprocessing within the symbolic references, this approach is not perfect. This signals to one of the limitations of our method: if the original data is not high-quality, one should likewise not expect high-quality outputs from SymGen.

3.2 Counterfactual text generation

There is evidence that LLMs are capable of memorizing their training data (Carlini et al., 2019, 2023) and that this leads to their struggling to generate *counterfactual* data that goes against their learnt priors (Hernandez et al., 2023). In this section, we explore whether SymGen can lead to more faithful generations when some of the conditioning data is counterfactual in nature.

Dataset. We collect a dataset comprised of 167 famous scientists who lived between 1800 CE and 2000 CE (e.g., Albert Einstein, Carl Sagan, Louis Pasteur, etc.) and further generate *counterfactual* variants of each entity. The counterfactual variant

is designed to test for the extent to which an LLM may ignore data that contradicts the information an LLM has seen during training, which has been noted to be a common failure mode of smaller language models (Hernandez et al., 2023).

To obtain the entities, we scraped Wikidata¹⁰ and collected all entities whose occupation is a subtype of scientist, additionally filtering for entities with 75 or more sitelinks to ensure relatively well-known scientists were selected. We then constructed a dictionary for each entity containing a value for each one of 27 manually selected Wikidata properties, e.g., country of citizenship, place of birth, field of work, doctoral advisor, etc. (see App. A for a complete listing). If an entity did not possess such a property in its Wikidata page, we do not add it to the entity’s dictionary; if the entity possessed multiple values associated with that property, we selected the first one that was returned by the Wikidata API. This results in one dictionary of property–value attributes for each scientist. We additionally include the entity’s name, age at death, and gender in the dictionary.

To construct the counterfactual variants of each entity, we take each entity’s dictionary and progressively corrupt a subset of its properties,¹¹ by sampling a different value from the empirical distribution of that property’s values from the collected data. For each entity, we create copies that have 50% and 100% of the selected properties corrupted. All of these are added back to obtain the final dataset.

Experimental setup. We use GPT-3.5-4K to generate obituaries for each of these (possibly counterfactual) entities. For the few-shot experiments, we provide two examples (see App. D.3 for our prompts and some example generations). Unlike SynthBio, we have no reference biographies for these entities, so we devise a new evaluation procedure that tries to measure the factuality of the summaries. Specifically, to evaluate performance on this data, we wrote questions for each property in the schema of the data, and then prompted GPT-3.5-4K to answer them using only the rendered text (see App. A for details on the properties and corresponding questions, and App. D.4 for our evaluation prompt). If the answer was not present in the text, we asked the model to answer with “Un-

¹⁰https://www.wikidata.org/wiki/Wikidata:Main_Page

¹¹Other than name, age and gender.

		EM (%)	ROU.-1	ROU.-2	ROU.-L	UR (%)	ER (%)	GER (%)
0-shot	Baseline	69.05	75.25	53.76	75.23	14.10	0.00	0.00
	Direct	71.83	76.51	53.89	76.50	14.60	0.00	0.00
2-shot	Baseline	79.34	83.97	59.87	83.97	5.53	0.00	0.00
	Direct	78.61	82.90	58.15	82.88	6.76	1.39	0.00

Table 4: GPT-3.5-4K results of the automated question–answering evaluation the obituary dataset, which includes counterfactually generated entities. We report the exact match accuracy (EM (%)) and ROUGE (ROU.-1, ROU.-2, ROU.-L; Lin, 2004) of the inferred answers from the generated text against the true answer given by the source JSON. We also report the percentage of answers that the QA model did not find an answer for (the unknown rate; UR (%)), and the regular (ER (%)) and global (GER (%)) error rates. Refer to §3.2 for a discussion.

known.” (the percentage of questions answered in this way is reported by the unknown rate; UR (%)). We then computed both exact match accuracy and ROUGE of the provided responses against the response specified in the JSON; we include the latter as it provides more leeway in the exact phrasing of the response than the exact match metric.

Results. The counterfactual obituary results are shown in Tab. 4. We find that in the zero-shot case, SymGen slightly outperforms our baseline, whereas in the few-shot case we find that it slightly underperforms the baseline. However, when we condition on whether the model gave a response versus stating it did not know the answer (Tab. 9), we find that performance is further improved in the zero-shot case and comparable in the few-shot setting. One possible explanation for this is that symbolic generation includes slightly less information than regular generation (especially in the few-shot case, as seen by the higher unknown rate), which in turn leads to more incorrect answers, since more questions were left unanswered. That is, SymGen seems to favor precision at the expense of recall, which may be desirable in some applications.

3.3 Question answering over structured data

Another possible application of symbolically grounded generation is to enhance verifiability in question-answering (QA) over structured data. This is especially motivated by recent work on tool-augmented LLMs (Schick et al., 2023; Karpas et al., 2022), which are able to condition their generation on the results of API calls, which are often given in a structured format.

Dataset. To evaluate this setting, we construct a dataset of 32 finance-related questions¹² about

particular companies (e.g., “How does the book value of NFLX compare to that of ASML?”), coupled with company information extracted from the AlphaVantage company overview API endpoint.¹³ Details about the questions and postprocessing are shown in App. B.

Experimental setup. We prompt the LLMs to answer finance-related questions given some company information. To evaluate the answers, we had one of the authors annotate each answer as acceptable or not; in general, an answer was deemed acceptable if the final answer was correct (see App. B for more details on how and why we chose this protocol). We considered two LLMs: GPT-3.5-16K and GPT-4-32K, due to the length of the JSON data. Our prompts and some example outputs are given in App. D.5; we used three-shot prompting for the in-context learning setting.

Results. For the financial dataset, we report the percentage of responses judged as acceptable under each approach in Tab. 5. The results suggest that GPT-3.5-16K is unsuited for symbolic generation on this task, falling substantially short of the baseline. On the other hand, for GPT-4 all models offer reasonably comparable performance across generation strategies.

During our analysis, we found that GPT-3.5-16K struggled with CoT-like (Wei et al., 2022) behavior in symbolic form, e.g., when it required comparing a set of numbers and determining the largest one, it would generate references to the numbers involved in the comparison (as is standard with CoT), but it would not determine the largest one correctly (e.g., Fig. 4C). We also found evidence of the models struggling with plausible but syntac-

questions.

¹²One of the authors of the present paper, who has experience in the finance industry, verified the practicality of the

¹³<https://www.alphavantage.co/documentation/#company-overview>

		0-shot	3-shot
GPT-3.5-16K	Baseline	93.75	90.63
	Direct	65.63	68.75
GPT-4-32K	Baseline	93.75	87.50
	Direct	87.50	87.50
	Indirect	90.63	93.75

Table 5: Acceptability results of the financial question-answering setting. We report the acceptability of the answers in the zero-shot and 3-shot settings. Refer to §3.3 for a discussion.

tically incorrect Jinja generations. In fact, most errors in the symbolic form of the output were because of incorrectly referencing one particular variable, viz., `50DayMovingAverage` (e.g., Fig. 4D). This suggests that techniques for constrained decoding with LLMs (Shin et al., 2021; Scholak et al., 2021; Poesia et al., 2022, 2023; Wang et al., 2023a) could be employed to curtail syntax errors.¹⁴

3.4 Reasoning

Besides providing symbolic references to fields in the source data, SymGen can also be used to express *symbolic computations* over the variables, e.g., computing the half-time points of a basketball game based on the first two quarter scores (Fig. 2). By chaining a series of such operations, it opens up the possibility of interleaving arithmetic operations within language-based chain-of-thought reasoning. We explore this capability more formally in the context of solving arithmetic word problems.

Experimental setup. Fig. 3 illustrates one approach for performing reasoning via symbolic generation for a math problem in GSM8K (Cobbe et al., 2021). Each generated computation step is coupled with an assignment statement in Jinja, which relates the natural language explanation of the computation with a symbolic expression. Compared to chain-of-thought reasoning (CoT; Wei et al., 2022), explicit use of symbolic computations should lead to more easily verifiable computational results of each step; compared to program-aided language models (PAL; Gao et al., 2022) and program of

¹⁴Even without constrained decoding, since these are symbolic references, we believe that they should be more amenable to automatic correction. For example one could try replacing an incorrect reference with the closest matching field based on some heuristic, and visually signaling this has taken place to the user so that they can make sure to verify that particular field.

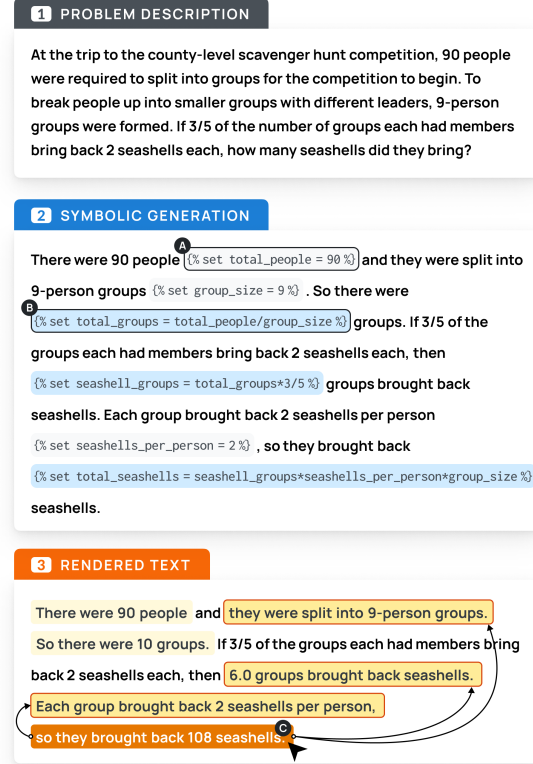


Figure 3: Illustration of SymGen reasoning on GSM8K, on an example generated by GPT-4. Given a math question (1), the LLM answers via direct symbolic generation, creating variables as needed (2). This response can subsequently be rendered in a user-friendly manner (3). The syntax we use (Jinja) allows the creation of variables based on the source text (e.g., setting `total_people` to 90, ^(A)), and performing computation by referencing existing variables (e.g., calculating `total_groups` based on `total_people` and `group_size`, ^(B)). The computation steps provide trustworthy results and enable more verifiable and interpretable text—for example, one could use this information to highlight all the computation clauses in yellow in (3). One could also exploit this information to construct a user-friendly interface that explains how a computation step relates to previous ones (^(C)).

thoughts prompting (PoT; Chen et al., 2023), which recast problems into an program and executes it to obtain a response, SymGen relies more on natural language as a scaffold, embedding symbolic computation within regular text.

Dataset. We compare the direct SymGen strategy against CoT and PAL on two datasets: GSM8K (Cobbe et al., 2021) and GSM-hard (Gao et al., 2022). GSM8K are grade school math problems like the one illustrated in Fig. 3 that typically require multiple steps of reasoning and computa-

	GSM8K		GSM-hard	
	GPT-4	GPT-3.5	GPT-4	GPT-3.5
CoT (Wei et al., 2022)	95.0	81.0	64.0	53.5
PAL (Gao et al., 2022)	95.0	82.0	79.5	73.0
Direct SymGen (Ours)	95.0	79.0	75.0	60.5

Table 6: Comparison of SymGen reasoning with other reasoning methods on GSM8K and GSM-hard; all approaches were evaluated using GPT-4-8K. Refer to §3.4 for a discussion.

tion to solve. To create a more challenging testbed for LLMs, Gao et al. (2022) construct GSM-hard by replacing, for each problem in GSM8K, a randomly selected number with a large random number of up to seven digits. We use a random subset of 200 problems in the test set of GSM8K and GSM-hard for evaluation, as recent work find that it yields similar results to testing on the full 1.3K test set (Wang et al., 2023b).

Results. Tab. 6 compares the performance on GSM8K and GSM-hard using CoT, PAL, and our approach with GPT-3.5-4K and GPT-4-8K. Notably, it seems symbolic reasoning might not be necessary for GSM8K, since both our method and PAL perform similarly to CoT.¹⁵ However, when the computations are more complex as in GSM-hard, symbolic generation outperforms CoT by a clear margin when using both GPT-4-8K and GPT-3.5-4K. Our method slightly underperforms PAL on GPT-4-8K, with the margin being larger using GPT-3.5-4K. This is aligned with the results in other experiments, as GPT-3.5-4K tends to generate templates with worse quality than GPT-4-8K.

Inspecting GPT-3.5-4K failures using our method on this dataset, we found that many errors arose from sensible (but incorrect) attempts to reason symbolically about a math problem using Jinja notation. For example, in one case the model generates `{% set initial_marbles = 'x' %}`, in an attempt to effectively create a variable, as one would do when reasoning about a problem algebraically. Similarly, the statement `{% set red_paint = white_paint = purple_paint %}` was generated in response to

“There are equal amounts of red, white, and purple paint in the mural,” which is incorrect Jinja despite making sense conceptually.

4 Related work

Data-to-text generation. Classic approaches for the data-to-text problem used handcrafted templates to generate output sentences that interleave text with placeholder tokens which refer to relevant data fields (Kukich, 1983; McKeown, 1992; McRoy et al., 2000). Carefully engineered templates can provide strict guarantees against hallucinations. However, they require much manual work to specify, are domain-specific, and often generate robotic text.

Data-driven methods for data-to-text initially focused on inducing templates from data (Liang et al., 2009; Angeli et al., 2010; Howald et al., 2013; Konstas and Lapata, 2013) which could be pipelined with a separate generation module. More recent approaches take advantage of large-scale datasets (Wiseman et al., 2017; Parikh et al., 2020) to learn end-to-end neural networks (Wang, 2019; Li and Wan, 2018; Yin and Wan, 2022). (See Sharma et al. (2022) for a recent survey). Of particular note are methods that use template-like structures within neural generative modules to separate out the “what to say” from the “how to say it” (Wiseman et al., 2018; Ye et al., 2020; Li and Rush, 2020; Wang et al., 2021; Puduppully et al., 2022; Zhang et al., 2022). These methods typically still require a sizable training set (generally on the order of hundreds or thousands), in contrast to the zero- and few-shot setting considered in the present work.

Tool-augmented LLMs. Recent work has augmented LLMs with tools/APIs to enhance their capabilities (Schick et al., 2023; Paranjape et al., 2023; Liang et al., 2023; Shen et al., 2023; Khot et al., 2023; Qin et al., 2023; Lu et al., 2023). These methods enable LLMs to generate string representations of API calls whose results are fed back in as additional context. Our method can be viewed as using a templating language such as Jinja as a tool. Whereas this line of work is usually concerned with enhancing LLM capabilities via external modules, our work instead focuses on using structured data as “tools” to improve verifiability. Our use of basic arithmetic computations within LLM generations is also closely related to works that generate code snippets along with text to combine the benefits of symbolic computations and language-based reason-

¹⁵We report the results of 2023 June version of GPT-4-8K (gpt-4-0613) and GPT-3.5-4K (gpt-3.5-turbo-0613) for GSM8K. However, according to Wang et al. (2023b), the 2023 March version of both models are somewhat worse (92.5 vs. 95.0 using gpt-4-0314, and 76.0 vs. 81.0 using gpt-3.5-turbo-0301) on GSM8K with CoT.

A	Error	The Warriors started strong, [...] finishing the first half with a score of <code>{{ pts_qtr2 }}</code>	
	Corrected	The Warriors started strong, [...] finishing the first half with a score of <code>{{ pts_qtr1 + pts_qtr2 }}</code>	
B	Error	The Cleveland Cavaliers emerged victorious, improving their record to <code>{{ home.wins + 1 }}</code>	
	Corrected	The Cleveland Cavaliers emerged victorious, improving their record to <code>{{ home.wins }}</code>	
C	Context		Value
	To determine which company has a higher dividend yield, we can compare the "DividendYield" field for each company.		0.016
			0.011
			0.022
	Error	Therefore, the company with the higher dividend yield is <code>{{ data.ORCL.Name }}</code>	
	Corrected	Therefore, the company with the higher dividend yield is <code>{{ data.AVGO.Name }}</code>	
D	Error	The 50-day moving average for Oracle Corporation (ORCL) is <code>{{ data.ORCL.50DayMovingAverage }}</code>	
	Corrected	The 50-day moving average for Oracle Corporation (ORCL) is <code>{{ data.ORCL["50DayMovingAverage"] }}</code>	

Figure 4: SymGen makes the identification of hallucinations easier. In **A** SymGen makes an error (indicated with dark red background) when the model needs to add up two values; in **B**, the model incorrectly increments the values by one. In **C** the model generates a correct chain-of-thought, but fails, likely because the symbolic references make it harder to check which value is actually highest. Finally, in **D**, we see a sensible but syntactically incorrect Jinja expression, which causes the whole generation to become unrenderable. Note how even when there are errors, symbolic generation provides a glimpse into the models’ internal reasoning, making it easier to understand the motive for such errors (e.g., generating +1 in **B**).

ing (Gao et al., 2022; Chen et al., 2023; Zhang et al., 2023).

LLM verification. LLM verification is an orthogonal improvement to the reliability of LLMs, where the output of an LLM is automatically verified. Yue et al. (2023) and Gao et al. (2023) take an LLM generated response and a reference document it cites and uses a separate module to determine whether the output of the LLM is entailed from the reference document. Verify-and-edit (Zhao et al., 2023) uses self-consistency checks to discover potential mistakes, and corrects those mistakes with knowledge retrieval. Poesia et al. (2023) allow an LLM to call a logical backend as a tool, so that it can perform logically sound and certifiable deductive reasoning.

5 Conclusion

In this paper, we propose symbolically grounded generation (SymGen) as a simple approach to text generation that yields more verifiable text, by effectively linking portions of the output to the provided

input data. Our evaluation suggests that symbolic generation does not substantially reduce the overall quality of the text, all the while it increases the verifiability of an LLM’s generations.

Limitations

This paper intends to demonstrate the utility potential of a simple method. As such, it focuses on a broad evaluation rather than a deep and narrow one. Furthermore, we focus on assessing the performance penalty incurred by symbolic generation approaches, but do not explore whether users feel this is more trustworthy. In preliminary experiments, we found evidence that this method indeed increases ease of verifiability, and are looking into conducting a more extensive human study to ascertain this. This could be measured either quantitatively (time to complete a verification task) or qualitatively (perceived ease). We also do not perform a wide ablation of the many possible ways of imbuing an LLM with the ability to generate symbolic references. We considered only Jinja-style symbolic

generation because it was flexible enough to be integrated into normal text and presumably prevalent enough in the training corpus to perform well. Future work could more thoroughly evaluate what other templating languages these LLMs have the capacity to do this for. Finally, our work most focuses on settings with readily available structured data that is pertinent to model generation. The GSM experiments serve as a preliminary exploration of the case when such structured data is not available, and future work could try to extend our method by either automatically generating structured data or retrieving relevant data. Furthermore, as we saw in §3.1 for SynthBio, even when data is available, if it is not high quality, SymGen might yield text with grammatical and typographical errors.

Acknowledgements

We thank AlphaVantage for providing us a key for academic use. This study was supported by funds from Liberty Mutual through the MIT Quest for Intelligence initiative. We thank Lauren Yu, Han Guo, Linlu Qiu, and Abbas Zeitoun for their helpful feedback and comments.

References

- Gabor Angeli, Percy Liang, and Dan Klein. 2010. [A simple domain-independent probabilistic approach to generation](#). In *Proceedings of the 2010 Conference on Empirical Methods in Natural Language Processing*, pages 502–512, Cambridge, MA. Association for Computational Linguistics.
- Nicholas Carlini, Daphne Ippolito, Matthew Jagielski, Katherine Lee, Florian Tramèr, and Chiyuan Zhang. 2023. [Quantifying memorization across neural language models](#).
- Nicholas Carlini, Chang Liu, Úlfar Erlingsson, Jernej Kos, and Dawn Song. 2019. [The secret sharer: Evaluating and testing unintended memorization in neural networks](#).
- Wenhu Chen, Xueguang Ma, Xinyi Wang, and William W. Cohen. 2023. [Program of thoughts prompting: Disentangling computation from reasoning for numerical reasoning tasks](#).
- Karl Cobbe, Vineet Kosaraju, Mohammad Bavarian, Mark Chen, Heewoo Jun, Lukasz Kaiser, Matthias Plappert, Jerry Tworek, Jacob Hilton, Reiichiro Nakano, Christopher Hesse, and John Schulman. 2021. Training verifiers to solve math word problems. *arXiv preprint arXiv:2110.14168*.
- Luyu Gao, Aman Madaan, Shuyan Zhou, Uri Alon, Pengfei Liu, Yiming Yang, Jamie Callan, and Graham Neubig. 2022. [PAL: Program-aided Language Models](#). *arXiv:2211.10435*.
- Tianyu Gao, Howard Yen, Jiatong Yu, and Danqi Chen. 2023. [Enabling large language models to generate text with citations](#). In *Proceedings of EMNLP*.
- Evan Hernandez, Belinda Z. Li, and Jacob Andreas. 2023. [Measuring and manipulating knowledge representations in language models](#). In *Arxiv*.
- Blake Howald, Ravikumar Kondadadi, and Frank Schilder. 2013. Domain adaptable semantic clustering in statistical NLG. In *Proceedings of the 10th International Conference on Computational Semantics (IWCS 2013)–Long Papers*, pages 143–154.
- Ehud Karpas, Omri Abend, Yonatan Belinkov, Barak Lenz, Opher Lieber, Nir Ratner, Yoav Shoham, Hofit Bata, Yoav Levine, Kevin Leyton-Brown, Dor Muhl-gay, Noam Rozen, Erez Schwartz, Gal Shachaf, Shai Shalev-Shwartz, Amnon Shashua, and Moshe Tenen-holtz. 2022. [MRKL systems: A modular, neuro-symbolic architecture that combines large language models, external knowledge sources and discrete reasoning](#).
- Tushar Khot, Harsh Trivedi, Matthew Finlayson, Yao Fu, Kyle Richardson, Peter Clark, and Ashish Sabharwal. 2023. [Decomposed prompting: A modular approach for solving complex tasks](#).
- Ioannis Konstantas and Mirella Lapata. 2013. A global model for concept-to-text generation. *Journal of Artificial Intelligence Research*, 48:305–346.
- Karen Kukich. 1983. [Design of a knowledge-based report generator](#). In *21st Annual Meeting of the Association for Computational Linguistics*, pages 145–150, Cambridge, Massachusetts, USA. Association for Computational Linguistics.
- Liunian Li and Xiaojun Wan. 2018. [Point precisely: Towards ensuring the precision of data in generated texts using delayed copy mechanism](#). In *Proceedings of the 27th International Conference on Computational Linguistics*, pages 1044–1055, Santa Fe, New Mexico, USA. Association for Computational Linguistics.
- Xiang Lisa Li and Alexander Rush. 2020. [Posterior control of blackbox generation](#). In *Proceedings of the 58th Annual Meeting of the Association for Computational Linguistics*, pages 2731–2743, Online. Association for Computational Linguistics.
- Percy Liang, Michael Jordan, and Dan Klein. 2009. [Learning semantic correspondences with less supervision](#). In *Proceedings of the Joint Conference of the 47th Annual Meeting of the ACL and the 4th International Joint Conference on Natural Language Processing of the AFNLP*, pages 91–99, Suntec, Singapore. Association for Computational Linguistics.

- Yaobo Liang, Chenfei Wu, Ting Song, Wenshan Wu, Yan Xia, Yu Liu, Yang Ou, Shuai Lu, Lei Ji, Shaoguang Mao, Yun Wang, Linjun Shou, Ming Gong, and Nan Duan. 2023. TaskMatrix.AI: Completing Tasks by Connecting Foundation Models with Millions of APIs. *arXiv:2303.16434*.
- Chin-Yew Lin. 2004. [ROUGE: A package for automatic evaluation of summaries](#). In *Text Summarization Branches Out*, pages 74–81, Barcelona, Spain. Association for Computational Linguistics.
- Nelson F Liu, Tianyi Zhang, and Percy Liang. 2023. Evaluating verifiability in generative search engines. *arXiv preprint arXiv:2304.09848*.
- Pan Lu, Baolin Peng, Hao Cheng, Michel Galley, Kai-Wei Chang, Ying Nian Wu, Song-Chun Zhu, and Jianfeng Gao. 2023. [Chameleon: Plug-and-play compositional reasoning with large language models](#).
- Kathleen McKeown. 1992. Text generation - using discourse strategies and focus constraints to generate natural language text.
- Susan W. McRoy, Songsak Channarukul, and Syed S. Ali. 2000. [YAG: A template-based generator for real-time systems](#). In *INLG'2000 Proceedings of the First International Conference on Natural Language Generation*, pages 264–267, Mitzpe Ramon, Israel. Association for Computational Linguistics.
- Kishore Papineni, Salim Roukos, Todd Ward, and Wei-Jing Zhu. 2002. [BLEU: A method for automatic evaluation of machine translation](#). In *Proceedings of the 40th Annual Meeting of the Association for Computational Linguistics*, pages 311–318, Philadelphia, Pennsylvania, USA. Association for Computational Linguistics.
- Bhargavi Paranjape, Scott Lundberg and Sameer Singh, Hannaneh Hajishirzi, Luke Zettlemoyer, and Marco Tulio Ribeiro. 2023. ART: Automatic multi-step reasoning and tool-use for large language models. *arXiv:2303.09014*.
- Ankur Parikh, Xuezhi Wang, Sebastian Gehrmann, Manaal Faruqi, Bhuwan Dhingra, Diyi Yang, and Dipanjan Das. 2020. [ToTTo: A controlled table-to-text generation dataset](#). In *Proceedings of the 2020 Conference on Empirical Methods in Natural Language Processing (EMNLP)*, pages 1173–1186, Online. Association for Computational Linguistics.
- Gabriel Poesia, Kanishk Gandhi, Eric Zelikman, and Noah D. Goodman. 2023. [Certified reasoning with language models](#).
- Gabriel Poesia, Alex Polozov, Vu Le, Ashish Tiwari, Gustavo Soares, Christopher Meek, and Sumit Gulwani. 2022. [Synchronesh: Reliable code generation from pre-trained language models](#). In *International Conference on Learning Representations*.
- Ratish Puduppully, Yao Fu, and Mirella Lapata. 2022. Data-to-text generation with variational sequential planning. *Transactions of the Association for Computational Linguistics*, 10:697–715.
- Yujia Qin, Shihao Liang, Yining Ye, Kunlun Zhu, Lan Yan, Yaxi Lu, Yankai Lin, Xin Cong, Xiangru Tang, Bill Qian, Sihan Zhao, Lauren Hong, Runchu Tian, Ruobing Xie, Jie Zhou, Mark Gerstein, Dahai Li, Zhiyuan Liu, and Maosong Sun. 2023. [ToolLLM: Facilitating large language models to master 16000+ real-world apis](#).
- Timo Schick, Jane Dwivedi-Yu, Roberto Dessi, Roberta Raileanu, Maria Lomeli, Luke Zettlemoyer, Nicola Cancedda, and Thomas Scialom. 2023. Toolformer: Language Models Can Teach Themselves to Use Tools. *arXiv:2302.04761*.
- Torsten Scholak, Nathan Schucher, and Dzmitry Bahdanau. 2021. PICARD: Parsing incrementally for constrained auto-regressive decoding from language models. In *Proceedings of EMNLP*, Online and Punta Cana, Dominican Republic. Association for Computational Linguistics.
- Mandar Sharma, Ajay Gogineni, and Naren Ramakrishnan. 2022. Innovations in neural data-to-text generation. *arXiv preprint arXiv:2207.12571*.
- Yongliang Shen, Kaitao Song, Xu Tan, Dongsheng Li, Weiming Lu, and Yueting Zhuang. 2023. [Hugging-GPT: Solving AI tasks with ChatGPT and its friends in hugging face](#).
- Richard Shin, Christopher Lin, Sam Thomson, Charles Chen, Subhro Roy, Emmanouil Antonios Platanios, Adam Pauls, Dan Klein, Jason Eisner, and Benjamin Van Durme. 2021. Constrained language models yield few-shot semantic parsers. In *Proceedings of EMNLP*. Association for Computational Linguistics.
- Bailin Wang, Zi Wang, Xuezhi Wang, Yuan Cao, Rif A Saurous, and Yoon Kim. 2023a. Grammar prompting for domain-specific language generation with large language models. In *Proceedings of NeurIPS*.
- Hongmin Wang. 2019. [Revisiting challenges in data-to-text generation with fact grounding](#). In *Proceedings of the 12th International Conference on Natural Language Generation*, Tokyo, Japan. Association for Computational Linguistics.
- Peng Wang, Junyang Lin, An Yang, Chang Zhou, Yichang Zhang, Jingren Zhou, and Hongxia Yang. 2021. [Sketch and refine: Towards faithful and informative table-to-text generation](#). In *Findings of the Association for Computational Linguistics: ACL-IJCNLP 2021*, pages 4831–4843, Online. Association for Computational Linguistics.
- Yizhong Wang, Hamish Ivison, Pradeep Dasigi, Jack Hessel, Tushar Khot, Khyathi Raghavi Chandu, David Wadden, Kelsey MacMillan, Noah A. Smith, Iz Beltagy, and Hannaneh Hajishirzi. 2023b. [How far can camels go? exploring the state of instruction tuning on open resources](#).

- Jason Wei, Xuezhi Wang, Dale Schuurmans, Maarten Bosma, brian ichter, Fei Xia, Ed H. Chi, Quoc V Le, and Denny Zhou. 2022. [Chain of thought prompting elicits reasoning in large language models](#). In *Advances in Neural Information Processing Systems*.
- Sam Wiseman, Stuart Shieber, and Alexander Rush. 2017. [Challenges in data-to-document generation](#). In *Proceedings of the 2017 Conference on Empirical Methods in Natural Language Processing*, pages 2253–2263, Copenhagen, Denmark. Association for Computational Linguistics.
- Sam Wiseman, Stuart Shieber, and Alexander Rush. 2018. [Learning neural templates for text generation](#). In *Proceedings of the 2018 Conference on Empirical Methods in Natural Language Processing*, pages 3174–3187, Brussels, Belgium. Association for Computational Linguistics.
- Rong Ye, Wenxian Shi, Hao Zhou, Zhongyu Wei, and Lei Li. 2020. Variational template machine for data-to-text generation. *arXiv preprint arXiv:2002.01127*.
- Xunjian Yin and Xiaojun Wan. 2022. [How do Seq2Seq models perform on end-to-end data-to-text generation?](#) In *Proceedings of the 60th Annual Meeting of the Association for Computational Linguistics (Volume 1: Long Papers)*, pages 7701–7710, Dublin, Ireland. Association for Computational Linguistics.
- Ann Yuan, Daphne Ippolito, Vitaly Nikolaev, Chris Callison-Burch, Andy Coenen, and Sebastian Gehrmann. 2021. [SynthBio: A case study in faster curation of text datasets](#). In *Thirty-fifth Conference on Neural Information Processing Systems Datasets and Benchmarks Track (Round 2)*.
- Xiang Yue, Boshi Wang, Kai Zhang, Ziru Chen, Yu Su, and Huan Sun. 2023. Automatic evaluation of attribution by large language models. In *Findings of the Association for Computational Linguistics: EMNLP 2023*.
- Tianhua Zhang, Jiaxin Ge, Hongyin Luo, Yung-Sung Chuang, Mingye Gao, Yuan Gong, Xixin Wu, Yoon Kim, Helen Meng, and James Glass. 2023. Natural language embedded programs for hybrid language symbolic reasoning. *arXiv preprint arXiv:2309.10814*.
- Tianyi Zhang, Varsha Kishore, Felix Wu, Kilian Q. Weinberger, and Yoav Artzi. 2020. [BERTScore: Evaluating text generation with BERT](#). In *International Conference on Learning Representations*.
- Tianyi Zhang, Mina Lee, Lisa Li, Ende Shen, and Tatsunori B Hashimoto. 2022. TempLM: Distilling language models into template-based generators. *arXiv preprint arXiv:2205.11055*.
- Ruochen Zhao, Xingxuan Li, Shafiq Joty, Chengwei Qin, and Lidong Bing. 2023. [Verify-and-edit: A knowledge-enhanced chain-of-thought framework](#).

Property ID	Property name	QA question
P19	place of birth	Where was X born?
P20	place of death	Where did X die?
P27	country of citizenship	What was X’s country of citizenship?
P106	occupation	What was X’s occupation?
P1412	languages spoken	What languages did X know?
P26	spouse	Who was X’s spouse?
P22	father	Who was X’s father?
P25	mother	Who was X’s mother?
P39	position held	What position did X hold?
P166	award received	What awards did X receive?
P140	religion or worldview	What was X’s religion?
P69	educated at	Where did X study?
P119	place of burial	Where is X buried?
P463	member of	What was X a member of?
P509	cause of death	What was the cause of X’s death?
P101	field of work	What was X’s field of work?
P800	notable work	What was X’s notable work?
P1344	participant in	What was X a participant in?
P108	employer	Who was X’s employer?
P1066	student of	X was an student of whom?
P802	student	Who was X’s student?
P184	doctoral advisor	Who was X’s doctoral advisor?
P185	doctoral student	Who was X’s doctoral student?
P1411	nominated for	What was X nominated for?
P551	residence	Where did X live?
P512	academic degree	What was X’s academic degree?

Table 7: Wikidata properties and corresponding QA question for the obituary dataset. We use X as a placeholder for the entity’s name.

A Obituary data properties and questions

Tab. 7 lists the Wikidata properties we include in our entities alongside the questions we corresponding question we provide the LLM in the QA evaluation.

B Financial QA human evaluation

We had a total of 32 questions in the financial QA evaluation; the questions are shown in Tab. 8. There are two types of question: pairwise-comparison questions (pair) and multiway-comparison questions (multi). For the pairwise comparison questions, we only include information from the two companies in question. For the multiway-comparison questions we show data from seven tickers: ORCL, ASML, TSLA, GOOG, CRM, AVGO, NFLX.

The specific structured input provided is the result the company overview endpoint from the Alpha-Vantage API.¹⁶ We applied some minor postprocessing to the API response to ensure that all fields that are numerical in nature (e.g., SharesOutstanding, MarketCapitalization) are actually numerical (i.e., integers or floats) in the JSON as opposed to strings. Note that all questions are answerable from the data provided data (e.g., there is a field MarketCapitalization in the structured data that allows the pair_market-cap questions to be answered).

To evaluate the generations, we had one of the authors in the paper annotate each of the responses according to whether the answer was acceptable or not. We adopted a loose criteria for acceptability:

¹⁶An example is shown here: <https://www.alphavantage.co/query?function=OVERVIEW&symbol=IBM&apikey=demo>.

Question code	Question
pair_market-cap	Which company has the largest market capitalization, GOOG or ASML?
pair_market-cap	Which company has the largest market capitalization, ASML or ORCL?
pair_market-cap	Which company has the largest market capitalization, TSLA or CRM?
pair_pe-ratio	How do the P/E ratios of NFLX and ASML compare?
pair_pe-ratio	How do the P/E ratios of GOOG and CRM compare?
pair_pe-ratio	How do the P/E ratios of NFLX and AVGO compare?
multi_dividend	Which company has a higher dividend yield?
multi_revenue-mult	Which company has a higher revenue multiple?
pair_book-value	How does the book value of NFLX compare to that of ASML?
pair_book-value	How does the book value of ORCL compare to that of NFLX?
pair_book-value	How does the book value of CRM compare to that of TSLA?
multi_growth-yoy	Which company grew the fastest YoY in the most recent quarter?
pair_operating-margin	How do the operating margins of GOOG and CRM compare?
pair_operating-margin	How do the operating margins of NFLX and CRM compare?
pair_operating-margin	How do the operating margins of AVGO and TSLA compare?
multi_return-assets	Which company has a higher return on assets (TTM)?
pair_eps	How does the EPS (earnings per share) of ASML compare to AVGO?
pair_eps	How does the EPS (earnings per share) of TSLA compare to ORCL?
pair_eps	How does the EPS (earnings per share) of CRM compare to GOOG?
pair_beta	What are the respective market betas for CRM and GOOG?
pair_beta	What are the respective market betas for GOOG and NFLX?
pair_beta	What are the respective market betas for NFLX and AVGO?
pair_50d-avg	How do the 50-d moving averages between AVGO and GOOG compare?
pair_50d-avg	How do the 50-d moving averages between TSLA and ORCL compare?
pair_50d-avg	How do the 50-d moving averages between ORCL and GOOG compare?
pair_forward-pe-ratio	What's the difference in the forward P/E ratio between ASML and NFLX?
pair_forward-pe-ratio	What's the difference in the forward P/E ratio between AVGO and ASML?
pair_forward-pe-ratio	What's the difference in the forward P/E ratio between CRM and NFLX?
multi_quart-growth	Which company has a stronger quarterly earnings growth (YoY)?
pair_ebitda	How do ORCL and GOOG's EBITDA multiples compare?
pair_ebitda	How do ASML and TSLA's EBITDA multiples compare?
pair_ebitda	How do ASML and GOOG's EBITDA multiples compare?

Table 8: The 32 questions that were considered for the financial QA evaluation.

		C-EM (%)	C-ROU.-1	C-ROU.-2	C-ROU.-L
0-shot	Baseline	80.35	87.56	62.55	87.50
	Direct	84.07	89.59	63.09	89.57
2-shot	Baseline	83.95	88.85	63.33	88.85
	Direct	84.28	88.88	62.43	88.88

Table 9: GPT-3.5-4K results of the automated question–answering evaluation on the obituary dataset, when we condition of the model not having abstained from giving an answer, i.e., when the answer given by the model was not “Unknown.” We report the conditioned exact match accuracy (C-EM (%)) and ROUGE (C-ROU.-1, C-ROU.-2, C-ROU.-L; Lin, 2004) of the inferred answers from the generated text against the corresponding true answers given by the source data. Refer to §3.2 for a discussion.

1. If the question had an objective answer (e.g., the answer to “Which company has a largest market capitalization, GOOG or ASML?” is ultimately either GOOG or ASML) then the generation was acceptable as long as the final answer given by the question was acceptable. Note that if the *reasoning* given for the answer was incorrect but the final answer was correct, the answer was still treated as acceptable. This choice is deliberate, since in certain cases it can be hard to gauge whether the reasoning is correct despite the answer being correct. To reduce subjectivity as much as possible, we adopted the loosest possible interpretation of acceptability for questions with objective answers.
2. If the answer did not have an objective answer (e.g., there are multiple sensible answers to “How do ORCL and GOOG’s EBIDTA multiples compare?”), then we deem an answer acceptable if the reasoning in the answer is sensible and correct.
3. If the model failed to generate an answer (e.g., rendering error, or did not answer the question) then the answer was not acceptable.

C Conditioned obituary results

In Tab. 9, we include the results on the obituary dataset when we condition on the QA model not having abstained from answering.

D Experimental details

Unless otherwise specified, we run all experiments using the Azure API and use the model version 0613. We state the specific version of the model we use in the main text. We provide the prompts we use below.

D.1 SynthBio prompts

SynthBio prompt (Baseline)

System prompt:

Your task is to write a biography about a person whose description is given in JSON. You must mention and be faithful about every property of the person in your biography.

Few shot examples (optional):



User:

JSON:

```
```json
```

```
{
 "data": {
 "name": "Hanna Skold",
 "gender": "female",
 "nationality": "Swedish",
 "birth_date": "14 November 1856",
 "birth_place": "Gotlandso, Sweden",
```



```

 "death_date": "24 December 1935",
 "death_place": "Santa Cruz, California",
 "death_cause": "unknown",
 "start_age": "17",
 "notable_ascents": "Pico de Orizaba, Aconcagua, Grand Teton, Cerro
 Fitzroy",
 "final_ascent": "Mount Rainier",
 "partnerships": "Gertrude S. Cooper",
 "mother": "Karin Andersen",
 "children": "Lillian Skold"
 }
}

```



#### Assistant:

Hanna Skold (born 14 November 1856) was a Swedish mountaineer. She was born in Gotlandso, Sweden. She started climbing at the age of 17. She climbed Pico de Orizaba, Aconcagua, Grand Teton, and Cerro Fitzroy. Skold made her final ascent on Mount Rainier. Skold was the daughter of Karin Andersen and her daughter was Lillian Skold. She collaborated with Gertrude S. Cooper. She died on December 24, 1935 in Santa Cruz, California.

*One more few-shot example like the one above (hidden to save space)*



#### User:

*Data for biography to be generated.*

##### EXAMPLE INPUT

JSON:

```

'''json
{
 "data": {
 "name": "Helmut Kaiser",
 "gender": "male",
 "nationality": "German",
 "birth_date": "17 August 1863",
 "birth_place": "Nuremberg",
 "death_date": "October 17, 1947",
 "death_place": "Frankfurt am Main, Germany",
 "death_cause": "heart disease; artery sclerosis",
 "resting_place": "Frankfurt am Main, Germany",
 "alma_mater": "Philosophical University of Erlangen-Nuernberg, 1886",
 "education": "Ph.D. in Philosophy",
 "occupation": "philosopher, theologian;",
 "notable_works": "Philosophical Problems of Theism",
 "language": "German",
 "genre": "Philosophical Theology",
 "awards": "Honorary Member of the Lutheran Liturgical Institute at the University of Chicago;
 University Grant of City of Frankfurt am Main in 1911",
 "mother": "Berta Kaiser",
 "father": "Adolf Weber",
 "partner": "Frieda Schoenlein",
 "children": "Rudolf, Kurt, Gertraud, Marianne, Rosemarie"
 }
}
'''

```



#### Assistant:

*LLM generates Synthbio summary without symbolic references.*

##### EXAMPLE OUTPUT (GPT-4-8K)

Helmut Kaiser was a renowned German philosopher and theologian, born on August 17, 1863, in Nuremberg, Germany. He completed his Ph.D. in Philosophy from the Philosophical University of Erlangen-Nuernberg in 1886. His most notable work was "Philosophical Problems of Theism". He was awarded the Honorary Member of the Lutheran Liturgical Institute at the University of Chicago and received the University Grant of the City of Frankfurt am Main in 1911. He was married to Frieda Schoenlein and they had five children: Rudolf, Kurt, Gertraud, Marianne, and Rosemarie. Kaiser passed away from heart disease and artery sclerosis on October 17, 1947, in Frankfurt am Main, Germany, where he was also laid to rest.

### SynthBio prompt (Direct)

#### System prompt:

Your task is to write a biography about a person whose description is given in JSON. You must mention and be faithful about every property of the person in your biography.

Instead of responding directly with the text, you must generate Jinja-style expressions in the text with references to fields in the provided JSON, e.g., given JSON that says:

```
```json
{
  "data": {
    "place_of_birth": "Ohio"
  }
}
```
```

then instead of generating "... was born in Ohio" you should generate "... was born in `{{ data.place_of_birth }}`". Note that you can only reference fields that exist in the JSON. The user will be displayed a version of this message that has the references filled in, and you should ALWAYS try to use such references instead of copying the text directly when possible.

---

#### Few shot examples (optional):



**User:**

JSON:

```
```json
{
  "data": {
    "name": "Hanna Skold",
    "gender": "female",
    "nationality": "Swedish",
    "birth_date": "14 November 1856",
    "birth_place": "Gotlandso, Sweden",
    "death_date": "24 December 1935",
    "death_place": "Santa Cruz, California",
    "death_cause": "unknown",
    "start_age": "17",
    "notable_ascents": "Pico de Orizaba, Aconcagua, Grand Teton, Cerro
      Fitzroy",
    "final_ascent": "Mount Rainier",
    "partnerships": "Gertrude S. Cooper",
    "mother": "Karin Andersen",
    "children": "Lillian Skold"
  }
}
```
```



**Assistant:**

`{{ data.name }}` (born `{{ data.birth_date }}`) was a `{{ data.nationality }}` mountaineer. She was born in `{{ data.birth_place }}`. She started climbing at the age of `{{ data.start_age }}`. She climbed `{{ data.notable_ascents.split(', ')[0] }}`, `{{ data.notable_ascents.split(', ')[1] }}`, `{{ data.notable_ascents.split(', ')[2] }}`, and `{{ data.notable_ascents.split(', ')[3] }}`. `{{ data.name }}` made her final ascent on `{{ data.final_ascent }}`. `{{ data.name }}` was the daughter of `{{ data.mother }}` and her daughter was `{{ data.children }}`. She collaborated with `{{ data.partnerships }}`. She died on `{{ data.death_date }}` in `{{ data.death_place }}`.

---

*One more few-shot example like the one above (hidden to save space)*

---



**User:**

*Data for biography to be generated*

#### EXAMPLE INPUT

JSON:

```
```json
{
  "data": {
    "name": "Helmut Kaiser",
    "gender": "male",
    "nationality": "German",
    "birth_date": "17 August 1863",
    "birth_place": "Nuremberg",
    "death_date": "October 17, 1947",
    "death_place": "Frankfurt am Main, Germany",
    "death_cause": "heart disease; artery sclerosis",
    "resting_place": "Frankfurt am Main, Germany",
    "alma_mater": "Philosophical University of Erlangen-Nuernberg, 1886",
    "education": "Ph.D. in Philosophy",
    "occupation": "philosopher, theologian;",
    "notable_works": "Philosophical Problems of Theism",
    "language": "German",
    "genre": "Philosophical Theology",
    "awards": "Honorary Member of the Lutheran Liturgical Institute at the University of Chicago;
    University Grant of City of Frankfurt am Main in 1911",
    "mother": "Berta Kaiser",
    "father": "Adolf Weber",
    "partner": "Frieda Schoenlein",
    "children": "Rudolf, Kurt, Gertraud, Marianne, Rosemarie"
  }
}
```
```



#### Assistant:

*LLM directly generates Synthbio summary with symbolic references.*

#### EXAMPLE OUTPUT (GPT-4)

{{ data.name }} was a renowned {{ data.nationality }} {{ data.occupation }} born on {{ data.birth\_date }} in {{ data.birth\_place }}. He was the son of {{ data.father }} and {{ data.mother }}. He studied at {{ data.alma\_mater.split(', ')[0] }}, where he earned his {{ data.education }}. His most notable work was "{{ data.notable\_works }}" , written in his native language, {{ data.language }}. His contributions to {{ data.genre }} earned him recognition, including becoming an Honorary Member of the Lutheran Liturgical Institute at the University of Chicago and receiving the University Grant of City of Frankfurt am Main in 1911. He was partnered with {{ data.partner }} and they had five children: {{ data.children }}. {{ data.name }} passed away on {{ data.death\_date }} in {{ data.death\_place }} due to {{ data.death\_cause }}. His final resting place is in {{ data.resting\_place }}.

### SynthBio prompt (Indirect)

#### System prompt:

Your task is to write a biography about a person whose description is given in JSON. You must mention and be faithful about every property of the person in your biography. After you generate the biography, you will be asked to rewrite it using Jinja-style expressions.

#### Few shot examples (optional):



User:

JSON:

```
```json
{
  "data": {
    "name": "Hanna Skold",
    "gender": "female",
    "nationality": "Swedish",
    "birth_date": "14 November 1856",
    "birth_place": "Gotlandso, Sweden",
    "death_date": "24 December 1935",
    "death_place": "Santa Cruz, California",
    "death_cause": "unknown",
    "start_age": "17",
    "notable_ascents": "Pico de Orizaba, Aconcagua, Grand Teton, Cerro
    Fitzroy",
    "final_ascent": "Mount Rainier",
    "partnerships": "Gertrude S. Cooper",
    "mother": "Karin Andersen",
    "children": "Lillian Skold"
  }
}
```
```

**Assistant:**

Hanna Skold (born 14 November 1856) was a Swedish mountaineer. She was born in Gotlandso, Sweden. She started climbing at the age of 17. She climbed Pico de Orizaba, Aconcagua, Grand Teton, and Cerro Fitzroy. Skold made her final ascent on Mount Rainier. Skold was the daughter of Karin Andersen and her daughter was Lillian Skold. She collaborated with Gertrude S. Cooper. She died on December 24, 1935 in Santa Cruz, California.

**User:**

Your job is to now rewrite the answer you provided above, but instead of responding directly with the text, you must generate Jinja-style expressions in the text with references to fields in the provided JSON, e.g., given JSON that says:

```
```json
{
  "data": {
    "place_of_birth": "Ohio"
  }
}
```

then instead of generating "... was born in Ohio" you should generate "... was born in `{{ data.place_of_birth }}`". Note that you can only reference fields that exist in the JSON. The user will be displayed a version of this message that has the references filled in, and you should ALWAYS try to use such references instead of copying the text directly when possible. Remember, you MUST make sure you ONLY use fields that exist in the JSON. You must NOT make up fields.

**Assistant:**

`{{ data.name }}` (born `{{ data.birth_date }}`) was a `{{ data.nationality }}` mountaineer. She was born in `{{ data.birth_place }}`. She started climbing at the age of `{{ data.start_age }}`. She climbed `{{ data.notable_ascents.split(', ')[0] }}`, `{{ data.notable_ascents.split(', ')[1] }}`, `{{ data.notable_ascents.split(', ')[2] }}`, and `{{ data.notable_ascents.split(', ')[3] }}`. `{{ data.name }}` made her final ascent on `{{ data.final_ascent }}`. `{{ data.name }}` was the daughter of `{{ data.mother }}` and her daughter was `{{ data.children }}`. She collaborated with `{{ data.partnerships }}`. She died on `{{ data.death_date }}` in `{{ data.death_place }}`.

One more few-shot example like the one above (hidden to save space)

**User:**

Data for biography to be generated

EXAMPLE INPUT

JSON:

```
```json
{
 "data": {
 "name": "Helmut Kaiser",
 "gender": "male",
 "nationality": "German",
 "birth_date": "17 August 1863",
 "birth_place": "Nuremberg",
 "death_date": "October 17, 1947",
 "death_place": "Frankfurt am Main, Germany",
 "death_cause": "heart disease; artery sclerosis",
 "resting_place": "Frankfurt am Main, Germany",
 "alma_mater": "Philosophical University of Erlangen-Nuernberg, 1886",
 "education": "Ph.D. in Philosophy",
 "occupation": "philosopher, theologian;",
 "notable_works": "Philosophical Problems of Theism",
 "language": "German",
 "genre": "Philosophical Theology",
 "awards": "Honorary Member of the Lutheran Liturgical Institute at the University of Chicago; University Grant of City of Frankfurt am Main in 1911",
 "mother": "Berta Kaiser",
 "father": "Adolf Weber",
 "partner": "Frieda Schoenlein",
 "children": "Rudolf, Kurt, Gertraud, Marianne, Rosemarie"
 }
}
```





**Assistant:**

*LLM generates SynthBio biography without symbolic references*

EXAMPLE OUTPUT (GPT-4-8K)

Helmut Kaiser was a German philosopher and theologian, born on August 17, 1863, in Nuremberg, to Adolf Weber and Berta Kaiser. He studied at the Philosophical University of Erlangen-Nuernberg, graduating in 1886 with a Ph.D. in Philosophy. His notable works include "Philosophical Problems of Theism". He wrote in German and his genre was Philosophical Theology. He received several awards, including becoming an Honorary Member of the Lutheran Liturgical Institute at the University of Chicago and receiving the University Grant of the City of Frankfurt am Main in 1911. He was partnered with Frieda Schoenlein and they had five children: Rudolf, Kurt, Gertraud, Marianne, and Rosemarie. Kaiser passed away on October 17, 1947, in Frankfurt am Main, Germany, due to heart disease and artery sclerosis. He was laid to rest in the same city.



**User:**

Your job is to now rewrite the answer you provided above, but instead of responding directly with the text, you must generate Jinja-style expressions in the text with references to fields in the provided JSON, e.g., given JSON that says:

```
```json
{
  "data": {
    "place_of_birth": "Ohio"
  }
}
```

then instead of generating "... was born in Ohio" you should generate "... was born in `{{ data.place_of_birth }}`". Note that you can only reference fields that exist in the JSON. The user will be displayed a version of this message that has the references filled in, and you should ALWAYS try to use such references instead of copying the text directly when possible. Remember, you MUST make sure you ONLY use fields that exist in the JSON. You must NOT make up fields.



Assistant:

LLM rewrites biography so it contains symbolic references.

EXAMPLE OUTPUT (GPT-4-8K)

```
{{ data.name }} was a {{ data.nationality }} {{ data.occupation }}, born on {{ data.birth_date }}, in {{ data.birth_place }}, to
{{ data.father }} and {{ data.mother }}. He studied at the {{ data.alma_mater.split(',')|first }} {{ data.alma_mater.split(',')|last }}, graduating in
{{ data.alma_mater.split(',')|last }} with a {{ data.education }}. His notable works include "{{ data.notable_works }}" {{ data.language }} and his genre was {{ data.genre }}. He received several awards, including becoming an {{ data.awards.split(',')|first }} {{ data.awards.split(',')|last }} and
receiving the {{ data.awards.split(',')|last }} {{ data.name }}. He was partnered with {{ data.partner }} and they had five children: {{ data.children }}.
{{ data.name }} passed away on {{ data.death_date }}, in {{ data.death_place }}, due to {{ data.death_cause }}. He was laid to rest in
{{ data.resting_place }}.
```

D.2 Rotowire prompts

Rotowire prompt (Baseline)

System prompt:

Your task is to write a summary of a basketball game whose statistics are given in JSON. You must remain faithful to the provided statistics in your summary.

Few shot examples (optional):



User:

JSON:

```
```json
{
 "data": {
 "home_line": {
 "name": "Magic",
 "city": "Orlando",
 "wins": 6,
 "losses": 9,
 "pts": 92,
 "pts_qtr1": 18,
 "pts_qtr2": 28,
 "pts_qtr3": 21,
 "pts_qtr4": 25,
 "fg_pct": 45,
```

```

 "fg3_pct": 19,
 "ft_pct": 70,
 "ast": 18,
 "reb": 44,
 "tov": 14
 },
 "visitor_line": {
 "name": "Heat",
 "city": "Miami",
 "wins": 7,
 "losses": 6,
 "pts": 99,
 "pts_qtr1": 22,
 "pts_qtr2": 27,
 "pts_qtr3": 19,
 "pts_qtr4": 31,
 "fg_pct": 52,
 "fg3_pct": 46,
 "ft_pct": 72,
 "ast": 17,
 "reb": 33,
 "tov": 16
 },
 "box_score": {
 "luol_deng": {
 "player_name": "Luol Deng",
 "first_name": "Luol",
 "second_name": "Deng",
 "city": "Miami",
 "start_position": "F",
 "min": 33,
 "pts": 9,
 "fgm": 4,
 "fga": 9,
 "fg_pct": 44,
 "fg3m": 1,
 "fg3a": 2,
 "fg3_pct": 50,
 "ftm": 0,
 "fta": 0,
 "ft_pct": 0,
 "reb": 7,
 "oreb": 1,
 "dreb": 6,
 "ast": 0,
 "stl": 1,
 "blk": 0,
 "to": 2,
 "pf": 3
 },
 ...
 },
 ...
}
...

```

Write a summary of the game described above.



#### Assistant:

The Miami Heat (7-6) took down the Orlando Magic (6-9) 99-92 on Saturday night at the Amway Center in Orlando. The Heat were just too much for the Magic when all was said and done, as they made a nice run in the fourth to get a seven-point win. What makes the win even more impressive is that Miami did it without guard Dwyane Wade (hamstring). The Heat got plenty of production from some key players to help get the job done though. They were led in scoring by Chris Bosh, who put up 32 points (13-20 FG, 4-6 3Pt, 2-2 FT) to go with 10 rebounds. Mario Chalmers had a huge night also, scoring 24 points (10-16 FG, 2-5 3Pt, 2-4 FT) to go with eight assists and five rebounds. Miami fans have to be happy to see rookie Shabazz Napier stepping up big, as he played extended minutes (28), and scored 12 points (4-8 FG, 2-5 3Pt, 2-4 FT) to go with two rebounds, two steals and one assist. Miami has a quick turnaround, as they take on the Charlotte Hornets at home Sunday night.

The Magic just couldn't get enough production to outscore the Heat on this night, as only three players hit double digits, with Nikola Vucevic having a monster night, scoring 33 points (12-24 FG, 9-11 FT), with 17 rebounds. Vucevic was just dominate, and grabbed 11 offensive boards on the night. The other production came from Victor Oladipo, who had 14 points (5-11 FG, 1-4 3Pt, 3-5 FT), with four rebounds, two assist and two steals, as well as Evan Fournier, who scored 11 points (5-15 FG, 1-5 3PT) with six assists and six rebounds. The Magic get a night off now, before taking on the Cleveland Cavaliers on Monday.



**User:**

*Data for game to be described*

EXAMPLE INPUT

JSON:

```
```json
{
  "data": {
    "home_line": {
      "name": "Hawks",
      "city": "Atlanta",
      "wins": 46,
      "losses": 12,
      "pts": 95,
      "pts_qtr1": 28,
      "pts_qtr2": 14,
      "pts_qtr3": 34,
      "pts_qtr4": 19,
      "fg_pct": 44,
      "fg3_pct": 45,
      "ft_pct": 75,
      "ast": 27,
      "reb": 42,
      "tov": 18
    },
    "visitor_line": {
      "name": "Magic",
      "city": "Orlando",
      "wins": 19,
      "losses": 41,
      "pts": 88,
      "pts_qtr1": 16,
      "pts_qtr2": 29,
      "pts_qtr3": 22,
      "pts_qtr4": 21,
      "fg_pct": 45,
      "fg3_pct": 35,
      "ft_pct": 54,
      "ast": 22,
      "reb": 40,
      "tov": 17
    },
    "box_score": {
      "tobias_harris": {
        "player_name": "Tobias Harris",
        "first_name": "Tobias",
        "second_name": "Harris",
        "city": "Orlando",
        "start_position": "F",
        "min": 37,
        "pts": 15,
        "fgm": 5,
        "fga": 9,
        "fg_pct": 56,
        "fg3m": 2,
        "fg3a": 4,
        "fg3_pct": 50,
        "ftm": 3,
        "fta": 4,
        "ft_pct": 75,
        "reb": 4,
        "oreb": 0,
        "dreb": 4,
        "ast": 1,
        "stl": 2,
        "blk": 1,
        "to": 2,
        "pf": 0
      },
      ...
    }
  }
}
```
```

Write a summary of the game described above.



**Assistant:**

*LLM generates game summary without symbolic references*

#### EXAMPLE OUTPUT (GPT-4-32K)

The Atlanta Hawks (46-12) secured a victory against the Orlando Magic (19-41) with a final score of 95-88. The Hawks started strong with a 28-point first quarter and maintained their lead throughout the game, despite a slight dip in the second quarter. They managed to shoot 44% from the field and 45% from the three-point line. The Hawks also outrebounded the Magic 42-40 and had more assists (27-22).

The Hawks' top performers were Paul Millsap with 20 points, Al Horford with 17 points and 13 rebounds, and DeMarre Carroll with 15 points. Jeff Teague also contributed significantly with 17 points and 7 assists.

On the other side, the Magic struggled with their free throws, making only 54% of them. However, they managed to shoot 45% from the field and 35% from beyond the arc. The Magic's standout player was Nikola Vucevic, who scored 21 points and grabbed 15 rebounds. Victor Oladipo also had a solid performance with 19 points, while Tobias Harris added 15 points.

Despite their efforts, the Magic couldn't overcome the Hawks' strong performance, resulting in their 41st loss of the season. The Hawks, on the other hand, continued their impressive run, securing their 46th win.

### Rotowire prompt (Direct)

#### System prompt:

Your task is to write a summary of a basketball game whose statistics are given in JSON. You must remain faithful to the provided statistics in your summary.

Instead of responding directly with the text, you must generate Jinja-style expressions in the text with references to fields in the provided JSON, e.g., given JSON that says:

```
```json
{
  "data": {
    "place_of_birth": "Ohio"
  }
}
```
```

then instead of generating "... was born in Ohio" you should generate "... was born in {{ data.place\_of\_birth }}". Note that you can only reference fields that exist in the JSON. The user will be displayed a version of this message that has the references filled in, and you should ALWAYS try to use such references instead of copying the text directly when possible.

#### Few shot examples (optional):



**User:**

JSON:

```
```json
{
  "data": {
    "home_line": {
      "name": "Magic",
      "city": "Orlando",
      "wins": 6,
      "losses": 9,
      "pts": 92,
      "pts_qtr1": 18,
      "pts_qtr2": 28,
      "pts_qtr3": 21,
      "pts_qtr4": 25,
      "fg_pct": 45,
      "fg3_pct": 19,
      "ft_pct": 70,
      "ast": 18,
      "reb": 44,
      "tov": 14
    },
    "visitor_line": {
      "name": "Heat",
      "city": "Miami",
      "wins": 7,
      "losses": 6,
      "pts": 99,
      "pts_qtr1": 22,
      "pts_qtr2": 27,
      "pts_qtr3": 19,
      "pts_qtr4": 31,
      "fg_pct": 52,

```



```

        "fg3_pct": 46,
        "ft_pct": 72,
        "ast": 17,
        "reb": 33,
        "tov": 16
    },
    "box_score": {
        "luol_deng": {
            "player_name": "Luol Deng",
            "first_name": "Luol",
            "second_name": "Deng",
            "city": "Miami",
            "start_position": "F",
            "min": 33,
            "pts": 9,
            "fgm": 4,
            "fga": 9,
            "fg_pct": 44,
            "fg3m": 1,
            "fg3a": 2,
            "fg3_pct": 50,
            "ftm": 0,
            "fta": 0,
            "ft_pct": 0,
            "reb": 7,
            "oreb": 1,
            "dreb": 6,
            "ast": 0,
            "stl": 1,
            "blk": 0,
            "to": 2,
            "pf": 3
        },
        ...
    },
    ...
}

```

Write a summary of the game described in the JSON above. Remember to ALWAYS use Jinja-style expressions to reference the fields in the JSON whenever possible.



Assistant:

The {{ data.visitor_line.city }} {{ data.visitor_line.name }} ({{ data.visitor_line.wins }}-{{ data.visitor_line.losses }}) took down the {{ data.home_line.city }} {{ data.home_line.name }} ({{ data.home_line.wins }}-{{ data.home_line.losses }}) {{ data.visitor_line.pts }}-{{ data.home_line.pts }} on Saturday night at the Amway Center in {{ data.home_line.city }}. The Heat were just too much for the Magic when all was said and done, as they made a nice run in the fourth to get a seven-point win. What makes the win even more impressive is that Miami did it without guard Dwyane Wade (hamstring). The Heat got plenty of production from some key players to help get the job done though. They were led in scoring by {{ data.box_score.chris_bosh.player_name }}, who put up {{ data.box_score.chris_bosh.pts }} points ({{ data.box_score.chris_bosh.fgm }}-{{ data.box_score.chris_bosh.fga }} FG, {{ data.box_score.chris_bosh.fg3m }}-{{ data.box_score.chris_bosh.fg3a }} 3Pt, {{ data.box_score.chris_bosh.ftm }}-{{ data.box_score.chris_bosh.fta }} FT) to go with {{ data.box_score.chris_bosh.reb }} rebounds. {{ data.box_score.mario_chalmers.player_name }} had a huge night also, scoring {{ data.box_score.mario_chalmers.pts }} points ({{ data.box_score.mario_chalmers.fgm }}-{{ data.box_score.mario_chalmers.fga }} FG, {{ data.box_score.mario_chalmers.fg3m }}-{{ data.box_score.mario_chalmers.fg3a }} 3Pt, {{ data.box_score.mario_chalmers.ftm }}-{{ data.box_score.mario_chalmers.fta }} FT) to go with {{ data.box_score.mario_chalmers.ast }} assists and {{ data.box_score.mario_chalmers.reb }} rebounds. Miami fans have to be happy to see rookie {{ data.box_score.shabazz_napier.player_name }} stepping up big, as he played extended minutes ({{ data.box_score.shabazz_napier.min }}), and scored {{ data.box_score.shabazz_napier.pts }} points ({{ data.box_score.shabazz_napier.fgm }}-{{ data.box_score.shabazz_napier.fga }} FG,

{{ data.box_score.shabazz_napier.fg3m }}-{{ data.box_score.shabazz_napier.fg3a }} 3Pt, {{ data.box_score.shabazz_napier.ftm }}-{{ data.box_score.shabazz_napier.fta }} FT) to go with {{ data.box_score.shabazz_napier.reb }} rebounds, {{ data.box_score.shabazz_napier.stl }} steals and {{ data.box_score.shabazz_napier.ast }} assist. Miami has a quick turnaround, as they take on the Charlotte Hornets at home Sunday night. The Magic just couldn't get enough production to outscore the Heat on this night, as only three players hit double digits, with {{ data.box_score.nikola_vucevic.player_name }} having a monster night, scoring {{ data.box_score.nikola_vucevic.pts }} points ({{ data.box_score.nikola_vucevic.fgm }}-{{ data.box_score.nikola_vucevic.fga }} FG, {{ data.box_score.nikola_vucevic.ftm }}-{{ data.box_score.nikola_vucevic.fta }} FT), with {{ data.box_score.nikola_vucevic.reb }} rebounds. Vucevic was just dominate, and grabbed {{ data.box_score.nikola_vucevic.oreb }} offensive boards on the night. The other production came from {{ data.box_score.victor_oladipo.player_name }}, who had {{ data.box_score.victor_oladipo.pts }} points ({{ data.box_score.victor_oladipo.fgm }}-{{ data.box_score.victor_oladipo.fga }} FG, {{ data.box_score.victor_oladipo.fg3m }}-{{ data.box_score.victor_oladipo.fg3a }} 3Pt, {{ data.box_score.victor_oladipo.ftm }}-{{ data.box_score.victor_oladipo.fta }} FT), with {{ data.box_score.victor_oladipo.reb }} rebounds, {{ data.box_score.victor_oladipo.ast }} assist and {{ data.box_score.victor_oladipo.stl }} steals, as well as {{ data.box_score.evan_fournier.player_name }}, who scored {{ data.box_score.evan_fournier.pts }} points ({{ data.box_score.evan_fournier.fgm }}-{{ data.box_score.evan_fournier.fga }} FG, {{ data.box_score.evan_fournier.fg3m }}-{{ data.box_score.evan_fournier.fg3a }} 3Pt) with {{ data.box_score.evan_fournier.ast }} assists and {{ data.box_score.evan_fournier.reb }} rebounds. The Magic get a night off now, before taking on the Cleveland Cavaliers on Monday.



User:

Data for game to be described

EXAMPLE INPUT

JSON:

```
```json
{
 "data": {
 "home_line": {
 "name": "Hawks",
 "city": "Atlanta",
 "wins": 46,
 "losses": 12,
 "pts": 95,
 "pts_qtr1": 28,
 "pts_qtr2": 14,
 "pts_qtr3": 34,
 "pts_qtr4": 19,
 "fg_pct": 44,
 "fg3_pct": 45,
 "ft_pct": 75,
 "ast": 27,
 "reb": 42,
 "tov": 18
 },
 "visitor_line": {
 "name": "Magic",
 "city": "Orlando",
 "wins": 19,
 "losses": 41,
 "pts": 88,
 "pts_qtr1": 16,
 "pts_qtr2": 29,
 "pts_qtr3": 22,
 "pts_qtr4": 21,
 "fg_pct": 45,
 "fg3_pct": 35,
 "ft_pct": 54,
 "ast": 22,
 "reb": 40,
 "tov": 17
 },
 "box_score": {
 "tobias_harris": {
 "player_name": "Tobias Harris",
 "first_name": "Tobias",
 "second_name": "Harris",
 "city": "Orlando",
 "start_position": "F",
 "min": 37,
 "pts": 15,
 "fgm": 5,
 "fga": 9,
 "fg_pct": 56,
 "fg3m": 2,
 "fg3a": 4,
 "fg3_pct": 50,
 "ftm": 3,
 "fta": 4,
 "ft_pct": 75,
 "reb": 4,
 "oreb": 0,
 "dreb": 4,
 "ast": 1,
 "stl": 2,
 "blk": 1,
 "to": 2,
 "pf": 0
 },
 ...
 }
 }
}
```
```

Write a summary of the game described in the JSON above. Remember to ALWAYS use Jinja-style expressions to reference the fields in the JSON whenever possible.



Assistant:

LLM generates game summary using symbolic references.

EXAMPLE OUTPUT (GPT-4-32K)

The {{ data.home_line.city }} {{ data.home_line.name }} ({{ data.home_line.wins }}-{{ data.home_line.losses }}) defeated the {{ data.visitor_line.city }} {{ data.visitor_line.name }} ({{ data.visitor_line.wins }}-{{ data.visitor_line.losses }}) {{ data.home_line.pts }}-{{ data.visitor_line.pts }}. The Hawks had a strong third quarter, scoring {{ data.home_line.pts_qtr3 }} points, which helped them secure the victory. They shot {{ data.home_line.fg_pct }}% from the field, {{ data.home_line.fg3_pct }}% from beyond the arc, and {{ data.home_line.ft_pct }}% from the free-throw line. They also had {{ data.home_line.ast }} assists, {{ data.home_line.reb }} rebounds, and {{ data.home_line.tov }} turnovers.

The Magic, on the other hand, struggled in the first quarter, scoring only {{ data.visitor_line.pts_qtr1 }} points. They shot {{ data.visitor_line.fg_pct }}% from the field, {{ data.visitor_line.fg3_pct }}% from three-point range, and a disappointing {{ data.visitor_line.ft_pct }}% from the free-throw line. They had {{ data.visitor_line.ast }} assists, {{ data.visitor_line.reb }} rebounds, and {{ data.visitor_line.tov }} turnovers.

For the Hawks, {{ data.box_score.paul_millsap.player_name }} led the team with {{ data.box_score.paul_millsap.pts }} points, {{ data.box_score.paul_millsap.reb }} rebounds, and {{ data.box_score.paul_millsap.ast }} assists.

{{ data.box_score.al_horford.player_name }} also had a strong game with {{ data.box_score.al_horford.pts }} points and {{ data.box_score.al_horford.reb }} rebounds.

For the Magic, {{ data.box_score.nikola_vucevic.player_name }} had a standout performance with {{ data.box_score.nikola_vucevic.pts }} points and {{ data.box_score.nikola_vucevic.reb }} rebounds. {{ data.box_score.tobias_harris.player_name }} also contributed with {{ data.box_score.tobias_harris.pts }} points and {{ data.box_score.tobias_harris.reb }} rebounds.

Rotowire prompt (Indirect)

System prompt:

Your task is to write a summary of a basketball game whose statistics are given in JSON. You must remain faithful to the provided statistics in your summary. After you generate the summary, you will be asked to rewrite it using Jinja-style expressions.

Few shot examples (optional):



User:

JSON:

```
```json
{
 "data": {
 "home_line": {
 "name": "Magic",
 "city": "Orlando",
 "wins": 6,
 "losses": 9,
 "pts": 92,
 "pts_qtr1": 18,
 "pts_qtr2": 28,
 "pts_qtr3": 21,
 "pts_qtr4": 25,
 "fg_pct": 45,
 "fg3_pct": 19,
 "ft_pct": 70,
 "ast": 18,
 "reb": 44,
 "tov": 14
 },
 "visitor_line": {
 "name": "Heat",
 "city": "Miami",
 "wins": 7,
 "losses": 6,
 "pts": 99,
 "pts_qtr1": 22,
 "pts_qtr2": 27,
 "pts_qtr3": 19,
 "pts_qtr4": 31,
 "fg_pct": 52,
 "fg3_pct": 46,
 "ft_pct": 72,
 "ast": 17,
 "reb": 33,
 "tov": 16
 },
 "box_score": {
 "luol_deng": {
```

```

 "player_name": "Luol Deng",
 "first_name": "Luol",
 "second_name": "Deng",
 "city": "Miami",
 "start_position": "F",
 "min": 33,
 "pts": 9,
 "fgm": 4,
 "fga": 9,
 "fg_pct": 44,
 "fg3m": 1,
 "fg3a": 2,
 "fg3_pct": 50,
 "ftm": 0,
 "fta": 0,
 "ft_pct": 0,
 "reb": 7,
 "oreb": 1,
 "dreb": 6,
 "ast": 0,
 "stl": 1,
 "blk": 0,
 "to": 2,
 "pf": 3
 },
 ...
}
...

```

Write a summary of the game described above.

#### Assistant:

The Miami Heat (7-6) took down the Orlando Magic (6-9) 99-92 on Saturday night at the Amway Center in Orlando. The Heat were just too much for the Magic when all was said and done, as they made a nice run in the fourth to get a seven-point win. What makes the win even more impressive is that Miami did it without guard Dwyane Wade (hamstring). The Heat got plenty of production from some key players to help get the job done though. They were led in scoring by Chris Bosh, who put up 32 points (13-20 FG, 4-6 3Pt, 2-2 FT) to go with 10 rebounds. Mario Chalmers had a huge night also, scoring 24 points (10-16 FG, 2-5 3Pt, 2-4 FT) to go with eight assists and five rebounds. Miami fans have to be happy to see rookie Shabazz Napier stepping up big, as he played extended minutes (28), and scored 12 points (4-8 FG, 2-5 3Pt, 2-4 FT) to go with two rebounds, two steals and one assist. Miami has a quick turnaround, as they take on the Charlotte Hornets at home Sunday night. The Magic just couldn't get enough production to outscore the Heat on this night, as only three players hit double digits, with Nikola Vucevic having a monster night, scoring 33 points (12-24 FG, 9-11 FT), with 17 rebounds. Vucevic was just dominate, and grabbed 11 offensive boards on the night. The other production came from Victor Oladipo, who had 14 points (5-11 FG, 1-4 3Pt, 3-5 FT), with four rebounds, two assist and two steals, as well as Evan Fournier, who scored 11 points (5-15 FG, 1-5 3PT) with six assists and six rebounds. The Magic get a night off now, before taking on the Cleveland Cavaliers on Monday.

#### User:

Your job is to now rewrite the answer you provided above, but instead of responding directly with the text, you must generate Jinja-style expressions in the text with references to fields in the provided JSON, e.g., given JSON that says:

```

```json
{
  "data": {
    "place_of_birth": "Ohio"
  }
}
...

```

then instead of generating "... was born in Ohio" you should generate "... was born in {{ data.place_of_birth }}". Note that you can only reference fields that exist in the JSON. The user will be displayed a version of this message that has the references filled in, and you should ALWAYS try to use such references instead of copying the text directly when possible. Remember, you MUST make sure you ONLY use fields that exist in the JSON. You must NOT make up fields.

**Assistant:**

The {{ data.visitor_line.city }} {{ data.visitor_line.name }}
({{ data.visitor_line.wins }}-{{ data.visitor_line.losses }}) took down the
{{ data.home_line.city }} {{ data.home_line.name }}
({{ data.home_line.wins }}-{{ data.home_line.losses }})
{{ data.visitor_line.pts }}-{{ data.home_line.pts }} on Saturday night at the Amway Center in
{{ data.home_line.city }}. The Heat were just too much for the Magic when all was said and done, as they
made a nice run in the fourth to get a seven-point win. What makes the win even more impressive is that Miami
did it without guard Dwyane Wade (hamstring). The Heat got plenty of production from some key players to
help get the job done though. They were led in scoring by
{{ data.box_score.chris_bosh.player_name }}, who put up {{ data.box_score.chris_bosh.pts }}
points ({{ data.box_score.chris_bosh.fgm }}-{{ data.box_score.chris_bosh.fga }} FG,
{{ data.box_score.chris_bosh.fg3m }}-{{ data.box_score.chris_bosh.fg3a }} 3Pt,
{{ data.box_score.chris_bosh.ftm }}-{{ data.box_score.chris_bosh.fta }} FT) to go with
{{ data.box_score.chris_bosh.reb }} rebounds.
{{ data.box_score.mario_chalmers.player_name }} had a huge night also, scoring
{{ data.box_score.mario_chalmers.pts }} points
({{ data.box_score.mario_chalmers.fgm }}-{{ data.box_score.mario_chalmers.fga }} FG,
{{ data.box_score.mario_chalmers.fg3m }}-{{ data.box_score.mario_chalmers.fg3a }} 3Pt,
{{ data.box_score.mario_chalmers.ftm }}-{{ data.box_score.mario_chalmers.fta }} FT) to go
with {{ data.box_score.mario_chalmers.ast }} assists and
{{ data.box_score.mario_chalmers.reb }} rebounds. Miami fans have to be happy to see rookie
{{ data.box_score.shabazz_napier.player_name }} stepping up big, as he played extended minutes
({{ data.box_score.shabazz_napier.min }}), and scored
{{ data.box_score.shabazz_napier.pts }} points
({{ data.box_score.shabazz_napier.fgm }}-{{ data.box_score.shabazz_napier.fga }} FG,
{{ data.box_score.shabazz_napier.fg3m }}-{{ data.box_score.shabazz_napier.fg3a }} 3Pt,
{{ data.box_score.shabazz_napier.ftm }}-{{ data.box_score.shabazz_napier.fta }} FT) to go
with {{ data.box_score.shabazz_napier.reb }} rebounds,
{{ data.box_score.shabazz_napier.stl }} steals and {{ data.box_score.shabazz_napier.ast }}
assist. Miami has a quick turnaround, as they take on the Charlotte Hornets at home Sunday night. The Magic
just couldn't get enough production to outscore the Heat on this night, as only three players hit double digits,
with {{ data.box_score.nikola_vucevic.player_name }} having a monster night, scoring
{{ data.box_score.nikola_vucevic.pts }} points
({{ data.box_score.nikola_vucevic.fgm }}-{{ data.box_score.nikola_vucevic.fga }} FG,
{{ data.box_score.nikola_vucevic.ftm }}-{{ data.box_score.nikola_vucevic.fta }} FT), with
{{ data.box_score.nikola_vucevic.reb }} rebounds. Vucevic was just dominate, and grabbed
{{ data.box_score.nikola_vucevic.oreb }} offensive boards on the night. The other production came
from {{ data.box_score.victor_oladipo.player_name }}, who had
{{ data.box_score.victor_oladipo.pts }} points
({{ data.box_score.victor_oladipo.fgm }}-{{ data.box_score.victor_oladipo.fga }} FG,
{{ data.box_score.victor_oladipo.fg3m }}-{{ data.box_score.victor_oladipo.fg3a }} 3Pt,
{{ data.box_score.victor_oladipo.ftm }}-{{ data.box_score.victor_oladipo.fta }} FT), with
{{ data.box_score.victor_oladipo.reb }} rebounds, {{ data.box_score.victor_oladipo.ast }}
assist and {{ data.box_score.victor_oladipo.stl }} steals, as well as
{{ data.box_score.evan_fournier.player_name }}, who scored
{{ data.box_score.evan_fournier.pts }} points
({{ data.box_score.evan_fournier.fgm }}-{{ data.box_score.evan_fournier.fga }} FG,
{{ data.box_score.evan_fournier.fg3m }}-{{ data.box_score.evan_fournier.fg3a }} 3PT) with
{{ data.box_score.evan_fournier.ast }} assists and {{ data.box_score.evan_fournier.reb }}
rebounds. The Magic get a night off now, before taking on the Cleveland Cavaliers on Monday.

**User:**

Data for game to be described

EXAMPLE INPUT

JSON:

```
```json
{
 "data": {
 "home_line": {
 "name": "Hawks",
 "city": "Atlanta",
 "wins": 46,
 "losses": 12,
 "pts": 95,
 "pts_qtr1": 28,
 "pts_qtr2": 14,
 "pts_qtr3": 34,
 "pts_qtr4": 19,
 "fg_pct": 44,
 "fg3_pct": 45,
 "ft_pct": 75,
 "ast": 27,
 "reb": 42,
 "tov": 18
 },
 "visitor_line": {
 "name": "Magic",
 "city": "Orlando",
 "wins": 19,
 "losses": 41,
 "pts": 88,
 "pts_qtr1": 16,
 "pts_qtr2": 29,
 "pts_qtr3": 22,
 "pts_qtr4": 21,
 "fg_pct": 45,
 "fg3_pct": 35,
 "ft_pct": 54,
 "ast": 22,
 "reb": 40,
 "tov": 17
 },
 "box_score": {
 "tobias_harris": {
 "player_name": "Tobias Harris",
 "first_name": "Tobias",
 "second_name": "Harris",
 "city": "Orlando",
 "start_position": "F",
 "min": 37,
 "pts": 15,
 "fgm": 5,
 "fga": 9,
 "fg_pct": 56,
 "fg3m": 2,
 "fg3a": 4,
 "fg3_pct": 50,
 "ftm": 3,
 "fta": 4,
 "ft_pct": 75,
 "reb": 4,
 "oreb": 0,
 "dreb": 4,
 "ast": 1,
 "stl": 2,
 "blk": 1,
 "to": 2,
 "pf": 0
 },
 ...
 },
 ...
 }
}
```
```

Write a summary of the game described above.



Assistant:

LLM generates summary without symbolic references.

EXAMPLE OUTPUT (GPT-4-32K)

The Atlanta Hawks (46-12) defeated the Orlando Magic (19-41) 95-88 at home. The Hawks had a strong performance in the third quarter, scoring 34 points, which helped them secure the victory. The Hawks were led by Paul Millsap, who scored 20 points, and Al Horford, who added 17 points and grabbed 13 rebounds. Jeff Teague also contributed with 17 points and 7 assists. On the other hand, the Magic were led by Nikola Vucevic, who had a strong performance with 21 points and 15 rebounds. Victor Oladipo also contributed with 19 points, while Tobias Harris added 15 points. Despite the loss, the Magic outperformed the Hawks in the second quarter, scoring 29 points.



User:

Your job is to now rewrite the answer you provided above, but instead of responding directly with the text, you must generate Jinja-style expressions in the text with references to fields in the provided JSON, e.g., given JSON

that says:

```
```json
{
 "data": {
 "place_of_birth": "Ohio"
 }
}
```
```

then instead of generating "... was born in Ohio" you should generate "... was born in {{ data.place_of_birth }}". Note that you can only reference fields that exist in the JSON. The user will be displayed a version of this message that has the references filled in, and you should ALWAYS try to use such references instead of copying the text directly when possible. Remember, you MUST make sure you ONLY use fields that exist in the JSON. You must NOT make up fields.



Assistant:

LLM rewrites summary to contain symbolic references.

EXAMPLE OUTPUT (GPT-4-32K)

The {{ data.home_line.city }} {{ data.home_line.name }} ({{ data.home_line.wins }}-{{ data.home_line.losses }}) defeated the {{ data.visitor_line.city }} {{ data.visitor_line.name }} ({{ data.visitor_line.wins }}-{{ data.visitor_line.losses }}) {{ data.home_line.pts }}-{{ data.visitor_line.pts }} at home. The Hawks had a strong performance in the third quarter, scoring {{ data.home_line.pts_qtr3 }} points, which helped them secure the victory. The Hawks were led by {{ data.box_score.paul_millsap.player_name }}, who scored {{ data.box_score.paul_millsap.pts }} points, and {{ data.box_score.al_horford.player_name }}, who added {{ data.box_score.al_horford.pts }} points and grabbed {{ data.box_score.al_horford.reb }} rebounds. {{ data.box_score.jeff_teague.player_name }} also contributed with {{ data.box_score.jeff_teague.pts }} points and {{ data.box_score.jeff_teague.ast }} assists. On the other hand, the Magic were led by {{ data.box_score.nikola_vucevic.player_name }}, who had a strong performance with {{ data.box_score.nikola_vucevic.pts }} points and {{ data.box_score.nikola_vucevic.reb }} rebounds. {{ data.box_score.victor_oladipo.player_name }} also contributed with {{ data.box_score.victor_oladipo.pts }} points, while {{ data.box_score.tobias_harris.player_name }} added {{ data.box_score.tobias_harris.pts }} points. Despite the loss, the Magic outperformed the Hawks in the second quarter, scoring {{ data.visitor_line.pts_qtr2 }} points.

D.3 Obituary prompts

Obituary prompt (Baseline)

System prompt:

Your task is to write an obituary about a person whose description is given in JSON. You must mention and be faithful about every property of the person in your obituary.

Few shot examples (optional):



User:

JSON:

```
```json
{
 "data": {
 "name": "Niels Henrik Abel",
 "age": 27,
 "place_of_birth": "Nedstrand",
 "place_of_death": "Froland",
 "father": "Sren Georg Abel",
 "country_of_citizenship": "Norway",
 "educated_at": "University of Oslo",
 "field_of_work": "calculus",
 "occupation": "mathematician",
 "employer": "University of Oslo",
 "religion_or_worldview": "Lutheranism",
 "award_received": "Grand prix des sciences mathematiques",
 "member_of": "Royal Norwegian Society of Sciences and Letters",
 "cause_of_death": "tuberculosis",
 "residence": "Norway",
 "notable_work": "abelian group",
 "languages_spoken": "Norwegian"
 }
}
```
```

**Assistant:**

Niels Henrik Abel, a renowned mathematician, passed away at the young age of 27 in Froland, Norway. Born in Nedstrand, Abel was a proud Norwegian citizen and a devoted Lutheran. He was educated at the University of Oslo, where he later worked as a professor. Abel made significant contributions to the field of calculus, most notably the concept of the abelian group. He was a member of the Royal Norwegian Society of Sciences and Letters and received the prestigious Grand prix des sciences mathematiques. Sadly, Abel's life was cut short due to tuberculosis. He will be remembered for his remarkable achievements and dedication to the world of mathematics.

One more few-shot example like the one above (hidden to save space)

**User:**

Data for obituary to be generated

EXAMPLE INPUT

JSON:

```
```json
{
 "data": {
 "name": "Herbert Spencer",
 "age": 83,
 "place_of_birth": "Derby",
 "place_of_death": "Brighton",
 "father": "William George Spencer",
 "country_of_citizenship": "United Kingdom of Great Britain and Ireland",
 "field_of_work": "botany",
 "occupation": "writer",
 "employer": "The Economist",
 "place_of_burial": "Highgate Cemetery",
 "religion_or_worldview": "agnosticism",
 "member_of": "Athenaeum Club",
 "notable_work": "Social Statics",
 "nominated_for": "Nobel Peace Prize",
 "languages_spoken": "English"
 }
}
```
```

**Assistant:**

Generate untemplated obituary. LLM generates obituary without symbolic references

EXAMPLE OUTPUT (GPT-3.5-4K)

Herbert Spencer, a distinguished writer and botanist, has passed away at the age of 83 in Brighton. Born in Derby to William George Spencer, he was a citizen of the United Kingdom of Great Britain and Ireland. Spencer made significant contributions to the field of botany and worked as a writer for The Economist. He was a member of the Athenaeum Club and was known for his notable work, "Social Statics." Spencer was a proponent of agnosticism and was fluent in English. Although not awarded, he was nominated for the Nobel Peace Prize. Spencer will be laid to rest at Highgate Cemetery, leaving behind a legacy of intellectual pursuits and contributions to the scientific community.

Obituary prompt (Direct)**System prompt:**

Your task is to write an obituary about a person whose description is given in JSON. You must mention and be faithful about every property of the person in your obituary.

Instead of responding directly with the text, you must generate Jinja-style expressions in the text with references to fields in the provided JSON, e.g., given JSON that says:

```
```json
{
 "data": {
 "place_of_birth": "Ohio"
 }
}
```
```

then instead of generating "... was born in Ohio" you should generate "... was born in {{ data.place_of_birth }}". Note that you can only reference fields that exist in the JSON. The user will be displayed a version of this message that has the references filled in, and you should ALWAYS try to use such references instead of copying the text directly when possible.

Few shot examples (optional):



User:

JSON:

```
```json
{
 "data": {
 "name": "Niels Henrik Abel",
 "age": 27,
 "place_of_birth": "Nedstrand",
 "place_of_death": "Froland",
 "father": "Sren Georg Abel",
 "country_of_citizenship": "Norway",
 "educated_at": "University of Oslo",
 "field_of_work": "calculus",
 "occupation": "mathematician",
 "employer": "University of Oslo",
 "religion_or_worldview": "Lutheranism",
 "award_received": "Grand prix des sciences mathematiques",
 "member_of": "Royal Norwegian Society of Sciences and Letters",
 "cause_of_death": "tuberculosis",
 "residence": "Norway",
 "notable_work": "abelian group",
 "languages_spoken": "Norwegian"
 }
}
```
```



Assistant:

{{ data.name }}, a renowned {{ data.occupation }}, passed away at the young age of {{ data.age }} in {{ data.place_of_death }}, {{ data.country_of_citizenship }}. Born in {{ data.place_of_birth }}, {{ data.name.split(' ')[2] }} was a proud Norwegian citizen and a devoted Lutheran. He was educated at the {{ data.educated_at }}, where he later worked as a professor. {{ data.name.split(' ')[2] }} made significant contributions to the field of {{ data.field_of_work }}, most notably the concept of the {{ data.notable_work }}. He was a member of the {{ data.member_of }} and received the prestigious {{ data.award_received }}. Sadly, {{ data.name.split(' ')[2] }}'s life was cut short due to {{ data.cause_of_death }}. He will be remembered for his remarkable achievements and dedication to the world of mathematics.

One more few-shot example like the one above (hidden to save space)



User:

Data for obituary to be generated

EXAMPLE INPUT

JSON:

```
```json
{
 "data": {
 "name": "Herbert Spencer",
 "age": 83,
 "place_of_birth": "Derby",
 "place_of_death": "Brighton",
 "father": "William George Spencer",
 "country_of_citizenship": "United Kingdom of Great Britain and Ireland",
 "field_of_work": "botany",
 "occupation": "writer",
 "employer": "The Economist",
 "place_of_burial": "Highgate Cemetery",
 "religion_or_worldview": "agnosticism",
 "member_of": "Athenaeum Club",
 "notable_work": "Social Statics",
 "nominated_for": "Nobel Peace Prize",
 "languages_spoken": "English"
 }
}
```
```



Assistant:

LLM directly generates obituary using symbolic references.

EXAMPLE OUTPUT (GPT-3.5-4K)

```
{{ data.name }}, a prominent writer and botanist, has passed away at the age of {{ data.age }} in {{ data.place_of_death }}. Born in {{ data.place_of_birth }} to father {{ data.father }}, {{ data.name.split(' ')[1] }} was a citizen of the {{ data.country_of_citizenship }}. He dedicated his life to the field of {{ data.field_of_work }} and worked as a writer for {{ data.employer }}. {{ data.name.split(' ')[1] }} was a member of the {{ data.member_of }} and was nominated for the {{ data.nominated_for }}. He was fluent in {{ data.languages_spoken }} and was known for his notable work, "{{ data.notable_work }}". {{ data.name.split(' ')[1] }}'s agnostic worldview shaped his perspective on life and the world. He will be laid to rest at {{ data.place_of_burial }}. His contributions to the field of botany and his literary works will be remembered for generations to come.
```

D.4 Obituary QA evaluation

Prompt for obituary QA evaluation

System prompt:

Your task is to answer questions about an obituary. Do not rely on any knowledge other than what is provided in the obituary. You should state your answer without any explanation. The answer can be a single word or a short phrase. The user message will be of the form:

STORY:

<story>

QUESTION: <question>

You should reply only with your answer. If you do not know the answer, you should reply with 'Unknown.'



User:

Question to be answered, alongside story

EXAMPLE INPUT

STORY:

Herbert Spencer, a distinguished pharmacist and author of "Social Statics," has passed away at the age of 83 in Vienna. Born in Derby, Spencer was the son of Lord Byron and a citizen of the United Kingdom of Great Britain and Ireland. Although his field of work was primarily in physics, he made significant contributions as a pharmacist and worked for The Economist. Spencer was a member of the Athenaeum Club and was known for his agnostic worldview. He was nominated for the Nobel Prize in Physiology or Medicine for his notable work. Spencer will be laid to rest at Highgate Cemetery. He was fluent in Swedish and will be remembered for his remarkable achievements in the field of pharmacy and his influential writings.

QUESTION: Where was Herbert Spencer born?



Assistant:

LLM generates answer to question based on provided obituary.

EXAMPLE OUTPUT (HAND-WRITTEN FOR ILLUSTRATIVE PURPOSES)

Derby

D.5 Financial prompts

Financial prompt (Baseline)

System prompt:

Your task is to answer a finance-related question based on some company information given in JSON. You must remain faithful to the provided information in your answer.

Few shot examples (optional):



User:

QUESTION: How do the 50-d moving averages between AMZN and TSM compare?

JSON:

```
```json
{
 "data": {
 "AMZN": {
 "Symbol": "AMZN",
 "AssetType": "Common Stock",
 "Name": "Amazon.com Inc",
 "Description": "Amazon.com, Inc. is an American multinational technology company which focuses on e-commerce, cloud computing, digital streaming, and artificial intelligence. It is one of the Big Five companies in the U.S. information technology industry, along with Google, Apple, Microsoft, and Facebook. The company has been referred
```

```

 to as one of the most influential economic and cultural
 forces in the world, as well as the world's most valuable
 brand.",
"CIK": 1018724,
"Exchange": "NASDAQ",
"Currency": "USD",
"Country": "USA",
"Sector": "TRADE & SERVICES",
"Industry": "RETAIL-CATALOG & MAIL-ORDER HOUSES",
"Address": "410 TERRY AVENUE NORTH, SEATTLE, WA, US",
"FiscalYearEnd": "December",
"LatestQuarter": "2023-09-30",
"MarketCapitalization": 1235158172000,
"EBITDA": 63431000000,
"PERatio": 94.9,
"PEGRatio": 11.85,
"BookValue": 16.35,
"DividendPerShare": 0.0,
"DividendYield": 0.0,
"EPS": 1.26,
"RevenuePerShareTTM": 52.56,
"ProfitMargin": 0.0243,
"OperatingMarginTTM": 0.0572,
"ReturnOnAssetsTTM": 0.0247,
"ReturnOnEquityTTM": 0.0872,
"RevenueTTM": 538046005000,
"GrossProfitTTM": 225152000000,
"DilutedEPSTTM": 1.26,
"QuarterlyEarningsGrowthYOY": -0.986,
"QuarterlyRevenueGrowthYOY": 0.108,
"AnalystTargetPrice": 160.61,
"TrailingPE": 94.9,
"ForwardPE": 43.86,
"PriceToSalesRatioTTM": 1.797,
"PriceToBookRatio": 6.61,
"EVToRevenue": 1.948,
"EVToEBITDA": 19.3,
"Beta": 1.188,
"52WeekHigh": 145.86,
"52WeekLow": 81.43,
"50DayMovingAverage": 132.31,
"200DayMovingAverage": 117.12,
"SharesOutstanding": 10317800000,
"DividendDate": "None",
"ExDividendDate": "None"
},
"TSM": {
 "Symbol": "TSM",
 "AssetType": "Common Stock",
 ...
 "DividendDate": "2024-01-11",
 "ExDividendDate": "2023-12-14"
}
}
}
...

```

---

*Two more few-shot example like the one above (hidden to save space)*

---



**User:**

*Question and data required to answer it.*

#### EXAMPLE INPUT

QUESTION: Which company has the largest market capitalization, GOOG or ASML?  
JSON:

```
```json
{
  "data": {
    "ASML": {
      "Symbol": "ASML",
      "AssetType": "Common Stock",
      "Name": "ASML Holding NV ADR",
      "Description": "ASML Holding NV develops, produces, markets, sells and services advanced semiconductor equipment systems consisting of lithography, metrology and inspection related systems for memory and logic chip manufacturers. The company is headquartered in Veldhoven, the Netherlands.",
      "CIK": 937966,
      "Exchange": "NASDAQ",
      "Currency": "USD",
      "Country": "USA",
      "Sector": "TECHNOLOGY",
      "Industry": "SPECIAL INDUSTRY MACHINERY, NEC",
      "Address": "DE RUN 6501, DR VELDHoven, NL",
      "FiscalYearEnd": "December",
      "LatestQuarter": "2023-09-30",
      "MarketCapitalization": 240264151000,
      "EBITDA": 9398800000,
      "PERatio": 28.83,
      "PEGRatio": 1.703,
      "BookValue": 30.49,
      "DividendPerShare": 4.43,
      "DividendYield": 0.0111,
      "EPS": 20.6,
      "RevenuePerShareTTM": 1.224,
      "ProfitMargin": 0.284,
      "OperatingMarginTTM": 0.327,
      "ReturnOnAssetsTTM": 0.156,
      "ReturnOnEquityTTM": 0.763,
      "RevenueTTM": 26751701000,
      "GrossProfitTTM": 10700100000,
      "DilutedEPSTTM": 20.6,
      "QuarterlyEarningsGrowthYOY": 0.121,
      "QuarterlyRevenueGrowthYOY": 0.155,
      "AnalystTargetPrice": 680.53,
      "TrailingPE": 28.83,
      "ForwardPE": 30.49,
      "PriceToSalesRatioTTM": 12.43,
      "PriceToBookRatio": 29.61,
      "EVToRevenue": 12.62,
      "EVToEBITDA": 35.86,
      "Beta": 1.168,
      "52WeekHigh": 770.52,
      "52WeekLow": 434.41,
      "50DayMovingAverage": 615.52,
      "200DayMovingAverage": 657.88,
      "SharesOutstanding": 393400000,
      "DividendDate": "2023-11-10",
      "ExDividendDate": "2023-11-01"
    },
    "GOOG": {
      "Symbol": "GOOG",
      "AssetType": "Common Stock",
      ...
      "DividendDate": "None",
      "ExDividendDate": "None"
    }
  }
}
```
```



#### Assistant:

*LLM generates answer without symbolic references.*

#### EXAMPLE OUTPUT (GPT-4-32K)

The company with the largest market capitalization is Alphabet Inc Class C (GOOG) with a market capitalization of 1,536,753,926,000 USD.

## Financial prompt (Direct)

### System prompt:

Your task is to answer a finance-related question based on some company information given in JSON. You must remain remain faithful to the provided information in your answer.

Instead of responding directly with the text, you must generate Jinja-style expressions in the text with references to fields in the provided JSON, e.g., given JSON that says:

```
```json
```

```
{
  "data": {
    "place_of_birth": "Ohio"
  }
}
...

```

then instead of generating "... was born in Ohio" you should generate "... was born in {{ data.place_of_birth }}". Note that you can only reference fields that exist in the JSON. The user will be displayed a version of this message that has the references filled in, and you should ALWAYS try to use such references instead of copying the text directly when possible.

Few shot examples (optional):



User:

QUESTION: How do the 50-d moving averages between AMZN and TSM compare?

JSON:

```
```json
{
 "data": {
 "AMZN": {
 "Symbol": "AMZN",
 "AssetType": "Common Stock",
 "Name": "Amazon.com Inc",
 "Description": "Amazon.com, Inc. is an American multinational technology company which focuses on e-commerce, cloud computing, digital streaming, and artificial intelligence . It is one of the Big Five companies in the U.S. information technology industry, along with Google, Apple, Microsoft, and Facebook. The company has been referred to as one of the most influential economic and cultural forces in the world, as well as the world's most valuable brand.",
 "CIK": 1018724,
 "Exchange": "NASDAQ",
 "Currency": "USD",
 "Country": "USA",
 "Sector": "TRADE & SERVICES",
 "Industry": "RETAIL-CATALOG & MAIL-ORDER HOUSES",
 "Address": "410 TERRY AVENUE NORTH, SEATTLE, WA, US",
 "FiscalYearEnd": "December",
 "LatestQuarter": "2023-09-30",
 "MarketCapitalization": 1235158172000,
 "EBITDA": 63431000000,
 "PERatio": 94.9,
 "PEGRatio": 11.85,
 "BookValue": 16.35,
 "DividendPerShare": 0.0,
 "DividendYield": 0.0,
 "EPS": 1.26,
 "RevenuePerShareTTM": 52.56,
 "ProfitMargin": 0.0243,
 "OperatingMarginTTM": 0.0572,
 "ReturnOnAssetsTTM": 0.0247,
 "ReturnOnEquityTTM": 0.0872,
 "RevenueTTM": 538046005000,
 "GrossProfitTTM": 225152000000,
 "DilutedEPSTTM": 1.26,
 "QuarterlyEarningsGrowthYOY": -0.986,
 "QuarterlyRevenueGrowthYOY": 0.108,
 "AnalystTargetPrice": 160.61,
 "TrailingPE": 94.9,
 "ForwardPE": 43.86,
 "PriceToSalesRatioTTM": 1.797,
 "PriceToBookRatio": 6.61,
 "EVToRevenue": 1.948,
 "EVToEBITDA": 19.3,
 "Beta": 1.188,
 }
 }
}
```

```

```

        "52WeekHigh": 145.86,
        "52WeekLow": 81.43,
        "50DayMovingAverage": 132.31,
        "200DayMovingAverage": 117.12,
        "SharesOutstanding": 10317800000,
        "DividendDate": "None",
        "ExDividendDate": "None"
    },
    "TSM": {
        "Symbol": "TSM",
        "AssetType": "Common Stock",
        ...
        "DividendDate": "2024-01-11",
        "ExDividendDate": "2023-12-14"
    }
}
...

```



Assistant:

The 50-day moving average for `{{ data.AMZN.Name }}` (`{{ data.AMZN.Symbol }}`) is `{{ data.AMZN['50DayMovingAverage'] }}` USD, while for `{{ data.TSM.Name }}` (`{{ data.TSM.Symbol }}`) it is `{{ data.TSM['50DayMovingAverage'] }}` USD. Therefore, `{{ data.AMZN.Symbol }}`'s 50-day moving average is higher than `{{ data.TSM.Symbol }}`'s.

Two more few-shot example like the one above (hidden to save space)



User:

Question and data required to answer it.

EXAMPLE INPUT

QUESTION: Which company has the largest market capitalization, GOOG or ASML?
JSON:

```
```json
{
 "data": {
 "ASML": {
 "Symbol": "ASML",
 "AssetType": "Common Stock",
 "Name": "ASML Holding NV ADR",
 "Description": "ASML Holding NV develops, produces, markets, sells and services advanced semiconductor equipment systems consisting of lithography, metrology and inspection related systems for memory and logic chip manufacturers. The company is headquartered in Veldhoven, the Netherlands.",
 "CIK": 937966,
 "Exchange": "NASDAQ",
 "Currency": "USD",
 "Country": "USA",
 "Sector": "TECHNOLOGY",
 "Industry": "SPECIAL INDUSTRY MACHINERY, NEC",
 "Address": "DE RUN 6501, DR VELDHoven, NL",
 "FiscalYearEnd": "December",
 "LatestQuarter": "2023-09-30",
 "MarketCapitalization": 240264151000,
 "EBITDA": 9398800000,
 "PERatio": 28.83,
 "PEGRatio": 1.703,
 "BookValue": 30.49,
 "DividendPerShare": 4.43,
 "DividendYield": 0.0111,
 "EPS": 20.6,
 "RevenuePerShareTTM": 1.224,
 "ProfitMargin": 0.284,
 "OperatingMarginTTM": 0.327,
 "ReturnOnAssetsTTM": 0.156,
 "ReturnOnEquityTTM": 0.763,
 "RevenueTTM": 26751701000,
 "GrossProfitTTM": 10700100000,
 "DilutedEPSTTM": 20.6,
 "QuarterlyEarningsGrowthYOY": 0.121,
 "QuarterlyRevenueGrowthYOY": 0.155,
 "AnalystTargetPrice": 680.53,
 "TrailingPE": 28.83,
 "ForwardPE": 30.49,
 "PriceToSalesRatioTTM": 12.43,
 "PriceToBookRatio": 29.61,
 "EVToRevenue": 12.62,
 "EVToEBITDA": 35.86,
 "Beta": 1.168,
 "52WeekHigh": 770.52,
 "52WeekLow": 434.41,
 "50DayMovingAverage": 615.52,
 "200DayMovingAverage": 657.88,
 "SharesOutstanding": 393400000,
 "DividendDate": "2023-11-10",
 "ExDividendDate": "2023-11-01"
 },
 "GOOG": {
 "Symbol": "GOOG",
 "AssetType": "Common Stock",
 ...
 "DividendDate": "None",
 "ExDividendDate": "None"
 }
 }
}
```
```



Assistant:

LLM generates answer directly with symbolic references.

EXAMPLE OUTPUT (GPT-4-32K):

The company with the largest market capitalization is `{{ data.GOOG.Name }}` (`{{ data.GOOG.Symbol }}`) with a market capitalization of `{{ data.GOOG.MarketCapitalization }}` USD.

Financial prompt (Indirect)

System prompt:

Your task is to answer a finance-related question based on some company information given in JSON. You must remain faithful to the provided information in your answer. After you generate the answer, you will be asked to rewrite it using Jinja-style expressions.

Few shot examples (optional):



User:

QUESTION: How do the 50-d moving averages between AMZN and TSM compare?

JSON:

```
```json
{
 "data": {
 "AMZN": {
 "Symbol": "AMZN",
 "AssetType": "Common Stock",
 "Name": "Amazon.com Inc",
 "Description": "Amazon.com, Inc. is an American multinational technology company which focuses on e-commerce, cloud computing, digital streaming, and artificial intelligence. It is one of the Big Five companies in the U.S. information technology industry, along with Google, Apple, Microsoft, and Facebook. The company has been referred to as one of the most influential economic and cultural forces in the world, as well as the world's most valuable brand.",
 "CIK": 1018724,
 "Exchange": "NASDAQ",
 "Currency": "USD",
 "Country": "USA",
 "Sector": "TRADE & SERVICES",
 "Industry": "RETAIL-CATALOG & MAIL-ORDER HOUSES",
 "Address": "410 TERRY AVENUE NORTH, SEATTLE, WA, US",
 "FiscalYearEnd": "December",
 "LatestQuarter": "2023-09-30",
 "MarketCapitalization": 1235158172000,
 "EBITDA": 63431000000,
 "PERatio": 94.9,
 "PEGRatio": 11.85,
 "BookValue": 16.35,
 "DividendPerShare": 0.0,
 "DividendYield": 0.0,
 "EPS": 1.26,
 "RevenuePerShareTTM": 52.56,
 "ProfitMargin": 0.0243,
 "OperatingMarginTTM": 0.0572,
 "ReturnOnAssetsTTM": 0.0247,
 "ReturnOnEquityTTM": 0.0872,
 "RevenueTTM": 538046005000,
 "GrossProfitTTM": 225152000000,
 "DilutedEPSTTM": 1.26,
 "QuarterlyEarningsGrowthYOY": -0.986,
 "QuarterlyRevenueGrowthYOY": 0.108,
 "AnalystTargetPrice": 160.61,
 "TrailingPE": 94.9,
 "ForwardPE": 43.86,
 "PriceToSalesRatioTTM": 1.797,
 "PriceToBookRatio": 6.61,
 "EVToRevenue": 1.948,
 "EVToEBITDA": 19.3,
 "Beta": 1.188,
 "52WeekHigh": 145.86,
 "52WeekLow": 81.43,
 "50DayMovingAverage": 132.31,
 "200DayMovingAverage": 117.12,
 "SharesOutstanding": 10317800000,
 "DividendDate": "None",
 "ExDividendDate": "None"
 },
 "TSM": {
 "Symbol": "TSM",
 "AssetType": "Common Stock",
 ...
 }
 }
}
```

```
 "DividendDate": "2024-01-11",
 "ExDividendDate": "2023-12-14"
 }
}
```

**Assistant:**

The 50-day moving average for Amazon.com Inc (AMZN) is 132.31 USD, while for Taiwan Semiconductor Manufacturing (TSM) it is 90.20 USD. Therefore, AMZN's 50-day moving average is higher than TSM's.

**User:**

Your job is to now rewrite the answer you provided above, but instead of responding directly with the text, you must generate Jinja-style expressions in the text with references to fields in the provided JSON, e.g., given JSON that says:

```
```json
{
  "data": {
    "place_of_birth": "Ohio"
  }
}
```

then instead of generating "... was born in Ohio" you should generate "... was born in `{{ data.place_of_birth }}`". Note that you can only reference fields that exist in the JSON. The user will be displayed a version of this message that has the references filled in, and you should ALWAYS try to use such references instead of copying the text directly when possible. Remember, you MUST make sure you ONLY use fields that exist in the JSON. You must NOT make up fields.

**Assistant:**

The 50-day moving average for `{{ data.AMZN.Name }}` (`{{ data.AMZN.Symbol }}`) is `{{ data.AMZN['50DayMovingAverage'] }}` USD, while for `{{ data.TSM.Name }}` (`{{ data.TSM.Symbol }}`) it is `{{ data.TSM['50DayMovingAverage'] }}` USD. Therefore, `{{ data.AMZN.Symbol }}`'s 50-day moving average is higher than `{{ data.TSM.Symbol }}`'s.

Two more few-shot example like the one above (hidden to save space)

**User:**

Question and data required to answer it

EXAMPLE INPUT

QUESTION: Which company has the largest market capitalization, GOOG or ASML?
JSON:

```
```json
{
 "data": {
 "ASML": {
 "Symbol": "ASML",
 "AssetType": "Common Stock",
 "Name": "ASML Holding NV ADR",
 "Description": "ASML Holding NV develops, produces, markets, sells and services advanced semiconductor equipment systems consisting of lithography, metrology and inspection related systems for memory and logic chip manufacturers. The company is headquartered in Veldhoven, the Netherlands.",
 "CIK": 937966,
 "Exchange": "NASDAQ",
 "Currency": "USD",
 "Country": "USA",
 "Sector": "TECHNOLOGY",
 "Industry": "SPECIAL INDUSTRY MACHINERY, NEC",
 "Address": "DE RUN 6501, DR VELDHoven, NL",
 "FiscalYearEnd": "December",
 "LatestQuarter": "2023-09-30",
 "MarketCapitalization": 240264151000,
 "EBITDA": 9398800000,
 "PERatio": 28.83,
 "PEGRatio": 1.703,
 "BookValue": 30.49,
 "DividendPerShare": 4.43,
 "DividendYield": 0.0111,
 "EPS": 20.6,
 "RevenuePerShareTTM": 1.224,
 "ProfitMargin": 0.284,
 "OperatingMarginTTM": 0.327,
 "ReturnOnAssetsTTM": 0.156,
 "ReturnOnEquityTTM": 0.763,
 "RevenueTTM": 26751701000,
 "GrossProfitTTM": 10700100000,
 "DilutedEPSTTM": 20.6,
 "QuarterlyEarningsGrowthYOY": 0.121,
 "QuarterlyRevenueGrowthYOY": 0.155,
 "AnalystTargetPrice": 680.53,
 "TrailingPE": 28.83,
 "ForwardPE": 30.49,
 "PriceToSalesRatioTTM": 12.43,
 "PriceToBookRatio": 29.61,
 "EVToRevenue": 12.62,
 "EVToEBITDA": 35.86,
 "Beta": 1.168,
 "52WeekHigh": 770.52,
 "52WeekLow": 434.41,
 "50DayMovingAverage": 615.52,
 "200DayMovingAverage": 657.88,
 "SharesOutstanding": 393400000,
 "DividendDate": "2023-11-10",
 "ExDividendDate": "2023-11-01"
 },
 "GOOG": {
 "Symbol": "GOOG",
 "AssetType": "Common Stock",
 ...
 "DividendDate": "None",
 "ExDividendDate": "None"
 }
 }
}
```
```



Assistant:

LLM generates answer without symbolic references.

EXAMPLE OUTPUT (GPT-4-32K)

The company with the largest market capitalization is Alphabet Inc Class C (GOOG) with a market capitalization of 1,536,753,926,000 USD.



User:

Your job is to now rewrite the answer you provided above, but instead of responding directly with the text, you must generate Jinja-style expressions in the text with references to fields in the provided JSON, e.g., given JSON that says:

```
```json
{
 "data": {
 "place_of_birth": "Ohio"
 }
}
```

}  
...

then instead of generating "... was born in Ohio" you should generate "... was born in {{ data.place\_of\_birth }}". Note that you can only reference fields that exist in the JSON. The user will be displayed a version of this message that has the references filled in, and you should ALWAYS try to use such references instead of copying the text directly when possible. Remember, you MUST make sure you ONLY use fields that exist in the JSON. You must NOT make up fields.



**Assistant:**

*LLM rewrites answer using symbolic references.*

EXAMPLE OUTPUT (GPT-4-32K)

The company with the largest market capitalization is {{ data.GOOG.Name }} ({{ data.GOOG.Symbol }}) with a market capitalization of {{ data.GOOG.MarketCapitalization }} USD.

## D.6 GSM8K prompts

### GSM8K prompt (Direct)

**System prompt:**

You are a helpful assistant.

**Few shot examples (optional):**



**User:**

We are working on solving a math question. We want to generate the computation steps in jinja templating format along the way. We allow using `{{` and `}}` to quote variables, and `{% set variable=value %}` to set variables. We do NOT allow using setting unknown variables (e.g., X) to a value, and the computation should be as simple as possible.  
Let's do a practice round.



**Assistant:**

Sounds great!



**User:**

Question: There are 15 trees in the grove. Grove workers will plant trees in the grove today. After they are done, there will be 21 trees. How many trees did the grove workers plant today?



**Assistant:**

There are 15 trees originally{% set initial\_trees = 15 %}. Then there were 21 trees after some more were planted{% set final\_trees = 21 %}. Therefore, there are  
{% set trees\_planted = final\_trees - initial\_trees %}{{ trees\_planted }} trees planted today.  
Answer: {{ trees\_planted }}



**User:**

Question: If there are 3 cars in the parking lot and 2 more cars arrive, how many cars are in the parking lot?



**Assistant:**

There are originally 3 cars{% set initial\_cars = 3 %}. 2 more cars arrive{% set arrived\_cars = 2 %}. The total car in the parking lot is  
{% set final\_cars = initial\_cars + arrived\_cars %}{{ final\_cars }}.  
Answer: {{ final\_cars }}



**User:**

Question: Leah had 32 chocolates and her sister had 42. If they ate 35, how many pieces do they have left in total?



**Assistant:**

Originally, Leah had 32 chocolates{% set leah\_chocolates = 32 %}, and her sister had 42{% set sister\_chocolates = 42 %}. In total, they had  
{% set total\_chocolates = leah\_chocolates + sister\_chocolates %}{{ total\_chocolates }}

chocolates. After eating 35{% set chocolates\_eaten = 35 %}, they had  
{% set chocolates\_left = total\_chocolates - chocolates\_eaten %}{% chocolates\_left %} left.  
Answer: {% chocolates\_left %}

---



**User:**

Question: Jason had 20 lollipops. He gave Denny some lollipops. Now Jason has 12 lollipops. How many lollipops did Jason give to Denny?

---



**Assistant:**

Jason started with 20 lollipops{% set initial\_lollipops = 20 %}. Then he had 12 after giving some to Denny. Now Jason has 12 lollipops{% set final\_lollipops = 12 %}. So he gave Denny  
{% set lollipops\_given = initial\_lollipops - final\_lollipops %}{% lollipops\_given %}.  
Answer: {% lollipops\_given %}

---



**User:**

Question: Shawn has five toys. For Christmas, he got two toys each from his mom and dad. How many toys does he have now?

---



**Assistant:**

Shawn started with 5 toys{% set initial\_toys = 5 %}. He got 2 toys each from his mom and dad, that's  
{% set new\_toys = 2 + 2 %}{% new\_toys %} more toys. So he have  
{% set toys\_now = initial\_toys + new\_toys %}{% toys\_now %} toys.  
Answer: {% toys\_now %}

---



**User:**

Question: There were nine computers in the server room. Five more computers were installed each day, from monday to thursday. How many computers are now in the server room?

---



**Assistant:**

There were originally 9 computers{% set initial\_computers = 9 %}. For monday to thursday{% set days = 4 %}, 5 more computers were added{% set daily\_added\_computers = 5 %}. Therefore, a total of {% set total\_added\_computers = daily\_added\_computers \* days %}{% total\_added\_computers %} is added. There are  
{% set total\_computers = total\_added\_computers + initial\_computers %}{% total\_computers %} in the server room?  
Answer: {% total\_computers %}

---



**User:**

Question: Michael had 58 golf balls. On tuesday, he lost 23 golf balls. On wednesday, he lost 2 more. How many golf balls did he have at the end of wednesday?

---



**Assistant:**

Michael started with 58 golf balls{% set initial\_golf\_balls = 58 %}. After losing 23 on tuesday{% set lost\_tuesday = 23 %}, he had  
{% set golf\_balls\_left = initial\_golf\_balls - lost\_tuesday %}{% golf\_balls\_left %}. He lost 2 more on wednesday{% set lost\_wednesday = 2 %}, so he has  
{% set final\_golf\_balls = golf\_balls\_left - lost\_wednesday %}{% final\_golf\_balls %} golf balls.  
Answer: {% final\_golf\_balls %}

---



**User:**

Question: Olivia has \$23. She bought five bagels for \$3 each. How much money does she have left?

---



**Assistant:**

Olivia had 23 dollars{% set initial\_money = 23 %}. 5 bagels{% set bagel\_count = 5 %} for 3 dollars each{% set bagel\_price = 3 %} will be  
{% set bagel\_cost = bagel\_price \* bagel\_count %}{% total\_bagel\_cost %} dollars. So she has  
{% set money\_left = initial\_money - bagel\_cost %}{% money\_left %} dollars.  
Answer: {% money\_left %}

---



**User:**

*Question we want an answer for*



EXAMPLE INPUT

Here is another one:

Question: Janet's ducks lay 16 eggs per day. She eats three for breakfast every morning and bakes muffins for her friends every day with four. She sells the remainder at the farmers' market daily for \$2 per fresh duck egg. How much in dollars does she make every day at the farmers' market?



**Assistant:**

*LLM generates answer with symbolic references*

EXAMPLE OUTPUT (GPT-4-8K)

Janet's ducks lay 16 eggs per day(`% set total_eggs = 16 %`). She eats 3 for breakfast(`% set breakfast_eggs = 3 %`) and uses 4 for muffins(`% set muffin_eggs = 4 %`). So she uses (`% set used_eggs = breakfast_eggs + muffin_eggs %`)(`{{ used_eggs }}`) eggs. The remainder is (`% set market_eggs = total_eggs - used_eggs %`)(`{{ market_eggs }}`) eggs. She sells these at the farmers' market for \$2 per egg(`% set egg_price = 2 %`), so she makes (`% set market_income = market_eggs * egg_price %`)(`{{ market_income }}`) dollars every day.  
Answer: (`{{ market_income }}`)