

CLEAN-EVAL: Clean Evaluation on Contaminated Large Language Models

Wenhong Zhu^{1*} Hongkun Hao¹ Zhiwei He¹ Yunze Song²
Yumeng Zhang³ Hanxu Hu⁴ Yiran Wei² Rui Wang^{1†} Hongyuan Lu^{2†}

¹Shanghai Jiao Tong University ²FaceMind Corporation

³Tsinghua University ⁴University of Edinburgh

{zwhong714, haohongkun, zwhe.cs, wangrui12}@sjtu.edu.cn

YunzeSong77@gmail.com, zhang-ym23@mails.tsinghua.edu.cn

hanxu.hu@ed.ac.uk, yw500@cantab.ac.uk, hongyuanlu@outlook.com

Abstract

We are currently in an era of fierce competition among various large language models (LLMs) continuously pushing the boundaries of benchmark performance. However, genuinely assessing the capabilities of these LLMs has become a challenging and critical issue due to potential data contamination, and it wastes dozens of time and effort for researchers and engineers to download and try those contaminated models. To save our precious time, we propose a novel and useful method, *Clean-Eval*, which mitigates the issue of data contamination and evaluates the LLMs in a cleaner manner. *Clean-Eval* employs an LLM to paraphrase and back-translate the contaminated data into a candidate set, generating expressions with the same meaning but in different surface forms. A semantic detector is then used to filter the generated low-quality samples to narrow down this candidate set. The best candidate is finally selected from this set based on the BLEURT score. According to human assessment, this best candidate is semantically similar to the original contamination data but expressed differently. All candidates can form a new benchmark to evaluate the model. Our experiments illustrate that *Clean-Eval* substantially restores the actual evaluation results on contaminated LLMs under both few-shot learning and fine-tuning scenarios.

1 Introduction

In recent years, LLMs have made breakthroughs in handling complex and nuanced scenarios, achieved superior performance in some professional and academic benchmarks, and attracted a lot of resources from industry and academia (OpenAI, 2023; Touvron et al., 2023; Golchin and Surdeanu, 2023). This subsequently opened the arms race era of LLMs, and various LLMs were continuously launched, such as GPT-4 (OpenAI, 2023),

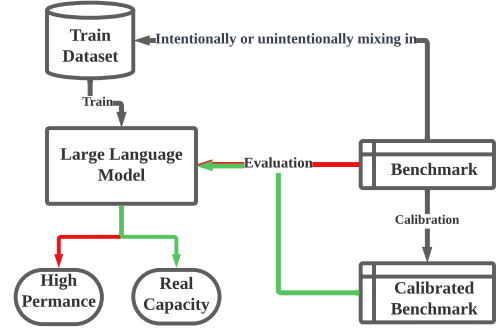


Figure 1: The motivation for this paper. Today’s LLMs may have intentionally or unintentionally included benchmark data in the training set, and we hope that the data set we calibrated can truly evaluate the capability of the LLMs.

LLama2 (Touvron et al., 2023), Baichuan2 (Yang et al., 2023) and other LLMs, which have refreshed various evaluation benchmarks continuously.

There is room for doubt regarding the potential overestimation of these benchmark measurements. One of the reasons is that LLMs are trained on data extracted from websites and publicly accessible datasets (OpenAI, 2023; Touvron et al., 2023). Therefore, it becomes challenging to guarantee the purity of the benchmark datasets depicted in Figure 1. This, in turn, introduces a significant concern: the risk of data contamination.

Data contamination refers to the model’s pre-training data containing the test data, resulting in slightly higher test performance (Magar and Schwartz, 2022; Golchin and Surdeanu, 2023). Currently, most models do not disclose their training sets in their technical reports, leading to questions about whether some benchmark datasets are included in their training sets. It is an urgent problem that needs to be solved (Wei et al., 2023), as it wastes dozens of time and effort for both researchers and engineers to download and try those contaminated models. *We raise an urgent call to*

*Partial work was done when Wenhong Zhu was interning at FaceMind Corporation.

† Hongyuan Lu and Rui Wang are corresponding authors.

evaluate LLMs in a cleaner manner. If the real power of LLMs can be evaluated, it can better promote the development of the community of LLMs. Currently, the most effective way to tackle this problem is to re-label a new data set after the new model is introduced to evaluate its capabilities. Unfortunately, it is time-consuming and laborious.

In this paper, we entirely use the previously proposed data sets to construct a new evaluation data set, that is, use the LLM to calibrate these data sets to reduce the phenomenon of data contamination. Our method is called *Clean-Eval*, and the primary objective is to assess LLMs’ capabilities accurately. Leveraging these models’ remarkable creative generation abilities, we engage in diverse levels of paraphrasing and back-translation in multiple language directions on data that may have been contaminated. The outcome yields a candidate pool of calibrated data. Employing semantic detectors, we filter out low-quality samples and determine the best items according to the BLEURT score between the calibration and contamination data. Experimental analysis revealed that a lower BLEURT score achieved through back-translation and paraphrasing produces noticeable calibrated effects. *Clean-Eval*, a blend of paraphrasing and back-translation, demonstrates the potential to enhance sentence structure, grammar, and linguistic diversity while preserving the underlying semantics, as confirmed through human evaluation results. Given our inability to ascertain whether the model has been tainted within a specific dataset, we employ a simulated data contamination method. For in-context learning, we control the contaminated data in the construction of the demonstration. For fine-tuning we utilize the contaminated data to fine-tune the model. Our experiments have demonstrated that the calibrated data processed through our method effectively restores the model’s actual performance.

2 Related Work

2.1 Data Contamination Detection

Data contamination refers to the scenario in which test data becomes inadvertently incorporated into the model’s training data. Model trainers and model users have done much work on data contamination detection.

Model Trainers. Brown et al. (2020) conducted experiments addressing data contamination in their

report. They employed an n-gram overlap metric to assess the level of duplication between the training and test sets and subsequently removed such duplications from the training dataset. Similarly, Dodge et al. (2021) measured exact matches, considering capitalization and punctuation normalization, which means evaluating whether the entire input of an evaluation text exists in the training data. However, Touvron et al. (2023) argued that previous researchers’ high-order n-gram-based detection method could not precisely determine the extent of contamination within a given sample. Instead, they proposed identifying contamination at the token level and allowing matched spans between an evaluation sample and the training data to differ in a few positions to accommodate minor variations in overlap. Wei et al. (2023) compared the LM loss across the training split, test split, and a specifically curated reference set generated by GPT-4 to mimic all the datasets; a lower value indicates potential contamination.

Model Users. Carlini et al. (2023) construct a set of prompts using the model’s training data. They investigated by supplying prefixes of these prompts to the trained model to assess the model’s capacity to complete the remaining portion of the example verbatim. Their study revealed that as the model’s capacity, duplicated numbers, and context length increased, the models would be more proficient in memorizing data. Meanwhile, Golchin and Surdeanu (2023) introduced a groundbreaking approach involving the development of guided instructions that include the initial segment of a data instance and its corresponding partition name. These guided instructions are subsequently utilized to induce the model to generate the second part of the data, based on a provided prompt. Rouge, BLEURT, and GPT4 auto evaluation determine whether the model had data contamination. Furthermore, Li (2023) analyzed six prominent multi-choice QA benchmarks, quantifying their overlap with the training dataset of Llama to detect potential data contamination.

2.2 Existing Benchmark

Many benchmarks have been proposed, including MMLU(Li et al., 2023a), CEVAL(Huang et al., 2023), etc., to measure the capability of LLMs comprehensively. However, labeling a large data set is time-consuming and laborious, and ensuring no overlap with the model’s training set is often

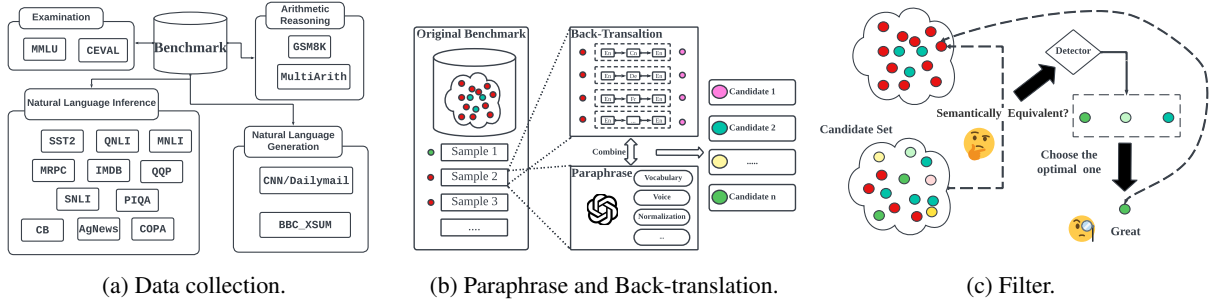


Figure 2: An overview of our method.

challenging. There is also work to reformulate existing benchmarks to build new ones. Li et al. (2023b) propose ReForm-Eval to reformulate existing benchmarks into unified large vision-language model compatible formats.

Nevertheless, based on our knowledge, there is no proposed solution to the problem of data contamination causing excessive model evaluation performance. In this paper, we propose an effective method to mitigate this problem. Experiments demonstrate that our methods work in evaluating both closed and open LLMs.

3 Clean-Eval

The framework of our method is shown in Figure 2. Our methodology comprises three primary stages. Initially, we concentrate on gathering established benchmarks to assess LLMs, as shown in Figure 2a. In the subsequent phase, we meticulously cleaned contamination in the collected benchmarks. This involves refining samples using the creative capacities of the LLM and performing multi-language back translation on the data as shown in Figure 2b. In the final phase, we filter the outcomes of the contamination cleanup, eliminating subpar results and selecting the ultimate results based on the BIEURT score.

3.1 Back-translation

Back-translation (BT) involves retranslating content from the target language into its source language using literal terms (Sennrich et al., 2016). In this process, slight differences can be introduced, such as replacing synonyms. Therefore, we translate the raw data into various language orientations and then revert to the original language to compose our candidate set of contamination cleanup data. We aim to achieve a distinct expression from the original sample while preserving the semantics.

3.2 Paraphrase

There are three levels of paraphrase: sentence simplification, sentence complexification, and the same level, which all depend on syntactic and lexical complexity (Chi et al., 2023). In recent years, LLMs have shown great promise in some professional fields such as creative writing (Touvron et al., 2023). We utilize the creative power of large language models to paraphrase the raw data multiple times but keep differences, which likewise constitutes a candidate set of contamination cleanup data. These candidate sets contain more syntactic and lexical diversity.

3.3 Filter

However, these candidate sets might need to be further examined to ensure their quality. As shown in Figure 2c, we use a detector to judge whether the content in the candidate set is semantically similar to the original content to reduce the set of candidate sets further and select the candidate according to the BIEURT score as the final result.¹

With these essential steps, we have achieved greater efficiency in harnessing existing datasets, mitigated data contamination concerns, and furnished high-calibrated new data suitable for evaluating model performance. This strategy optimizes resource allocation and lays a robust foundation for the model’s ongoing advancement.

4 Evaluation Setting

Nearly all large language models operate with proprietary training datasets, making it challenging to ascertain whether the data being tested is free from contamination. To address this issue, we focus on evaluating the impact of contamination data before

¹This detector is optional. Removing the detector saves computational and token costs, but can potentially degrade the quality of the selected candidates.

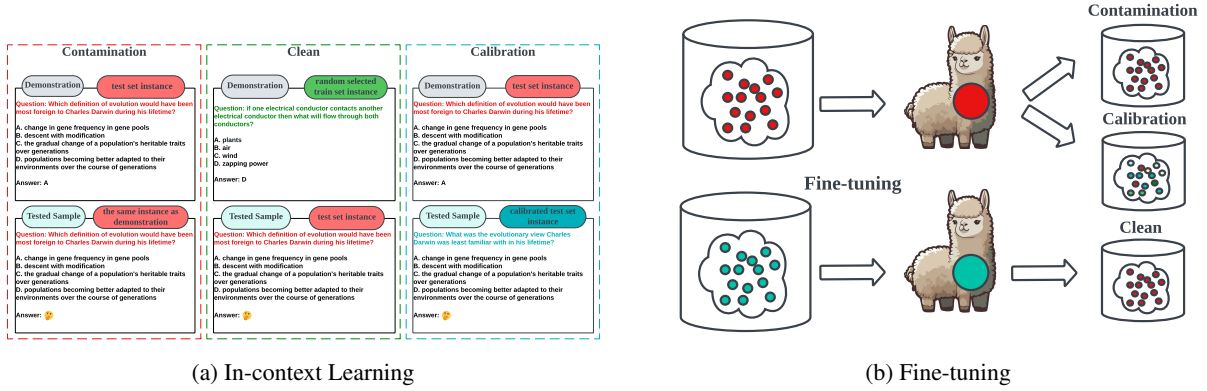


Figure 3: An overview of our evaluation setting.

and after calibration, and to facilitate this, we introduce an experimental framework for simulating data contamination.

4.1 In-context Learning

In-context learning (ICL) is a specific technique for presenting a task demonstration to the model as part of a natural language prompt. Brown et al. (2020) has proposed that LLMs fall under the category of few-shot learners. Therefore, we have adopted ICL to simulate the data contamination issue. Under the ICL scenario, we propose and compare three kinds of evaluation settings including contamination, clean, and calibration for any given benchmark.

Contamination Setting. For each benchmark, we create a contamination dataset \mathcal{X} , which consists of n samples s_1, s_2, \dots, s_n . Each sample s_i is a tuple consisting of (demonstration, tested sample). The demonstration is chosen from the benchmark’s validation or testing set, and the tested sample is the same as the demonstration, as shown in the left part of Figure 3a. In this setting, we aim to simulate the scenario where LLM is contaminated.

Clean Setting. Similarly, we create a clean dataset $\mathcal{X}_{\text{clean}}$ for each benchmark. The only difference is that the demonstration of each sample is randomly chosen from the benchmark’s training set, as shown in the middle part of Figure 3a. In this setting, we aim to simulate the scenario where LLM is not contaminated since the demonstration has nothing to do with the corresponding tested sample.

Calibration Setting. Similarly, we also create a calibrated dataset \mathcal{X}_{cal} for each benchmark. For each sample in \mathcal{X}_{cal} , the demonstration is chosen from the benchmark’s validation or testing set, and the tested sample is the calibrated one of the demonstration processed by *Clean-Eval*, as shown in the right part of Figure 3a. In this setting, we aim to test the performance of the contaminated model on the calibrated benchmark.

4.2 Fine-tuning

Fine-tuning refers to further optimization adjustments for a specific task or dataset based on a pre-trained LLM. As shown in Figure 3b, for any given benchmark, we specifically fine-tune two models, one is a contaminated model and another is a clean model.

For the contaminated model, we fine-tune it using all demonstrations in the contamination dataset \mathcal{X} in §4.1, which consists of n samples from the benchmark’s validation or test set. Similarly, for the clean model, we fine-tune it using all demonstrations in the clean dataset $\mathcal{X}_{\text{clean}}$ in §4.1, which are n samples randomly chosen from the benchmarks’s training set.²

Contamination Setting. Under this setting, we test the performance of the contaminated model using all tested samples in the contamination dataset \mathcal{X} in §4.1, which are exactly the same as the fine-tuning data for the contaminated model.

Clean Setting. Similarly, under this setting, we test the performance of the clean model using all tested samples in the contamination dataset \mathcal{X} ,

²We cannot deny that the pre-trained model may have been pre-trained using this dataset.

Evaluation Type	RTE	QQP	QNLI	MRPC	MNLI	WNLI
Contamination	96.39	95.00	90.67	93.67	80.00	95.78
Clean	84.12	83.33	80.00	68.33	71.00	54.93
Calibration	76.90 ↓	80.67 ↓	78.00 ↓	67.00 ↓	71.67 ↓	71.83 ↓
Evaluation Type	SNLI	IMDB	PIQA	COPA	CB	BOOLQ
Contamination	94.00	95.67	86.33	92.00	98.21	87.33
Clean	73.67	89.00	80.33	90.00	82.14	81.33
Calibration	62.00 ↓	91.00 ↓	76.33 ↓	73.00 ↓	69.64 ↓	71.67 ↓
Evaluation Type	SST2	AG News	GSM8K	MultiArith	MMLU	CEVAL
Contamination	90.67	55.00	64.33	65.00	73.67	66.33
Clean	80.00	43.00	12.33	35.00	59.00	41.00
Calibration	78.00 ↓	54.00 ↓	50.67 ↓	60.00 ↓	57.00 ↓	38.33 ↓

Table 1: ICL experiments and metrics is accuracy. ↓ is compared to the contamination dataset. The optimal candidate is chosen according to the lowest BLEURT score.

which are also the tested samples in the clean dataset $\mathcal{X}_{\text{clean}}$ in §4.1.

Calibration Setting. Under this setting, we test the performance of the contaminated model using all tested samples in the calibrated dataset \mathcal{X}_{cal} , in order to verify the effectiveness of our calibration method in measuring the real capacity of contaminated models.

5 Experiments

Datasets We have meticulously curated 20 datasets, spanning a wide array of tasks. These tasks encompass text implication, problem pair matching, natural language reasoning, semantic similarity, sentiment analysis, common sense reasoning, text classification, mathematical reasoning, examinations, and even some natural language generation tasks. This classification provides valuable insights into the performance of various task types concerning data contamination. Below is the comprehensive list of datasets we have utilized:

- **Nature Language Inference.** GLUE dataset (Wang et al., 2019b) that includes QNLI, MNLI, SNLI, WNLI, RTE, QQP, MRPC, SST2; IMDB (Maas et al., 2011); BOOLQ (Clark et al., 2019); Super-GIUE dataset (Wang et al., 2019a) that includes COPA, CB; Suqad-v2 (Rajpurkar et al., 2016), Ag News (Zhang et al., 2015).
- **Nature Language Generation.** CNN_Dailymail (See et al., 2017), BBC_XSUM (Narayan et al., 2018).

- **Arithmetic Reasoning.** GSM8K (Cobbe et al., 2021), MultiArith
- **Examination.** MMLU (Hendrycks et al., 2021), CEVAL (Huang et al., 2023).

5.1 Metrics

ROUGE & BLEURT. To measure the degree of overlap between a generated instance and a reference, we utilize both ROUGE (Lin, 2004) and BLEURT scores (Sellam et al., 2020). ROUGE evaluates lexical similarity, focusing on shared words and phrases, while BLEURT assesses the semantic relevance and fluency of the generated sequence concerning the reference instance.

Equivalence. We employed the text-davinci-003 model (Brown et al., 2020) to assess equivalence before and after the processing of contaminated data by *Clean-Eval*. Details of the prompt design can be found in Appendix A.1.

5.2 Contamination Cleanup.

Models. We utilize the text-davinci-003 model (Brown et al., 2020) as our paraphrase, back-translation and semantic model. We also employ the BLEURT-20 model (Sellam et al., 2020) to calculate the BLEURT score and choose the optimal one.

Process. Because the format and content of each dataset are different, our criteria for processing each data set are other. Firstly, due to resource constraints, our method, *Clean-eval*, does not comprehensively process every aspect of the data. We thoroughly deal with all its contents in cases like

the SNLI paired dataset. However, with question-options-answer or question-answer datasets, we focus solely on the questions. Furthermore, we limit our analysis to the initial three sentences or less when dealing with lengthy text content. This approach helps mitigate the model’s limitations in handling long text. Secondly, All generated samples are passed through the semantic detector, and if they do not pass the semantic detection, the original sample will be output.

Results. The results are shown in Table 3. Following our method’s processing, the surface form of the newly generated sample notably differs from the original sample, particularly in terms of n-gram variations. However, the presence of the semantic detector ensures the quality and fidelity of the generated results, assuring their reliability despite these surface-level alterations.

5.3 In-context Learning

Model. We utilize the text-davinci-003 model (Brown et al., 2020) for conducting ICL experiments.

Implementation Details. Each tested use case is provided with task-specific instructions. For instance, a dataset attributed to CNN/Dailymail would receive a prompt such as “The task is to summarize this article:”. Detailed designs for all prompts are in Appendix A.2.

Results and Analysis The results, presented in Table 1 and Table 2, demonstrate consistently higher performance scores across all tasks when exposed to data contamination compared to both contamination calibration and clean data. This indicates a tangible performance benefit for models in specific tasks due to data contamination, improving their overall efficacy.

Notably, for straightforward tasks like RTE, IMDB, and COPA, the model showcases robust generalization abilities, as evidenced by the strong performance on clean datasets³. And when contamination is present on these tasks, the model returns the answer almost right.

However, in more complex tasks such as GSM8K and MultiArith in mathematical reasoning, and MMLU and CEVAL in Exams, a significant performance gap between Contamination and

Clean is observed. Here, the model’s reduced performance on clean datasets may be attributed to the absence of a generated chain of thought, leading to performance degradation. Additionally, as depicted in Table 2, even when limiting the processing to the first three sentences or fewer of an article, our method effectively reduces the extent of data contamination. All the results demonstrate that processing with our *Clean-Eval* method causes a gradual performance decline, aligning more closely with the performance in a clean setting.

5.4 Fine-tuning

Models. For fine-tuning, we employ the LLama2-7b-chat model (Touvron et al., 2023).

Implementation Details As the model parameters continue to grow in size, achieving full fine-tuning becomes increasingly challenging. In such cases, we adopt LoRA’s method for fine-tuning (Hu et al., 2021). The process begins by transforming original data into instructional data. Each piece of data now comprises three essential components: an instruction, an input, and an output. Subsequently, we proceed with single-instruction fine-tuning. Besides, given the extensive collection of datasets, conducting in-depth fine-tuning for every model to achieve optimal performance would be impractical and time-consuming. Instead, we preserve model checkpoints after more than 30 training rounds and test performance on these checkpoints.

Results and Analysis From the insights gained in Figure 4, it’s evident that models fine-tuned on \mathcal{X} achieve almost perfect accuracy with increasing training rounds. Notably, when choosing the highest BLEURT score, the models’ performance on the calibration setting lies between that on the clean setting and contamination setting. However, opting for the lowest BLEURT score indicates a slower model performance on the calibration data than the clean setting. This underlines how the BLEURT score can regulate the extent of calibration for contaminated data. It signifies that models lacking data contamination calibration might exhibit exaggerated evaluation metric values, whereas data processed through *Clean-Eval* effectively mitigates such discrepancies.

6 Analysis

Performance Gap. To compare the degree of impact of the contaminated data processed by our

³Since we can not access the training dataset of text-davinci-003, we can not exclude the potential contamination in these datasets.

Data Type	CNN/Daily-Mail			BBC-XSUM		
	rouge-1	rouge-2	rouge-L	rouge-1	rouge-2	rouge-L
Contamination	23.38	9.45	21.69	33.64	18.56	29.21
Clean	21.18	7.18	19.57	22.97	7.78	19.08
Calibration	23.14 ↓	9.35 ↓	21.41 ↓	33.09 ↓	17.92 ↓	28.90 ↓

Table 2: ICL experiments and metrics is Rouge. ↓ is compared to the contamination dataset. The optimal candidate is chosen according to the lowest BLEURT score.

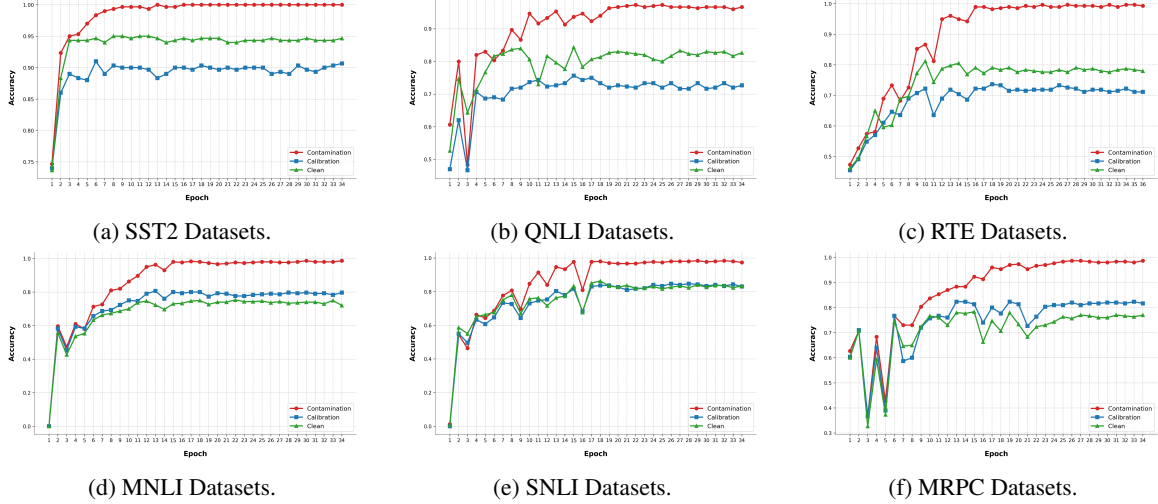


Figure 4: Fine-tuning Experiments. For SST2, QNLI, and RTE datasets, the candidate data consists of samples with the highest BLEURT score. Conversely, MNLI, SNLI, and MRPC datasets utilize samples with the lowest BLEURT score as candidate data.

method on the model performance, we designed the following indicators. This indicator can be used as a reference to select the best candidate.

$$\begin{aligned}
 PG(\mathcal{X}, \mathcal{X}_{cal}) &= |\text{Perf}(\mathcal{X}) - \text{Perf}_{\mathcal{X}}(\mathcal{X}_{cal})| \\
 PG(\mathcal{X}_{cal}, \mathcal{X}_{clean}) &= |\text{Perf}(\mathcal{X}_{cal}) - \text{Perf}(\mathcal{X})| \\
 PG &= PG(\mathcal{X}, \mathcal{X}_{cal}) - PG(\mathcal{X}_{cal}, \mathcal{X}_{clean})
 \end{aligned} \quad (1)$$

Where $\text{Perf}(\cdot)$ represents the performance of an LLM on a specific dataset. $PG(\mathcal{X}, \mathcal{X}_{cal})$ measures the performance gap between the contamination setting and calibration setting, while $PG(\mathcal{X}_{cal}, \mathcal{X}_{clean})$ quantifies the performance difference between the calibration setting and clean setting. When PG is negative, the model’s performance on the calibrated data is akin to that on the contaminated data. And when PG is positive, the model’s performance on the calibrated data is comparable to that on the clean setting.

6.1 Ablation Study

In Table 3, we conducted an ablation study comparing three methods including back-translation, paraphrase, and *Clean-Eval* across three chosen datasets. Back-translation consistently yields

higher Rouge and Bleurt scores than other methods across all datasets. This suggests that back-translation, by itself, is effective in maintaining lexical and semantic features from the original text. Paraphrase introduces variations in content expression, showcasing the ability to offer alternative ways of expressing the same semantic content. Clean-Eval, which combines Back-translation and Paraphrase, emerges as a comprehensive approach. It not only maintains semantic equivalence, as indicated by the Equivalence score but also enhances the diversity of content expression.

6.1.1 BLEURT Score

In this part, we explore whether the selection based on the BLEURT score impacts the model performance.

Results. As seen from Table 4, for Back-Translation, the selection based on the lowest bleurt score in the candidate set can make the performance after contamination cleaning equal to that of the clean data set. However, the Paraphrase method does not seem obvious for the QNLI dataset. Therefore, we can choose the degree of calibration ac-

Data	Method	Rouge-1	Rouge-2	Rouge-L	BIEURT	Equivalence
QNLI	Back-translation	54.08	29.80	50.47	63.44	100.00
	Paraphrase	48.50	26.02	43.28	63.19	100.00
	Clean-Eval	46.85	22.90	42.53	60.21	100.00
SST2	Back-translation	52.35	32.05	51.01	59.94	100.00
	Paraphrase	30.39	9.98	27.77	42.96	100.00
	Clean-Eval	26.66	7.55	23.64	40.90	100.00
MMLU	Back-translation	52.85	30.15	48.68	57.91	100.00
	Paraphrase	45.71	23.10	40.79	55.46	100.00
	Clean-Eval	42.42	19.70	38.32	51.99	100.00

Table 3: The difference between the sample processed with different methods and the original sample. And we choose the lowest BLEURT score as our optimal candidate.

	Score	QNLI	SST2	MMLU
BT	worst	7.33	6.00	14.67
	middle	-5.99	6.00	3.33
	best	-10.67	6.00	4.01
	Score	QNLI	SST2	MMLU
Para	worst	-8.67	6.00	8.01
	middle	4.01	4.66	5.33
	best	0.01	6.00	8.67

Table 4: Performance gap on different Bleurt-score.

cording to the BLEURT score.

6.1.2 Combination sequence

We compared the performance impact of the order of the two methods.

Order	QNLI	SST2	MMLU
Para + BT	10.67	6.00	14.67
BT + Para	10.67	6.00	12.67

Table 5: Performance gap on different orders.

Results. From Table 5, it demonstrates that the order of paraphrasing and back-translation methods can have varying impacts on different tasks. While QNLI and SST2 tasks are less sensitive to method order, the MMLU task shows slight differences. Therefore, we can tailor the order based on task requirements and we choose to first paraphrase and then back-translation in *Clean-Eval*.

6.1.3 Equivalence Detector

Continuous use of back translation would end up with a string that differs markedly from that which you started (Way, 2013). A combination of paraphrase and back-translation can also cause this

problem, so a semantic detector is very important.

Method	QNLI	SST2	MMLU
BT	74.17	86.33	73.33
Para	91.67	82.67	73.33
Clean-Eval	72.17 ↓	56.34 ↓	60.34 ↓

Table 6: Model performance on calibrated dataset without equivalence detector.

Results. As we can see from Table 6, across all three datasets, the paraphrasing method demonstrates relatively high performance, especially in QNLI and SST2. In the absence of a semantic detector, results generated through *Clean-Eval* that first paraphrase and then back-translation exhibit a general decline in performance. This suggests the possibility of introducing semantic errors or inaccuracies during the generation process.

6.2 Human Evaluation

We performed human evaluations of the generated output to assess potential changes in the calibrated data, including alterations in the question’s meaning, generation quality and so on.

Type	SST2
Equivalent	97%
Not Equivalent	3%

Table 7: Human Evaluation on SST2 datasets.

Results. The human evaluation results for the SST2 dataset are presented in Table 7. The human evaluation results indicate a high level of equivalence between the calibrated output and the original data, suggesting that the model generally maintains

the intended meaning of the questions. This is a positive outcome as it demonstrates the effectiveness of the generated output in preserving the semantics of the input.

7 Case Study

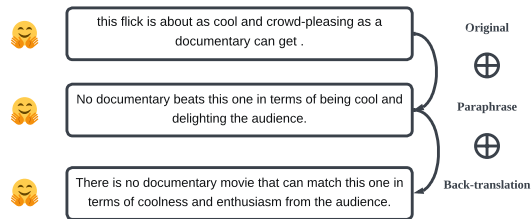


Figure 5: A case study from SST2 dataset.

In this case, the paraphrased sentence successfully conveys the essence of the original while introducing some variation. The transformation maintains the positive sentiment, emphasizing the documentary’s coolness and appeal to the audience. Back-translation aims to ensure that the paraphrased sentence retains its intended meaning. The back-translated sentence aligns well with the paraphrased version. The key elements, such as the documentary’s uniqueness, coolness, and audience appeal, are preserved. The combined approach of paraphrasing and backtranslation proves effective in enhancing the original sentence. The paraphrased version introduces a nuanced expression, and the subsequent back-translation successfully captures the intended meaning. The final output maintains a positive tone and successfully communicates the documentary’s appeal.

8 Conclusion

Data contamination is an urgent problem for the development of LLMs society. Downloading and trying contaminated models can be a waste of time for both researchers and developers. To save their time, this paper intends to mitigate the issue of data contamination in LLMs through the introduction of the *Clean-Eval* method. This approach leverages existing datasets to create a new evaluation dataset, effectively mitigating the impact of contamination. Experimental results demonstrate the method’s success in accurately assessing model capabilities and restoring real performance. *Clean-Eval* holds promise in enhancing transparency and reliability in the evaluation of LLMs.

References

- Tom B. Brown, Benjamin Mann, Nick Ryder, Melanie Subbiah, Jared Kaplan, Prafulla Dhariwal, Arvind Neelakantan, Pranav Shyam, Girish Sastry, Amanda Askell, Sandhini Agarwal, Ariel Herbert-Voss, Gretchen Krueger, Tom Henighan, Rewon Child, Aditya Ramesh, Daniel M. Ziegler, Jeffrey Wu, Clemens Winter, Christopher Hesse, Mark Chen, Eric Sigler, Mateusz Litwin, Scott Gray, Benjamin Chess, Jack Clark, Christopher Berner, Sam McCandlish, Alec Radford, Ilya Sutskever, and Dario Amodei. 2020. [Language models are few-shot learners](#).
- Nicholas Carlini, Daphne Ippolito, Matthew Jagielski, Katherine Lee, Florian Tramer, and Chiyuan Zhang. 2023. [Quantifying memorization across neural language models](#).
- Alison Chi, Li-Kuang Chen, Yi-Chen Chang, Shu-Hui Lee, and Jason S Chang. 2023. Learning to paraphrase sentences to different complexity levels. *arXiv preprint arXiv:2308.02226*.
- Christopher Clark, Kenton Lee, Ming-Wei Chang, Tom Kwiatkowski, Michael Collins, and Kristina Toutanova. 2019. [Boolq: Exploring the surprising difficulty of natural yes/no questions](#).
- Karl Cobbe, Vineet Kosaraju, Mohammad Bavarian, Mark Chen, Heewoo Jun, Lukasz Kaiser, Matthias Plappert, Jerry Tworek, Jacob Hilton, Reiichiro Nakano, Christopher Hesse, and John Schulman. 2021. Training verifiers to solve math word problems. *arXiv preprint arXiv:2110.14168*.
- Jesse Dodge, Maarten Sap, Ana Marasović, William Agnew, Gabriel Ilharco, Dirk Groeneveld, Margaret Mitchell, and Matt Gardner. 2021. [Documenting large webtext corpora: A case study on the colossal clean crawled corpus](#).
- Shahriar Golchin and Mihai Surdeanu. 2023. [Time travel in llms: Tracing data contamination in large language models](#).
- Dan Hendrycks, Collin Burns, Steven Basart, Andy Zou, Mantas Mazeika, Dawn Song, and Jacob Steinhardt. 2021. Measuring massive multitask language understanding. *Proceedings of the International Conference on Learning Representations (ICLR)*.
- Edward J. Hu, Yelong Shen, Phillip Wallis, Zeyuan Allen-Zhu, Yanzhi Li, Shean Wang, Lu Wang, and Weizhu Chen. 2021. [Lora: Low-rank adaptation of large language models](#).
- Yuzhen Huang, Yuzhuo Bai, Zhihao Zhu, Junlei Zhang, Jinghan Zhang, Tangjun Su, Junteng Liu, Chuancheng Lv, Yikai Zhang, Jiayi Lei, Yao Fu, Maosong Sun, and Junxian He. 2023. C-eval: A multi-level multi-discipline chinese evaluation suite for foundation models. In *Advances in Neural Information Processing Systems*.

- Haonan Li, Yixuan Zhang, Fajri Koto, Yifei Yang, Hai Zhao, Yeyun Gong, Nan Duan, and Timothy Baldwin. 2023a. [Cmmlu: Measuring massive multitask language understanding in chinese](#).
- Yucheng Li. 2023. [An open source data contamination report for llama series models](#).
- Zejun Li, Ye Wang, Mengfei Du, Qingwen Liu, Binhao Wu, Jiwen Zhang, Chengxing Zhou, Zhihao Fan, Jie Fu, Jingjing Chen, Xuanjing Huang, and Zhongyu Wei. 2023b. [Reform-eval: Evaluating large vision language models via unified re-formulation of task-oriented benchmarks](#).
- Chin-Yew Lin. 2004. [ROUGE: A package for automatic evaluation of summaries](#). In *Text Summarization Branches Out*, pages 74–81, Barcelona, Spain. Association for Computational Linguistics.
- Andrew L. Maas, Raymond E. Daly, Peter T. Pham, Dan Huang, Andrew Y. Ng, and Christopher Potts. 2011. [Learning word vectors for sentiment analysis](#). In *Proceedings of the 49th Annual Meeting of the Association for Computational Linguistics: Human Language Technologies*, pages 142–150, Portland, Oregon, USA. Association for Computational Linguistics.
- Inbal Magar and Roy Schwartz. 2022. [Data contamination: From memorization to exploitation](#).
- Shashi Narayan, Shay B. Cohen, and Mirella Lapata. 2018. Don’t give me the details, just the summary! topic-aware convolutional neural networks for extreme summarization. *ArXiv*, abs/1808.08745.
- OpenAI. 2023. [Gpt-4 technical report](#).
- Pranav Rajpurkar, Jian Zhang, Konstantin Lopyrev, and Percy Liang. 2016. [SQuAD: 100,000+ Questions for Machine Comprehension of Text](#). *arXiv e-prints*, page arXiv:1606.05250.
- Abigail See, Peter J. Liu, and Christopher D. Manning. 2017. [Get to the point: Summarization with pointer-generator networks](#). In *Proceedings of the 55th Annual Meeting of the Association for Computational Linguistics (Volume 1: Long Papers)*, pages 1073–1083, Vancouver, Canada. Association for Computational Linguistics.
- Thibault Sellam, Dipanjan Das, and Ankur Parikh. 2020. [BLEURT: Learning robust metrics for text generation](#). In *Proceedings of the 58th Annual Meeting of the Association for Computational Linguistics*, pages 7881–7892, Online. Association for Computational Linguistics.
- Rico Sennrich, Barry Haddow, and Alexandra Birch. 2016. [Improving neural machine translation models with monolingual data](#). In *Proceedings of the 54th Annual Meeting of the Association for Computational Linguistics (Volume 1: Long Papers)*, pages 86–96, Berlin, Germany. Association for Computational Linguistics.
- Hugo Touvron, Louis Martin, Kevin Stone, Peter Albert, Amjad Almahairi, Yasmine Babaei, Nikolay Bashlykov, Soumya Batra, Prajjwal Bhargava, Shruti Bhosale, Dan Bikel, Lukas Blecher, Cristian Canton Ferrer, Moya Chen, Guillem Cucurull, David Esiobu, Jude Fernandes, Jeremy Fu, Wenyin Fu, Brian Fuller, Cynthia Gao, Vedanuj Goswami, Naman Goyal, Anthony Hartshorn, Saghar Hosseini, Rui Hou, Hakan Inan, Marcin Kardas, Viktor Kerkez, Madian Khabsa, Isabel Kloumann, Artem Korenev, Punit Singh Koura, Marie-Anne Lachaux, Thibaut Lavril, Jenya Lee, Diana Liskovich, Yinghai Lu, Yuning Mao, Xavier Martinet, Todor Mihaylov, Pushkar Mishra, Igor Molybog, Yixin Nie, Andrew Poulton, Jeremy Reizenstein, Rashi Runta, Kalyan Saladi, Alan Schelten, Ruan Silva, Eric Michael Smith, Ranjan Subramanian, Xiaoqing Ellen Tan, Binh Tang, Ross Taylor, Adina Williams, Jian Xiang Kuan, Puxin Xu, Zheng Yan, Iliyan Zarov, Yuchen Zhang, Angela Fan, Melanie Kambadur, Sharan Narang, Aurelien Rodriguez, Robert Stojnic, Sergey Edunov, and Thomas Scialom. 2023. [Llama 2: Open foundation and fine-tuned chat models](#).
- Alex Wang, Yada Pruksachatkun, Nikita Nangia, Amanpreet Singh, Julian Michael, Felix Hill, Omer Levy, and Samuel R Bowman. 2019a. Superglue: A stickier benchmark for general-purpose language understanding systems. *arXiv preprint arXiv:1905.00537*.
- Alex Wang, Amanpreet Singh, Julian Michael, Felix Hill, Omer Levy, and Samuel R. Bowman. 2019b. [Glue: A multi-task benchmark and analysis platform for natural language understanding](#).
- Andy Way. 2013. Emerging use-cases for machine translation. In *Proceedings of Translating and the Computer 35*.
- Tianwen Wei, Liang Zhao, Lichang Zhang, Bo Zhu, Lijie Wang, Haihua Yang, Biye Li, Cheng Cheng, Weiwei Lü, Rui Hu, Chenxia Li, Liu Yang, Xilin Luo, Xuejie Wu, Lunan Liu, Wenjun Cheng, Peng Cheng, Jianhao Zhang, Xiaoyu Zhang, Lei Lin, Xiaokun Wang, Yutuan Ma, Chuanhai Dong, Yanqi Sun, Yifu Chen, Yongyi Peng, Xiaojuan Liang, Shuicheng Yan, Han Fang, and Yahui Zhou. 2023. [Skywork: A more open bilingual foundation model](#).
- Aiyuan Yang, Bin Xiao, Bingning Wang, Borong Zhang, Ce Bian, Chao Yin, Chenxu Lv, Da Pan, Dian Wang, Dong Yan, Fan Yang, Fei Deng, Feng Wang, Feng Liu, Guangwei Ai, Guosheng Dong, Haizhou Zhao, Hang Xu, Haoze Sun, Hongda Zhang, Hui Liu, Jiaming Ji, Jian Xie, JunTao Dai, Kun Fang, Lei Su, Liang Song, Lifeng Liu, Liyun Ru, Luyao Ma, Mang Wang, Mickel Liu, MingAn Lin, Nuolan Nie, Peidong Guo, Ruiyang Sun, Tao Zhang, Tianpeng Li, Tianyu Li, Wei Cheng, Weipeng Chen, Xiangrong Zeng, Xiaochuan Wang, Xiaoxi Chen, Xin Men, Xin Yu, Xuehai Pan, Yanjun Shen, Yiding Wang, Yiyu Li, Youxin Jiang, Yuchen Gao, Yupeng Zhang, Zenan Zhou, and Zhiying Wu. 2023. [Baichuan 2: Open large-scale language models](#).

Xiang Zhang, Junbo Jake Zhao, and Yann LeCun. 2015. Character-level convolutional networks for text classification. In *NIPS*.

return one answer with A, B, C, or D.

CNN_Dailymail, BBC_XSUM: Please summarize this article.

A Prompt Design

A.1 Equivalence Detector

Prompt: Please determine whether the following sentences are equivalent.

A.2 Instruction for Each Dataset

RTE: The task is to determine whether a pair of sentences are entailed by each other. Just return entailment or not_entailment.

QQP, MRPC: The task is to determine whether a pair of questions are semantically equivalent. Just return equivalent or not_equivalent.

QNLI: The task is to determine whether the context sentence contains the answer to the question. Just return entailment or not_entailment.

MNLI, CB: The task is to predict whether the premise entails the hypothesis, contradicts the hypothesis, or neither. Just return entailment, contradiction, or neutral.

WNLI: The task is to predict if the sentence with the pronoun substituted is entailed by the original sentence. Just return entailment or not_entailment.

SNLI: The task is to determine whether a pair of sentences are entailed, contradicted or neutral each other. Just return entailment, contradiction, or neutral.

IMDB: The task is to determine whether the sentiment of the text is positive or negative. Just return positive or negative.

PIQA: The task is to select the best solution to the question. Just return solution1 or solution2.

COPA: Given a premise, choose one of the following two choices that express the sample["question"] relationship. Just return choice1 or choice2.

BOOLQ: The task is to answer true or false given the question. Just return true or false.

SST2: The task is to determine whether the sentiment of the sentence is positive or negative. Just return positive or negative.

AG News: The task is to classify the article into sports, world, business, or sci/tech. Just return sports, world, business, or sci/tech.

GSM8K, MultiArith: The task is to answer a given mathematical question. Just directly return the final number answer.

MMLU, CEVAL: Please select the best answer from the options according to the question. Just