

Factcheck-GPT: End-to-End Fine-Grained Document-Level Fact-Checking and Correction of LLM Output

Yuxia Wang¹, Revanth Gangi Reddy², Zain Muhammad Mujahid¹, Arnav Arora³, Aleksandr Rubashevskii^{1,5}, Jiahui Geng¹, Osama Mohammed Afzal¹, Liangming Pan⁴, Nadav Borenstein³, Aditya Pillai², Isabelle Augenstein³, Iryna Gurevych¹, Preslav Nakov¹

¹MBZUAI, Abu Dhabi, UAE ²University of Illinois at Urbana-Champaign

³University of Copenhagen, Denmark ⁴University of California, Santa Barbara

⁵Skolkovo Institute of Science and Technology, Moscow, Russia

{yuxia.wang, preslav.nakov}@mbzuai.ac.ae

Abstract

The increased use of large language models (LLMs) across a variety of real-world applications calls for mechanisms to verify the factual accuracy of their outputs. In this work, we present a holistic end-to-end solution for annotating the factuality of LLM-generated responses, which encompasses a multi-stage annotation scheme designed to yield detailed labels concerning the verifiability and factual inconsistencies found in LLM outputs. We design and build an annotation tool to speed up the labelling procedure and ease the workload of raters. It allows flexible incorporation of automatic results in any stage, e.g. automatically-retrieved evidence. We further construct an open-domain document-level factuality benchmark in three-level granularity: claim, sentence and document. Preliminary experiments show that FacTool, FactScore and Perplexity.ai are struggling to identify false claims with the best F1=0.53. Annotation tool, benchmark and code are available at <https://github.com/yuxia/Factcheck-GPT>.

1 Introduction

Large language models (LLMs) have demonstrated impressive capabilities in terms of generating naturally sounding text. They have gained unparalleled popularity due to their fluent and comprehensive answers over a broad range of human inquiries, surpassing prior publicly available chatbots. However, ChatGPT and other text generation models still frequently produce unsupported or unintended content, known as factual errors and hallucinations (Menick et al., 2022; Bang et al., 2023; Borji, 2023; Guiven, 2023; Augenstein et al., 2023). This degrades the system performance and fails to meet user expectations in real-world scenarios.

Before the emergence of LLMs, most prior work focus on human-written sentence-level fact-checking (e.g. FEVER-based series) (Guo et al., 2022; Thorne et al., 2018), or detect hallucinations

on conditional text generation for specific tasks, such as abstract summarisation, dialogue generation and machine translation (Ji et al., 2023). They are highly task-specific and require an authoritative knowledge source as a reference, making it hard to be applied to open-domain generations of arbitrary length in LLM settings without any references. Though some work identify fake news and profile a website to assess whether it is reliable or not, they check the entire document or website features, instead of individual component claims (Zellers et al., 2019; Baly et al., 2020).

In the age of LLMs, we need a different approach. To trust the output of an LLM, we check every single claim and expect each claim of the generation to be supported by one or more pieces of evidence from reliable sources, such as encyclopedia or web articles (Gao et al., 2022). This requires understanding context to extract claims from a document, identifying what to check (check-worthiness), checking claims, potentially correcting claims, and producing a new version of the text with the corrections.

There have been an increasing number of approaches that started investigating to check LLM generated text. However, they were not end-to-end, and only looked into some (subset) of these problems. For example, most studies only detect whether the response contain hallucinations, such as SelfCheckGPT (Manakul et al., 2023), FACTOR (Muhlgay et al., 2023) and FactScore (Min et al., 2023), they do not correct the errors. FacTool (Chern et al., 2023) makes corrections, but requires human-decomposed claims as the input of the system. RARR (Gao et al., 2022) and CoVe (Dhuliawala et al., 2023) conduct both detection and correction, but in coarse granularity — editing over the whole document. Compared to claim-level verification, it cannot spot false spans precisely and tends to result in poor preservation of the original input.

In contrast, we propose a comprehensive end-to-end fine-grained solution, covering eight steps that may occur in the automatic detection and correction of factual errors, shown in Figure 1. Our work is applicable for both human-written text and the outputs of LLMs, with an emphasis on long documents, while it is motivated by LLMs.

Then, *which pipeline is the most accurate checker?* A human-annotated LLM factuality benchmark is needed to assess the performance of checkers. FELM (Chen et al., 2023) collected 184 world-knowledge responses, but only annotated sentence-level *true or false* labels (no correction). Whereas, their findings show that detection performance tends to be improved when utilising claim-based segmentation methods compared with sentences. To this end, we annotate a claim-based document-level fact-checking benchmark consisting of 94 ChatGPT (prompt, response) pairs. Each sample includes elements of decontextualised sentences, atomic claims, five pieces of evidence for a claim, the relationship between a claim and evidence, factual label (*true or false*) and revised version of claims, sentences and the response.

In sum, the main contribution of this work can be summarised into four folds:

- We propose a holistic end-to-end solution for automatically detecting and correcting factual errors for the outputs of generative large language models.
- We design and build an annotation tool to support the efficient construction of factuality benchmark. It allows for flexible customisation of annotations for any component subtasks, and supports semi-auto annotation by incorporating results from automatic methods, such as automatically-decomposed claims and automatically-retrieved evidence.
- Based on the tool, we construct the first document-level claim-based fact-checking benchmark of LLMs, in terms of both detection and revision, facilitating the evaluation and analysis of existing and future fact checkers.
- We evaluate the popular checkers FacTool and FactScore against the annotated examples, and find large headroom for improvement in LLM fact-checking. We open sourced the annotation tool, dataset and code at <https://github.com/yuxiaw/Factcheck-GPT>.

2 Framework and Subtasks

We frame the automated detection and correction of factual errors for outputs of large language models into seven subtasks: 1) decomposition; 2) decontextualisation; 3) checkworthiness identification; 4) evidence retrieval and collection; 5) stance detection; 6) correction determination; and 7) claim correction. Figure 1 presents the overview of the whole procedure, coupled with an example flowing through each subtask.

(1) Decompose Given a response R generated by a LLM, it is infeasible to fact-check the whole document at once, especially when it is long. The first step is to decompose R into a set of atomic statements that are context-independent and checkable. That is, decomposed statements should be able to be checked independently without preceding and following context, and no information should be lost or distorted in the decomposition.

(2) Decontextualise Sentences in a response might be context-dependent, with discourse and coreference relations existing between statements. For example, it is invalid to check statement *It does not have a king* before replacing “It” with “Canada” or “Constitutional monarchy” (see Figure 1). In addition to coreference relation, for the sentence S2, it is not reasonable to check the claim *Queen Elizabeth II is also the queen of 15 other Commonwealth realms*. Instead, the claim should be reframed to *Queen Elizabeth II is the queen of 16 Commonwealth realms (including Canada)* or *Queen Elizabeth II was the queen of 15 Commonwealth realms other than Canada*.

The concept of “context-independent” is straightforward, while notions of “atomic” and “checkable” are subjective and ambiguous. This poses several challenges: (1) How to define atomic, how to determine the granularity of the decomposition? (2) Practically, when and where to break down a response? (3) What are checkable statements? For example, for the claim *Canada is a constitutional monarchy, and as such, it does not have a king*, it can be fact-checked as one statement, or be decomposed into two subclaims: *Canada is a constitutional monarchy* and *Canada does not have a king*.

(3) Identify Checkworthy Claims Not all statements in a response require fact-checking, such as subjective opinions and actual commonsense as

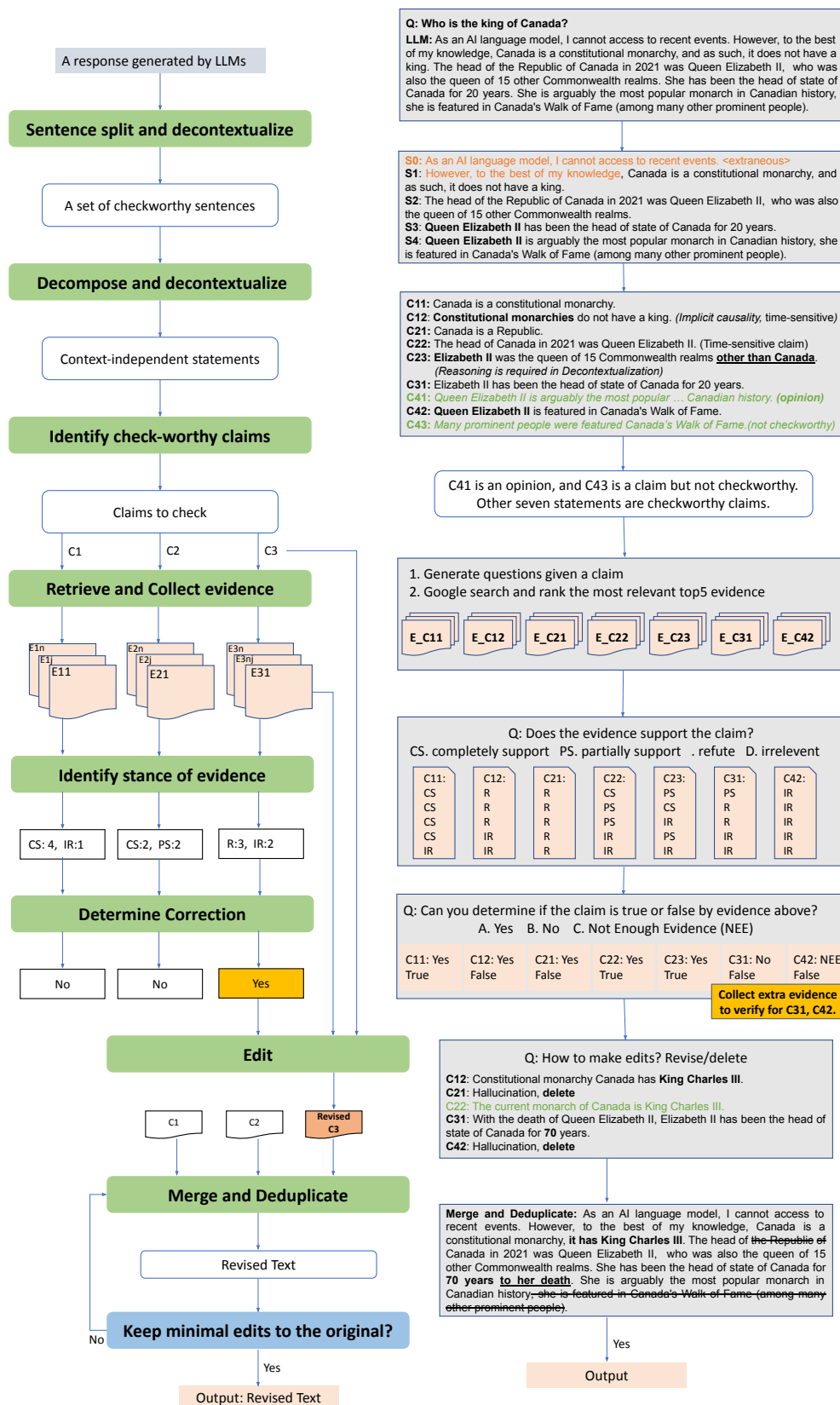


Figure 1: **Left:** Fact-checking pipeline for a response generated by ChatGPT. **Right:** An example workflow.

obvious as *sun rises from the east*. Each statement in this framework needs to be identified whether it is checkworthy or not. However, checkworthiness is subjective to determine. Hassan et al. (2015) defined checkworthy claims as those for which the general public would be interested in knowing the truth. In the context of fact-checking outputs of LLMs, we assume users who ask LLMs questions are interested in knowing the truth of all factual claims in the corresponding response.

We specifically classify a statement into four classes: factual claim, opinion, not a claim (e.g. *Is there something else you would like to know about this topic?*), and others (e.g. *As a language model, I cannot access personal information*). Afterwards, a set of check-worthy factual claims needs to be verified by retrieving and collecting evidence.

It is worthwhile to note that regarding check-worthiness, we not only take account of objective fact against subjective judgement; other aspects such as the role (importance) of the claim to the response may also be a crucial criteria for its check-worthiness. For example, the sentence S1 in Figure 1 needs more attention than the last sentence S4. We annotate the importance level of both decomposed sentences and claims by labels: *most important*, *intermediate* and *less important*.

(4) Retrieve and Collect Evidence Evidence can be retrieved using a search engine, from a closed document collection such as Wikipedia, or using the parametric knowledge of a LLM. This search can be done using the whole claim, to cover different aspects of the claim, or using entities in the claim.

(5) Identify Stance of Evidence With retrieved evidence for a claim, the next challenge is how to identify the stance of the claim towards the evidence. RARR (Gao et al., 2022) achieves this by assessing whether answers depending on the evidence and the claim are same or not, in terms of a given query. If they are same, then the evidence supports the claim, otherwise refutes. An additional label often used is if there is insufficient information to make the veracity prediction (Atanasova et al., 2022).

However, some evidence may neither refute nor fully support a claim.¹ For example, for the claim

¹This is attributed to the fact that it is impractical to decompose a statement into extremely-atomic subclaims, where each contains only one piece of metadata.

Elon Musk is the founder, CEO and chief engineer of SpaceX, evidence *Elon Musk is the CEO of SpaceX, Tesla and Twitter* falls into this category. The evidence supports the factual statement of *Elon Musk is the CEO of SpaceX*, but it does not provide information regarding whether *Elon Musk is the founder and chief engineer of SpaceX*.

To this end, we incorporate *partially support* in addition to *support*, *refute* and *irrelevant*. Concretely, *support* means that the evidence entails the claim. *Partial support* refers to the scenario where part of the information presented in a claim appears in the evidence. *Refute* means that the evidence mention the same event as the claim, but a clear opposite fact contrasting to a part or the whole facts presented in a claim. *Irrelevant* refers to the situation that the evidence does not mention anything about the fact described in the claim, such that it neither supports nor refutes the claim.

Sometimes, it is ambiguous to distinguish between *refute* and *irrelevant*. We highlight that the evidence shows a clear opposite fact under *refute* stance, while the evidence does not include relevant facts mentioned in the claim under *irrelevant*. Overall, we aim to identify whether a piece of evidence supports, partially supports, refutes the claim, or is irrelevant to the claim in this subtask.

(6) Determine Correction Given a claim, there will be more than one pieces of related evidence, some support, some partially support while some refute. How to aggregate these stances and further decide how to make correction for the claim is an open question. In practice, when evidence paragraphs conflict with each other, we will take the reliability of the evidence source into consideration, meanwhile, retrieve extra information to judge which one is more dependable.

(7) Edit Claims and Revise Response With the principle that revised claims should preserve the text’s original intent and style. without adding or changing unnecessary additional information, we include edit operations: delete the whole claim, replace X to Y, delete X, where X and Y are meta information in a claim.

After revision, we merge statements in original order, including non-checkworthy statements, true factual claim and correctly-revised factual claims. Finally, we delete reduplicative content if applicable, and output a factually-correct and fluent response.

3 Data Collection

Based on the LLM fact-checking framework, we aim to annotate a dataset serving as few-shot demonstration examples and a benchmark to evaluate the effectiveness of fact-checking methods for any subtasks or the whole pipeline involved in detecting and correcting factual errors for long texts.

3.1 Sources

The first question to consider is *what kind of machine generations are we most concerned about?* In the context of detecting and correcting factual errors, we focus on generations in which the majority of statements are objective facts rather than subjective opinions, since it is impractical to check the veracity of personal opinions. Additionally, we are more interested in questions where LLMs are prone to hallucinate or produce factual errors in responses. To this end, we start from hallucinations posted by users and collect data from two sources.

Twitter posts and internal brainstorming: We first collect (question, response) pairs from ChatGPT/GPT-4 failures found on social media, in Web articles and related papers.² The query should satisfy criteria that the corresponding response must have factual errors, rather than failures regarding reasoning, math, coding, bias and so on; (query, response) also should be independent from a dialog. This results in 23 examples. We additionally brainstorm a spectrum of questions depending on individual usage experience of ChatGPT, and then select 22 questions whose responses contain factually-false content by manually verifying suspicious facts.

Dolly-15k Inspired by collecting and selecting data from brainstormed questions, we decide to gather more examples from brainstormed collection — dolly-15k, which is generated by thousands of Databricks employees. It consists of 15,011 examples, with eight categories ranging from closed, open and general QA, to creative writing, brainstorming, information extraction, summarisation and classification. Since we pay attention to open-domain generations and responses with more factual statements, closed and open question answering pairs are chosen to be the database.

We first generate ChatGPT responses for 1,773 closed QA pairs without using context information (a paragraph extracted from Wikipedia relevant to

the question), and 3,700 open QA pairs. After filtering questions that cannot be answered without context as well as questions ChatGPT does not answer, we further filtered responses with fewer than 200 characters. Taking human answers as the gold reference, we assume that if machine generations are semantically far from human answers, they may contain false information. So we keep the examples where the cosine similarity ≤ 0.5 between human answer and machine response based on SimCSE sentence embedding. Finally, we select 563 examples from closed QA and 528 from open QA, thus 1,136 (question, response) pairs in total with the 45 from the first source.

3.2 Data Selection

The whole annotation process is extremely time-consuming, about 15-30 minutes for an instance even if with intermediate results from automatic methods to ease the procedure. This requests us to cherry-pick examples that highly satisfy two criteria — fact-intensive and factually-false. Therefore, we leverage FactScore to filter cases with the following four steps.

Sentence split and atomic claims breaking-down

We first split a document into sentences using NLTK tokenizer. The most straightforward way is to prompt ChatGPT to split a sentence into claims given the response as context. However, processing sentences one by one consumes both time and API tokens.

Therefore, given the whole response as the context and the first sentence of the response, we ask ChatGPT to break the input sentence into independent atomic claims, and also continue the decomposition of the next sentence of the response (see the prompt in Section B). Specifically, ChatGPT is given three demonstration examples, so that it can follow the instruction to first break down the input sentence into atomic claims, and then sequentially find the next sentence and make the splits. Over 90% examples follow the instruction, breaking down the whole response. 105 out of 1,136 examples only decompose the first sentence, on which we process sentence by sentence based on the NLTK sentence splits.

Another reason why we ask ChatGPT to re-split the response into single sentences is that we observed that some sentences are incorrectly split into smaller units by NLTK, such as decomposing a paper reference into a set of meta data, while

²<https://github.com/giuven95/chatgpt-failures>

ChatGPT can remain the citation reference as a whole.³ A weakness of ChatGPT outputs compared with traditional models is that it is sometimes non-trivial to parse the results from the text-free responses when ChatGPT does not follow the output format as the instruction. In such cases, we have to process examples specifically.

Discussion: One may argue that why not directly decompose the whole response into atomic claims, but through single sentences and then to atomic claims. There are two reasons.

- *Avoid distortion:* atomic claims decomposed and decontextualized from a whole response by models such as ChatGPT tend to either lose or hallucinate information compared to the original response, while the quality of atomic claims of a single sentence is much better;
- *Improve annotation quality:* sentences as the intermediate state, it is easier for annotators to going through 1-5 atomic claims for a sentence as one annotation unit, instead of >5 claims for a whole response (particularly long documents), which helps annotators to pay attention and improve the annotation quality.

Evidence collection for atomic claims Given an atomic claim, following Gao et al. (2022), we first prompt ChatGPT to generate search queries for the claim, and then Google Search is used to get relevant web pages. We further split the retrieved documents into passages by sliding windows, and use a re-ranker combining lexical and semantic similarity to identify the most relevant passages for the given query, in which Sentence-BERT (Reimers and Gurevych, 2019) serves for semantic embeddings.⁴ Finally, we aggregate evidence for all queries and select the top-5 evidences per atomic claim.

FactScore calculation FactScore (Min et al., 2023) is an automatic metric for fine-grained evaluation of the factuality of long-form generations. Given a generation, FactScore is calculated as the percentage of atomic claims within the generation that are supported by a knowledge source. For verifying the claim, we use the gathered evidences

as input, along with the claim, and an instruction-tuned model as the verifier.

Example selection Figure 2 shows the FactScore distribution of three component sources and the whole data set. We keep all 45 pairs from the first source, and Dolly examples whose FactScore is less than 0.2, resulting in 33 closed question-answering pairs and 37 open questions, in total of 115 examples. We remove a similar question (7 and 13 are similar), and four questions where the LLM did not provide helpful answers due to its inherent disability to access real-time data. For example, the LLM cannot browse the internet and does not have access to the latest information (“*which paper got the most citations in the question generation area?*” and “*which large language model contains the most parameters?*”), or up-to-date data and event-specific details (“*who was the general chair of COLING 2023?*”), or individual information (“*what are the awards that Prof. William Yang Wang have?*”). We eventually annotate 110 examples in our first annotation stage, and more cases would be annotated in the next stage.

4 Annotation

Many studies illustrate that annotation for a LLM factuality benchmark is a highly challenging task (Chen et al., 2023; Li et al., 2023). Our preliminary trials in which authors manually annotate labels of all subtasks in a *json* file also empirically confirm the pain and struggles.

Preliminary Trial Based on the annotation guideline (see Appendix A), we first conduct an in-house annotation for ten examples, each example has two annotators. We annotate the whole process for all steps and manually type results into a *json* file as the pre-defined format. This attempt exposes three issues.

First, it is extremely time-consuming. It takes more than four hours for a fully-focused annotator to annotate a document of ~400 words with about 20 sentences, in which evidence collection takes the most time and effort, particularly for topics with which the annotator is not familiar. Second, it is ineffective to extract relevant evidence passages by human eyes and basic string matching from retrieved Google search documents. This not only takes time but most importantly takes the risk of missing the most relevant evidence due to limited traversal. It is impractical for human to

³In our dataset, we prioritise sentence splits by ChatGPT, using NLTK results for unsuccessfully-parsed instances. The prompt is initialised with the first sentence split by NLTK.

⁴*cross-encoder/ms-marco-MiniLM-L-6-v2*: <https://huggingface.co/cross-encoder/ms-marco-MiniLM-L-6-v2>

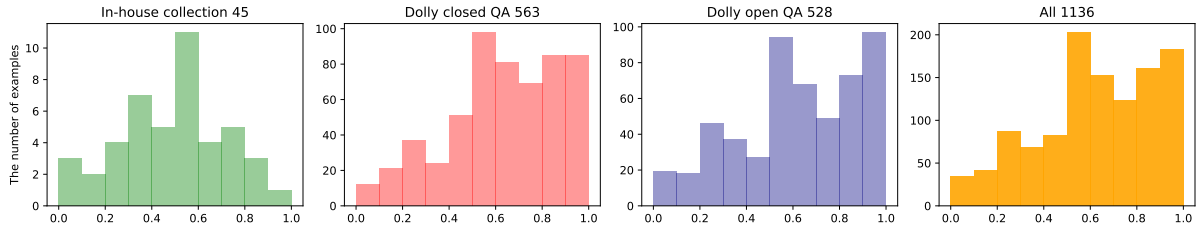


Figure 2: FactScore distribution for three component sources and their combination. [Revanth\[Can go into the appendix?\]](#)

go through all relevant Web articles and select the most semantically-relevant and reliable ones in limited time. Humans are good at judging or making decisions while machines are good at traversing. Lastly, it is hard to reach high agreement between annotators, especially for subtasks of decomposition, evidence collection and stance identification.

Take-Away: the difficulty mainly arises from three aspects: (1) retrieving supportive or contradictory evidence takes time and demands annotator’s strong skills in searching relevant and filtering out unreliable information, especially for non-common knowledge (e.g. *most popular bottled water brand in Israel*); (2) lengthy responses require good reading comprehension ability and patience; (3) certain domains such as gene and astronomy require domain knowledge, otherwise it is hard to search valid evidence and determine whether its is true or false.

Taking the factors mentioned above into consideration, we aim to design and build a html-based annotation tool to support the efficient construction of LLM factuality benchmark. Annotators can interface with Webpages, clicking buttons instead of writing for operations such as copy-paste text and selecting labels.

4.1 Annotation Tool

Based on the framework of LLM fact-checking in Section 2, the annotation tool includes all subtasks and supports semi-auto annotation by incorporating the results of automatic methods, such as automatically-decomposed claims and automatically-retrieved evidence, to ease the decomposition and retrieval workload (see details in Section 3.2). Annotators can edit or assign labels based on intermediate outputs and also can download annotated results by interfaces, which significantly ease the annotation process and reduce the workload. See annotation interfaces in Appendix E.

We perform the whole annotation in three steps:

- Decomposition, Decontextualization and

Check-worthiness detection.

- Evidence stance identification and Claim correction.
- Claim Merge and Deduplication.

Between the first and the second step, we need to collect evidence for each atomic claim. We incorporate an automatic evidence retrieval system into the annotation process. It provide annotators a set of extracted snippets of text as evidence candidates for a checkworthy atomic claim, general five most relevant pieces, where they are selected and ranked by semantic relevance degree against the claim throughout a large number of documents. It is similar to the evidence collection in Section 3.2, but using Bing search to avoid sponsor results from Google search engine, and further incorporates strong evidence: illustrations explaining failure reasons for hallucination/factual error posts and Wikipedia paragraphs for dolly closed-qa.

Then annotators determine the stance of each piece of evidence against the claim. Depending on evidences offered by automatic system, if annotators still cannot determine whether the claim is true or false, they are requested to collect relevant evidence by themselves. This to some extent may alleviate the system bias. The annotation interface will record the self-retrieved evidence to the output.

4.2 Quality Control

To guarantee the data quality, instead of employing crowd-sourcing annotators, we perform an in-house annotation by ten annotators who are Master’s and PhD students, postdocs and professors and familiar with the task of automatic fact-checking.

Two annotators as a group are responsible for 22 examples. For each step, annotators first independently finish individual annotations, and then consolidate their results with the group partner. In consolidation, partners discuss their disagreements until reaching consensus. For cases where it is hard

	example	sent	cw_sent	claim	cw_claim	evid
size	94	311	277	678	661	3,305

Table 1: Statistics of the dataset. cw_sent=checkworthy sentences, cw_claim=checkworthy claims, evid=the total pieces of evidence, five for each claim.

to reach agreement even with the participation of the third rater, we discard it. Three steps are rigorously conducted serially, that is, annotators start the second step annotation only after they finish the consolidation of the first step.

The step of collecting evidence and judging their stances is the most time- and patience-consuming step that takes on average 20 minutes for an example, since annotators need to retrieve evidence manually for many claims. Many automatically-retrieved evidence are irrelevant and they are inadequate to help judge the factuality of a claim. To ensure the quality of this step, we incorporate the third rater when consolidating the second-step annotations in case of unintentional mistakes.

4.3 Data Analysis

During annotation, we remove another 16 examples because there is no standard gold answer for these questions, such as seven involving a flow of procedures, six non-factual questions, one tricky riddle-like question, one broken generated answer and one highly-disagreed case, resulting in 94 instances.

From the perspective of LLM users, we may expect to assess any answers and identify whether they are true and reliable, including the cases deleted in our setting. It should be highlighted that the questions involving a flow of procedures, tricky riddles, or non-factual questions need to be verified, while they are just out of the verification scope of the current fact-checking pipelines that only concern facts. The causality and the global logic behind the whole answer are under-explored.

Statistics There are 277 sentences that contain factual statements among the total amount of 311, which are decomposed into 678 atomic claims, where 661 claims are checkworthy, 16 are opinion claim and one is not a claim. Given a factual claim, five piece of evidence are collected, resulting in 3,305 (claim, evidence, stance) triplets.

Sentences: Most responses contain 2-5 sentences, with the longest response encompassing 9 sentences as shown in Figure 3. 142 sentences

are considered to be the most importance sentences, 121 and 48 fall into intermediate and not important. 278 sentences contain checkworthy statements, 16, 12 and 5 are categorised into *other*, *opinion* and *not a claim*.

Claims: For 678 claims, 419 are considered to be the most importance claims, 227 and 32 fall into intermediate and not important. We analyse annotations of checkworthy claims from the perspectives of (1) whether raters can determine the factuality of a claim depending on the automatically-collected evidence (*Yes/No*); (2) stance distribution (does the evidence support the claim); (3) the number of claims that needs to be corrected.

As shown in Figure 4, for 439 claims among 661, annotators can determine whether the claim is true or false depending on the automatically-collected evidence. Annotators need to manually collect evidence for the rest one-third claims (222) to make judgements. This suggests large improvement room for our automatic method of collecting evidence. Two-thirds pieces of irrelevant evidence (2057/3305) further reveal the requirement of collecting effective evidence.

There are about one fourth (159/661) claims that are factually incorrect and needs to be corrected. After manually gathering evidence by annotators themselves, there are still 30 claims, in which we cannot decide their factuality due to lacking related information and knowledge. That is, for some cases, it is hard to obtain reliable related information by searching publicly-available sources. They involve expert-level knowledge (e.g., gene, water memory, black hole) and minor details of an individual, company, organisation or country (personal awards and preferences, most popular bottled water brand in Israel), which are only known by a small group of people, such as domain experts and someone who are familiar with a specific event.

Stances: We compare the stance distribution of claims in which automatically-retrieved evidence is enough to determine its factuality and the claims that cannot be determined by automatic evidence in Figure 6. Though the majority of evidence are irrelevant for both groups, there are only 17 strong-position stances (“completely support”: *CS* and “refute”: *RE*) in the latter, compared with 690 *CS* and 150 *RE* in the former. We wonder what makes that most collected evidence are invalid for the latter group of claims? Is it because the atomic claims are not well-decontextualised? or are there

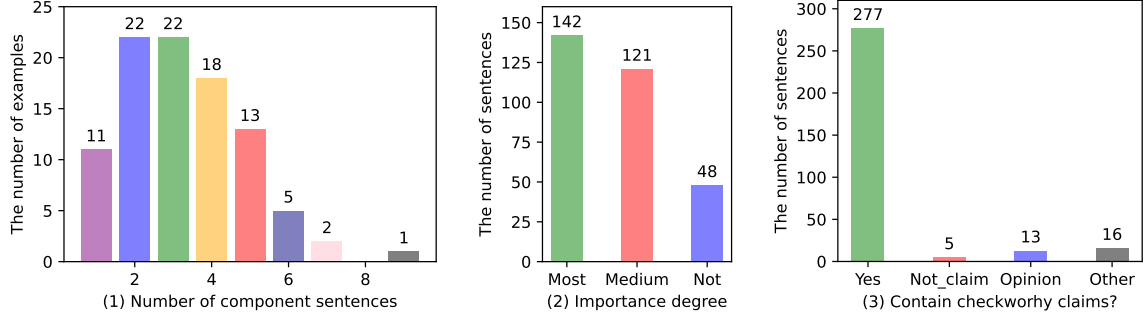


Figure 3: **Sentence analysis:** (1) Distribution of the number of sentences for each response; (2) Importance degree of sentences to answer the question (The distribution of the most importance sentences to answer the question, intermediate important and not important; (3) The number of sentences across four types in terms of whether the sentence contains statements requiring fact-checking, Not_claim refers to *not a claim*, such as a question.

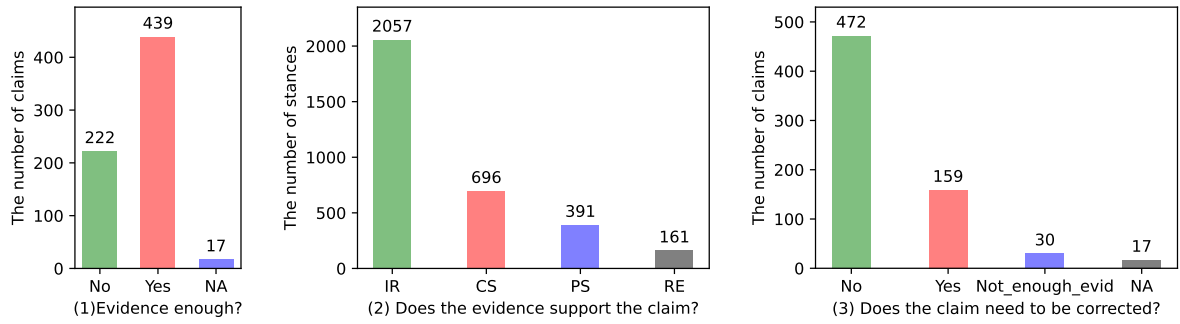


Figure 4: **Claim analysis:** (1) whether raters can determine the factuality of a claim depending on the automatically-collected evidence (*Yes/No*); (2) does the evidence support the claim (*CP*:completely support, *PS*: partially support, *RE*: refute, *IR*: irrelevant); (3) does the claim needs to be corrected. NA (17) refers to 16 opinion-claims + 1 (not a claim).

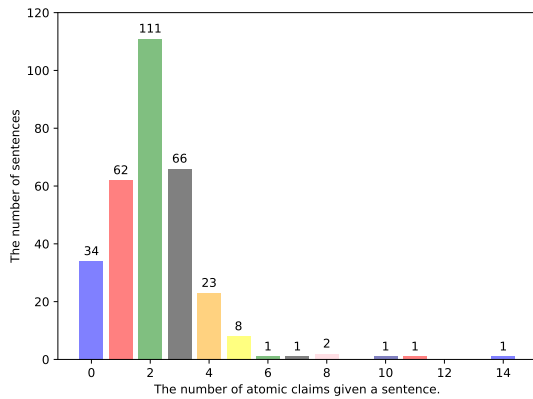


Figure 5: The distribution of component atomic claims amount given a sentence. ^{Revanth}[We can aggregate the numbers corresponding to >5 and just put it as one column?]

any special features for these “hard” claims?

We analyse the 222 claims, almost half of them (97) are factually-incorrect claims (76) or claims where insufficient evidence even if by manual re-

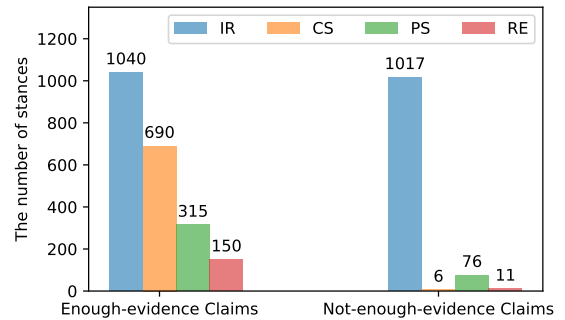


Figure 6: **Stance distribution** of claims with enough automatically-retrieved evidence to determine the factuality vs. claims without enough evidence. ^{Revanth}[Need to define again IR, CS, PS and RE.]

trieval (21). Collecting evidence conditioned on false premise tends to be invalid. The remaining 125 true claims basically fall into domain knowledge and information that is less known by the external people given a country, region, company or an individual.

Source	In-house	Closed-QA	Open-QA	All
Collect	45	33	35	115
Annotate	39	30	25	94
False	38	16	8	61

Table 2: False responses over three question sources.

How many sentences are deleted? 16 sentences among 331 are deleted. 12 are total hallucinations, e.g., *Trump was the second black president*. 4 sentences are removed due to lacking enough evidence to support its factual correctness.

How many examples are factually incorrect? 61 examples contain factual errors and 31 examples are factually correct. Specifically, 53 examples contain false claims, and 19 examples contain claims in which annotators cannot obtain related evidence from the Internet to prove the correctness of the statement. Generally, one example contains 0 to 5 false claims as shown in Figure 7, few examples (6) have more than five incorrect claims.

Table 2 shows that more factually-incorrect responses appear in in-house collected questions, followed by dolly-15k closed questions that require knowledge to obtain a unique correct answer. Less errors occur in dolly-15k open questions, in which correct answers are not unique for these questions, e.g., *How do you play an E major chord on a guitar?* It has diverse correct answers requiring more general knowledge.

Gap between original response and revised responses We quantify the difference between the original responses and the human-revised responses over the 61 false responses, showing that the normalised edit distance is 0.354, word overlap is 0.715 and BERTScore-F1 is 0.955.⁵

5 Baseline

The whole pipeline involves several steps, we first compare the automatic and manual decomposition of atomic claim, and evaluate five subtasks in the following experiments. They include: (1) identifying whether the sentence contains factual statement; (2) detecting the check-worthiness of a claim by categories of *factual*, *opinion*, *not a claim* and *other*; (3) judging the stance of a given evidence against a claim, whether it supports, partially supports, refute or is irrelevant to the claim; (4) determining

⁵Semantic similarity based on SimCSE (Roberta-large) is 0.912.

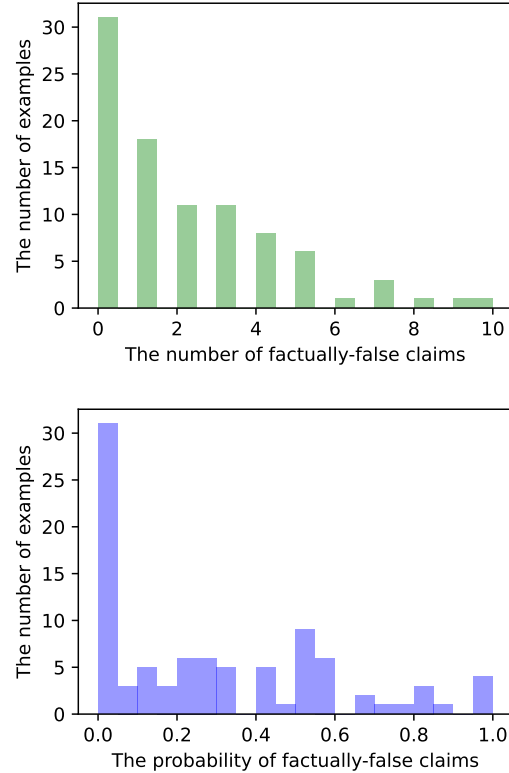


Figure 7: The number of false claims given an example.

whether a claim is factually true or false, give a claim without “gold evidence”, if false, revising it into a correct one; (5) editing a list of originally-true or revised claims into a new response, given the original response, to correct the factual errors while preserving the linguistic features and style of the original.

Other steps are excluded because they are either relatively easy for current techniques (e.g., splitting a document into sentences), or results of automatic approaches have been compared against human annotations in data analysis, such as the relevance or quality of the automatically-retrieved evidence.

5.1 Automatic vs. Manual Decomposition

Given a sentence, it is decomposed into a set of atomic claims. On 66 among 277 check-worthy sentences, the number of decomposed atomic claims are different between automatic breaking-down by ChatGPT and manual annotations, where for 48 sentences, the automatic method decomposes a sentence into more claims than human, and human add more claims for 18 sentences. This indicates that human annotators add extra claims on just a small number of sentences. For most sentences, they are either decomposed into equal

Task	Method	Acc	Prec	Recall	F1-macro
1	Always-checkworthy	0.891	0.445	0.500	0.471
1	ChatGPT	0.814	0.637	0.740	0.660
2	Always-checkworthy	0.975	0.325	0.333	0.329
2	ChatGPT	0.932	0.314	0.534	0.319

Table 3: **Checkworthiness** detection by majority guess: Always-checkworthy vs. ChatGPT zero-shot prompt. In calculation of precision (Pred), recall and F1, we use *average*=“macro”, instead of setting checkworthy or non-checkworthy as the positive label.

number of claims or more fine-grained components than human decomposition.

For the remaining 211 sentences, in which human and ChatGPT decompose the sentence into the same number of claims, 521 claims are involved. This enables pair-wise claim comparison between the human annotation and automatic method. We calculate the lexical similarity and distance including normalised edit distance=0.11, n-gram distance=0.11 and word overlap=0.88, demonstrating high agreement between human annotation and ChatGPT decomposition.

5.2 Checkworthiness

ChatGPT shows promising results to decompose a long answer into atomic claims. We further apply it to identifying whether decomposed sentences and claims are objective facts that can be verified or statements containing personal opinions.

Subtask 1 and 2 We identify whether the sentence contains factual statement by a binary label (*yes* or *no*), and whether the claim is check-worthy by four labels (*cfactual laim*, *opinion*, *not a claim* and *other*). The accuracy for subtask 1 by majority guess (always checkworthy) will be $277/311=0.834$ and the baseline for subtask 2: claim classification is $661/678 = 0.975$. They are superior to using the prompt based on ChatGPT: the accuracy is 0.814 and 0.932 respectively. This mostly results from the extremely-unbalanced data. From the perspective from recall, ChatGPT is much better than the majority guess (see Table 3).

Figure 8 shows that 46 checkworthy sentences are identified as non-checkworthy, accounting for 15%. Factual claims could be recognised into any of the four labels, and real opinions tend to be identified as factual claims, even more than the opinion.

Method	Acc	Prec	Recall	F1-macro
Four-label space				
Random guess	0.255	0.258	0.264	0.215
ChatGPT-zero-shot	0.365	0.402	0.439	0.332
Three-label space				
ChatGPT-zero-shot	0.567	0.506	0.588	0.483
LLaMA2-zero-shot	0.401	0.407	0.384	0.299
RoBERTa-large-mnli	0.607	0.536	0.609	0.512

Table 4: **Stance** detection by ChatGPT and LLaMA2 zero-shot prompt. *average*=“macro” is used for precision (Pred), recall and F1 calculation. Three-label space merges complete and partial support into one.

5.3 Verification

Subtask 3 and Subtask 4 Given a *claim*, *evidence* pair, subtask 3 classifies whether the evidence fully supports, partly supports, refutes or is irrelevant to the claim. We use zero-shot prompting based on ChatGPT and LLaMA2 (7B), and find that LLaMA2 barely predicts partial support, so we merge “complete support” and “partial support” into a single label — “support”. As results shown in Table 4, three labels are easier for models to predict with higher accuracy, but its absolute F1-score is still less than 0.5, revealing the challenges to distinguish the relationship between claim and evidence by LLM in-context learning, especially on the label of “refute”. Both LLaMA2 and ChatGPT show F1 is around 0.1 (see Table 10). We further use a fine-tuned NLI model (*RoBERTa-large-mnli*) to predict the stance, where entailment, contradiction and neutral correspond to labels of support, refute and irrelevant respectively. It performs better than zero-shot ChatGPT, mainly being superior to predicting the label of “support”.

Subtask 4 determines whether the claim is true or false leveraging evidences retrieved from external knowledge sources. We evaluate the verification methods used in FactScore (Min et al., 2023) and FacTool (Chern et al., 2023), with varying evidence sources: Wikipedia (September 2023 Wikipedia passage dump) and web articles searched by Google.

Table 5 shows that false claims tend to be identified less accurately than true claims across all approaches, implying that it is more difficult to detect factual errors than the correct statements. Perplexity.ai verifier performs the best, with F1=0.53 on false claims and 0.83 on true claims, followed by Instruction-LLaMA with web articles as evidence (F1=0.47/0.84), and verifying using GPT-

Verifier	Source	Label = True			Label = False		
		Prec	Recall	F1	Prec	Recall	F1
Random	NA	0.79	0.43	0.56	0.18	0.52	0.27
Always True	NA	0.81	1.00	0.88	0.00	0.00	0.00
Always False	NA	0.00	0.00	0.00	0.19	1.00	0.33
Inst-LLAMA	Wiki	0.87	0.74	0.80	0.34	0.56	0.42
Inst-LLAMA	Web	0.88	0.80	0.84	0.40	0.56	0.47
GPT-3.5-Turbo	Wiki	0.87	0.67	0.76	0.31	0.60	0.41
GPT-3.5-Turbo	Web	0.89	0.74	0.81	0.37	0.62	0.46
Perplexity.ai	Web	0.93	0.73	0.83	0.40	0.76	0.53

Table 5: **Verification results** on our benchmark: judge whether a claim is factually true or false with external knowledge (Wikipedia or Web articles) as evidence.

3.5-Turbo exhibits slight declines. This reveals that current mainstreaming SOTA fact-checkers still have large room to improve on verification, particularly on false claims ($F1 < 0.53$). Performance using Wikipedia as evidence source is inferior to using web articles, this is largely limited by the knowledge coverage of Wikipedia, especially on open-domain benchmarks as ours.

5.4 Revision

Subtask 5 Given the original false response, a list of revised true claims, ChatGPT and GPT-4 are prompt to revise the responses with/without the question, resulting in four revised responses under four settings (see prompt details in Appendix D).

How to evaluate these revised responses, which one is better? We evaluate by human, and also use the intrinsic metrics such as BERTScore measuring semantic preservation between gold reference answers and the edit-distance measuring style preservation between original responses.

In human evaluation, we use the criteria as below: (1) whether the revised response contain factual errors? (2) whether the revised response keep the style feature of the original response as much as possible? (3) whether the revised response is more natural, coherent and smooth as an answer? Criteria (1) is the most important, followed by (2) and (3). In case of personal preference bias from one or two raters, six human raters are invited to choose their preferred revised response and provide a brief reason. For example, only *A* and *B* are factually correct, while *A* preserves more of the original response, thus *A* is better. Note that if some responses are totally the same, raters can choose more than one. To avoid the possible inherent bias that GPT-4 is better than ChatGPT (GPT-3.5-turbo), we shuffled four revised responses and show by “revision_x” ($x=0,1,2,3$), masking the real setting name.

Prompt	model	Edit-dis↓	WO↑	BS-F1↑	STS↑	Human
no-ques	ChatGPT	0.207	0.864	0.953	0.937	10
no-ques	GPT-4	0.275	0.789	0.954	0.931	28
with-ques	ChatGPT	0.222	0.853	0.956	0.941	13
with-ques	GPT-4	0.286	0.776	0.953	0.935	15

Table 6: **Revision evaluation** using intrinsic metrics and human assessment (how many responses are preferred by human in four settings). Edit distance (**Edit-dis**) and word overlap (**WO**) between revised responses and the original responses. BERTScore (**BS-F1**) and semantic textual similarity (**STS**) based on SimCSE sentence embedding (STS) between the revised responses and human revision. We collect 66 preference labels for 61 examples since raters choose more than one preferences for three cases.

As shown in Table 6, intrinsic metric results show that responses revised by ChatGPT (GPT-3.5-turbo) is better than GPT-4, which is against our experience and observation (see examples in Appendix D). Human assessment exhibits that 43 GPT-4 responses are preferred by raters and 23 for ChatGPT. Human is more satisfied with revisions without questions 38 vs. 28. This somewhat reflects the ineffectiveness of intrinsic evaluation metrics.

Take-Away Current methods can basically output acceptable results for atomic claim decomposition and checkworthiness detection, but it is still challenging to perform verification, especially identifying false claims even if depending on external knowledge. GPT-4 have been able to generate satisfying revised responses based on true statements, while it is an open-question in terms of how to evaluate the quality of revised responses by effective intrinsic metrics.

6 Fact-checking Background

6.1 What is Fact-checking?

Fact-checking is the task of assessing whether claims made in written or manipulated are true. This is typically broken down into the stages of claim detection, evidence retrieval, verdict prediction, and optionally justification prediction Guo et al. (2022); Augenstein (2021).

Claim detection is to identify claims that require verification, which commonly relies on the concept of check-worthiness. In the context of human-written documents, check-worthy claims are regarded as those for which the general public would be interested in knowing the truth (Hassan et al.,

2015; Wright and Augenstein, 2020). However, this may not be adaptable to machine-generated texts. Plausible hallucinations of LLMs make it difficult for general individuals to distinguish whether it is true or false, thus their outputs become less trustworthy than the statements made by human. Current methods tend to check all factual claims of LLM generations (Chern et al., 2023).

Evidence retrieval aims to find sources supporting or refuting the claim. Claim verification is expected to assess the veracity of the claim and produce justification based on the retrieved evidence. That is, claims are assigned truthfulness labels and explanations for verdicts are produced. A basic form of justification is to highlight the pieces of evidence used to reach a verdict (Guo et al., 2022).

6.2 Conventional Fact-checking

Previous works either focus on hallucinations in task-specific generations with references (to detect whether the generated output contradicts the source content), such as abstractive summarization (Maynez et al., 2020), machine translation (Raunak et al., 2021) and data-to-text generation (Liu et al., 2021), or concentrate on specific topics e.g. Covid-19 (Augenstein et al., 2019), politics (Barrera et al., 2020), climate (Diggelmann et al., 2020), and specific domains such as journalism, news, social media (e.g. Twitter (Pröller, 2022)) and Wikipedia (FEVER: Thorne et al. (2018)). In contrast, we set target for text generation tasks without references such as generative question answering and dialogue systems in open domain and open topic, where the source is the world knowledge.

Moreover, most early studies only perform one or two subtasks in the factual error detection and correction, instead of the whole process. For example, many models estimate a label indicating whether the statement is supported or refuted by the evidence, given a (statement, evidence) pair as input (Thorne et al., 2018; Nie et al., 2019; Augenstein et al., 2019; Wadden et al., 2020). To adapt to situations where relevant evidence for a statement is not readily available, some works explored how to automatically retrieve evidence that may help support or refute a statement (Fan et al., 2020; Nakov et al., 2021; Gao et al., 2022).

More recent work has also explored how to correct claims based on retrieved evidence (Thorne and Vlachos, 2021; Schuster et al., 2021; Iv et al.,

2022) and how to generate justification/explanation for verdicts on claims (Atanasova et al., 2020). However, most factual correction used human-authored edits from FEVER (Thorne et al., 2018) as both their training and automatic evaluation data. FEVER’s claims were extracted from Wikipedia. This limits the generalisability of these fact-checking models over generations of LLMs across various tasks and diverse domains.

Our goal is to automatically detect and correct factual errors end to end for open-domain factual knowledge hallucinations in a unified framework.

6.3 LLM Fact-checking

The phenomenon that LLMs produce outputs that are seemingly plausible while deviating from the user input, previously generated context, or factual knowledge, is commonly referred to as hallucination (Zhang et al., 2023b). Based on the timing of the LLM life cycle, LLM hallucinations can be addressed during pretraining by automatically selecting reliable data or filtering out noisy data to mitigate hallucinations, in supervised fine-tuning by curating small volume of high-quality training data, in reinforcement learning from human feedback (RLHF), and during inference by decoding strategies (Zhang et al., 2023b). We focus on approaches applied after inference.

Methods For post-processing approaches to alleviating LLM hallucinations, recent studies can be roughly classified into two categories depending on whether they rectify errors: (1) detecting and correcting factual errors for free-form text; and (2) only detecting whether a text contain hallucinations (*Yes* or *No*). Both of them resort to either external knowledge or parametric knowledge to identify and rectify factually-incorrect statements (Gao et al., 2022; Chern et al., 2023; Manakul et al., 2023; Dhuliawala et al., 2023). We used external knowledge retrieved from Google.

Our work falls into the first category. Though Self-contradictory (Mündler et al., 2023) involves revision, they aim to remove the conflicting information between the original sentence and the synthetically-generated contradictory sentence, instead of correcting factual errors in the original sentences. We classify it into the second category: detection only. RARR (Gao et al., 2022), FacTool (Chern et al., 2023) and CoVe (Dhuliawala et al., 2023) are three most relevant work to ours.

Given a LLM response, RARR and CoVe first

Method	D	R	Granularity	Knowledge source	Datasets	Task	How_collect
Factcheck-GPT	✓	✓	claim	Google search	✓	Instruction	prompt ChatGPT and human annotation
FacTool (Chern et al., 2023)	✓	✓	article metadata	Google scholar	✓	Generate literature review	prompt ChatGPT
FacTool (Chern et al., 2023)	✓	✓	claim (gold)	Parsed Google search	RoSE/FactPrompts	Summarisation-eval/QA	human annotation: RoSE (Liu et al., 2023)
RARR (Gao et al., 2022)	✓	✓	document	Bing search	NQ,StrategyQA,QReCC	QA	human annotation
CoVe (Dhuliawala et al., 2023)	✓	✓	document	parametric knowledge	CoVe corpus	QA, instruction	human annotation
FELM (Chen et al., 2023)	✓	✗	segment	Google search	✓	Instruction	prompt ChatGPT and human annotate factuality
Self-contradictory (Mündler et al., 2023)	✓	✗	sentence	parametric knowledge	✓	Instruction	prompt ChatGPT,GPT-4 for contradictory sentence
SelfCheckGPT (Manakul et al., 2023)	✓	✗	sentence	parametric knowledge	✓	Generate Wikibio passage	prompt GPT3 and human annotate 3 factual labels
FACTOR (Muhlgay et al., 2023)	✓	✗	sentence	parametric knowledge	✓	Multi-choice QA	prompt <i>davinci-003</i> for non-factual completions
HaluEval (Li et al., 2023)	✓	✗	document	parametric knowledge	✓	QA, summarise, dialogue	prompt ChatGPT to generate hallucinated answers
HaluEval (Li et al., 2023)	✓	✗	document	parametric knowledge	✓	Instruction	prompt ChatGPT, human annotate false segments
FactScore (Min et al., 2023)	✓	✗	claim	Wiki Bio Generation	✓	Instruction	prompt ChatGPT to generate biography
FRESHQA (Vu et al., 2023)	✓	✗	facts in answer	parametric knowledge	✓	QA	collect questions with time-changing answers
Snowball (Zhang et al., 2023a)	✓	✗	Yes/No answer	parametric knowledge	✓	QA	human annotation
SelfAware (Yin et al., 2023)	✓	✗	document	reference generations	✓	QA	collect unanswerable questions and prompt ChatGPT

Table 7: **Methods and benchmarks for hallucination Detection (D) and Revision (R)**. FacTool: article metadata is a tuple (paper title, year, authors). CoVe=Chain-of-Verification, CoVe corpus includes four existing datasets: Wikidata, Wiki-category, MultiSpanQA, biographic. 3 labels in SelfCheckGPT: major/minor inaccurate and accurate. Unanswerable questions: the model should express uncertainty instead of delivering conclusive responses. FRESHQA collect four types of questions: false premise, answers never change, change slowly and fast over time.

generate a series of questions covering different aspects of the response, which serve as queries in the evidence retrieval, and then edit the whole response to correct factual errors. Such coarse granularity verification may miss out incorrect statements, particularly over long documents, and also makes it difficult to spot false spans precisely, thus disabling fine-grained (e.g., correct only a false number in a statement) and flexible edits (e.g., delete a completely-hallucinated sentence). Additionally, revising the whole document tends to result in poor preservation of the original input (e.g., style, vocabulary and structure), introducing irrelevant descriptions and even new hallucinations. Claim-level editing empowers precise correction and good preservation.

FacTool performs fact-checking over claims. However, gold claims are required as the input of the system. That is, users need to first decompose an output from a LLM into a list of checkable atomic claims by themselves before using FacTool to check, which complicates the fact-checking process. Moreover, it is expensive to use FacTool to check a piece of text, since the whole checking process calls APIs including OpenAI (\$0.06/1K tokens), Serper (\$1.00/1k queries) and Scraper.⁶ This also challenges the evaluation where online API is not allowed to call with the consideration of the internal data protection.

We attempt to alleviate these issues in our framework. We decompose the fact-checking task into eight subtasks. The design of decomposing and de-contextualising a long document into independent sentences and then to atomic claims allows inputs of any granularity: document, sentence or claim.

⁶<https://www.scraperapi.com/pricing/>

Dataset	Granularity	Factual label	Revision	Length	Size
HaluEval	document	✓	✗	82.0	4,507
FELM-WK	segment	✓	✗	51.1	184
FactPrompts	claim	✓	✗	41.8	50
Factcheck-GPT	claim	✓	✓	73.1	94

Table 8: Statistics of world-knowledge factuality evaluation benchmarks. Length=the average number of words of LLM responses.

The pipeline equipped with check-worthiness selection also naturally endows the flexibly-customised verification, such as skipping subjective statement, commonsense and the knowledge is well-known by the individual.

Datasets From the perspective of the evaluated benchmarks, as shown in Table 7, studies of the first category generally evaluate their methods on existing QA datasets, or revise hallucinations in a specific topic such as literature review and biographic generations (Chern et al., 2023; Dhuliawala et al., 2023). These topics may not be frequently requested by general users in real-world scenarios.

Studies of the second category contribute a spectrum of benchmarks to detect diverse hallucinations, such as synthetically-generated contradictory sentences (Mündler et al., 2023), deliberately-generated hallucinated answers (Li et al., 2023) and non-factual completions given a prefix context (Muhlgay et al., 2023). Manakul et al. (2023) manually annotate factual labels (major/minor inaccurate and accurate) given a sentence in the generated Wikibio passage.

Interestingly, Yin et al. (2023) collected 1,032 unanswerable questions from five diverse categories *no scientific consensus, imagination, completely subjective, too many variables, philosophi-*

cal, and their 2,337 answerable counterparts. Unanswerable questions refer to questions where the model should express uncertainty instead of delivering conclusive responses. Zhang et al. (2023a) collected three datasets, with 500 questions (all *No* or all *Yes* answers) for each. One focuses on one type of question, including whether a number is a prime, senator search (whether a US city has a specific university), and whether there is a flight from one city to another given a graph connection.

However, these datasets are either only applicable in detection, or originate from a single task like biography writing (Min et al., 2023), without accounting for variations across different generations. HaluEval’s annotation over Alpaca 5K responses of various instructions, which is one of the most similar work to ours. They ask human annotators to label whether the response contains hallucinated information (*Yes* or *No*) and list the corresponding spans if there exist errors (Li et al., 2023).⁷ FELM with 184 world-knowledge questions is labelled in the granularity of segments, while ours are over fine-grained claims to more precisely locate factual errors. Moreover, our annotations not only include factual labels of each claim, but the revised text and labels of all involved subtasks as well, e.g., decomposition of a sentence into a list of independent claims, check-worthiness of a sentence/claim, evidence stance and so on.

FacTool evaluate over a knowledge-based QA dataset FactPrompts consisting of 50 (prompt, response) pairs. It is annotated by authors over atomic claims and their factual labels (true/false), but the responses tend to be short, instead of long documents (see Table 8). Overall, our dataset offers both factual labels and the revised text in three-level granularity — atomic claims, decontextualised sentences and responses, for LLM answers, with an emphasis of long documents.

FELM (Chen et al., 2023) is the most relevant concurrent work with ours, but only annotated sentence-level *true or false* labels (no correction). We construct a new dataset which collects (question, ChatGPT response) pairs in real conversations. Annotators identify and edit factual errors for each atomic claim decomposed and decontextualised from the original long-form responses. This is expected to serve as a benchmark to evaluate the performance of fact-checkers.

⁷The hallucination is considered from the following three aspects: unverifiable, non-factual, and irrelevant.

7 Conclusion

We propose a holistic fact-checking framework for open-domain generations of LLMs. To facilitate semi-auto factuality benchmark construction, we build an annotation tool to facilitate the human labelling, on which we annotated a benchmark that can evaluate the effectiveness of fact-checkers. Results show that current verifiers are struggling to identify open-domain false claims with the best F1=0.53 (Perplexity.ai) even if using external knowledge, revealing large room to improve in factuality detection. Additionally, intrinsic metrics based on edit distance and semantic similarity are ineffective to evaluate the edited responses against true evidence and the original false response, misaligning with human preferences. It is worth more exploration in the future work.

Limitations



Three major limitations are identified in this work:

Small-scale dataset It consists of only 94 (question, response) pairs, we plan to scale up the dataset in English, Chinese and Arabic in the future work.

Inter-claim dependencies This reflects at three challenges. First, current approaches including our solution are unable to checking the overall logic correctness of a procedure, such as how to cook, whether some steps are out of order. Second, if the first claim is invalidated, maybe the entire text needs to be deleted. Third, it is hard to decontextualize implicit claims, e.g., “other 15 realms”, which means there are 16 realms.

Quality of evidence More than half automatically retrieved evidences are irrelevant. Improving the relevance of retrieved evidence is critical to the accuracy of fact-checking.

Acknowledgements

  This research was co-funded by the European Union (ERC, ExplainYourself, 101077481), a DFF Sapere Aude research leader grant under grant agreement No 0171-00034B, and supported by the Pioneer Centre for AI, DNRF grant number P1. Views and opinions expressed are however those of the author(s) only and do not necessarily reflect those of the European Union or the European Research Council. Neither the European Union nor the granting authority can be held responsible for them.

References

- Pepa Atanasova, Jakob Grue Simonsen, Christina Lioma, and Isabelle Augenstein. 2020. [Generating fact checking explanations](#). In *Proceedings of the 58th Annual Meeting of the Association for Computational Linguistics*, pages 7352–7364, Online. Association for Computational Linguistics.
- Pepa Atanasova, Jakob Grue Simonsen, Christina Lioma, and Isabelle Augenstein. 2022. [Fact Checking with Insufficient Evidence](#). *Transactions of the Association for Computational Linguistics*, 10:746–763.
- Isabelle Augenstein. 2021. [Towards Explainable Fact Checking](#). Dr. Scient. thesis, University of Copenhagen, Faculty of Science.
- Isabelle Augenstein, Timothy Baldwin, Meeyoung Cha, Tanmoy Chakraborty, Giovanni Luca Ciampaglia, David Corney, Renee DiResta, Emilio Ferrara, Scott Hale, Alon Halevy, Eduard Hovy, Heng Ji, Filippo Menczer, Ruben Miguez, Preslav Nakov, Dietram Scheufele, Shivam Sharma, and Giovanni Zagni. 2023. [Factuality Challenges in the Era of Large Language Models](#).
- Isabelle Augenstein, Christina Lioma, Dongsheng Wang, Lucas Chaves Lima, Casper Hansen, Christian Hansen, and Jakob Grue Simonsen. 2019. [MultiFC: A real-world multi-domain dataset for evidence-based fact checking of claims](#). In *Proceedings of the 2019 Conference on Empirical Methods in Natural Language Processing and the 9th International Joint Conference on Natural Language Processing (EMNLP-IJCNLP)*, pages 4685–4697, Hong Kong, China. Association for Computational Linguistics.
- Ramy Baly, Georgi Karadzhov, Jisun An, Haewoon Kwak, Yoan Dinkov, Ahmed Ali, James Glass, and Preslav Nakov. 2020. [What was written vs. who read it: News media profiling using text analysis and social media context](#). In *Proceedings of the 58th Annual Meeting of the Association for Computational Linguistics*, pages 3364–3374, Online. Association for Computational Linguistics.
- Yejin Bang, Samuel Cahyawijaya, Nayeon Lee, Wenliang Dai, Dan Su, Bryan Wilie, Holy Lovenia, Ziwei Ji, Tiezheng Yu, Willy Chung, Quyet V. Do, Yan Xu, and Pascale Fung. 2023. [A multitask, multilingual, multimodal evaluation of chatgpt on reasoning, hallucination, and interactivity](#). *CoRR*, abs/2302.04023.
- Oscar Barrera, Sergei Guriev, Emeric Henry, and Ekaterina Zhuravskaya. 2020. [Facts, alternative facts, and fact checking in times of post-truth politics](#). *Journal of public economics*, 182:104123.
- Ali Borji. 2023. [A categorical archive of chatgpt failures](#). *CoRR*, abs/2302.03494.
- Shiqi Chen, Yiran Zhao, Jinghan Zhang, I-Chun Chern, Siyang Gao, Pengfei Liu, and Junxian He. 2023. [Felm: Benchmarking factuality evaluation of large language models](#). *arXiv preprint arXiv:2310.00741*.
- I-Chun Chern, Steffi Chern, Shiqi Chen, Weizhe Yuan, Kehua Feng, Chunting Zhou, Junxian He, Graham Neubig, and Pengfei Liu. 2023. [Factool: Factuality detection in generative AI - A tool augmented framework for multi-task and multi-domain scenarios](#). *CoRR*, abs/2307.13528.
- Shehzaad Dhuliawala, Mojtaba Komeili, Jing Xu, Roberta Raileanu, Xian Li, Asli Celikyilmaz, and Jason Weston. 2023. [Chain-of-verification reduces hallucination in large language models](#). *arXiv preprint arXiv:2309.11495*.
- Thomas Diggelmann, Jordan L. Boyd-Graber, Janis Bulian, Massimiliano Ciaramita, and Markus Leippold. 2020. [CLIMATE-FEVER: A dataset for verification of real-world climate claims](#). *CoRR*, abs/2012.00614.
- Angela Fan, Aleksandra Piktus, Fabio Petroni, Guillaume Wenzek, Marzieh Saeidi, Andreas Vlachos, Antoine Bordes, and Sebastian Riedel. 2020. [Generating fact checking briefs](#). In *Proceedings of the 2020 Conference on Empirical Methods in Natural Language Processing (EMNLP)*, pages 7147–7161, Online. Association for Computational Linguistics.
- Luyu Gao, Zhuyun Dai, Panupong Pasupat, Anthony Chen, Arun Tejasvi Chaganty, Yicheng Fan, Vincent Y Zhao, Ni Lao, Hongrae Lee, Da-Cheng Juan, et al. 2022. [Attributed text generation via post-hoc research and revision](#). *arXiv preprint arXiv:2210.08726*.
- Guiven. 2023. [Llm failure archive \(chatgpt and beyond\)](#). <https://github.com/giuven95/chatgpt-failures>.
- Zhijiang Guo, Michael Schlichtkrull, and Andreas Vlachos. 2022. [A survey on automated fact-checking](#). *Transactions of the Association for Computational Linguistics*, 10:178–206.
- Naeemul Hassan, Chengkai Li, and Mark Tremayne. 2015. [Detecting check-worthy factual claims in presidential debates](#). In *Proceedings of the 24th ACM International Conference on Information and Knowledge Management, CIKM 2015, Melbourne, VIC, Australia, October 19 - 23, 2015*, pages 1835–1838. ACM.
- Robert Iv, Alexandre Passos, Sameer Singh, and Ming-Wei Chang. 2022. [FRUIT: Faithfully reflecting updated information in text](#). In *Proceedings of the 2022 Conference of the North American Chapter of the Association for Computational Linguistics: Human Language Technologies*, pages 3670–3686, Seattle, United States. Association for Computational Linguistics.
- Ziwei Ji, Nayeon Lee, Rita Frieske, Tiezheng Yu, Dan Su, Yan Xu, Etsuko Ishii, Yejin Bang, Andrea Madotto, and Pascale Fung. 2023. [Survey of hallucination in natural language generation](#). *ACM Comput. Surv.*, 55(12):248:1–248:38.

- Junyi Li, Xiaoxue Cheng, Wayne Xin Zhao, Jian-Yun Nie, and Ji-Rong Wen. 2023. [Halueval: A large-scale hallucination evaluation benchmark for large language models](#). *CoRR*, abs/2305.11747.
- Tianyu Liu, Xin Zheng, Baobao Chang, and Zhifang Sui. 2021. [Towards faithfulness in open domain table-to-text generation from an entity-centric view](#). In *Thirty-Fifth AAAI Conference on Artificial Intelligence, AAAI 2021, Thirty-Third Conference on Innovative Applications of Artificial Intelligence, IAAI 2021, The Eleventh Symposium on Educational Advances in Artificial Intelligence, EAAI 2021, Virtual Event, February 2-9, 2021*, pages 13415–13423. AAAI Press.
- Yixin Liu, Alex Fabbri, Pengfei Liu, Yilun Zhao, Linyong Nan, Ruilin Han, Simeng Han, Shafiq Joty, Chien-Sheng Wu, Caiming Xiong, and Dragomir Radev. 2023. [Revisiting the gold standard: Grounding summarization evaluation with robust human evaluation](#). In *Proceedings of the 61st Annual Meeting of the Association for Computational Linguistics (Volume 1: Long Papers)*, pages 4140–4170, Toronto, Canada. Association for Computational Linguistics.
- Potsawee Manakul, Adian Liusie, and Mark J. F. Gales. 2023. [Selfcheckgpt: Zero-resource black-box hallucination detection for generative large language models](#). *CoRR*, abs/2303.08896.
- Joshua Maynez, Shashi Narayan, Bernd Bohnet, and Ryan McDonald. 2020. [On faithfulness and factuality in abstractive summarization](#). In *Proceedings of the 58th Annual Meeting of the Association for Computational Linguistics*, pages 1906–1919, Online. Association for Computational Linguistics.
- Jacob Menick, Maja Trebacz, Vladimir Mikulík, John Aslanides, H. Francis Song, Martin J. Chadwick, Mia Glaese, Susannah Young, Lucy Campbell-Gillingham, Geoffrey Irving, and Nat McAleese. 2022. [Teaching language models to support answers with verified quotes](#). *CoRR*, abs/2203.11147.
- Sewon Min, Kalpesh Krishna, Xinxi Lyu, Mike Lewis, Wen-tau Yih, Pang Wei Koh, Mohit Iyyer, Luke Zettlemoyer, and Hannaneh Hajishirzi. 2023. [Factscore: Fine-grained atomic evaluation of factual precision in long form text generation](#). *CoRR*, abs/2305.14251.
- Dor Muhlgay, Ori Ram, Inbal Magar, Yoav Levine, Nir Ratner, Yonatan Belinkov, Omri Abend, Kevin Leyton-Brown, Amnon Shashua, and Yoav Shoham. 2023. [Generating benchmarks for factuality evaluation of language models](#). *CoRR*, abs/2307.06908.
- Niels Mündler, Jingxuan He, Slobodan Jenko, and Martin T. Vechev. 2023. [Self-contradictory hallucinations of large language models: Evaluation, detection and mitigation](#). *CoRR*, abs/2305.15852.
- Preslav Nakov, David P. A. Corney, Maram Hasanain, Firoj Alam, Tamer Elsayed, Alberto Barrón-Cedeño, Paolo Papotti, Shaden Shaar, and Giovanni Da San Martino. 2021. [Automated fact-checking for assisting human fact-checkers](#). In *Proceedings of the Thirtieth International Joint Conference on Artificial Intelligence, IJCAI 2021, Virtual Event / Montreal, Canada, 19-27 August 2021*, pages 4551–4558. ijcai.org.
- Yixin Nie, Haonan Chen, and Mohit Bansal. 2019. [Combining fact extraction and verification with neural semantic matching networks](#). In *The Thirty-Third AAAI Conference on Artificial Intelligence, AAAI 2019, The Thirty-First Innovative Applications of Artificial Intelligence Conference, IAAI 2019, The Ninth AAAI Symposium on Educational Advances in Artificial Intelligence, EAAI 2019, Honolulu, Hawaii, USA, January 27 - February 1, 2019*, pages 6859–6866. AAAI Press.
- Nicolas Pröllochs. 2022. [Community-based fact-checking on twitter’s birdwatch platform](#). In *Proceedings of the Sixteenth International AAAI Conference on Web and Social Media, ICWSM 2022, Atlanta, Georgia, USA, June 6-9, 2022*, pages 794–805. AAAI Press.
- Vikas Raunak, Arul Menezes, and Marcin Junczys-Dowmunt. 2021. [The curious case of hallucinations in neural machine translation](#). In *Proceedings of the 2021 Conference of the North American Chapter of the Association for Computational Linguistics: Human Language Technologies*, pages 1172–1183, Online. Association for Computational Linguistics.
- Nils Reimers and Iryna Gurevych. 2019. [Sentence-bert: Sentence embeddings using siamese bert-networks](#). In *Proceedings of the 2019 Conference on Empirical Methods in Natural Language Processing*. Association for Computational Linguistics.
- Tal Schuster, Adam Fisch, and Regina Barzilay. 2021. [Get your vitamin C! robust fact verification with contrastive evidence](#). In *Proceedings of the 2021 Conference of the North American Chapter of the Association for Computational Linguistics: Human Language Technologies*, pages 624–643, Online. Association for Computational Linguistics.
- James Thorne and Andreas Vlachos. 2021. [Evidence-based factual error correction](#). In *Proceedings of the 59th Annual Meeting of the Association for Computational Linguistics and the 11th International Joint Conference on Natural Language Processing (Volume 1: Long Papers)*, pages 3298–3309, Online. Association for Computational Linguistics.
- James Thorne, Andreas Vlachos, Christos Christodoulopoulos, and Arpit Mittal. 2018. [FEVER: a large-scale dataset for fact extraction and VERification](#). In *Proceedings of the 2018 Conference of the North American Chapter of the Association for Computational Linguistics: Human Language Technologies, Volume 1 (Long Papers)*, pages 809–819, New Orleans, Louisiana. Association for Computational Linguistics.

Tu Vu, Mohit Iyyer, Xuezhi Wang, Noah Constant, Jerry Wei, Jason Wei, Chris Tar, Yun-Hsuan Sung, Denny Zhou, Quoc Le, et al. 2023. [Freshllms: Refreshing large language models with search engine augmentation](#). *arXiv preprint arXiv:2310.03214*.

David Wadden, Shanchuan Lin, Kyle Lo, Lucy Lu Wang, Madeleine van Zuylen, Arman Cohan, and Hannaneh Hajishirzi. 2020. [Fact or fiction: Verifying scientific claims](#). In *Proceedings of the 2020 Conference on Empirical Methods in Natural Language Processing (EMNLP)*, pages 7534–7550, Online. Association for Computational Linguistics.

Dustin Wright and Isabelle Augenstein. 2020. [Claim Check-Worthiness Detection as Positive Unlabelled Learning](#). In *Findings of the Association for Computational Linguistics: EMNLP 2020*, pages 476–488, Online. Association for Computational Linguistics.

Zhangyue Yin, Qiushi Sun, Qipeng Guo, Jiawen Wu, Xipeng Qiu, and Xuanjing Huang. 2023. [Do large language models know what they don't know?](#) In *Findings of the Association for Computational Linguistics: ACL 2023*, pages 8653–8665, Toronto, Canada. Association for Computational Linguistics.

Rowan Zellers, Ari Holtzman, Hannah Rashkin, Yonatan Bisk, Ali Farhadi, Franziska Roesner, and Yejin Choi. 2019. [Defending against neural fake news](#). In *Advances in Neural Information Processing Systems 32: Annual Conference on Neural Information Processing Systems 2019, NeurIPS 2019, December 8-14, 2019, Vancouver, BC, Canada*, pages 9051–9062.

Muru Zhang, Ofir Press, William Merrill, Alisa Liu, and Noah A. Smith. 2023a. [How language model hallucinations can snowball](#). *CoRR*, abs/2305.13534.

Yue Zhang, Yafu Li, Leyang Cui, Deng Cai, Lemao Liu, Tingchen Fu, Xinting Huang, Enbo Zhao, Yu Zhang, Yulong Chen, Longyue Wang, Anh Tuan Luu, Wei Bi, Freda Shi, and Shuming Shi. 2023b. [Siren's song in the AI ocean: A survey on hallucination in large language models](#). *CoRR*, abs/2309.01219.

Appendix

A Annotation Guidelines

Based on the annotation framework, we aim to construct a benchmark for evaluation, assessing whether a fact-checking pipeline is effective to detect and correct factual errors in texts. The benchmark comprises annotations for the whole fact-checking process spanning seven subtasks for 110 (question, response) pairs, in which most responses are generated by ChatGPT, some are by GPT-4. This section introduces the annotation guidelines, and Section 3 and 4 provides details of data collection and annotation.

For each example, annotators are given a pair of (question, response). A response is either an answer generated by LLMs responding to users' question, or a document returned by LLMs according to users' request. Annotators are required to give outputs of each step shown in Figure 1. We describe how to annotate for component subtasks throughout the pipeline, particularly clarify how to deal with possible ambiguous scenarios.

A.1 Decompose

It is subjective to decide the granularity of decomposition. We may aim to break down a long document into a set of atomic claims, while the definition of a atomic claim varies. Here, we practically apply the following strategy:

- Start by decomposing into single sentences.
- If the sentence contains too much information, break it into several components, but annotators do not overdo it, e.g., decomposing *Capitol Hill riots happened on January 6, 2021* to one claim for year and one for day.
- If several pieces of information are strongly dependent with each other, they are expected to co-occur in one snippet of evidence text, no more breaking-down is needed.

A.2 Decontextualise

The criteria of decontextualisation is to ensure that all separated statements fully preserve semantics presented in original context. For example, statement that *it happened on Jan 6, 2021* loses information in decomposition, which makes it uncheckable. In such cases, annotators should replace pronouns, such as *it, they, those, these, this, that*, with specific entities or events after decomposition. Decontextulisation is mostly needed over cases with coreference relation. For complex relation, such as two sentences are strongly dependent with each other, we encourage to go back to step of decomposition and keep the original text without breaking-down.

A.3 Identify checkworthy claim

We consider two aspects in check-worthiness identification:

- If a statement presents subjective opinions, then it is not check-worthy.
- If the objective facts presented in a statement are commonsense, as obvious as *sun rises from the east*, it is not worth checking.

Therefore, we regard a statement as check-worthy claim when it presents objective facts, and these facts are not apparent commonsense. There is a special case. If the objective facts presented in a statement are not publicly available information. Namely, we cannot collect any evidence over web pages related to the claim, such as personal experience. They are regarded as uncheckable claims.

Specifically, for each statement, annotators are asked to answer two questions. Which category does this claim fall into? (1) factual claim; (2) subjective opinion; (3) not a claim; and (4) other. Is this statement worth checking? (1) Yes; and (2) No.

A.4 Retrieve and collect evidence

Given a checkworthy claim, annotators are asked to search and collect five most relevant snippets of text as evidence based on general web pages (including Wikipedia pages). Annotators are allowed to use any forms of queries in retrieval, e.g. questions covering some aspects of the claim, or entities in the claim, and they need to record all queries and indicate those used for searching the most relevant evidence.

Note that five pieces of evidence is not a hard criteria. If less than five (even only one) pieces of evidence are sufficient to verify the input claim, and they are from reliable sources, annotators are allowed to collect <5 results. Meanwhile, if a claim involves a controversial topic, annotators are also encouraged to collect more than five results.

For each piece of evidence, record meta-data including (1) corresponding query, (2) citation (URL) of the web page from which this piece of evidence is extracted, (3) judgement of whether the source of evidence is reliable or not,⁸ and (4) indicator whether this individual evidence is sufficient to verify the input claim.

Aforementioned guidelines are applicable to claims for which there exist evidence over web pages. However, there are situations where there isn't any information in public web pages, e.g. personal experience. They are objective facts, but are not extensively known by the public. Put differently, they are uncheckable. Annotators can give empty list of evidence for uncheckable claims.

A.5 Identify evidence stance

Given a claim and five pieces of most relevant evidence, annotators judge whether the evidence supports, partially supports, refutes or is irrelevant to the claim (see definition of stance in Section 2).

A.6 Determine correction

For a claim, there will be K snippets of text (evidence), corresponding stance vectors $[s_1, s_2, \dots, s_K]$ and source reliability values $[r_1, r_2, \dots, r_K]$. We skip all irrelevant evidence and follow the criteria below to determine whether edits are needed for a claim.

- If the claim is completely supported by evidence, no edit.
- If the claim is completely refuted by evidence, check evidence and make edits accordingly one by one.
- If some evidence support the claim and some refute, this means there are conflicts between evidence. In such scenario, we consider both the source reliability and the number of evidence falling into each stance. If the voice of "refute" is stronger than "support", we make editing, otherwise remain original text.
- If some refute and some partially support, there are two possible situations depending on whether supported partition is the same as the refuted partition: (1) if what is supported and what is refuted are the same partition, there are conflicts between evidence, follow the steps above; and (2) if they support and refute different partition of the claim, edit the refuted partition.

A.7 Edit, Merge and Deduplicate

In correction, we keep the principle of making minimal edits against the original text to correct factual errors. Annotators do not add extra information provided by evidence that is not directly targeted at factual errors. No extra deletion, insertion and addition. Finally, annotators merge all statements either revised or original ones in order, and deduplicate repeated information with principle of minimal edits.

⁸Source reliability can also automatically be collected from MBFC/AllSides/Politifact/, but they apply for a small number of sources.

B Prompt to Generate Atomic Claims

Table 9: **Prompt** used to decompose and decontextualize a sentence into a set of independent atomic claims. We use three examples as demonstrations to elicit ChatGPT follow the instruction, and break the response into sentences, as well as breaking a sentence into atomic claims.

Field	Content
Prompt	<p>Depending the context, please breakdown the following sentence into independent facts.</p> <p>Context: The United States has had two black presidents: Barack Obama, who served two terms from 2009 to 2017, and Donald Trump, who served one term from 2017 to 2021. Obama was the first black president in the history of the United States. He was born in Honolulu, Hawaii, to a mother from Kansas and a father from Kenya. Trump was the second black president. He was born in New York City and previously served as a businessman and reality television personality.</p> <p>The sentence is: The United States has had two black presidents: Barack Obama, who served two terms from 2009 to 2017, and Donald Trump, who served one term from 2017 to 2021. Atomic facts for this sentence are:</p> <p>["The United States has had two black presidents: Barack Obama and Donald Trump.", "Black president Barack Obama served two terms from 2009 to 2017.", "Black president Donald Trump served one term from 2017 to 2021."]</p> <p>The sentence is: Obama was the first black president in the history of the United States. Atomic facts for this sentence are:</p> <p>["Obama was the first black president in the history of the United States."]</p> <p>The sentence is: He was born in Honolulu, Hawaii, to a mother from Kansas and a father from Kenya. Atomic facts for this sentence are:</p> <p>["Barack Obama was born in Honolulu, Hawaii.", "Barack Obama mother was from Kansas.", "Barack Obama father was from Kenya."]</p> <p>The sentence is: Trump was the second black president. Atomic facts for this sentence are:</p> <p>["Trump was the second black president."]</p> <p>The sentence is: He was born in New York City and previously served as a businessman and reality television personality. Atomic facts for this sentence are:</p> <p>["Donald Trump was born in New York City.", "Donald Trump previously served as a businessman", "Donald Trump previously served as a reality television personality."]</p>

Field	Content
	<p>Context: In 1980, the oldest justice on the United States Supreme Court was Justice William O. Douglas. He was born on October 16, 1898, and served on the Supreme Court from 1939 until his retirement in 1975. Therefore, in 1980, Justice Douglas was still alive and would have been the oldest serving justice on the Court at that time.</p> <p>The sentence is: In 1980, the oldest justice on the United States Supreme Court was Justice William O. Douglas.</p> <p>Atomic facts for this sentence are:</p> <p>["In 1980, the oldest justice on the United States Supreme Court was Justice William O. Douglas."]</p> <p>The sentence is: He was born on October 16, 1898, and served on the Supreme Court from 1939 until his retirement in 1975.</p> <p>Atomic facts for this sentence are:</p> <p>["Justice William O. Douglas was born on October 16, 1898." "Justice William O. Douglas served on the Supreme Court from 1939 until his retirement in 1975."]</p> <p>The sentence is: Therefore, in 1980, Justice Douglas was still alive and would have been the oldest serving justice on the Court at that time.</p> <p>Atomic facts for this sentence are:</p> <p>["Therefore, in 1980, Justice Douglas was still alive." "Justice William O. Douglas would have been the oldest serving justice on the Court in 1980."]</p> <p>Context: There have been only four female presidents of the United States in the country's history, so it is difficult to determine an average height for this group. The four female presidents were: 1.Abigail Adams (1797-1801) 2.Marilyn Carlson Nelson (2009-2013) 3.Luci Baines Johnson (1973-1977) 4.Hillary Clinton (2017-2021)</p> <p>The sentence is: There have been only four female presidents of the United States in the country's history, so it is difficult to determine an average height for this group.</p> <p>Atomic facts for this sentence are:</p> <p>["There have been only four female presidents of the United States in the country's history.", "It is difficult to determine an average height for four female presidents of the United States."]</p> <p>The sentence is: The four female presidents were: 1.Abigail Adams (1797-1801) 2.Marilyn Carlson Nelson (2009-2013) 3.Luci Baines Johnson (1973-1977) 4.Hillary Clinton (2017-2021)</p> <p>Atomic facts for this sentence are:</p> <p>["Abigail Adams (1797-1801) is a female president of the United States.", "Marilyn Carlson Nelson (2009-2013) is a female president of the United States.", "Luci Baines Johnson (1973-1977) is a female president of the United States.", "Hillary Clinton (2017-2021) is a female president of the United States."]</p> <p>Context: {} The sentence is: {} Atomic facts for this sentence are:</p>

Field	Content
Input	<p>Context: It is difficult to say exactly how many stars are formed in the Milky Way each year, as the rate of star formation can vary over time. However, it is generally thought that the Milky Way produces about one new star per year on average. This may seem like a small number, but keep in mind that the Milky Way is a vast galaxy with billions of stars, so even a small number of new stars added each year can add up quickly.</p> <p>First sentence of the document: It is difficult to say exactly how many stars are formed in the Milky Way each year, as the rate of star formation can vary over time.</p>
Output	<p>Atomic facts for this sentence are:</p> <p>["It is difficult to say exactly how many stars are formed in the Milky Way each year.,", "The rate of star formation in the Milky Way can vary over time."]</p> <p>The sentence is: However, it is generally thought that the Milky Way produces about one new star per year on average.</p> <p>Atomic facts for this sentence are:</p> <p>["The Milky Way produces about one new star per year on average."]</p> <p>The sentence is: However, This may seem like a small number, but keep in mind that the Milky Way is a vast galaxy with billions of stars, so even a small number of new stars added each year can add up quickly.</p> <p>Atomic facts for this sentence are:</p> <p>["The Milky Way is a vast galaxy with billions of stars.", "Even a small number of new stars added each year can add up quickly in the Milky Way."]</p>

C Confusion Matrix of Subtasks

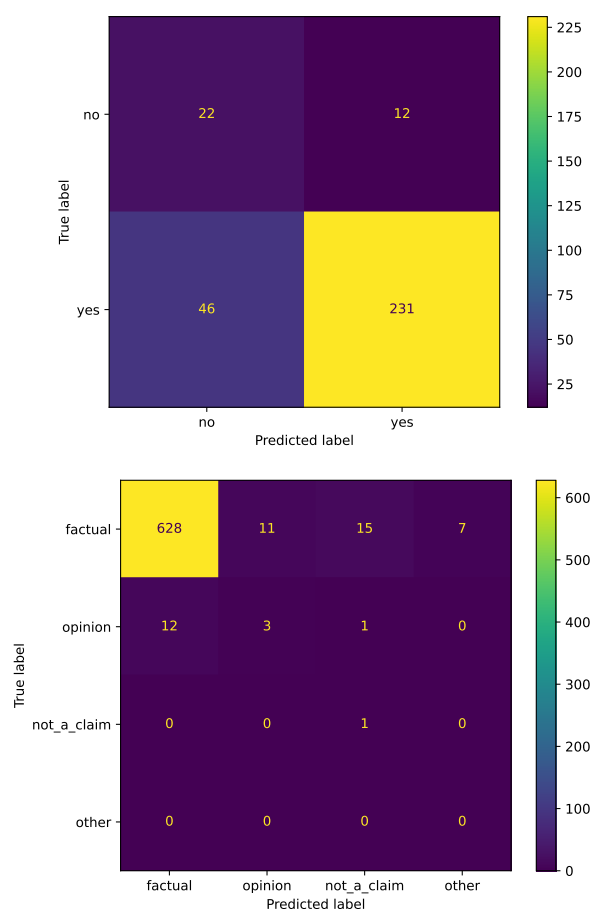


Figure 8: **ChatGPT checkworthiness** detection confusion matrix: sentence (top) and claim (bottom)

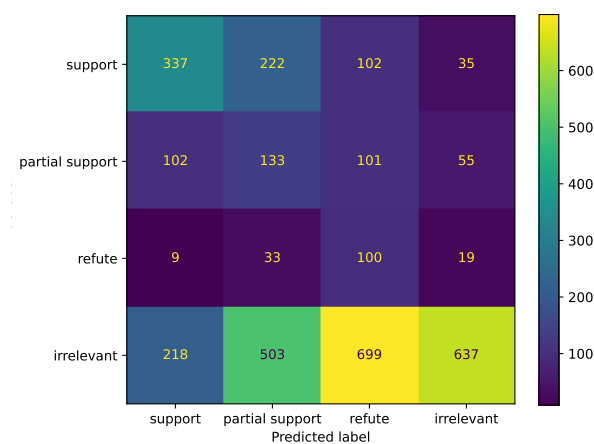


Figure 9: **(claim, evidence) Stance** detection confusion matrix based on ChatGPT with four labels: completely support (support in short in the figure), partial support, refute and irrelevant.

label	LLaMA2			ChatGPT			RoBERTa-large-mnli		
	Prec	Recall	F1	Prec	Recall	F1	Prec	Recall	F1
irrelevant	0.69	0.54	0.61	0.85	0.47	0.60	0.71	0.52	0.60
refute	0.06	0.49	0.10	0.14	0.53	0.22	0.15	0.65	0.24
support	0.48	0.12	0.19	0.53	0.76	0.63	0.75	0.65	0.69

Table 10: **Stance** detection by prompting zero-shot ChatGPT, LLaMA2 and employing a fine-tuned NLI model in three label space: support, refute and irrelevant.

D Example of Subtask 5

Prompt1 without question	<p>Given a document containing factual errors, please correct the errors in the document depending on a corresponding list of factually true claims. Note that preserve the linguistic features and style of the original document, just correct factual errors.</p> <p>document: {response} true claims: {correct claims} revised document:</p>
Prompt2 with question	<p>Given a question, and an answer containing factual errors, please correct the errors in the document depending on a corresponding list of factually true claims. Note that preserve the linguistic features and style of the original document, just correct factual errors.</p> <p>question: {prompt} document: {response} true claims: {claims} revised document:</p>
Question Response	<p>Who was the oldest justice on the US supreme court in 1980?</p> <p>In 1980, the oldest justice on the United States Supreme Court was Justice William O. Douglas. He was born on October 16, 1898, and served on the Supreme Court from 1939 until his retirement in 1975. Therefore, in 1980, Justice Douglas was still alive and would have been the oldest serving justice on the Court at that time.</p>
Correct claims	<p>In 1980, the oldest justice on the United States Supreme Court was Justice William J. Brennan Jr. Justice William O. Douglas was born on October 16, 1898. Justice William O. Douglas served on the United States Supreme Court from 1939 until his retirement in 1975. In 1980, Justice William O. Douglas died. Justice William O. Douglas was the oldest serving justice in the history United States Supreme Courtt, sat on the Court from 1939 to 1975 and died in 1980.</p>
Human revision	<p>In 1980, the oldest justice on the United States Supreme Court was Justice William J. Brennan Jr.</p>
Prompt1, GPT-3.5-turbo	<p>In 1980, the oldest justice on the United States Supreme Court was Justice William J. Brennan Jr. He was born on October 16, 1898, and served on the Supreme Court from 1939 until his retirement in 1975. Therefore, in 1980, Justice Douglas had already passed away and would not have been the oldest serving justice on the Court at that time.</p>
Prompt1, GPT-4	<p>In 1980, the oldest justice on the United States Supreme Court was not Justice William O. Douglas, but rather Justice William J. Brennan Jr. Justice Douglas, who was born on October 16, 1898, notably served on the Supreme Court from 1939 until his retirement in 1975. However, by 1980, Justice Douglas was no longer alive, having passed away that year. Previously, he had held record as the oldest serving justice in the history of the United States Supreme Court.</p>
Prompt2, GPT-3.5-turbo	<p>In 1980, the oldest justice on the United States Supreme Court was Justice William J. Brennan Jr. He was born on October 16, 1898 and served on the Supreme Court from 1939 until his retirement in 1975. Therefore, in 1980, Justice Douglas had already passed away and Justice Brennan would have been the oldest serving justice on the Court at that time.</p>
Prompt2, GPT-4	<p>In 1980, the oldest justice on the United States Supreme Court was Justice William J. Brennan Jr., not Justice William O. Douglas. While Justice Douglas was indeed born on October 16, 1898, and served on the Supreme Court from 1939 until his retirement in 1975, in 1980, he was no longer alive, contrary to the original claim. It's true that Justice Douglas was considered the oldest serving justice in the history of the United States Supreme Court, his tenure spanning from 1939 to 1975, but by 1980, he had passed away. Thus, the distinction of being the oldest justice on the Supreme Court in 1980 goes to Justice Brennan Jr.</p>

Table 11: Outputs (revised response) comparison using different prompts and models (GPT-3.5-turbo and GPT-4). The response by Prompt1 using GPT-4 is preferred.

E Annotation Interfaces

E.1 Decomposition, Decontextualization and Check-worthiness detection

Example 1

Who was the oldest justice on the US supreme court in 1980?

1. In 1980, the oldest justice on the United States Supreme Court was Justice William O. Douglas.

2. He was born on October 16, 1898, and served on the Supreme Court from 1939 until his retirement in 1975.

3. Therefore, in 1980, Justice Douglas was still alive and would have been the oldest serving justice on the Court at that time.

Please upload a generated result json.

UPLOAD0_screen1.json

Plase select a sentence by clicking it on the left.

1. In 1980, the oldest justice on the United States Supreme Court was Justice William O. Douglas.

Decontextualized sentence

COPY

Is this sentence the most important one to answer the question?

☒ Yes ☐ No, intermediate ☐ No, not important

Does the sentence contain statements requiring fact-checking (checkworthy)?

☒ Yes ☐ No

Please add claims if you see any.

Statement 1

In 1980, the oldest justice on the United States Supreme Court was Justice William O. Douglas.

In 1980, the oldest justice on the United States Supreme Court was Justice William O. Douglas. COPY

What type of claim is this statement?

☒ Factual Claim ☐ Opinion ☐ Not a Claim (e.g. a question) ☐ Other (e.g. I'm a language model...)

REMOVE

Which statement is the most important statement in the sentence:

1

ADD CLAIMSAVE

Figure 10: Screenshot of the first annotation interface for Decomposition, Decontextualization and Check-worthiness detection.

E.2 Evidence stance identification and Claim correction

In 1980, the oldest justice on the United States Supreme Court was Justice William O. Douglas.

1. In 1980, the oldest justice on the United States Supreme Court was Justice William O. Douglas.

PLEASE UPLOAD A GENERATED RESULT JSON

UPLOAD 0 screen2.json

PLEASE SELECT A CLAIM BY CLICKING IT ON THE LEFT.

1. In 1980, the oldest justice on the United States Supreme Court was Justice William O. Douglas.

Evidence 1

This is a chronologically ordered list of Supreme Court justices, from the earliest to the most recent. The date the justice took the judicial oath is used as the beginning date of service. Chief justices are denoted by italic text. John Jay (1789-95) James Wilson (1789-98) John Rutledge (1789-91) William Cushing (1790-91) John Blair (1790-96) James Iredell (1790-99) Thomas Johnson (1792-93) William Patterson (1793-1800) Samuel Chase (1796-1811) Oliver Ellsworth (1796-1800) Bushrod Washington (1799-1826) Alfred Moore (1800-04) John Marshall (1801-35) William Johnson (1804-34)

Does this evidence support the claim?

☐ Completely support ☐ Partially support ☒ Refute ☐ Irrelevant

Evidence 2

United States Senate. This article incorporates public domain material from Justice 1789 to Present. United States Supreme Court. before judgment Cert. denied as improvidently granted Grant, vacate, remand Shadow docket In chambers opinion Current members Chief justice: John Roberts Associate justices:

Does this evidence support the claim?

☐ Completely support ☐ Partially support ☐ Refute ☒ Irrelevant

Evidence 3

The Supreme Court of the United States is the final court of appeal and final expounder of the Constitution of the United States. The justices are appointed by the president of the United States and must be confirmed by the U.S. Senate. The chief justice of the United States is also appointed by the president and must be confirmed by the Senate. The number of justices fluctuated in the 18th and 19th centuries until 1869, when it was set at nine. A plan by Pres...

Does this evidence support the claim?

☐ Completely support ☐ Partially support ☐ Refute ☒ Irrelevant

Evidence 4

The Supreme Court of the United States is the highest ranking judicial body in the United States. Established by Article III of the Constitution, the detailed structure of the Court was laid down by the 1st United States Congress in 1789. Congress specified the Court's original and appellate jurisdiction, created 13 judicial districts, and fixed the number of justices at six - one chief justice and five associate justices. The number of justices on the Supreme Court changed six times before settling at the present total of nine in 1869. [1] The following tables detail the succession of justices of the Supreme Court of the United States by seat.

Does this evidence support the claim?

☐ Completely support ☐ Partially support ☐ Refute ☒ Irrelevant

Evidence 5

www.supremecourt.gov. Supreme Court of the United States. Archived from the original on December 7, 2020. Retrieved January 21, 2018. ^

Does this evidence support the claim?

☐ Completely support ☐ Partially support ☐ Refute ☒ Irrelevant

Can you determine whether the claim is true or false by evidence alone?

☐ Yes ☒ No

Please search relevant evidence and add in the box below.

William J. Brennan (1906 - 1997) was the oldest justice on the United States Supreme Court in 1980. From table information from Wikipedia: https://en.wikipedia.org/wiki/List_of_justices_of_the_Supreme_Court_of_the_United_States, We can see that in 1980, William J. Brennan is the oldest alive justice.

Does this claim need to be corrected?

☒ Yes ☐ No

In 1980, the oldest justice on the United States Supreme Court was William J. Brennan.

self retrieved

Save

DOWNLOAD COMMENTED JSON

Figure 11: Screenshot of the second annotation interface: Evidence stance identification and Claim correction.

E.3 Claim Merge and Deduplication

Who was the oldest justice on the US supreme court in 1980?

1. In 1980, the oldest justice on the United States Supreme Court was Justice William O. Douglas.
2. He was born on October 16, 1898, and served on the Supreme Court from 1939 until his retirement in 1975.
3. Therefore, in 1980, Justice Douglas was still alive and would have been the oldest serving justice on the Court at that time.
 - a. Therefore, in 1980, Justice Douglas was still alive.
 - b. William J. Brennan would have been the oldest serving justice on the Court in 1980.

Please upload a generated result json.

UPLOAD 0_screen3.json

Please select a sentence by clicking it on the left.

Sentence 1:

In 1980, the oldest justice on the United States Supreme Court was William J. Brennan.

Sentence 2:

Justice William O. Douglas was born on October 16, 1898 and served on the Supreme Court from 1939 until his retirement in 1975.

Sentence 3:

Therefore, in 1980, Justice Douglas was still alive, but William J. Brennan would have been the oldest serving justice on the Court in 1980.

Please Merge All Revised Sentences, duplicate and make coherent:

In 1980, the oldest justice on the United States Supreme Court was William J. Brennan. Justice William O. Douglas was born on October 16, 1898 and served on the Supreme Court from 1939 until his retirement in 1975. Therefore, in 1980, Justice Douglas was still alive, but William J. Brennan would have been the oldest serving justice on the Court in 1980.

MERGE ALL

SAVE

DOWNLOAD COMBINED JSON

Figure 12: Screenshot of the third annotation interface: Claim Merge and Deduplication.