

Interpretable by Design: Wrapper Boxes Combine Neural Performance with Faithful Explanations

Yiheng Su and Junyi Jessy Li and Matthew Lease

The University of Texas at Austin
{sam.su, jessy, ml}@utexas.edu

Abstract

Can we preserve the accuracy of neural models while also providing faithful explanations? We present *wrapper boxes*, a general approach to generate faithful, example-based explanations for model predictions while maintaining predictive performance. After training a neural model as usual, its learned feature representation is input to a classic, interpretable model to perform the actual prediction. This simple strategy is surprisingly effective, with results largely comparable to those of the original neural model, as shown across three large pre-trained language models, two datasets of varying scale, four classic models, and four evaluation metrics. Moreover, because these classic models are *interpretable by design*, the subset of training examples that determine classic model predictions can be shown directly to users.

1 Introduction

Deep neural networks (DNNs), especially pre-trained large language models (Devlin et al., 2019; Lewis et al., 2020; Floridi and Chiriatti, 2020; Chung et al., 2022), are widely used in practice due to their superior performance across many tasks. However, these more complex “black box” models are also increasingly inscrutable, especially to non-experts. When performance gains come at the cost of reduced interpretability, this represents a significant tradeoff impacting practical use.

Because predictive models are almost always fallible in practice, model explanations play a key role in enhancing user understanding of model uncertainty, error diagnosis, and identification of biases (Lertvittayakumjorn and Toni, 2021; Teso et al., 2021; Suresh et al., 2022). While such interpretability is valuable in general, it can be essential in high-stakes domains such as law, health, and finance, where interpretability may be crucial (Rudin, 2019; Bhatt et al., 2020; Stiglic et al., 2020).

Furthermore, interpretable models are also essential in some settings for compliance with prescribed ethics, safety, and accountability measures, especially when legally required by “the right to explanation” under the European Union’s General Data Protection Regulation (Samek and Müller, 2019).

In contrast with today’s neural models, classic “white box” methods, such as k -nearest neighbor (k NN) and decision tree (DT), are inherently interpretable, or *interpretable by design* (Rudin, 2019). However, because current neural models are typically far more performant, such classic models are rarely used today outside of settings wherein high interpretability is strongly desired or necessary.

Ideally, models would be both performant and interpretable. Recent work has thus proposed novel models to bring together the interpretability of classic models with the strong predictive performance of today’s neural models (Wang et al., 2017, 2018; Papernot and McDaniel, 2018a; Wallace et al., 2018; Rajani et al., 2019; Rajagopal et al., 2021).

To combine neural performance with faithful explanations, we propose *wrapper boxes* that “wrap” a given neural model with one or more white box classic models that are interpretable by design. Building upon the tradition of fitting fully connected (linear) layers on neural representations (Krizhevsky et al., 2012; Simonyan and Zisserman, 2015; He et al., 2016a; Devlin et al., 2019), we fit white classic models on extracted neural representations for inference. The reasoning process of wrapper boxes can then be faithfully explained by showing the specific training examples that led to each prediction. **Figure 1** illustrates the wrapper box pipeline, along with a qualitative example showcasing its application in toxic speech detection (Hartvigsen et al., 2022).

Example-based explanations are particularly well-suited to classification tasks that involve categorizing similar instances under the same class. This work considers two tasks with varying data

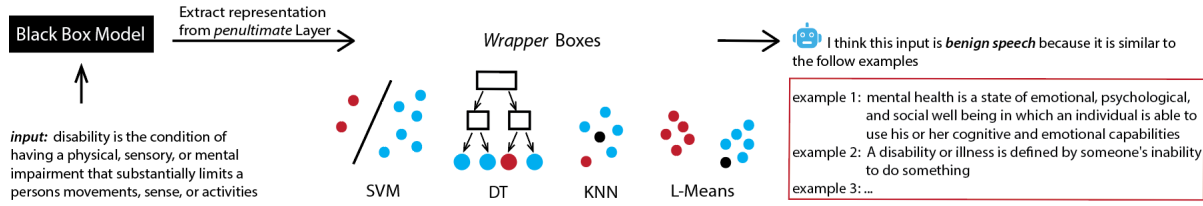


Figure 1: Four wrapper box approaches are illustrated for a toxic language detection task. Red and blue dots denote harmful vs. benign speech. Smaller dots represent examples, while larger dots represent clusters (e.g., DT leaf nodes). A neural model’s penultimate layer provides the feature representation for the wrapper boxes. Our results show that wrapper boxes achieve comparable performance to the underlying neural models while also providing intuitive, example-based explanations via *interpretable by design* wrapper models (described in Section 5).

scales: toxic speech detection and natural language inference. We evaluate the wrapper box strategy across these tasks for three pre-trained language models (BART-large, DEBERTA-large, and Flan-T5-large) and four classic models: k NN, DT, support vector machine (SVM), and k -means.

Across these configurations and four evaluation metrics, results show that predictive performance of wrapper boxes is largely comparable to the original language model. When using Flan-T5-large, results are never significantly different. While some statistically significant differences are observed (12%–27% across our datasets), this includes cases where the wrapper box performs significantly better and worse than the base neural model. For cases where performance is significantly worse, the usual trade-off argument of performance vs. interpretability can be made, bolstered by the vast majority of cases where no statistically significant difference is observed.

Overall, we find strong evidence that wrapper boxes effectively combine the strengths of both deep learning (performance) and classic models (interpretability). We complement these quantitative results with illustrative examples and discuss limitations and future work.

2 Related Work

Explainable Models Prior interpretable approaches generally sought to explain DNN predictions in one of two ways. Most work focuses on post hoc methods that explain a pre-trained model retroactively (Madsen et al., 2022). This includes input attribution (Ribeiro et al., 2016; Wang et al., 2018; Mosca et al., 2022; Nielsen et al., 2022) and attention-based (Serrano and Smith, 2019; Sun and Lu, 2020) methods. Others seek to design inherently interpretable (Rudin, 2019; Sudjianto and Zhang, 2021) models instead, such as prototype

networks (Das et al., 2022; Wen et al., 2023).

Both techniques offer strengths and limitations. Post hoc methods are more versatile and readily applicable but can lead to unfaithful or misleading explanations (Basu et al., 2021; Zhang et al., 2021). On the other hand, inherently interpretable methods by design offer faithful explanations but may sacrifice performance in doing so (Du et al., 2019).

Example-based Explanations Both input attribution and example-based explanations seek to explain model predictions in relation to observable data (i.e., inputs and training examples) rather than latent representations. This allows feature representations to be optimized for predictive performance without complicating explanations for end-users.

Unlike input attribution methods, example-based explanations (Keane and Kenny, 2019) aim to identify similar training inputs as analogical justification for model predictions. Case-based explanations for non-case-based methods predate the era of deep learning and large-scale pre-training, where Caruana et al. (1999) propose treating the activation patterns of hidden nodes in a multi-layer perceptron as features for 1-nearest neighbor and decision trees. Most prior work offers post hoc case-based reasoning via influence functions that show the training points most critical to a specific prediction as explanations (Koh and Liang, 2017; Han et al., 2020; Wallace et al., 2020; Pruthi et al., 2020). Rajagopal et al. (2021) offer an inherently interpretable model, although derived concepts (non-terminal phrases) for explanation are at best partially faithful. **Table 1** compares our work with some other example-based explanation works.

Prior literature has consistently validated example-based explanations’ significance, utility, and effectiveness. Rudin et al. (2022) argues that building case-based systems is one of ten grand challenges for interpretable machine learning to-

ProtoTex (Das et al., 2022)	Full network training necessary. Fully or partially faithful by retrieving examples closest to learned prototypes.
SelfExplain (Rajagopal et al., 2021)	Full network training necessary. Partially faithful via post-hoc estimates with learned representations in interpretability layers.
Influence functions (Koh and Liang, 2017)	No training but high runtime $\mathcal{O}(np^2 + p^3)$ (n: dataset size, p: number of model parameters). Not faithful (post-hoc estimate only) but agnostic to underlying architecture.
This work	No neural model retraining needed; classic wrapper box models are trained as appropriate. Fully or partially faithful depending on examples shown, agnostic to underlying representations.

Table 1: A comparison of this work among prior work in example-based explanations. For wrapper boxes, loss in fidelity can only occur intentionally if fewer training examples are shown in the explanation to reduce information overload (see Case II from Table 2).

day, appealing to the natural tendencies of humans to reason by analogies (Aamodt and Plaza, 1994; Sørmo et al., 2005; Richter and Weber, 2016). Benefits of example-based explanations include enhanced model understanding (simulatability), improved complementary performance, increased user trust as well as uncovering data artifacts and errors (Koh and Liang, 2017; Yeh et al., 2018; Papernot and McDaniel, 2018b; Cai et al., 2019; Kenny and Keane, 2019; Hase and Bansal, 2020; Han et al., 2020; Rajagopal et al., 2021; Das et al., 2022; Chen et al., 2023).

These studies show that example-based explanations are especially effective in the vision and text domains, given the intuitive nature of images and words (Carvalho et al., 2019). Furthermore, in health and law, where decisions rely on historical precedents, case-based reasoning can assist users in developing intuitions for a model’s inference procedure (Ayoub et al., 2021; Zhou et al., 2021).

Some studies have found that other forms of explanation were preferred over case-based explanations (Binns et al., 2018; Dodge et al., 2019; Wang and Yin, 2021). However, none of the evaluated case-based systems presented faithful explanations. If training data is private or inaccessible, example-based explanations are impossible (Dodge, 2022).

Deep k NN We build on Papernot and McDaniel (2018a)’s DKNN methodology for deep convolutional neural networks on image classification tasks. Wallace et al. (2018) apply a conformal version of DKNN to text classification using long short-term memory (LSTM) networks. Similarly, Rajani et al. (2020) augment BERT (Devlin et al., 2019) and ROBERTA (Liu et al., 2019) with k NN as backoff to improve performance. Wang et al. (2017) leverage bi-directional LSTM (BiLSTM) embeddings from both the input and retrieved nearest neighbors for neural inference.

We generalize DKNN to a broader suite of wrapper box models, experimenting in this work specifically with support vector machines (SVMs), decision trees (DTs), clustering-based classification, and k NN. This differs from prior approaches, which rely on traditionally learned linear components to forecast decisions (Koh and Liang, 2017; Rajagopal et al., 2021; Das et al., 2022)

Our framework is arguably the easiest to understand, implement, and reproduce. We do not modify the original model architecture nor require additional computation beyond fitting white boxes and one additional pass through the training set to extract representations, which may be done offline. Our approach thus avoids expensive operations required by prior approaches, such as approximating inverted Hessian gradients (influence functions) or training a network from scratch (SelfExplain, ProtoTex). Finally, wrapper boxes are more general. Unlike prior works, the wrapper box framework is designed to be dataset, model, and task-agnostic.

3 Example-based Explanation Tradeoffs

We focus on *interpretable by design* predictive models that tie inference directly to specific training examples, enabling each prediction to be faithfully explained via those same training examples that influenced the model’s prediction.

To better elucidate the design space for working with such models, this section illustrates possible tradeoffs between three key variables of interest: predictive performance, explanation *faithfulness*, and explanation *simplicity*. In Section 5, we will discuss how such tradeoffs can be operationalized in practice for our specific wrapper box models.

3.1 Conceptual Tradeoffs

Assume the prediction model consults n training examples to make a prediction for a given input. Furthermore, assume that $m \leq n$ of these train-

Case	Inference Examples	Explanation Examples	Performance	Faithfulness	Simplicity
I	All Relevant	All Relevant	✓	✓	○
II	All Relevant	Subset	✓	○	✓
III	Subset	Subset	○	✓	✓

Table 2: *Interpretable by Design* models permit tradeoffs between key outcome variables – predictive performance, explanation faithfulness (or fidelity), and explanation simplicity – based on which training examples are used to make a prediction vs. to explain it. Which training examples are *relevant* to a given prediction is model-specific.

ing examples are shown to explain the prediction. When $m = n$, this explanation is fully faithful to the actual prediction. However, if n is very large, showing all $m = n$ of these training examples to explain the prediction may induce cognitive overload (Marois and Ivanoff, 2005; Abdul et al., 2020).

To simplify the explanation, one could reduce it to a smaller subset of $m < n$ of the training examples used in prediction. However, this would compromise explanation fidelity. Alternatively, the number of training examples n used in prediction could be reduced. With a smaller n , all $m = n$ examples could be shown, boosting explanation simplicity while preserving fidelity, but possibly at the cost of reduced performance.

Table 2 further illustrates the range of possible tradeoffs by presenting three scenarios, Cases I-III.

Case I achieves high predictive performance and explanation fidelity but sacrifices explanation simplicity. By leveraging all relevant training examples in prediction, we expect to maximize performance. In addition, because all training examples influencing prediction are used to explain it, the explanation is fully faithful. However, explaining model predictions via a large number of training examples can induce information overload, hurting explanation simplicity.

Case II achieves high predictive performance and explanation simplicity but sacrifices explanation fidelity. Like Case I, all relevant training examples are used to make the prediction, maximizing performance. However, to simplify the explanation, only a subset of the training examples used to make the prediction is used to explain it. While this simplifies the explanation for the user, it sacrifices explanation fidelity to achieve this.

Finally, Case III sacrifices predictive performance to optimize explanation fidelity and simplicity. In this case, only a subset of relevant training examples is used to make the prediction, reducing performance. However, the same subset used to make the prediction is also used to explain it, yielding a faithful explanation. The virtue of having fewer training examples in the explanation is its

simplicity, making it easier to understand.

4 Learning Feature Representations

As shown in **Figure 1**, we start with a fine-tuned neural model that acts as a task-specific encoder to learn high-quality embeddings for the input text. Whereas traditional neural models often fit linear classifiers on learned representations, we extract these representations for use by various classic, white box classifiers. This substitution thus enables prediction supported by faithful, example-based explanations and is agnostic to the neural architecture, training procedure, and data used.

Our only assumption about the neural model is the ability to extract hidden states (or some form of encoded inputs). Following training, another pass is made through training data to extract hidden states per token from the penultimate layer.

For the sentence-level prediction tasks considered in this work, we mean pool across tokens to obtain sentence-level representations (Section A considers alternatives). Because wrapper boxes rely on feature encodings for prediction, they should be stored in a format supporting fast access. We use in-memory `Numpy` arrays.

5 Wrapper Box Models

Classic wrapper box models forecasts using extracted sentence representations. We consider four such *interpretable by design* models in which inference is directly linked to training examples, enabling their predictions to be faithfully and intuitively explained based on relevant training examples. Wrapper boxes do not aim to approximate the neural baseline. Hence, both the neural encoder and the extracted high-dimensional representations remain opaque. Instead, our approach leverages fine-tuned representations to exploit neural performance while enabling example-based explanations faithful to the wrapper boxes. See section 8 for further discussion.

Building on the conceptual discussion of example-based explanations in Section 3, assume the classic model consults n training examples

to make a prediction for a given input and that $m \leq n$ of these training examples are shown to explain the prediction. When $m < n$ (sacrificing explanation fidelity to boost explanation simplicity), a specific consideration is how each model selects which subset of m examples to show. Intuitively, the m examples should be a representative sample of the complete set of n examples to avoid introducing bias and misleading users (Lakkaraju and Bastani, 2020). Similarly, when n is reduced (to simplify explanations while preserving $m = n$ explanation fidelity), how to select the smaller subset n of training examples is also model-specific.

k Nearest Neighbors (k NN) k NN predicts the class label for each input according to the dominant class of the k most similar training examples. The nearest neighbors consulted thus constitute faithful, example-based explanations for model predictions.

The simplest, unweighted k NN model performs majority voting, whereas weighted k NN weights neighbors by proximity to the input instance. Early experiments comparing these schemes show results across small values of k (1, 3, 5, 7, and 9) were fairly comparable. For this reason, our main results report unweighted k NN with $k = 5$. We utilize K-D trees (Bentley, 1975) for efficiently retrieving nearest neighbors.

Explanations and Tradeoffs. k NN uses $n = k$ training examples to make a prediction. While we observed relatively small performance differences across the narrow range of $k = n$ values considered above, larger n generally improve predictive performance, while smaller m will simplify explanations. Because k NN inherently orders training examples by proximity to the input, training examples can be easily downsampled, either to make predictions (reduced n) or explain them ($m < n$).

However, when $m < n$ (reducing explanation fidelity to simplify the explanation), the majority label of the m nearest neighbors could differ from that of the n nearest neighbors, making the explanation inconsistent with the prediction. In this case, it may be more intuitive to explain the prediction by the m nearest neighbors whose majority label matches that of the n nearest neighbors.

Support Vector Machines (SVMs) A SVM classifies inputs by fitting a hyperplane based on support vectors that maximize class separation. Because inference is entirely based on support vectors, they can serve as faithful, example-based explanations for SVM predictions. SVM is thus

more scalable to large datasets since only support vectors must be stored (unlike k NN). SVMs also tend to be more effective than k NN in high dimensional spaces, which is particularly advantageous for high dimensionality DNN encodings (Erfani et al., 2016). We use linear kernels in this work, which have been shown to achieve similar performance compared to nonlinear kernels for neural embeddings (Erfani et al., 2016).

Explanations and Tradeoffs. Whereas k NN explains via training examples that resemble a specific input, SVM’s support vectors remain constant over all inputs. For this reason, showing support vectors to users may be less intuitive without also showing the induced hyperplane. However, doing so would diverge from our strategy of explaining model predictions only via observable training examples without reference to latent representations.

In addition, when the number n of support vectors is large, showing all n examples could induce information overload. To reduce n , sparse SVMs (Zhou, 2022) could be used. Reducing m is more challenging, as downsampling here should select the support vectors that best approximate the hyperplane (Lin and Yeh, 2009). In addition, any visualization of the hyperplane requires dimensionality reduction (McInnes et al., 2020) of the DNN feature encoding. We do not investigate directions for reducing either SVM’s n or m in this work.

Decision Trees (DTs) Decision trees learn a set of rules that act as hyperplanes. Given an input, these rules specify a decision path from the root to a given leaf node. Prediction is based on a majority vote over all training examples assigned to that leaf node. Once constructed, a DT requires the least computation for prediction since decision rules are just simple conditionals. One could even discard all training data after DT construction since only the majority label per leaf node and the final set of rules are needed for inference. However, training data must be kept if we wish to provide example-based explanations (Caruana et al., 1999).

Explanations and Tradeoffs. Just as k NN labels an input by a majority vote of the k nearest training examples, DT uses a similar vote of the given leaf node’s training examples. In both cases, these training instances constitute faithful example-based explanations of the model’s prediction. However, whereas k NN directly selects training examples by similarity to the input, the similarity of leaf node training examples to the input is less direct.

Because the number of training examples n used to make a prediction (for a given leaf node) may be large, faithfully showing all $m = n$ of the training examples to explain the prediction may induce information overload. Just as k NN downsampling would intuitively select the training examples most similar to the input, DT downsampling would also select the most central training examples in the leaf node (to best represent the complete leaf set). When $m < n$ (reducing explanation fidelity to boost simplicity), just as k NN selects the m nearest neighbors whose majority label matches the predicted label, DT selects the m most central training examples whose majority label similarly matches the prediction.

While we can faithfully explain DT’s prediction in relation to leaf training examples, we cannot explain why a given input maps to a given leaf node without showing DT rules based on latent features. However, users can still inspect the leaf training examples and verify their similarity to the input.

L-Means We hypothesize that instances with the same class label may naturally cluster together, assuming a high-quality feature encoding of the domain (such as learned by a fine-tuned DNN).

Inference for L -means is the simplest of all wrapper boxes: given an input, we find the closest cluster centroid and assign its label to the input. This reduces the full training set to L representative cluster centroids, which can be considered rudimentary *prototypes* (Hase et al., 2019; Das et al., 2022). Like DT, inference only requires the majority label of relevant training examples. The entire training set could be discarded once cluster centroids and labels are determined.

Explanations and Tradeoffs. As in Das et al. (2022), because cluster centroids are latent, they cannot be shown to users. Instead, we must explain model predictions via the training examples that induce each centroid and whose aggregated vote assigns the centroid label.

As with other models, when the number n of voting training examples is large, showing all n examples to the user can induce information overload. Similar to how DT downsampling selects the most central training examples in the leaf node (to best represent the leaf), L -Means downsampling selects the most central training examples in the cluster (to best represent it). When $m < n$ (reducing explanation fidelity to boost simplicity), just as

k NN selects the m nearest neighbors whose majority label matches the predicted label, L -Means selects the m most central training examples in the cluster whose majority label similarly matches the prediction.

6 Evaluation

Our key contribution in this work is wrapping classic, *interpretable by design* models around modern, performant neural models. Given this focus, comparing the predictive performance of wrapper boxes vs. underlying neural models is central to establishing the viability of the wrapper box method. Because modern neural models are trained to produce linearly separable representations, we expect wrapper boxes to benefit from this learned separability of embeddings and achieve comparable performance. To this end, we evaluate the predictive performance of wrapper boxes on two classification tasks: binary toxic speech classification and ternary natural language inference. Below, we describe the two datasets, three pre-trained large language transformers, and our significance testing methodology.

Because the classic models we adopt (e.g., k NN, SVM, DT, etc.) have a long and distinguished history as interpretable models, we assume the value of their explanations is already well-established. However, it is less clear how users may prefer to balance tradeoffs in predictive performance, explanation *faithfulness*, and explanation *simplicity* in different task settings. We leave such human-centered evaluation for future work (Section 11.3).

6.1 Datasets

TOXIGEN (Hartvigsen et al., 2022) consists of offensive and benign English statements automatically generated by GPT-3 (Brown et al., 2020). We evaluate over the 9,900 gold instances (i.e., human-validated), ignoring other instances that lack human verification. Each instance is assigned both human and AI toxicity labels on a 5-point scale. We map labels 1-3 to *non-toxic* and labels 4-5 as *toxic* for binary classification. Based on Hartvigsen et al.’s 90/10 train-test split, we section off a validation set, resulting in a 70/20/10 train-eval-test split. We employ stratified sampling and maintain a 75/25 ratio of benign to toxic speech in each split.

E-SNLI (Camburu et al., 2018) adds crowd-sourced natural language explanations for the 569,033 English premise-hypothesis pairs originally annotated in SNLI (Bowman et al., 2015).

		BART-large				DEBERTA-large				Flan-T5-large			
		Acc.	Prec.	Rec.	F1	Acc.	Prec.	Rec.	F1	Acc.	Prec.	Rec.	F1
TOXIGEN	Original	80.85	67.69	70.07	68.86	82.77	70.47	73.94	72.16	81.38	72.43	61.97	66.79
	KNN	+0.75	+3.10	-3.52	-0.26	+0.95	+5.02	-5.63	-0.44	0.00	-0.72	+1.41	+0.50
	SVM	-1.38	-2.47	-1.41	-1.96	-0.86	-1.21	-1.76	-1.47	-0.21	-2.54	+4.23	+1.20
	DT	+0.32	+5.08	-9.86	-2.96	-0.22	+5.62	-12.32	-4.07	-0.10	+0.26	-1.05	-0.51
	L-Means	-0.96	-2.01	+0.01	-1.06	-0.54	+0.65	-4.57	-1.93	-0.21	-0.05	-1.05	-0.63
E-SNLI	Original	90.28	90.27	90.27	90.27	91.75	91.84	91.76	91.78	90.85	90.82	90.82	90.82
	KNN	+0.11	+0.14	+0.11	+0.12	-0.77	-0.84	-0.79	-0.80	-0.62	-0.62	-0.61	-0.61
	SVM	+0.44	+0.43	+0.43	+0.43	+0.40	+0.32	+0.38	+0.37	-0.04	-0.05	-0.04	-0.05
	DT	-3.99	-3.66	-3.95	-3.89	-0.10	-0.12	-0.12	-0.11	-0.08	-0.09	-0.08	-0.09
	L-Means	-2.82	-1.76	-2.75	-2.62	-0.84	-0.45	-0.83	-0.77	-0.12	-0.13	-0.12	-0.13

Table 3: Results for wrapper boxes over various transformers, using only representation from the penultimate layer. Statistically significant wrapper box results are bolded, with positive results in blue and negative results in red. Please refer to Table 4 for significant differences between the baseline transformers, which are not shown here.

We follow the predefined training-eval-test splits. Each split contains a balanced label distribution. Appendix D.2 compares wrapper box explanations vs. those obtained via crowdsourcing.

6.2 Models

We report on three large language models: BART-large (Lewis et al., 2020), DEBERTA-large (He et al., 2021), and Flan-T5-large (Chung et al., 2022), based on checkpoints from Huggingface (Wolf et al., 2020). Representations are extracted from the layer immediately preceding the linear classification head for BART-large and DEBERTA-large models. For Flan-T5, representations are extracted from the layer preceding the language generation head.

All transformers are fine-tuned using the AdamW optimizer (Loshchilov and Hutter, 2017) on Cross Entropy loss over ten epochs, with early stopping (Ji et al., 2021) if validation performance degrades for two consecutive evaluations (every 100 steps). All layers are fine-tuned. We use a learning rate of $1e-5$ and a batch size of 16 for BART and DEBERTA. Since Flan-T5 is larger, we use a learning rate of $1e-4$ and a batch size of 8. No hyperparameter search is conducted. Experiments use a single compute node with three NVIDIA A100 GPUs and 256GB of DDR4 RAM.

Feature encodings are extracted from each trained neural model for use by classic models (i.e., wrapper boxes). We adopt Scikit-Learn (Pedregosa et al., 2011) implementations of these models, using default settings for training and inference unless noted otherwise. For DT, we set `max_depth = 3` in `DecisionTreeClassifier` to guard against over-fitting, though this value was not tuned. Similarity between data instances in the feature space is measured via Euclidean distance.

6.3 Significance Testing

We perform statistical testing to A/B test the performance of baseline transformers vs. treatment wrapper boxes. We also apply the same procedure to compare baseline transformers to each other. Specifically, correct vs. incorrect predictions by each model yield separate binomial distributions. Given relatively large sample sizes, we compute the z-score as shown below (Casagrande et al., 1978):

$$z = \frac{\hat{m}_1 - \hat{m}_2}{\sqrt{\hat{m} - (1 - \hat{m})\left(\frac{1}{n_1} + \frac{1}{n_2}\right)}} \quad (1)$$

where $\hat{m} = \frac{n_1\hat{m}_1 + n_2\hat{m}_2}{n_1 + n_2}$. We test the null hypothesis that for some given metric m (e.g. accuracy), there is no significant difference between the two binomial distributions, baseline vs. treatment, or $m_1 = m_2$ (alternatively $m_1 \neq m_2$). We use $\alpha = 0.05$ where results with $p < \alpha$ are significant. We bold and color code significantly different results in Table 3. Each cell denotes a comparison between a white wrapper box (row) with respect to a baseline transformer (column category) for a particular metric (column type). For transparency, Tables 5 and 4 show all significance test p-values.

7 Results

Table 3 reports accuracy (acc.), precision (prec.), recall (rec.), and F1, using Scikit-Learn (Pedregosa et al., 2011) macro-averaging for ternary E-SNLI. Results show percentage change with respect to each baseline neural model.

7.1 TOXIGEN Results

No baseline transformer consistently performs significantly better than any other. All perform comparably on accuracy. Flan-T5 performs significantly worse than BART and DEBERTA on recall,

but significantly better than BART on precision. DEBERTA outperforms both BART and Flan-T5 on F1, but this is only significant for Flan-T5.

Results show wrapper boxes perform largely comparable to that of baseline transformers. Across 48 results per dataset (3 transformers x 4 wrapper boxes x 4 metrics), only 6 of the 48 (12.5%) differences are statistically significant. For half of these six cases, the wrapper box performs significantly better than the baseline. For Flan-T5, no significant differences are seen between any wrapper box vs. the transformer model.

Depending on the metric and model under consideration, no wrapper box consistently outperforms any other. In particular, DTs seem to favor precision over recall, where this tradeoff is significant for both BART and DEBERTA. This suggests that trees are often more prone to false negatives (classifying toxic speech as benign), although this trend does not extend to Flan-T5 results.

7.2 E-SNLI Results

Comparing baseline transformers, DEBERTA significantly outperforms both BART and Flan-T5 across all metrics. In contrast with TOXIGEN results, all models score reasonably well on both precision and recall, perhaps due to E-SNLI’s label balance vs. TOXIGEN’s label skew.

Overall, wrapper box results are largely comparable to baseline transformers, with 13 of the 48 (27%) scores showing statistically significant differences. Of these 13 significant differences, across wrapper boxes, we see 6 arise with the simplest L -means, 4 with DT, and 3 with k NN. Notably, no SVM results are significantly different. Across transformers, 8 of the 13 differences arise with BART (all DT and L -means results), and 5 lies with DEBERTA (2 L -means and 3 k NN).

As with TOXIGEN, we again see no statistically significant differences with Flan-T5. We hypothesize this may stem from Flan-T5’s unique autoregressive generation architecture. It is also the largest transformer we evaluate, and its learned representations may be more abstract and refined due to fine-tuning on a much larger set of tasks.

Comparing wrapper boxes, SVM generally performs the best, albeit by small margins, across all metrics, with no statistically significant differences. Compared to TOXIGEN, DT performs better but L -means performs worse. We hypothesize that DT’s improved performance may stem from the balanced nature of E-SNLI, with less biased trees compared

to the dominance of benign examples in TOXIGEN.

Overall, wrapper boxes perform largely comparable to baseline transformers across the two datasets. Wrapper boxes likely benefit from the fact that neural transformers are fine-tuned to maximize predictive performance. Hence, the learned representations are expected to be high quality, capturing enough information to allow for accurate predictions (whether through linear classification heads or wrapper boxes). There is consistent evidence to suggest that predictive performance can be preserved while improving interpretability.

8 Explanation Faithfulness

Wrapper boxes do *not* attempt to faithfully approximate the underlying neural model. Modern DNNs are typically trained to forecast using some fully connected (linear) layer on learned representations. Wrapper boxes, on the other hand, infer using some white classic model (SVM, DT, k NN, or L -means). While both approaches leverage learned linearly separable neural representations, the underlying decision-making process differs. Hence, derived example-based explanations faithfully explain the inference procedure of *the wrapper boxes*, *not* the original neural model.

From this perspective, measuring the fidelity of wrapper box explanations in relation to the underlying neural model would not be relevant. Most post hoc methods evaluate fidelity this way (DeYoung et al., 2020) because they may produce explanations that diverge from actual model behavior. In contrast, wrapper boxes are “interpretable by design,” where derived examples (for explanation) by construction must have been consulted during inference. No training examples are ever shown that were not consulted. Loss in fidelity can only occur intentionally if fewer training examples are shown in the explanation to reduce information overload (see Case II from Table 2).

9 AI vs. Human Perceptions of Similarity

When model predictions are tied to specific training examples, each prediction can be faithfully explained via those same training examples. However, this assumes that users will understand how these example-based explanations are relevant to the given input being classified. Otherwise, the training examples shown can seem spurious and unhelpful. This raises two key questions: 1) how do wrapper boxes measure instance similarity, and

2) how closely does this measurement align with human perceptions of instance similarity?

Given the neural model’s extracted embeddings, wrapper boxes compute similarity between instances via Euclidean distance. Instance similarity is thus assessed as a combination of the embedding space and the distance function.

Naturally, human perceptual judgments may diverge from large pre-trained language models’ learned latent representation space. For example, Liu et al. (2023) show that nearest neighbor images using ResNet (He et al., 2016b) representations may not align with human similarity judgments. However, they also show that more human-aligned representations can be learned to improve human decision-making. Similarly, Toneva and Wehbe (2019) show that modifying BERT (Devlin et al., 2019) to match human brain recordings better enhances model performance.

We hypothesize that continuing progress in developing increasingly powerful pre-trained large language models will naturally trend toward producing representations having greater alignment with human perceptions (Muttenthaler et al., 2023). Of course, it is also possible for more performant embeddings to diverge from human perceptions of similarity. As discussed, alignment between model vs. human embeddings can also be directly optimized (Liu et al., 2023; Toneva and Wehbe, 2019). This, too, has a risk: tuning embeddings for perceptual judgments could improve explanation quality for users but reduce performance. Thus, the choice of embeddings may embody a tradeoff between performance and explanation quality, though current evidence suggests otherwise (Liu et al., 2023; Muttenthaler et al., 2023).

10 Conclusion

We have proposed *wrapper boxes* to provide faithful, example-based explanations for model predictions while maintaining the predictive performance of modern neural architectures. Being agnostic as to the neural architecture, training procedure, and training data used, the approach is quite general. After training a neural model like usual, the learned feature representation is input to a classic model that is *interpretable by design* (Rudin, 2019) to perform the actual prediction. Because classic models tie inference directly to specific training examples, each prediction can be faithfully explained via the corresponding training examples.

Results show that wrapper boxes deliver results

largely comparable to baseline transformer models, as seen across three large pre-trained language models, two datasets of varying scale, four classic models, and four metrics. Perhaps most remarkable is our simple L -means formulation, which reduces the entire training set to 2-3 examples that provide the basis for all model predictions.

We also identified and discussed key tradeoffs between predictive performance, explanation *faithfulness*, and explanation *simplicity* as well as how such tradeoffs are operationalized across different wrapper box models. While the value of explanations provided by the above classic, interpretable models is already well-known, future work could explore how users may prefer to balance the above tradeoffs in practice across different task settings.

11 Limitations

11.1 Time and Space Requirements

In general, wrapper boxes require some amount of additional space to store training instances to be presented as example-based explanations. For example, while DT and L -means models no longer require training data for inference once trained, they must continue to store training data to provide example-based explanations. For DT, representative subsets of examples per leaf node may be pre-computed and cached ahead of time for fast explanation retrievals. L -means is similar: since clusters are invariant across all predictions, representative subsets of desired sizes may be pre-computed and cached ahead of time for fast explanation retrievals at inference time. In both cases, storage demands vary depending on the number of desired examples to present for explanations.

Different wrapper boxes will naturally vary in computation time and space needs. Depending on the specific model, inference may be slower or faster than performing inference directly with the underlying neural model. Moreover, we have used relatively simple implementations for each wrapper box. More advanced schemes (e.g., dynamic k for k NN (Zhang et al., 2018)) could further increase the computational time or space requirements.

Generally, standard computational requirements of classic models are carried forward into our adoption of them as wrapper boxes. For example, k NN requires searching through the entire training set. While Papernot and McDaniel (2018a) leverage locality-sensitive hashing (Andoni et al., 2015), we follow Wallace et al. (2018) and employ K-D trees

(Bentley, 1975) that sacrifice some efficiency to retrieve more accurate neighbors. Rajani et al. (2020) utilize a FAISS (Johnson et al., 2021) cache for efficient storage and lookup while we directly store extracted representations in memory. Our implementation may be the fastest but does not scale as well to datasets with millions (or more) of examples without the provision of large memory.

11.2 Are Example Explanations Suitable?

Different data types (e.g., text versus image) or categories (e.g., tweets vs. books) impose varying degrees of cognitive load to process and reason about analogical justifications. For example, a user might be shown 3-5 tweets as example-based explanations and be expected to read them, but the same could not be said of 3-5 books. Tasks involving more complex data types may thus be less suited to benefit from example-based explanations.

11.3 Where is the User Study?

This work introduced the wrapper box framework for generating faithful, example-based explanations while preserving neural model performance. We are not proposing the paradigm of example-based explanations, which is already well-established. So, we take the merits of said paradigm as a given without the need to conduct our user study to assess the benefits and limitations of example-based explanations for users.

Similarly, the classic models we adopt as wrapper boxes (e.g., k NN, SVM, DT, etc.) already have a long and distinguished history as interpretable models, and again, it does not seem pertinent to our work to assess the user experience with explanations from k NN, for example.

What seems valuable is to investigate user preferences around example-based explanations regarding tradeoffs over predictive performance, explanation *faithfulness*, and explanation *simplicity*. We plan to address this limitation in future work by conducting appropriate user studies.

11.4 How to Present SVM Explanations?

In contrast with other wrapper boxes, it is unclear how to present an SVM's example-based explanations, i.e., its support vectors. As discussed in Section 5, not showing the hyperplane (induced by support vectors) may obscure the relationship between input and support vectors. However, doing so would diverge from our strategy of explaining via observable training examples rather than latent

representations, which are particularly challenging to visualize in high dimensions.

One idea would be to trace the perpendicular intercept from the input to the hyperplane, then retrieve either the m most similar training examples to the intercept or, perhaps better, the most similar on either side of the hyperplane such that their majority vote matches the SVM prediction. Of course, doing so would be post hoc rather than faithful to the SVM's true decision criterion.

References

- Agnar Aamodt and Enric Plaza. 1994. Case-based reasoning: Foundational issues, methodological variations, and system approaches. *AI communications*, 7(1):39–59.
- Ashraf Abdul, Christian von der Weth, Mohan Kankanhalli, and Brian Y Lim. 2020. COGAM: Measuring and moderating cognitive load in machine learning model explanations. In *Proceedings of the 2020 CHI Conference on Human Factors in Computing Systems*, CHI '20, pages 1–14, New York, NY, USA. Association for Computing Machinery.
- Alexandr Andoni, Piotr Indyk, Thijs Laarhoven, Ilya Razenshteyn, and Ludwig Schmidt. 2015. [Practical and optimal lsh for angular distance](#). In *Advances in Neural Information Processing Systems*, volume 28. Curran Associates, Inc.
- Jackie Ayoub, X. Jessie Yang, and Feng Zhou. 2021. [Combat covid-19 infodemic using explainable natural language processing models](#). *Information Processing & Management*, 58(4):102569.
- S Basu, P Pope, and S Feizi. 2021. [Influence functions in deep learning are fragile](#). In *International Conference on Learning Representations (ICLR)*.
- Jon Louis Bentley. 1975. [Multidimensional binary search trees used for associative searching](#). *Commun. ACM*, 18(9):509–517.
- Umang Bhatt, Alice Xiang, Shubham Sharma, Adrian Weller, Ankur Taly, Yunhan Jia, Joydeep Ghosh, Ruchir Puri, José M. F. Moura, and Peter Eckersley. 2020. [Explainable machine learning in deployment](#). In *Proceedings of the 2020 Conference on Fairness, Accountability, and Transparency*, FAT* '20, page 648–657, New York, NY, USA. Association for Computing Machinery.
- Reuben Binns, Max Van Kleek, Michael Veale, Ulrik Lyngs, Jun Zhao, and Nigel Shadbolt. 2018. [‘it’s reducing a human being to a percentage’: Perceptions of justice in algorithmic decisions](#). In *Proceedings of the 2018 CHI Conference on Human Factors in Computing Systems*, CHI '18, page 1–14, New York, NY, USA. Association for Computing Machinery.

- Samuel R. Bowman, Gabor Angeli, Christopher Potts, and Christopher D. Manning. 2015. [A large annotated corpus for learning natural language inference](#). In *Proceedings of the 2015 Conference on Empirical Methods in Natural Language Processing*, pages 632–642, Lisbon, Portugal. Association for Computational Linguistics.
- Tom Brown, Benjamin Mann, Nick Ryder, Melanie Subbiah, Jared D Kaplan, Prafulla Dhariwal, Arvind Neelakantan, Pranav Shyam, Girish Sastry, Amanda Askell, Sandhini Agarwal, Ariel Herbert-Voss, Gretchen Krueger, Tom Henighan, Rewon Child, Aditya Ramesh, Daniel Ziegler, Jeffrey Wu, Clemens Winter, Chris Hesse, Mark Chen, Eric Sigler, Mateusz Litwin, Scott Gray, Benjamin Chess, Jack Clark, Christopher Berner, Sam McCandlish, Alec Radford, Ilya Sutskever, and Dario Amodei. 2020. [Language models are few-shot learners](#). In *Advances in Neural Information Processing Systems*, volume 33, pages 1877–1901. Curran Associates, Inc.
- Carrie J Cai, Jonas Jongejan, and Jess Holbrook. 2019. The effects of example-based explanations in a machine learning interface. In *Proceedings of the 24th International Conference on Intelligent User Interfaces, IUI '19*, pages 258–262, New York, NY, USA. Association for Computing Machinery.
- Oana-Maria Camburu, Tim Rocktäschel, Thomas Lukasiewicz, and Phil Blunsom. 2018. [e-snli: Natural language inference with natural language explanations](#). In *Advances in Neural Information Processing Systems*, volume 31. Curran Associates, Inc.
- R Caruana, H Kangaroo, J D Dionisio, U Sinha, and D Johnson. 1999. Case-based explanation of non-case-based learning methods. In *Proceedings of the AMIA Symposium*, pages 212–215, United States.
- Diogo V. Carvalho, Eduardo M. Pereira, and Jaime S. Cardoso. 2019. [Machine learning interpretability: A survey on methods and metrics](#). *Electronics*, 8(8).
- J. T. Casagrande, M. C. Pike, and P. G. Smith. 1978. [An improved approximate formula for calculating sample sizes for comparing two binomial distributions](#). *Biometrics*, 34(3):483–486.
- Valerie Chen, Q Vera Liao, Jennifer Wortman Vaughan, and Gagan Bansal. 2023. Understanding the role of human intuition on reliance in Human-AI Decision-Making with explanations. *Proc. ACM Hum.-Comput. Interact.*, 7(CSCW2):1–32.
- Hyung Won Chung, Le Hou, Shayne Longpre, Barret Zoph, Yi Tay, William Fedus, Yunxuan Li, Xuezhi Wang, Mostafa Dehghani, Siddhartha Brahma, Albert Webson, Shixiang Shane Gu, Zhuyun Dai, Mirac Suzgun, Xinyun Chen, Aakanksha Chowdhery, Alex Castro-Ros, Marie Pellat, Kevin Robinson, Dasha Valter, Sharan Narang, Gaurav Mishra, Adams Yu, Vincent Zhao, Yanping Huang, Andrew Dai, Hongkun Yu, Slav Petrov, Ed H. Chi, Jeff Dean, Jacob Devlin, Adam Roberts, Denny Zhou, Quoc V. Le, and Jason Wei. 2022. [Scaling instruction-finetuned language models](#). *arXiv preprint arXiv:2210.11416*.
- Anubrata Das, Chitrang Gupta, Venelin Kovatchev, Matthew Lease, and Junyi Jessy Li. 2022. [ProtoTEx: Explaining model decisions with prototype tensors](#). In *Proceedings of the 60th Annual Meeting of the Association for Computational Linguistics (Volume 1: Long Papers)*, pages 2986–2997, Dublin, Ireland. Association for Computational Linguistics.
- Jacob Devlin, Ming-Wei Chang, Kenton Lee, and Kristina Toutanova. 2019. [BERT: Pre-training of deep bidirectional transformers for language understanding](#). In *Proceedings of the 2019 Conference of the North American Chapter of the Association for Computational Linguistics: Human Language Technologies, Volume 1 (Long and Short Papers)*, pages 4171–4186, Minneapolis, Minnesota. Association for Computational Linguistics.
- Jay DeYoung, Sarthak Jain, Nazneen Fatema Rajani, Eric Lehman, Caiming Xiong, Richard Socher, and Byron C Wallace. 2020. ERASER: A benchmark to evaluate rationalized NLP models. In *Proceedings of the 58th Annual Meeting of the Association for Computational Linguistics*, pages 4443–4458, Online. Association for Computational Linguistics.
- Jonathan Dodge. 2022. Position: The case against case-based explanation. In *IUI Workshops*, pages 175–180.
- Jonathan Dodge, Q. Vera Liao, Yunfeng Zhang, Rachel K. E. Bellamy, and Casey Dugan. 2019. [Explaining models: An empirical study of how explanations impact fairness judgment](#). In *Proceedings of the 24th International Conference on Intelligent User Interfaces, IUI '19*, page 275–285, New York, NY, USA. Association for Computing Machinery.
- Mengnan Du, Ninghao Liu, and Xia Hu. 2019. Techniques for interpretable machine learning. *Communications of the ACM*, 63(1):68–77.
- Sarah M. Erfani, Sutharshan Rajasegarar, Shanika Karunasekera, and Christopher Leckie. 2016. [High-dimensional and large-scale anomaly detection using a linear one-class svm with deep learning](#). *Pattern Recognition*, 58:121–134.
- Angela Fan, Claire Gardent, Chloe Braud, and Antoine Bordes. 2021. Augmenting transformers with knn-based composite memory for dialog. *Transactions of the Association for Computational Linguistics*, 9:82–99.
- Luciano Floridi and Massimo Chiriatti. 2020. [Gpt-3: Its nature, scope, limits, and consequences](#). *Minds and Machines*, 30(4):681–694.
- Vivek Gupta, Akshat Shrivastava, Adithya Sagar, Armen Aghajanyan, and Denis Savenkov. 2022. [RetroNLU: Retrieval augmented task-oriented semantic parsing](#). In *Proceedings of the 4th Workshop on NLP for Conversational AI*, pages 184–196,

- Dublin, Ireland. Association for Computational Linguistics.
- Xiaochuang Han, Byron C. Wallace, and Yulia Tsvetkov. 2020. [Explaining black box predictions and unveiling data artifacts through influence functions](#). In *Proceedings of the 58th Annual Meeting of the Association for Computational Linguistics*, pages 5553–5563, Online. Association for Computational Linguistics.
- Thomas Hartvigsen, Saadia Gabriel, Hamid Palangi, Maarten Sap, Dipankar Ray, and Ece Kamar. 2022. [ToxiGen: A large-scale machine-generated dataset for adversarial and implicit hate speech detection](#). In *Proceedings of the 60th Annual Meeting of the Association for Computational Linguistics (Volume 1: Long Papers)*, pages 3309–3326, Dublin, Ireland. Association for Computational Linguistics.
- Peter Hase and Mohit Bansal. 2020. [Evaluating explainable AI: Which algorithmic explanations help users predict model behavior?](#) In *Proceedings of the 58th Annual Meeting of the Association for Computational Linguistics*, pages 5540–5552, Online. Association for Computational Linguistics.
- Peter Hase, Chaofan Chen, Oscar Li, and Cynthia Rudin. 2019. [Interpretable image recognition with hierarchical prototypes](#). *Proceedings of the AAAI Conference on Human Computation and Crowdsourcing*, 7(1):32–40.
- Kaiming He, Xiangyu Zhang, Shaoqing Ren, and Jian Sun. 2016a. [Deep residual learning for image recognition](#). In *Proceedings of the IEEE Conference on Computer Vision and Pattern Recognition (CVPR)*.
- Kaiming He, Xiangyu Zhang, Shaoqing Ren, and Jian Sun. 2016b. [Deep residual learning for image recognition](#). In *Proceedings of the IEEE Conference on Computer Vision and Pattern Recognition (CVPR)*, pages 770–778.
- Pengcheng He, Jianfeng Gao, and Weizhu Chen. 2021. [Debertav3: Improving deberta using electra-style pre-training with gradient-disentangled embedding sharing](#). *CoRR*, abs/2111.09543.
- Ziwei Ji, Justin Li, and Matus Telgarsky. 2021. [Early-stopped neural networks are consistent](#). In *Advances in Neural Information Processing Systems*, volume 34, pages 1805–1817. Curran Associates, Inc.
- Jeff Johnson, Matthijs Douze, and Hervé Jégou. 2021. [Billion-scale similarity search with gpus](#). *IEEE Transactions on Big Data*, 7(3):535–547.
- Mark T. Keane and Eoin M. Kenny. 2019. [How case-based reasoning explains neural networks: A theoretical analysis of xai using post-hoc explanation-by-example from a survey of ann-cbr twin-systems](#). In *Case-Based Reasoning Research and Development*, pages 155–171, Cham. Springer International Publishing.
- Eoin M Kenny and Mark T Keane. 2019. [Twin-Systems to explain artificial neural networks using Case-Based reasoning: Comparative tests of Feature-Weighting methods in ANN-CBR twins for XAI](#). In *IJCAI*, pages 2708–2715. researchgate.net.
- Pang Wei Koh and Percy Liang. 2017. [Understanding black-box predictions via influence functions](#). In *International conference on machine learning*, pages 1885–1894. PMLR.
- Alex Krizhevsky, Ilya Sutskever, and Geoffrey E Hinton. 2012. [Imagenet classification with deep convolutional neural networks](#). In *Advances in Neural Information Processing Systems*, volume 25. Curran Associates, Inc.
- Himabindu Lakkaraju and Osbert Bastani. 2020. ["how do i fool you?": Manipulating user trust via misleading black box explanations](#). In *Proceedings of the AAAI/ACM Conference on AI, Ethics, and Society*, AIES '20, page 79–85, New York, NY, USA. Association for Computing Machinery.
- Piyawat Lertvittayakumjorn and Francesca Toni. 2021. [Explanation-based human debugging of NLP models: A survey](#). *Transactions of the Association for Computational Linguistics*, 9:1508–1528.
- Mike Lewis, Yinhan Liu, Naman Goyal, Marjan Ghazvininejad, Abdelrahman Mohamed, Omer Levy, Veselin Stoyanov, and Luke Zettlemoyer. 2020. [BART: Denoising sequence-to-sequence pre-training for natural language generation, translation, and comprehension](#). In *Proceedings of the 58th Annual Meeting of the Association for Computational Linguistics*, pages 7871–7880, Online. Association for Computational Linguistics.
- Hwei-Jen Lin and Jih Pin Yeh. 2009. [Optimal reduction of solutions for support vector machines](#). *Applied Mathematics and Computation*, 214(2):329–335.
- Han Liu, Yizhou Tian, Chacha Chen, Shi Feng, Yuxin Chen, and Chenhao Tan. 2023. [Learning human-compatible representations for case-based decision support](#). *arXiv preprint arXiv:2303.04809*.
- Yinhan Liu, Myle Ott, Naman Goyal, Jingfei Du, Mandar Joshi, Danqi Chen, Omer Levy, Mike Lewis, Luke Zettlemoyer, and Veselin Stoyanov. 2019. [Roberta: A robustly optimized bert pretraining approach](#). *arXiv preprint arXiv:1907.11692*.
- Ilya Loshchilov and Frank Hutter. 2017. [Decoupled weight decay regularization](#). *arXiv preprint arXiv:1711.05101*.
- Andreas Madsen, Siva Reddy, and Sarath Chandar. 2022. [Post-hoc interpretability for neural nlp: A survey](#). *ACM Comput. Surv.*, 55(8).
- René Marois and Jason Ivanoff. 2005. [Capacity limits of information processing in the brain](#). *Trends Cogn. Sci.*, 9(6):296–305.

- Andrzej Maćkiewicz and Waldemar Ratajczak. 1993. [Principal components analysis \(pca\)](#). *Computers & Geosciences*, 19(3):303–342.
- Leland McInnes, John Healy, and James Melville. 2020. [Umap: Uniform manifold approximation and projection for dimension reduction](#). *arXiv preprint arXiv:1802.03426*.
- Yuxian Meng, Xiaoya Li, Xiayu Zheng, Fei Wu, Xi-ao-fei Sun, Tianwei Zhang, and Jiwei Li. 2022. [Fast nearest neighbor machine translation](#). In *Findings of the Association for Computational Linguistics: ACL 2022*, pages 555–565, Dublin, Ireland. Association for Computational Linguistics.
- Edoardo Mosca, Ferenc Szi-geti, Stella Tragianni, Daniel Gallagher, and Georg Groh. 2022. [SHAP-based explanation methods: A review for NLP interpretability](#). In *Proceedings of the 29th International Conference on Computational Linguistics*, pages 4593–4603, Gyeongju, Republic of Korea. International Committee on Computational Linguistics.
- Lukas Muttenthaler, Jonas Dippel, Lorenz Linhardt, Robert A. Vandermeulen, and Simon Kornblith. 2023. [Human alignment of neural network representations](#). *arXiv preprint arXiv:2211.01201*.
- Ian E. Nielsen, Dimah Dera, Ghulam Rasool, Ravi P. Ramachandran, and Nidhal Carla Bouaynaya. 2022. [Robust explainability: A tutorial on gradient-based attribution methods for deep neural networks](#). *IEEE Signal Processing Magazine*, 39(4):73–84.
- Nicolas Papernot and Patrick McDaniel. 2018a. [Deep k-nearest neighbors: Towards confident, interpretable and robust deep learning](#). *arXiv preprint arXiv:1803.04765*.
- Nicolas Papernot and Patrick McDaniel. 2018b. [Deep k-nearest neighbors: Towards confident, interpretable and robust deep learning](#).
- F. Pedregosa, G. Varoquaux, A. Gramfort, V. Michel, B. Thirion, O. Grisel, M. Blondel, P. Prettenhofer, R. Weiss, V. Dubourg, J. Vanderplas, A. Passos, D. Cournapeau, M. Brucher, M. Perrot, and E. Duchesnay. 2011. Scikit-learn: Machine learning in Python. *Journal of Machine Learning Research*, 12:2825–2830.
- Garima Pruthi, Frederick Liu, Satyen Kale, and Mukund Sundararajan. 2020. [Estimating training data influence by tracing gradient descent](#). In *Advances in Neural Information Processing Systems*, volume 33, pages 19920–19930. Curran Associates, Inc.
- Dheeraj Rajagopal, Vidhisha Balachandran, Eduard H Hovy, and Yulia Tsvetkov. 2021. [SELFEXPLAIN: A self-explaining architecture for neural text classifiers](#). In *Proceedings of the 2021 Conference on Empirical Methods in Natural Language Processing*, pages 836–850, Online and Punta Cana, Dominican Republic. Association for Computational Linguistics.
- Nazneen Fatema Rajani, Ben Krause, Wengpeng Yin, Tong Niu, Richard Socher, and Caiming Xiong. 2020. [Explaining and improving model behavior with k nearest neighbor representations](#). *arXiv preprint arXiv:2010.09030*.
- Nazneen Fatema Rajani, Bryan McCann, Caiming Xiong, and Richard Socher. 2019. [Explain yourself! leveraging language models for commonsense reasoning](#). In *Proceedings of the 57th Annual Meeting of the Association for Computational Linguistics*, pages 4932–4942, Florence, Italy. Association for Computational Linguistics.
- Marco Tulio Ribeiro, Sameer Singh, and Carlos Guestrin. 2016. ["why should i trust you?": Explaining the predictions of any classifier](#). In *Proceedings of the 22nd ACM SIGKDD International Conference on Knowledge Discovery and Data Mining, KDD '16*, page 1135–1144, New York, NY, USA. Association for Computing Machinery.
- Michael M Richter and Rosina O Weber. 2016. *Case-based reasoning*. Springer.
- Cynthia Rudin. 2019. [Stop explaining black box machine learning models for high stakes decisions and use interpretable models instead](#). *Nature Machine Intelligence*, 1(5):206–215.
- Cynthia Rudin, Chaofan Chen, Zhi Chen, Haiyang Huang, Lesia Semenova, and Chudi Zhong. 2022. [Interpretable machine learning: Fundamental principles and 10 grand challenges](#). *Statistics Surveys*, 16(none):1 – 85.
- Wojciech Samek and Klaus-Robert Müller. 2019. [Towards explainable artificial intelligence](#). In *Explainable AI: Interpreting, Explaining and Visualizing Deep Learning*, pages 5–22, Cham. Springer International Publishing.
- Sofia Serrano and Noah A. Smith. 2019. [Is attention interpretable?](#) In *Proceedings of the 57th Annual Meeting of the Association for Computational Linguistics*, pages 2931–2951, Florence, Italy. Association for Computational Linguistics.
- Karen Simonyan and Andrew Zisserman. 2015. [Very deep convolutional networks for large-scale image recognition](#).
- Frode Sørmo, Jörg Cassens, and Agnar Aamodt. 2005. Explanation in Case-Based Reasoning—Perspectives and goals. *Artificial Intelligence Review*, 24(2):109–143.
- Karen Spärck Jones. 1974. Automatic indexing. *Journal of documentation*, 30(4):393–432.
- Gregor Stiglic, Primoz Kocbek, Nino Fijacko, Marinka Zitnik, Katrien Verbert, and Leona Cilar. 2020. Interpretability of machine learning-based prediction models in healthcare. *Wiley Interdisciplinary Reviews: Data Mining and Knowledge Discovery*, 10(5):e1379.

- Agus Sudjianto and Aijun Zhang. 2021. [Designing inherently interpretable machine learning models](#). *arXiv preprint arXiv:2111.01743*.
- Xiaobing Sun and Wei Lu. 2020. [Understanding attention for text classification](#). In *Proceedings of the 58th Annual Meeting of the Association for Computational Linguistics*, pages 3418–3428, Online. Association for Computational Linguistics.
- Harini Suresh, Kathleen M Lewis, John Gutttag, and Arvind Satyanarayan. 2022. [Intuitively assessing ml model reliability through example-based explanations and editing model inputs](#). In *27th International Conference on Intelligent User Interfaces, IUI '22*, page 767–781, New York, NY, USA. Association for Computing Machinery.
- Stefano Teso, Andrea Bontempelli, Fausto Giunchiglia, and Andrea Passerini. 2021. [Interactive label cleaning with example-based explanations](#). In *Advances in Neural Information Processing Systems*, volume 34, pages 12966–12977. Curran Associates, Inc.
- Mariya Toneva and Leila Wehbe. 2019. [Interpreting and improving natural-language processing \(in machines\) with natural language-processing \(in the brain\)](#). In *Advances in Neural Information Processing Systems*, volume 32. Curran Associates, Inc.
- Eric Wallace, Shi Feng, and Jordan Boyd-Graber. 2018. [Interpreting neural networks with nearest neighbors](#). In *Proceedings of the 2018 EMNLP Workshop BlackboxNLP: Analyzing and Interpreting Neural Networks for NLP*, pages 136–144, Brussels, Belgium. Association for Computational Linguistics.
- Eric Wallace, Matt Gardner, and Sameer Singh. 2020. [Interpreting predictions of NLP models](#). In *Proceedings of the 2020 Conference on Empirical Methods in Natural Language Processing: Tutorial Abstracts*, pages 20–23, Online. Association for Computational Linguistics.
- Dexin Wang, Kai Fan, Boxing Chen, and Deyi Xiong. 2022. [Efficient cluster-based \$k\$ -nearest-neighbor machine translation](#). In *Proceedings of the 60th Annual Meeting of the Association for Computational Linguistics (Volume 1: Long Papers)*, pages 2175–2187, Dublin, Ireland. Association for Computational Linguistics.
- Xiang Wang, Xiangnan He, Fuli Feng, Liqiang Nie, and Tat-Seng Chua. 2018. [Tem: Tree-enhanced embedding model for explainable recommendation](#). In *Proceedings of the 2018 World Wide Web Conference, WWW '18*, page 1543–1552, Republic and Canton of Geneva, CHE. International World Wide Web Conferences Steering Committee.
- Xinru Wang and Ming Yin. 2021. Are explanations helpful? a comparative study of the effects of explanations in AI-Assisted Decision-Making. In *26th International Conference on Intelligent User Interfaces, IUI '21*, pages 318–328, New York, NY, USA. Association for Computing Machinery.
- Zhiguo Wang, Wael Hamza, and Linfeng Song. 2017. [\$k\$ -nearest neighbor augmented neural networks for text classification](#). *CoRR*, abs/1708.07863.
- Mingtong Wen, Tingyu Xia, Bowen Liao, and Yuan Tian. 2023. [Few-shot relation classification using clustering-based prototype modification](#). *Knowledge-Based Systems*, 268:110477.
- Thomas Wolf, Lysandre Debut, Victor Sanh, Julien Chaumond, Clement Delangue, Anthony Moi, Pierric Cistac, Tim Rault, Rémi Louf, Morgan Funtowicz, Joe Davison, Sam Shleifer, Patrick von Platen, Clara Ma, Yacine Jernite, Julien Plu, Canwen Xu, Teven Le Scao, Sylvain Gugger, Mariama Drame, Quentin Lhoest, and Alexander M. Rush. 2020. [Huggingface’s transformers: State-of-the-art natural language processing](#). *arXiv preprint arXiv:1910.03771*.
- Chih-Kuan Yeh, Joon Sik Kim, Ian E H Yen, and Pradeep Ravikumar. 2018. Representer point selection for explaining deep neural networks. In *Proceedings of the 32nd International Conference on Neural Information Processing Systems, NIPS'18*, pages 9311–9321, Red Hook, NY, USA. Curran Associates Inc.
- Shichao Zhang, Xuelong Li, Ming Zong, Xiaofeng Zhu, and Ruili Wang. 2018. [Efficient knn classification with different numbers of nearest neighbors](#). *IEEE Transactions on Neural Networks and Learning Systems*, 29(5):1774–1785.
- Wei Zhang, Ziming Huang, Yada Zhu, Guangnan Ye, Xiaodong Cui, and Fan Zhang. 2021. [On sample based explanation methods for NLP: Faithfulness, efficiency and semantic evaluation](#). In *Proceedings of the 59th Annual Meeting of the Association for Computational Linguistics and the 11th International Joint Conference on Natural Language Processing (Volume 1: Long Papers)*, pages 5399–5411, Online. Association for Computational Linguistics.
- Jianlong Zhou, Amir H. Gandomi, Fang Chen, and Andreas Holzinger. 2021. [Evaluating the quality of machine learning explanations: A survey on methods and metrics](#). *Electronics*, 10(5).
- Shenglong Zhou. 2022. [Sparse svm for sufficient data reduction](#). *IEEE Transactions on Pattern Analysis and Machine Intelligence*, 44(9):5560–5571.

A Further Ablations and Extensions

Our wrapper boxes measure similarity between data instances in the feature space via Euclidean distance, and we perform mean pooling for extracted representations. Other pooling methods (e.g. [eos] token) or distance schemes (e.g. cosine similarity) have the potential to improve both predictive performance and explanation quality. In addition, because we only extract representation

from the penultimate layer, future work could investigate alternative training settings wherein only the classification head and the penultimate layer are fine-tuned as opposed to full fine-tuning.

While we focus on classification, retrieval-based wrapper box approaches like k NN could also be extended to sequence-to-sequence tasks for translation and dialogue (Fan et al., 2021; Gupta et al., 2022; Wang et al., 2022; Meng et al., 2022). Future work can examine how explanations for these retrieval-augmented networks may be generated.

B Significance Testing

Section 6.3 described our significance testing procedure for the results presented in Table 3 in Section 7. Table 4 displays the p-values for all pairwise comparisons between baseline transformers across four metrics (accuracy, precision, recall, F1) on two datasets (TOXIGEN, E-SNLI). Table 5 shows the p-values for all comparisons between wrapper boxes (rows) and their corresponding baseline transformers (column categories) for the four metrics (columns) on two datasets (row categories).

B.1 Are Significant Differences Noticeable?

In regard to the experimental practice of significance testing, we also wanted to raise a more subtle point here. In system-centered evaluations, we are accustomed to A/B testing of baseline vs. treatment conditions and measuring the statistical significance of observed differences. Indeed, we followed this experimental paradigm in this work, showing that wrapper boxes perform largely comparable to that of the underlying neural models.

This experimental paradigm is well-motivated from the standpoint of continual progress, that small but significant differences from individual studies will add up over time to more substantial gains. However, with regard to an individual study, small, statistically significant differences are typically unobservable to users in practice, especially when a slightly less performant system offers some other notable capability, such as providing explanations as well as predictions.

As a result, an interpretable system that is less performant according to system-based performance metrics may still be experienced as equally performant. Spärck Jones (1974) famously remarked that “statistically significant performance differences may be too small to be of much operational interest”, proposing her classic rule of thumb that

only improvements of 5% or more are *noticeable*, while improvements of 10% or more are *material*.

The upshot of this is that while we are accustomed to placing great weight on minute but statistically significant differences between conditions in system-centered evaluations, from the standpoint of user experience, we should be mindful that such small differences will often be invisible to users, who well may prefer an interpretable system that seems equally performant, even if it actually performs worse by statistical significance testing.

C Visualizing L-Means

Figure 2 visualizes L -Means (described in Section 5) clusters for the training split of TOXIGEN and E-SNLI after using Principal Components Analysis (Maćkiewicz and Ratajczak, 1993) to reduce dimensions of extracted representations. Given limited space, only representations from DEBERTA-large, the top-performing model, are used.

C.1 TOXIGEN

For TOXIGEN, we observe an almost clean clustering of examples. Specifically, cluster 1 (crosses) consists mostly of toxic examples (1671 orange), with only 129 benign (blue) instances. Similarly, cluster 0 (circles) consists mostly of benign (5154 blue) examples, with only 26 toxic (orange) examples. As expected, the two clusters mainly separate along the first principal component, which accounts for almost half of the variation in DEBERTA encodings for TOXIGEN.

C.2 E-SNLI

We observe that the resultant clusters for E-SNLI are not as clean as those for TOXIGEN, hence resulting in noisier predictions that lead to slightly worse performance as shown in Table 3. This may be attributed to the fact that both principal components (PCs) constitute a significant amount of variation for E-SNLI, whereas PC1 for TOXIGEN is the sole dominant axis. Specifically, cluster 0 (circles) consists of 1168 entailment, 3996 neural, and 164217 contradiction examples. Cluster 1 contains 163618 entailment, 14229 neural, and 1437 contradiction examples. Cluster 2 comprises of 8628 entailment, 164537 neural, and 17531 contradiction examples.

D Qualitative Examples

We closely examine some qualitative example-based explanations for DEBERTA-large on the

	Metric	BART vs. DEBERTA	BART vs. Flan-T5	DEBERTA vs. Flan-T5
TOXIGEN	Accuracy	0.282	0.768	0.434
	Precision	0.192	0.0248	0.347
	Recall	0.0614	<1e-3	<1e-3
	F1	0.116	0.338	0.0114
E-SNLI	Accuracy	<1e-3	0.171	0.024
	Precision	<1e-3	0.188	0.0112
	Recall	<1e-3	0.180	0.0203
	F1	<1e-3	0.187	0.0168

Table 4: TOXIGEN and E-SNLI test set p-values for comparisons between baseline transformers in Table 3

		BART-large				DEBERTA-large				Flan-T5-large			
		Acc.	Prec.	Rec.	F1	Acc.	Prec.	Rec.	F1	Acc.	Prec.	Rec.	F1
TOXIGEN	KNN	0.679	0.145	0.101	0.905	0.578	0.014	0.007	0.830	1.000	0.730	0.528	0.819
	SVM	0.452	0.257	0.508	0.362	0.628	0.567	0.390	0.479	0.906	0.224	0.056	0.579
	DT	0.860	0.016	<1e-3	0.171	0.903	0.006	<1e-3	0.054	0.953	0.899	0.638	0.815
	L-Means	0.601	0.355	1.000	0.623	0.762	0.757	0.028	0.355	0.906	0.983	0.638	0.770
E-SNLI	KNN	0.791	0.740	0.777	0.762	0.054	0.036	0.049	0.047	0.137	0.142	0.144	0.145
	SVM	0.296	0.305	0.300	0.302	0.306	0.406	0.320	0.339	0.921	0.914	0.922	0.917
	DT	<1e-3	<1e-3	<1e-3	<1e-3	0.796	0.762	0.758	0.774	0.843	0.831	0.841	0.832
	L-Means	<1e-3	<1e-3	<1e-3	<1e-3	0.035	0.259	0.039	0.053	0.767	0.755	0.764	0.756

Table 5: TOXIGEN and E-SNLI test set p-values for Table 3.

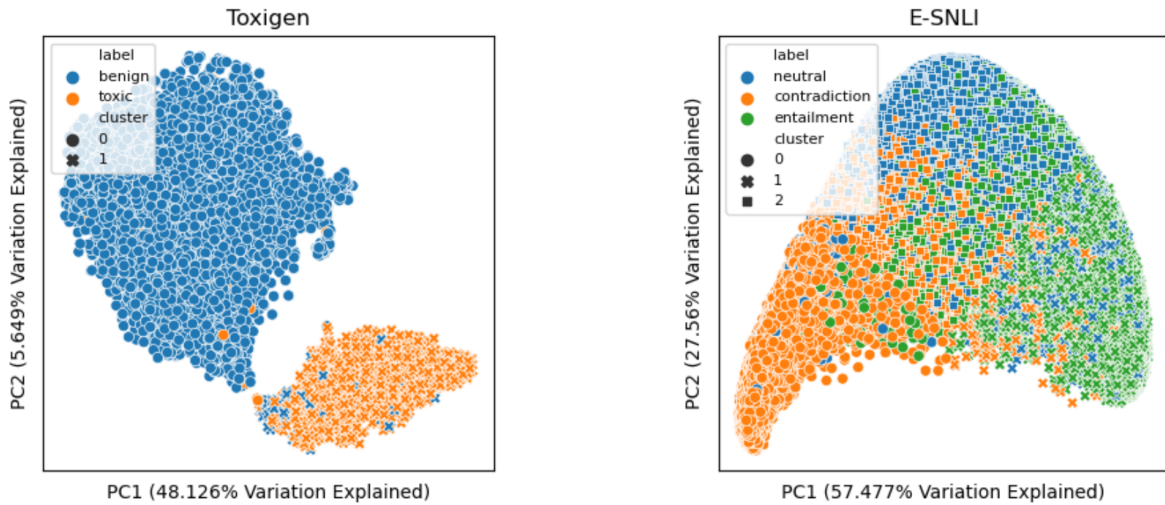


Figure 2: Visualization of resultant clusters from L-Means after PCA with two components.

Input	Classifier	Prediction	Explanation
people who are mentally disabled should be treated with the same respect and dignity that we would give to any other human being [Benign]	k NN	Benign	people who are mentally disabled should be treated with the same respect and dignity as anyone else [Benign]
	SVM	Benign	a person with a disability should not be defined by his or her disability, but rather by his or her character and personality [Benign]
	DT	Benign	Same as KNN
	L -means	Benign	Same as KNN
<GROUP> are very hostile people [Harmful]	k NN	Harmful	<GROUP> people arent normal [Harmful]
	SVM	Harmful	<COUNTRY> is primitive and so are the people, i just cannot relate to them [Harmful]
	DT	Harmful	Same as KNN
	L -means	Harmful	Same as KNN
the government should not be in the business of providing services for those who cannot help themselves [Harmful]	k NN	Benign	society should not be obligated to provide for the needs of those who are not able to provide for themselves [Harmful]
	SVM	Harmful	Same as KNN
	DT	Harmful	it is a waste of money to provide services for those who are not productive members of the community [Harmful]
	L -means	Harmful	Same as KNN

Table 6: Qualitative examples for TOXIGEN validation set. Most of the time, k NN, DT, and L -means identify the same closest training point as explanations, where SVM pinpoints a different but related instance (rows 1-2). However, sometimes (row 3) wrapper boxes can lead to diverse explanations, and the final prediction may not agree with the label of the closest training point, since these explanations are parsimonious but not faithful. Nevertheless, we believe that these explanations are still useful, serving as intuitions for correct predictions and clarifications for failure cases.

Input	Classifier	Prediction	Explanation
<p><u>Premise:</u> Two women are embracing while holding to go packages.</p> <p><u>Hypothesis:</u> Two woman are holding packages. [Entailment]</p> <p><u>Human explanation:</u> Saying the two women are holding packages is a way to paraphrase that the packages they are holding are to go packages.</p>	<i>k</i> NN	Entailment	<p><u>Premise:</u> Two boys show off their stained, blue tongues.</p> <p><u>Hypothesis:</u> boys are showing their tongues. [Entailment]</p>
	SVM	Entailment	Same as KNN
	DT	Entailment	Same as KNN
	<i>L</i> -means	Entailment	<p><u>Premise:</u> This young child is having fun on their first downhill sled ride.</p> <p><u>Hypothesis:</u> A child on a sled. [Entailment]</p>
<p><u>Premise:</u> A shirtless man is singing into a microphone while a woman next to him plays an accordion.</p> <p><u>Hypothesis:</u> He is playing a saxophone. [Contradiction]</p> <p><u>Human explanation:</u> A person cannot be singing and playing a saxophone simultaneously.</p>	<i>k</i> NN	Contradiction	<p><u>Premise:</u> A woman is sitting on a steps outdoors playing an accordion.</p> <p><u>Hypothesis:</u> Someone is playing a piano. [Contradiction]</p>
	SVM	Contradiction	Same as KNN
	DT	Contradiction	Same as KNN
	<i>L</i> -means	Contradiction	<p><u>Premise:</u> Africans gather water at an outdoor tap.</p> <p><u>Hypothesis:</u> Africans are gathering rice for a meal. [Contradiction]</p>
<p><u>Premise:</u> A woman in a gray shirt working on papers at her desk.</p> <p><u>Hypothesis:</u> Young lady busy with her work in office. [Neutral]</p> <p><u>Human explanation:</u> All women are not young. Although she is working on papers at her desk, it does not mean that she is busy or that she’s in an office.</p>	<i>k</i> NN	Neutral	<p><u>Premise:</u> Man raising young boy into the clear blue sky.</p> <p><u>Hypothesis:</u> Father holds his son in the air. [Entailment]</p>
	SVM	Entailment	Same as KNN
	DT	Entailment	<p><u>Premise:</u> Two soccer players race each other during a match while the crowd excitedly cheers on.</p> <p><u>Hypothesis:</u> Two men compete to see who is faster during soccer. [Entailment]</p>
	<i>L</i> -means	Neutral	<p><u>Premise:</u> A model poses for a photo shoot inside a luxurious setting.</p> <p><u>Hypothesis:</u> a woman poses. [Neutral]</p>

Table 7: Qualitative examples for E-SNLI validation set. Here, most of the time *k*NN, DT, and SVM identify the same closest training point as explanations, and *L*-means pinpoints a different but related instance (rows 1-2). We postulate that this differs from TOXIGEN for two reasons: the one-versus-rest SVM configuration for multiclass classification results in more support vectors and that *L*-means results in less clean clusters. Again, sometimes (row 3) wrapper boxes can still lead to diverse explanations, and the final prediction may not agree with the label of the closest training point. Nevertheless, we believe that these explanations are still useful as rationales behind annotated human explanations often also apply to the selected training examples.

validation splits of TOXIGEN and E-SNLI. For the sake of space, we present the single closest (as measured by Euclidean distance over the latent representation space) neighbor/support vector/leaf node instance/cluster point as example-based explanations for various wrapper boxes. Instances are presented as is without any modifications, except that target groups and countries of offensive examples are demarcated in angle brackets. Raw examples may contain punctual, spelling, or grammatical errors. Labels for each training instance are in normal brackets.

Only presenting the closest training point does not constitute a faithful explanation of the wrapper boxes’ reasoning process. Here, we again rely on the assumption that relevant examples as judged by the wrapper boxes will also be judged as related by users. Following this logic, we think the closest training point as deemed by the model is likely a good analogy to the input example from the users’ perspective as well. However, the closest training point may not be representative of the overall distribution of the training instances applied for inference (e.g. row 3 in Table 6). Even if it may be relevant to the input, the closest example could be an outlier or an atypical example that does not accurately represent the majority of examples employed for reasoning. If users believe that explanations are faithful when they are not, this misinterpretation may also trick users into trusting faulty models (Lakkaraju and Bastani, 2020).

D.1 TOXIGEN

Table 6 showcases qualitative examples for TOXIGEN. We observe that although not faithful, these explanations are relevant to the input text and oftentimes are exactly identical across wrapper boxes. Specifically, k NN, DT, and L -means usually pinpoint the same training instances as explanations, whereas SVM finds the most similar support vectors that may differ from the aforementioned examples. Rows 1-2 illustrate this phenomenon, where all example-based explanations address the same topic as the inputs. Albeit, SVM derives a semantically similar explanation that looks slightly different compared to examples identified by the other three wrapper boxes. Overall, this makes sense since all wrapper boxes operate on the same latent representation space for inference. The disagreement in derived explanations between SVM and other wrapper boxes is likely due to the fact that

SVM only has access to support vectors of the training set for obtaining explanations.

Since all wrapper boxes leverage more than just the closest training example in inference (Section 5), these explanations are simple but are not faithful (Case II in Table 2). This can lead to scenarios (row 3) where the final prediction disagrees with the explanation label. Furthermore, there’s no guarantee that k NN, DT, and L -means always pinpoint the same explanations, and indeed they can be different since the exact mechanism by which similar examples are identified for each approach varies. Either way, we theorize that these explanations are useful to cultivate intuitions for correct predictions and clarifications for failure cases.

D.2 E-SNLI

Table 7 presents qualitative examples for E-SNLI. Each sample constitutes a premise-hypothesis pair, alongside a randomly selected (from three) human-annotated explanation. Although our qualitative example-based explanations (Table 6 and Table 7) are simple and intuitive, other NLP tasks may differ, such as topic modeling or passage retrieval.

Interestingly, whereas for TOXIGEN k NN, DT, and L -means often pinpoint the same training instances as explanations, for E-SNLI instead k NN, DT, and SVM follow this trend (rows 2-3). We postulate that this occurs for two reasons: the one-versus-rest SVM configuration for multiclass classification results in more support vectors (thus providing more coverage of the original training set) and L -means results in less clean clusters (noisier neighbors). Nevertheless, we observe that provided example-based explanations often require the same reasoning skills as the input, which is consistent with examples from TOXIGEN. Again, sometimes (row 3) wrapper boxes can still lead to different explanations, and the final prediction may not agree with the label of the closest training point.

Unfaithful explanations can still be useful. For E-SNLI, we observe that rationales behind annotated human explanations often also apply to the presented example-based explanations. For example, for the first input example (row 1), the human justifies the pair as entailment since the hypothesis paraphrases the premise. Likewise, our example-based explanation displays a hypothesis that paraphrases the premise.

E How Many Layers Are Needed?

Can using layers other than the penultimate further improve performance? Figure 3 displays wrapper box results using various layer configurations for TOXIGEN. For settings with multiple layers, we fit the same wrapper box for each layer, whereby the final prediction is an ensemble using a majority vote from all classifiers. For example, for the all layers configuration, we fit a k NN, SVM, decision tree, and L -means classifier per layer, and then aggregate predictions across all instances of the same wrapper box by majority voting, breaking ties randomly.

Across all models, wrapper boxes, and metrics, performance using representations from the penultimate layer alone (purple bars) is largely comparable to using all layers (red bars). The latter does not always outperform the former, so leveraging representations from all layers is not a strict improvement over just the penultimate layer. In general, using the embedding layer (with or without the penultimate layer) performs worse compared to using all or the penultimate layer alone, resulting in zero precision, recall, and F1 for decision trees and L -means (no predictions for offensive speech!). This suggests that representation at the embedding level does not contain enough discriminative information to differentiate between harmful and offensive speech, such that the internal transformations learned by the transformers during pre-training and fine-tuning is necessary to make that difference more explicit. Furthermore, this shortcoming reveals that the performance (and subsequent quality of derived example-based explanations) of our wrapper boxes heavily depends on the quality of input representations. Nevertheless, we argue that learning good representations is exactly the purpose of performing pre-training and fine-tuning, and should be addressed as a separate problem from our focus on deriving example-based explanations.

Figure 3 also confirms the hypothesis from prior work (Papernot and McDaniel, 2018a; Wallace et al., 2018) that leveraging representations from all layers is sufficient to achieve comparable performance compared to the original model. However, we demonstrate that using the penultimate layer alone also accomplishes this, which leads to significant improvements in space complexity by an order of magnitude. Now, only the representations from the penultimate layer need to be extracted and

cached for inference, although a complete forward pass through all prior layers of the model is still necessary to compute representations.

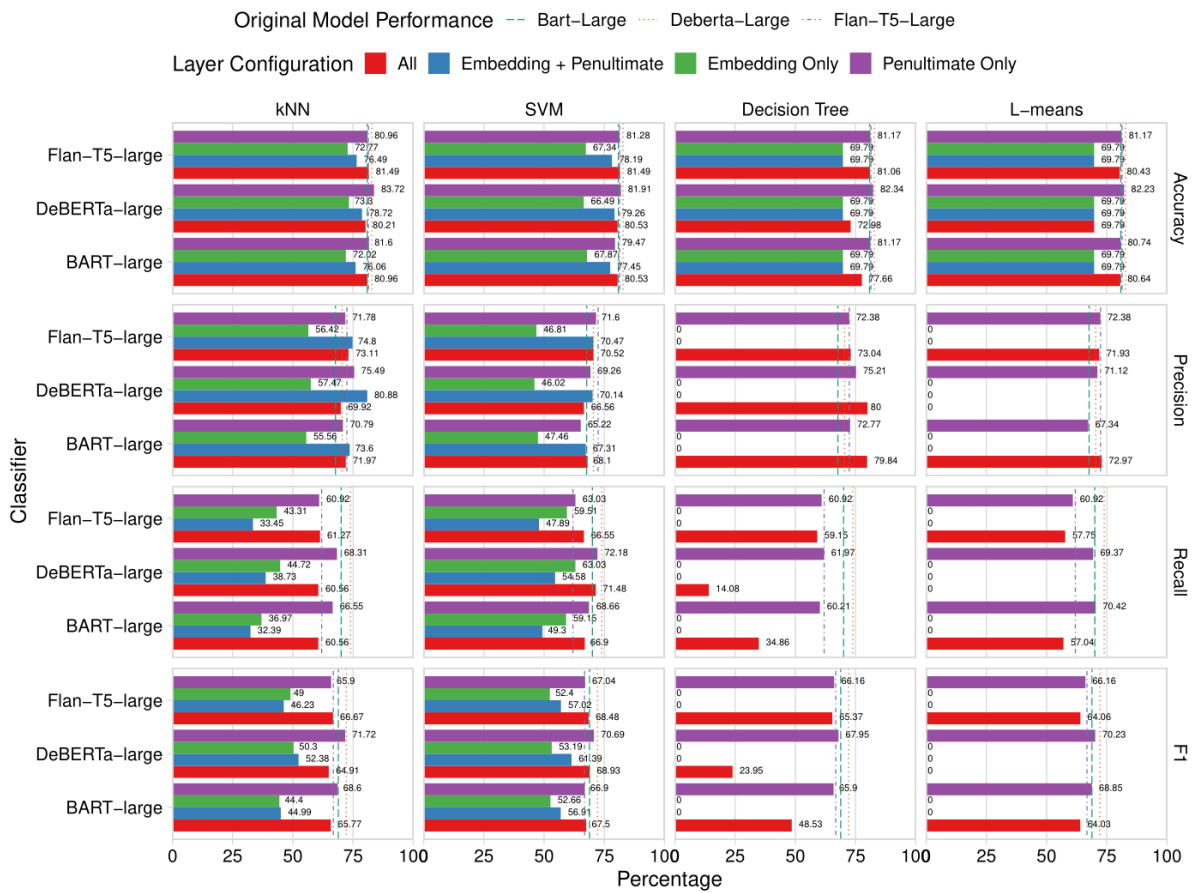


Figure 3: Layer analysis for TOXIGEN. Most of the time, leveraging representation from the penultimate layer alone is sufficient to achieve performance that is largely comparable to baseline transformers for all wrapper boxes across all metrics.