

# Asteroseismic Modelling of Fast Rotators and its Opportunities for Astrophysics

Conny Aerts<sup>1,2,3</sup> and Andrew Tkachenko<sup>1</sup>

<sup>1</sup> Institute of Astronomy, KU Leuven, Celestijnenlaan 200D, B-3001 Leuven, Belgium  
e-mail: conny.aerts@kuleuven.be; andrew.tkachenko@kuleuven.be

<sup>2</sup> Department of Astrophysics, IMAPP, Radboud University Nijmegen, PO Box 9010, 6500 GL, Nijmegen, The Netherlands

<sup>3</sup> Max Planck Institute for Astronomy, Königstuhl 17, 69117, Heidelberg, Germany

Received XXX / Accepted XXX

## ABSTRACT

Rotation matters for the life of a star. It causes a multitude of dynamical phenomena in the stellar interior during a star's evolution and its effects accumulate until the star dies. All stars rotate at some level but most of those born with a mass above about 1.3 times the mass of the Sun rotate rapidly during more than 90% of their nuclear lifetime. Internal rotation guides the angular momentum and chemical element transport throughout the stellar interior. These transport processes change over time as the star evolves. The cumulative effects of stellar rotation and its induced transport processes determine the helium content of the core by the time it exhausts its hydrogen isotopes. The amount of helium at that stage also guides the heavy element yields at the end of the star's life.

A proper theory of stellar evolution and any realistic models for the chemical enrichment of galaxies, must be based on observational calibrations of stellar rotation and of the induced transport processes. In the last few years, asteroseismology offers such calibrations, for single and binary stars. We review the current status of asteroseismic modelling of rotating stars for different stellar mass regimes, in an accessible way for the non-expert. While doing so, we describe exciting opportunities sparked by asteroseismology for various domains in astrophysics, touching upon topics from exoplanetary science to galactic structure and evolution and on to gravitational wave physics. Along the way, we provide ample sneak-previews for future 'industrialised' applications of asteroseismology to slow and rapid rotators, from exploitation of combined *Kepler*, TESS, PLATO, Gaia, and spectroscopy surveys.

We end the review with a list of take away messages and achievements of asteroseismology, which are of relevance for many fields of astrophysics.

**Key words.** Asteroseismology – Waves – Binary Stars – Stars: Rotation – Stars: Interiors – Stars: evolution – Stars: oscillations (including pulsations) – Stars: magnetic field – Gravitational Waves – Convection – Hydrodynamics – Methods: data analysis – Methods: statistical – Surveys – Sun: interior – Sun: helioseismology – Binaries: eclipsing – Stars: subdwarfs – Stars: supergiants – Galaxy: clusters: general – Stars: black holes – Stars: neutron – Binaries (including multiple): close – Blue stragglers – Stars: emission-line, Be

## 1. Asteroseismology: a fountain of opportunities for astrophysics

Asteroseismology is the science of probing stellar interiors by modelling detected oscillation modes of stars (see [Aerts et al. 2010](#), for a comprehensive monograph). It has been an established research field within stellar astrophysics for more than a decade now. Rapid progress in numerous successful applications of this technique has occurred thanks to major advances in the observational aspects brought by space telescopes. This is mainly thanks to space missions dedicated to the collection of uninterrupted high-cadence high-precision photometric light curves, such as the past MOST ([Walker et al. 2003](#)), CoRoT ([Auvergne et al. 2009](#)), and *Kepler* ([Koch et al. 2010](#)) satellites and the currently operational TESS mission ([Ricker et al. 2015](#)). The oscillation frequencies deduced from such time-series data are independent of stellar models as they are derived directly from the Fourier transforms of the light curves. The mode frequencies are typically one to several orders of magnitude more precise than classical observables used to evaluate stellar structure and evolution models in Hertzsprung-Russell (HRD) or colour-magnitude (CMD) diagrams (cf. Table 1 in [Aerts et al. 2019](#)). Moreover, oscillation mode frequencies are influenced by the physical and chemical conditions of the matter in the part of the stellar interior where the modes have their dominant probing power. It is then no surprise that the exploitation of seismic observables determined directly by the deep interior of stars brings a revolution for astrophysics ([Aerts 2021](#)). Now that the field of asteroseismology is mature and well established, we enter its 'industrial revolution' thanks to the large surveys brought by TESS and the PLATO mission currently under construction ([Rauer et al. 2014](#), see Rauer et al. (submitted) for the latest updates).

Figure 1 represents a fountain of opportunities fed by asteroseismology, as a non-exhaustive preview of the themes touched upon in this review. Indeed, asteroseismology currently plays an important role in the progress of each of these topics of modern astrophysics. This fountain highlights the major capacities of asteroseismology by uncovering the detailed properties of stars, all the way from their central core to their surface. Thanks to this unique capability, asteroseismology brings novel and crucial ways

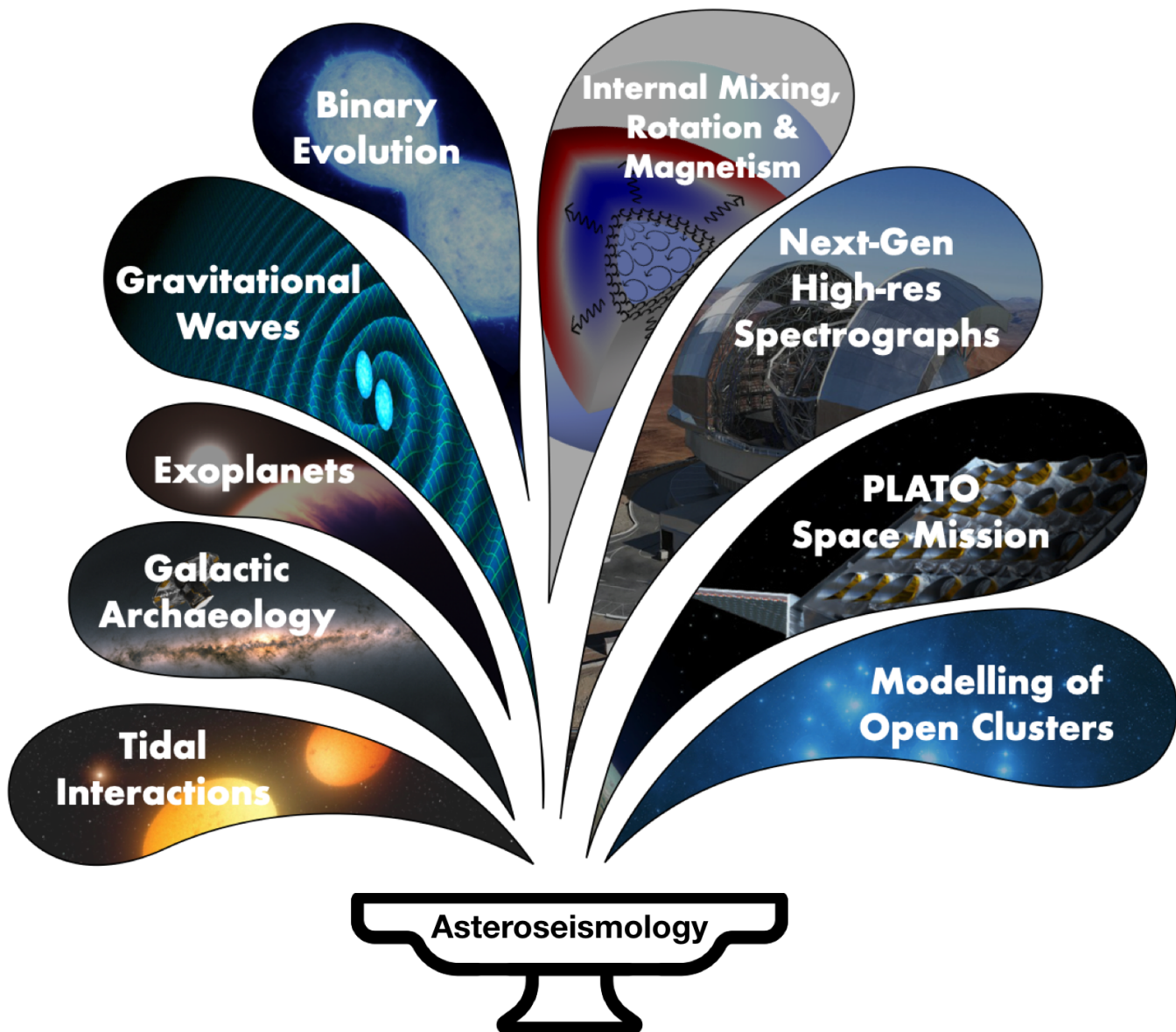


Fig. 1: A fountain of opportunities brought by asteroseismology. Its potential for a non-exhaustive list of research areas in astrophysics are indicated. This concerns exoplanetary science, archaeological studies of the Milky Way and Magellanic Clouds, stellar evolution theory of single and binary stars, stellar populations and clusters, technology development and instrument calibrations, gravitational wave and theoretical physics, and more. Each of these topics are discussed in this review, highlighting the breadth and impact of asteroseismology for these research fields. Figure designed by Conny Aerts and implemented by Clio Gielen.

to improve stellar structure and evolution theory, impacting all research in astrophysics relying on stellar models. For each of the topics shown in Fig. 1, we highlight the role of asteroseismic input, with emphasis on improvements achieved or to be expected in the not too distant future.

The extensive general and observational papers by [Aerts \(2021\)](#) and [Kurtz \(2022\)](#), respectively, already offer comprehensive reviews on the history, beginnings, methodology, and numerous applications of asteroseismology in the current space era, written for a broad readership. Here we offer new insights and more recent applications for the general A&A reader, which are not yet covered or too recent to have been in these two comprehensive reviews. In particular, we focus this review on applications of asteroseismology to rapidly rotating stars and discuss why and how they differ from asteroseismology of the Sun-like stars. Such stars are slow rotators during the largest part of their life because they are subject to magnetic braking during their initial life phases.

The character of an oscillation mode is mainly determined by its dominant restoring force(s). Examples are the pressure gradient for pressure ( $p$ ) modes, also known as acoustic modes, the buoyancy force of Archimedes for gravity ( $g$ ) modes, or the Coriolis force for inertial modes. In the absence of rotation, the family of spheroidal modes is categorised into three branches: the high-frequency  $p$  modes and the low-frequency  $g$  modes are separated by the so-called fundamental ( $f$ ) mode, which corresponds to surface gravity waves. This simple picture becomes more complex in the presence of rotation. We come back to the different types of modes, which probe different layers of the star, in Sect. 3. In this review, we will be highlighting modelling results based on identified oscillation

modes probing the deep internal physics of observed rotating stars. A key motivation for this emphasis is the major impact offered by the interpretation of so-called gravito-inertial oscillation modes. Such modes allow us to improve the theory of stellar evolution in the presence of rapid rotation. Gravito-inertial asteroseismology only saw its birth a few years ago and has not been covered extensively in previous review papers, while it is of major importance for stellar evolution and chemical yields.

Rotation has a major impact during the longest nuclear life phase of all the single and binary stars of intermediate and high mass (Maeder 2009). In that sense, the internal rotation during that phase is a main driver for the chemical evolution of galaxies (Karakas & Lattanzio 2014; Kobayashi et al. 2020). It has to be kept in mind that the effects of rotation, notably the transport and mixing phenomena it induces, are cumulative throughout the evolution of the star. Rotationally induced internal mixing and angular momentum transport in stars born with a convective core and a radiative envelope leave strong fingerprints during the initial ~90% of their life, that is, while they are burning hydrogen into helium in their rotating core.

Throughout this so-called main-sequence phase the cumulative effect of rotationally induced or affected transport processes may lead to the production of far more helium compared to the case where rotation is not active or only mildly so. The efficiency of the heavy element production beyond the main sequence is largely determined by the amount of helium available as fuel in the final ~10% of stellar life (Kippenhahn et al. 2013; Salaris & Cassisi 2017). During that short and complicated end phase of stellar evolution, stars are slowed down tremendously as they expand and lose angular momentum due to winds, outflows, and explosions (for those born with a mass above about eight solar masses). In this way, stars enrich their surrounding interstellar medium near the end of their life. To assess the amount and kind of processed nuclear material expelled by dying stars, it is essential to measure the internal rotation, mixing, and the masses of the growing helium and carbon-oxygen cores during the stages of central hydrogen and helium burning. Nowadays, asteroseismology is able to measure these helium and carbon-oxygen cores, as relics of the accumulated effect of the internal rotation and mixing throughout the two longest nuclear life phases of stars.

Non-radial oscillations in fast rotators provide critical and new calibrations of the internal rotation and magnetic fields to stellar evolution theory. Aside from this basic role of asteroseismology, it also offers guides to improve 3-dimensional (3D) magneto-hydrodynamical (MHD) simulations of core-collapse supernovae (e.g. Hammer et al. 2010; Wongwathanarat et al. 2015; Lentz et al. 2015; Summa et al. 2016; Müller et al. 2017; Ott et al. 2018; O'Connor & Couch 2018; Andresen et al. 2019; Burrows et al. 2019; Varma et al. 2023) and to calibrate binary population synthesis studies. These guide predictions for gravitational wave emission from merging neutron star and black hole binaries (e.g., de Mink & Belczynski 2015; de Mink & Mandel 2016; Marchant et al. 2016; Belczynski et al. 2016; Farr et al. 2017; Belczynski et al. 2020; Laplace et al. 2020; Marchant et al. 2020, 2021; Landry & Read 2021; Schneider et al. 2021, 2023; Mezzacappa et al. 2023; Wong et al. 2023; Agrawal et al. 2023; Jiang et al. 2023; Cheng et al. 2023). No such simulation studies available today have been done with asteroseismically calibrated internal rotation and magnetic field profiles of massive stars. Major future endeavours are therefore to be anticipated on the bridge between asteroseismology of massive close binaries and multi-messenger astronomy. Asteroseismology is an essential approach to bring a solid observational foundation to the interpretation of gravitational wave detections of merging compact binaries (cf. Fig. 1).

## 2. Existing asteroseismology reviews and the aspect of binarity

Aside from the recent reviews by Aerts (2021) and Kurtz (2022) mentioned already, several earlier asteroseismology review papers exist. These were published during the past decade and are dedicated to particular types of pulsators, following the tremendous and rapid progress delivered by the 4-yr light curves assembled by the nominal NASA *Kepler* space mission (Koch et al. 2010) and its refurbished version K2 (Howell et al. 2014). These previous manuscripts offer comprehensive overviews of the impact of asteroseismology on astrophysics for specific types of stars, notably slow rotators. We shall not repeat their content here, but do take the opportunity to present some of the latest asteroseismology results for slow rotators not yet covered in these available reviews. In doing so we touch upon a few topics that stand out because of their unique potential for impact in future astrophysics research, notably internal magnetism of stars.

So far, the playground of asteroseismology, that is, the range in the birth mass of stars with identified non-radial oscillation modes, covers from about  $0.75 M_{\odot}$  for the K5V star  $\epsilon$  Indi A (Lundkvist et al. 2024) to as high as about  $25 M_{\odot}$  for the O9V  $\beta$  Cep star HD 46202 (Briquet et al. 2011). However, by far most efforts in asteroseismic modelling have been concentrated on low-mass stars, from their birth as dwarfs through their evolved stages as subgiants and red giants, or as subdwarfs due to loss of their hydrogen envelope, and all the way to their end-of-life as cooling compact remnant white dwarfs (see the reviews by Chaplin & Miglio 2013; Hekker & Christensen-Dalsgaard 2017; Córscico et al. 2019; García & Ballot 2019; Giammichele et al. 2022). Multiple reasons for this focus on stars born with a low mass (defined here as stars with a mass in the range  $0.7 M_{\odot} \leq M \leq 1.2 M_{\odot}$ ) are relevant. Indeed, low-mass stars

1. constitute the dominant population in our Milky Way galaxy, allowing for the study of its history, archaeology, and current structure. This is nowadays being done from the multitude of Gaia data (Gaia Collaboration et al. 2016, 2023b) and ongoing or near-future dedicated all-sky survey high-resolution spectroscopy (Kollmeier et al. 2017; Pinsonneault et al. 2018; Bensby et al. 2019; Jin et al. 2023);
2. reveal high-frequency solar-like oscillations excited stochastically by the turbulent convection in their envelopes throughout almost their entire nuclear burning life. Such oscillations obey so-called scaling relations already summarised by Kjeldsen & Bedding (1995) long before the era of space asteroseismology. These scaling relations make it easy to deduce the mass, radius, and age from radial, dipole, and quadrupole modes, with high precisions of a few percent. This is achieved by comparing the observed properties of detected low-degree global oscillation modes with those of the Sun (e.g. García & Ballot 2019, for an extensive review). It has the major advantage that one can use the heritage from helioseismology (Christensen-Dalsgaard 2002, 2021) and transfer it to asteroseismic applications to solar-like oscillations;
3. cover the most important parameter space of exoplanet host stars, including those with multiple Earth-like rocky planets in the habitable zone;

4. have a relatively modest binary and multiplicity fraction compared to stars of higher mass (cf. Fig. 2);
5. are all slow rotators from early in their life as they are subject to efficient magnetic braking during their core hydrogen burning phase. As we will detail in the next sections, this implies that the impact of rotation on the modelling of their oscillations is in the easiest regime of the frequency domain. We come back to this important aspect throughout this review.

None of these five aspects is valid for moderate to fast rotators of intermediate to high mass. We define stars born with  $1.3 M_{\odot} \leq M \leq 8 M_{\odot}$  as intermediate-mass stars and those with  $M > 8 M_{\odot}$  as high-mass stars. For the pulsators in these two mass regimes we do not have a main-sequence calibrator like the Sun, whose helioseismology (Christensen-Dalsgaard 2002) has been essential to guide similar applications to low-mass stars.

Though a minority compared to their low-mass colleagues, stars born with  $M \geq 1.3 M_{\odot}$  deliver a major fraction of the energy and heavy elements to galaxies and to the Universe as a whole. For this reason, and given the fast progress of asteroseismology for this under-represented category of fast rotators, we dedicate most of this review to asteroseismic applications of stars born with intermediate or high mass. In the next section we clarify what we mean by moderate and fast rotation.

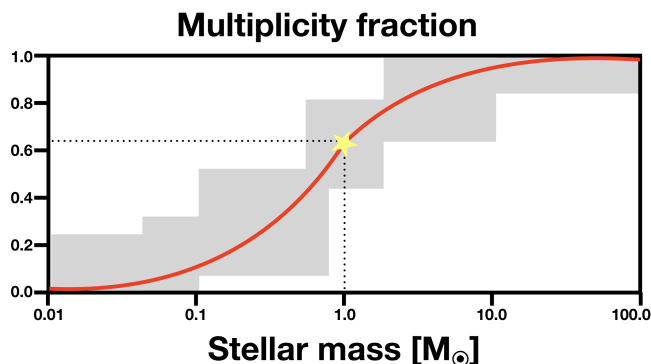


Fig. 2: Sketch representing the multiplicity fraction for stars and brown dwarfs (red line), with the uncertainties summarising numerous observational studies in the literature as grey boxes. Somewhat more than half of the solar-like stars situated near the yellow star symbol are expected to have a companion.

Fig. 2 shows the binary fraction for stars and brown dwarfs. This figure makes it clear that we cannot ignore stellar multiplicity in a review focusing on asteroseismology of intermediate- and high-mass stars. In particular, close binarity dominates the evolution of the most massive stars (Sana et al. 2012, 2013, 2014). While this has been firmly established observationally for a decade, it is recognised that binary evolution theory still suffers significantly from the major uncertainties occurring in the theory of single star evolution (Marchant & Bodensteiner 2024). Hence this must be given the highest priority and asteroseismology is the optimal way to do so (Aerts 2021). We will touch upon the various aspects of binarity and multiplicity for asteroseismic studies in Sect. 5 and Sect. 6. The class of subdwarfs is discussed briefly in Sect. 7. It deserves special attention in this respect, as the binary fraction is high (Han et al. 2003; Hu et al. 2008; Vos et al. 2017, 2019). In fact, all subdwarfs originate from binary interactions because the seemingly single class members can only be understood in terms of a common envelope phase resulting in a merger (Heber 2009). Due to the efficient loss of their envelope, the core-helium burning subdwarfs are of low mass in their current phase of evolution (about  $0.5 M_{\odot}$ ). Those with oscillations reveal high-frequency modes with periods much shorter than their rotation and/or orbital period (see Lynas-Gray 2021, for a review). We also briefly touch upon merger seismology for higher mass objects, offering a way to hunt for such stars asteroseismically. Section 8 is dedicated to future outlooks, putting emphasis on Gaia’s role in asteroseismology.

Rather than trying to be exhaustive in reviewing the progress of asteroseismology, this paper takes the approach of offering the non-expert reader highlights from the recent literature based on prominent case studies. This way, we illustrate what can be achieved with current and future data and theoretical developments. The plan of the paper is as follows. We provide an accessible introduction to asteroseismology in Sect. 3, touching upon the wave equations representing stellar oscillations and the accompanying frequency regimes. Section 4 covers recent applications of asteroseismology of single stars, starting with the Sun and gradually increasing the level of complexity in the mode computations as the ratio of the oscillation mode periods to the rotation period increases. In Sect. 5 we highlight how model-independent dynamical masses and radii help asteroseismology, before moving on to tidal asteroseismology in Sect. 6 and subdwarf and merger seismology in Sect. 7. We end the paper with an extensive outlook for the bright future of asteroseismic applications to stars of intermediate and high mass from combined Gaia data, survey spectroscopy, and ongoing TESS or future PLATO space photometry. A pertinent need for new theory and better modelling tools occurs, in order to interpret the oscillations of fast rotators and close binaries up to current measurement precisions.

### 3. Asteroseismology’s unique probing power

This review is focused on applications of asteroseismology to rotating stars while omitting jargon, so as to make it well accessible. Major focus will be put on future prospects and opportunities (cf. Fig. 1). Hence, we will only introduce concepts and equations that are absolutely necessary to keep the text self-contained. The reader is referred to the monographs by Unno et al. (1989) and Smeyers & Van Hoolst (2010) for full derivations of the oscillation equations. Further, we point to Aerts et al. (2010) and Basu & Chaplin (2017) for extensive descriptions of analysis tools and the principles of stellar modelling in the modern era of space asteroseismology.

Here, it suffices to know that non-radial oscillations lead to periodic deviations from the equilibrium structure of the star. Each mode moves the fluid elements away from the position they would have without any seismic activity. Each mode displaces the fluid elements with a periodicity corresponding to the mode's frequency and its nodes. Since this concerns a perturbation of a 3-dimensional (3D) body, three numbers are required to describe the geometry of each mode. Two of these are called “wavenumbers” and stand for the number and position of nodal lines at the stellar surface with respect to the symmetry axis of the oscillations. In the case of a spherical star in equilibrium that gets perturbed by the modes, these wavenumbers are usually denoted as  $(l, m)$  that characterise the nodal lines of a spherical harmonic function  $Y_l^m(\theta, \phi)$  used to describe the angular part of the displacement vector due to the mode. Assignment of the third number,  $n$ , is connected with the number of nodes in the radial component of the eigenfunction. It is more involved than the cases of  $l$  and  $m$ , because it depends on the dominant restoring force of the oscillations (Aerts et al. 2010). For the simplest case of radial ( $l = 0$ ) oscillations, the pressure gradient is the restoring force and hence these are acoustic eigenmodes (or p-modes) of the star. The radial mode with the  $n$ -th lowest eigenfrequency has  $n$  nodes in its displacement vector. Since the centre of the star is a node,  $n - 1$  nodes occur between the centre and the surface of the star and one speaks of the  $(n - 1)$ -th overtone, while the radial mode having only a node in the star's centre is called the fundamental mode. The classification of non-radial modes ( $l \neq 0$ ) in terms of their overtone is considerably more complex because additional restoring forces, such as buoyancy, come into play. We refer to Takata (2012) for a detailed mathematical description of mode classification in terms of the overtone  $n$ , denoted here as  $p_n$  and  $g_n$  for p- and g-modes of radial order  $n$ , respectively. We end this part on the mode numbers by pointing out that the white dwarf community has historically denoted the radial order by  $k$  instead of  $n$ .

### 3.1. Stellar evolution models in equilibrium

Modern asteroseismic modelling applications require numerical solutions of the relevant oscillation equations described in the next subsection. The modelling hence relies on realistic unperturbed background stellar models. Any fluid element inside a rigidly rotating star is characterised by its position vector  $\mathbf{r}$  with respect to the star's centre and the time coordinate  $t$  measured since the stellar birth (the so-called zero-age-main-sequence or ZAMS defining time zero). The fluid elements will have to fulfil the equations of stellar structure at any time during the star's evolution (see the monograph on models of rotating stars by Maeder 2009, for the derivations and solutions of these equations).

Since we wish to introduce and discuss the dynamical properties of stellar oscillations, we limit ourselves to a description of the equation of motion and we focus on a rigidly rotating star for now. Expressed in a frame of reference co-rotating with the star's rotation vector  $\mathbf{\Omega} = \Omega \mathbf{e}_z$ , where  $\mathbf{e}_z$  is the unit vector along the rotation axis, the equation of motion reads:

$$\begin{aligned} \frac{\partial \mathbf{v}}{\partial t} + (\mathbf{v} \cdot \nabla) \mathbf{v} + \underbrace{2\mathbf{\Omega} \times \mathbf{v}}_{\text{Coriolis}} + \underbrace{\mathbf{\Omega} \times (\mathbf{\Omega} \times \mathbf{r})}_{\text{centrifugal}} = \\ - \underbrace{\frac{\nabla p}{\rho}}_{\text{pressure}} - \underbrace{\nabla \Phi}_{\text{gravity}} + \mathbf{a}_{\text{extra}}^{\text{internal}} + \mathbf{a}_{\text{extra}}^{\text{external}}. \end{aligned} \quad (1)$$

In this equation,  $\rho$  is the density,  $p$  is the pressure,  $\mathbf{v}$  stands for the velocity vector, and  $\Phi$  is the gravitational potential fulfilling the equation  $\nabla^2 \Phi = 4\pi G \rho$  with  $G$  the gravitational constant. Aside from the two accelerations due to the pressure and gravitational forces, the two terms  $\mathbf{a}_{\text{extra}}$  represent extra accelerations due to the joint effect of any active forces not spelled out explicitly, one term for forces active inside the star and the other one for forces imposed by external sources. An example of  $\mathbf{a}_{\text{extra}}^{\text{internal}}$  is the Lorentz force caused by an internal magnetic field or accelerations due to radiative forces resulting in a dust-driven or line-driven stellar wind. Additionally, extra accelerations  $\mathbf{a}_{\text{extra}}^{\text{external}}$  may be caused by external forces such as magnetic fields and/or tides due to one or more companions..

For an unperturbed background model of a single star not subject to any extra forces aside from those due to pressure gradients, gravity, and rotation, the equilibrium state at time  $t$  is described by  $\mathbf{v} = \mathbf{0}$ . In that case, it follows from Eq. (1) that the star is a spheroid flattened by its centrifugal force (see Espinosa Lara & Rieutord 2013, for an extensive discussion). Most of the current stellar evolution codes simplify the flattening of stars caused by rotation and describe the gaseous spheroids by using only one spatial coordinate, for instance the distance  $r$  from a fluid element to the centre of the star. Thus any fluid element is characterised by two coordinates, denoted here as  $(r, t)$  with  $t$  the star's age.

Almost all asteroseismic applications discussed in this review are based on such 1-dimensional (1D) background models evolving with time, assuming either rigid rotation with constant frequency  $\Omega$  or shellular rotation (Zahn 1992) for which the rotation frequency only depends on  $r$ ,  $\Omega(r)$ , and not on latitude  $\theta$  or longitude  $\phi$ . Shellular rotation results from the assumption of strong horizontal turbulence, forcing a constant rotation rate along isobars. We discuss prospects for asteroseismic applications relying on more realistic yet more complex 2D or 3D background models in the last section.

### 3.2. The wave equations describing the dynamics of stellar oscillations in a rotating star

Each oscillation mode causes the fluid elements in the star to get displaced from their equilibrium position according to the Lagrangian vector  $\xi(\mathbf{r}, t)$ . In general, the oscillation equations for a rotating star are of the form

$$\ddot{\xi} + 2\mathbf{\Omega} \times \dot{\xi} + \mathbf{O}^{(1)}(\xi) = \mathbf{O}^{(2)}(\xi, \xi) + \mathbf{O}^{(3)}(\xi, \xi, \xi) + \dots, \quad (2)$$

where a superscript dot stands for a time derivative and the operators  $\mathcal{O}^{(i)}$  group all acting forces such that their application represents a collection of terms of  $i$ -th order in  $\xi$  for  $i = 1, 2, 3, \dots$ . In order to solve Eq. (2), one can take various approximations and approaches, depending on the importance of the Coriolis, centrifugal, magnetic, and tidal forces. The validity of approximations depends strongly on the mode frequency regimes with respect to the rotation frequency, whether or not we have to take into account deformation due to the centrifugal force, and whether we deal with rigid or non-rigid rotation. We briefly discuss some of the options but refer to the references for details.

Asteroseismology is most often applied in a linear framework, where it is assumed that any perturbation of the background equilibrium model stemming from an oscillation mode is sufficiently small to ignore effects of order higher than one in the displacement  $\xi$  in Eq. (2). This means that we can ignore all terms on the right-hand side in Eq. (2). In this case, the equation of motion in Eq. (1) due to the mode  $\xi$  is the much simpler version of Eq. (2), namely

$$\ddot{\xi} + 2\mathbf{\Omega} \times \dot{\xi} + \mathcal{O}^{(1)}(\xi) = \mathbf{a}_{\text{extra}}^{\text{external}}, \quad (3)$$

where the operator  $\mathcal{O}^{(1)}$  contains all acting internal forces. If we further write the Lagrangian displacement experienced by a fluid element inside a non-rotating non-magnetic single spherical star at position  $\mathbf{r}$  and time  $t$  due to a periodic linear eigenmode with frequency  $\omega$  as

$$\xi(\mathbf{r}, t) = \xi(\mathbf{r}) \exp(-i\omega t), \quad (4)$$

the wave equation simplifies to

$$\omega^2 \xi = \mathcal{O}^{(1)}(\xi) \quad (5)$$

with  $\mathcal{O}^{(1)}$  a linear function determined by the equilibrium values and 1st-order perturbations of the density, pressure, and gravitational potential (e.g., Aerts et al. 2010, Chapter 3). This is the simplest version of the wave equation to solve for a family of linear spheroidal non-radial oscillation modes. We highlight some of the latest findings of helio- and asteroseismology in this simplest approximation in Sect. 4.1.

Versions of non-linear theory of non-radial oscillations based on Eq. (2) have also been developed, up to second (Dziembowski 1982; Buchler & Goupil 1984), third (Van Hoolst & Smeyers 1993; Buchler et al. 1995; Mourabit & Weinberg 2023) or fourth (Van Hoolst 1994) order in  $\xi$  while ignoring the rotation of the star or by considering it to cause a small perturbation only. Yet, applications of asteroseismic modelling based on such higher-order (in  $\xi$ ) theory are so far scarce. Applications occur for oscillation modes in white dwarfs (Zong et al. 2016b), subdwarfs (Zong et al. 2016a), red giants (Weinberg & Arras 2019; Weinberg et al. 2021), and a  $\delta$  Sct star (Mourabit & Weinberg 2023), all of which treat rotation as a small perturbation for the computation of the displacement vectors. Modelling of tides in close binaries may also require non-linear non-radial oscillation theory to solve Eq. (2) when linear tides do not provide a sufficiently accurate description, as theorised by Weinberg et al. (2012); Ogilvie (2014).

A different aspect of simplifying Eq. (1) and Eq. (2) concerns the treatment of rotation, notably the importance of the Coriolis and centrifugal forces and how they compare to the Lorentz force. The rotational effect in the equation of motion leads to terms up to  $\Omega^2$ . The Coriolis force creates vorticity and it may become the dominant restoring force, instead of the pressure force or gravity. Hence one encounters additional families of modes, which do not exist in non-rotating stars. A well-known example from both geophysics and astrophysics concerns the family of toroidal modes. For a pedagogical derivation and discussion of the various types of mode families in rotating stars, we refer to Townsend (2003b).

The strategy to compute oscillation modes in a rotating star depends entirely on how the mode periods compare to the rotation period. If these two are of comparable order, one cannot treat the rotation as a small effect to compute  $\xi$  (see also the next section). If the rotation happens on a much slower timescale than the one of the oscillations, one can treat the rotational effects in a perturbative approach. This is typically a good strategy when the rotation period is at least ten times longer than the mode periods. In such a case, perturbation theory for proper computation of  $\xi$  can be developed up to any order in  $\varepsilon \equiv \Omega/\omega$ , where  $\varepsilon$  is considered as a small expansion parameter to compute the displacement in the form  $\xi = \xi_0 + \varepsilon \xi_1 + \varepsilon^2 \xi_2 + \dots$ . We note that such methodology only makes sense if  $\varepsilon$  is sufficiently small as an expansion parameter, hence the modes should have far shorter periods in the frame of reference co-rotating with the star compared to the rotation period. Within such an approach, one must then also decide whether the deformation of the star, which is  $\propto \Omega^2$ , can be ignored or not. If it must be taken into account, the seismic modelling requires a way to incorporate the deformation, either at the level of the equilibrium structure, or at the level of the expression for  $\xi$ , or both. Often one considers the simplest deformation only at the level of the equilibrium structure, where the contribution to the potential is approximated by its spherically symmetric component (cf. Eq. (30) in Aerts 2021). Whatever the choice of how to deal with the deformation, one also needs to specify if and up to which order the terms due to the Coriolis and centrifugal forces couple to each other when computing  $\xi$ .

A variety of 1st-, 2nd-, and 3rd-order perturbative non-radial pulsation theories for the computation of spheroidal and toroidal families of mode solutions is available in the literature, relying on the assumption that all the terms within the operator  $\mathcal{O}^{(1)}$  as well as the term  $2\mathbf{\Omega} \times \dot{\xi}$  in Eq. (2) cause only small deviations from the solutions to Eq. (5) represented by  $\xi_0$ . We remark that the computation of  $\xi = \xi_0 + \varepsilon \xi_1 + \varepsilon^2 \xi_2 + \dots$  from perturbation theory to treat the rotation may involve mode coupling, particularly among spheroidal and toroidal modes, but this is a different matter than adopting non-linear oscillation theory by relying on the right-hand side of Eq. (2). The series  $\xi = \xi_0 + \varepsilon \xi_1 + \varepsilon^2 \xi_2 + \dots$  in perturbation theory to compute linear modes of rotating stars can be truncated after taking sufficient terms in numerical computations, depending on the envisioned precision required for the modelling application. Perturbative approaches for asteroseismic modelling adhering to the requirement  $\Omega \ll \omega$  were developed theoretically already long before the modern era of space asteroseismology (e.g., Ledoux 1951; Saio 1981; Gough & Thompson 1990; Dziembowski & Goode 1992, 1996; Soufi et al. 1998; Daszyńska-Daszkiewicz et al. 2002; Karami 2008, each of which containing a lot of technical details).

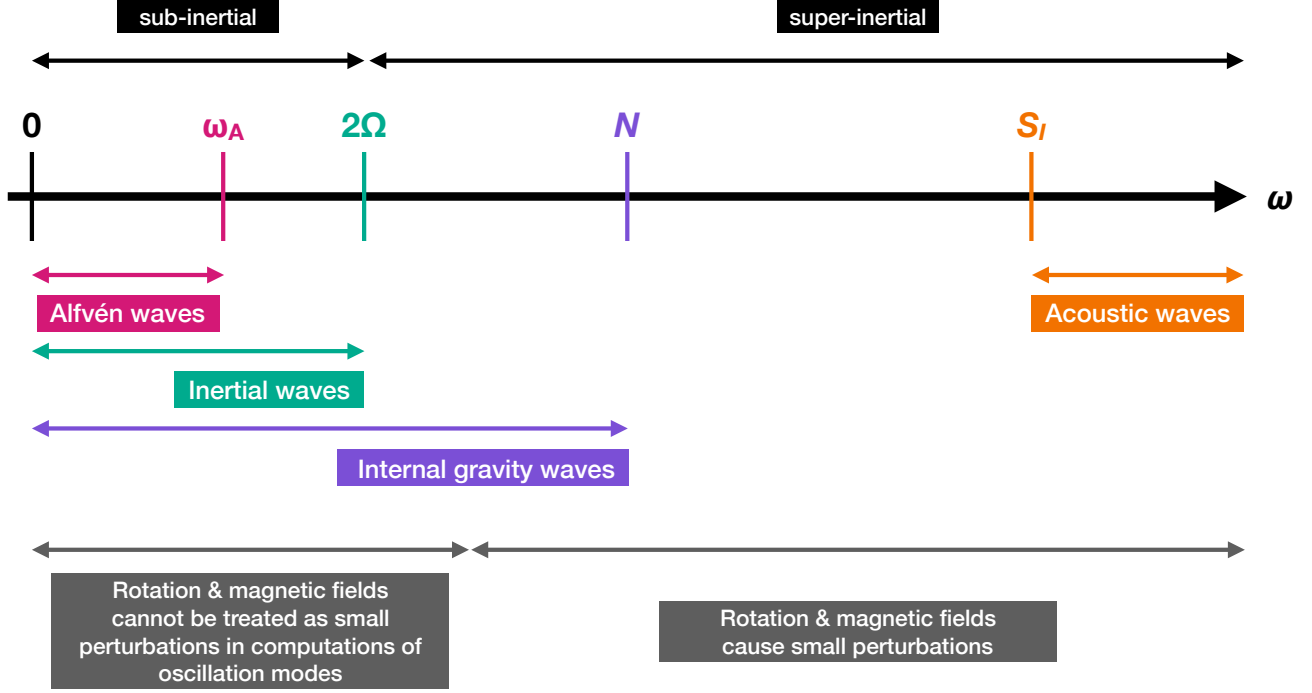


Fig. 3: An axis showing various frequencies of relevance inside a rotating star, notably the Lamb frequency for a wave of degree  $l$  denoted as  $S_l$ , the Brunt-Väisälä frequency  $N$ , the rotation frequency  $\Omega$ , and the frequency due to Alfvén waves  $\omega_A$ . The relevant frequency regimes for different types of waves are indicated, as well as the regimes where particular forces can (or cannot) be treated perturbatively in the computation of oscillation modes. Waves in the sub-inertial regime have spin parameter  $s \equiv 2\Omega/\omega > 1$ , while waves in the super-inertial regime are characterised by  $s < 1$ . Figure inspired by the scheme in Mathis & de Brye (2011) and adapted from the version in Aerts et al. (2019), by Clio Gielen.

In summary, for each particular asteroseismic modelling application, proper balancing between the acting forces in Eq. (1) and Eq. (2) is necessary, in order to decide upon the best theoretical formalism and the most suitable numerical approach to calculate the oscillation modes. The choice between a perturbative or non-perturbative approach to calculate the modes of equilibrium models depends entirely on the frequency regime of the detected modes under investigation, notably the value of  $\varepsilon$  (see e.g., Ballot et al. 2010, 2013). This is the major reason why we organise applications discussed in the next sections according to the regimes of the frequencies of the detected oscillations.

### 3.3. Oscillation mode frequency regimes

All stars rotate, even if many do so slowly, by which we mean that their rotation velocity is only a small fraction (say, up to 10%) of their critical break-up velocity. The seemingly simple concept of break-up velocity, defined as the velocity of fluid elements at the stellar equator large enough to overcome the gravitational attraction, is non-trivial. Indeed, the centrifugal acceleration due to fast rotation can be accompanied by extra outward forces making it easier to overcome the inward force of gravity. An example is the case of a radiation-driven wind (Kudritzki & Puls 2000) or the tidal pull by a companion (Fuller et al. 2019), helping matter to escape more easily from the star compared to the case without such helpful forces.

In this review, we focus on intermediate- and high-mass stars with sufficient detected and *identified* non-radial oscillation modes in terms of their angular mode dependence to scrutinise stellar equilibrium models. That is to say that the identified modes allow for quantitative measurements of the internal rotation profile and possibly the internal magnetic field. With a few exceptions, asteroseismic modelling based on sufficient modes to achieve this in such types of stars has only begun in the space asteroseismology era. At the time of writing, stars fulfilling these requirements have a mass typically below some  $25 M_\odot$  for the core-hydrogen burning phase, and lower for the hydrogen-shell or core-helium burning phases. We will therefore ignore the effect of a dynamical wind and rely on a static outer boundary condition to compute the oscillation modes via Eq. (2). We treat the case of tidal forces due to a close companion in Sect. 6.

We use the definition of the Keplerian angular critical frequency given by

$$\Omega_{\text{crit}}^{\text{Kep}} \equiv \sqrt{\frac{GM}{R_{\text{eq}}^3}}, \quad (6)$$

where  $M$  is the mass and  $R_{\text{eq}}$  the equatorial radius of the star, to compare with the star's oscillation frequencies in a co-rotating frame. The equatorial radius of a star is most often unknown, unless the star has a well-resolved interferometric image such as the

fast rotating stars Altair (Domiciano de Souza et al. 2005; Monnier et al. 2007; Bouchaud et al. 2020), Rasalhague (Monnier et al. 2010), Vega (Monnier et al. 2012), or Archenar (Domiciano de Souza et al. 2014a). Lack of knowledge of  $R_{\text{eq}}$  is one of the reasons why the critical rotation rate adopted in calculations often corresponds to the Roche critical frequency, defined as

$$\Omega_{\text{crit}}^{\text{Roche}} \equiv \sqrt{\frac{8}{27} \frac{GM}{R_{\text{pole}}^3}} \quad (7)$$

with  $R_{\text{pole}}$  the star's polar radius. These two expressions are not the same because the polar radius only equals  $2R_{\text{eq}}/3$  when the actual critical rotation velocity of the star is reached (which is never the case, as the star would no longer exist). For a more elaborate discussion on the relationship between  $\Omega_{\text{crit}}^{\text{Roche}}$  and  $\Omega_{\text{crit}}^{\text{Kep}}$ , we refer to Rieutord et al. (2016). In citing results below, we will explicitly mention the definition adopted by the authors for the critical rotation frequency whenever available.

As of now, we define a star as a slow rotator if its rotation frequency is less than 10% of its Keplerian critical frequency, a moderate rotator if it has a rotation frequency between 10% and 70% of its Keplerian critical frequency, and a fast rotator if its rotation frequency is above 70% of the Keplerian critical frequency. This may differ substantially from the definition adopted by spectroscopists, who usually only consider  $v \sin i$  to decide if a star is a fast or slow rotator. As an illustration of this, we computed  $\Omega_{\text{crit}}^{\text{Roche}}$  and  $\Omega_{\text{crit}}^{\text{Kep}}$  for the  $12 M_{\odot}$   $\beta$  Cep star HD 192575, which has a measured  $v \sin i \simeq 27 \text{ km s}^{-1}$  and whose oscillation spectrum is shown in Fig. 6 (discussed further in the text). Based on the high-resolution spectroscopic estimate of  $v \sin i$  one would be tempted to classify this star as a slow rotator because most B-type stars have five to fifteen times higher  $v \sin i$ . However, asteroseismologists are not hampered by the unknown  $\sin i$  factor as they measure  $\Omega$  directly from the oscillation frequencies (see Pedersen 2022a, for a sample of B stars). For HD 192575 this leads to an equatorial rotation velocity between 75 and  $100 \text{ km s}^{-1}$  and an inclination angle between  $10^\circ$  and  $30^\circ$  (Bursiens et al. 2023). Moreover, what matters for asteroseismic modelling is the ratio of twice the rotation frequency and the oscillation mode frequency in a frame of reference co-rotating with the star, the so-called mode spin parameter defined as  $s \equiv 2\Omega/\omega$ . From the asteroseismic modelling of this star by Bursiens et al. (2023), we find that the star's rotation frequency at the position of the  $\mu$ -gradient zone adjacent to the receding convective core has  $\Omega/\Omega_{\text{crit}}^{\text{Roche}} = 32 \pm 5\%$  and  $\Omega/\Omega_{\text{crit}}^{\text{Kep}} = 17 \pm 3\%$ , while its radiative envelope near the surface rotates at  $\Omega/\Omega_{\text{crit}}^{\text{Roche}} = 28 \pm 4\%$  and  $\Omega/\Omega_{\text{crit}}^{\text{Kep}} = 15 \pm 2\%$ . The spin parameters of the dipole and quadrupole modes range from about 5% to 20%. Hence we classify this star as a moderate rotator because 2nd-order rotational effects should not be neglected to achieve an optimal interpretation of its observed rotationally split mode frequencies shown in Fig. 6. We come back to the unique asteroseismic study of this star as a key example of low-order p and g mode asteroseismology of a supernova progenitor in Sect. 4.2.

Aside from the mode frequency  $\omega$  and the star's rotation frequency  $\Omega$  (assuming rigid rotation for now), several more frequencies connected with the internal dynamical properties of a star are of importance. The cavity of the p modes has a characteristic acoustic frequency for each of the modes, known as the Lamb frequency  $S_l$  and defined as

$$S_l^2(r) = \frac{l(l+1)c^2(r)}{r^2} \quad (8)$$

with  $c(r)$  the local sound speed. Pressure modes of degree  $l$  are only propagative in the region where  $\omega > S_l$ . Gravity modes, on the other hand, are only propagative if their frequency is below the so-called Brunt-Väisälä frequency  $N$ , defined as

$$N^2(r) = g(r) \left( \frac{1}{\Gamma_1 \cdot p(r)} \frac{dp(r)}{dr} - \frac{1}{\rho(r)} \frac{d\rho(r)}{dr} \right) \quad (9)$$

with  $\Gamma_1$  the first adiabatic exponent:

$$\Gamma_1 = \left( \frac{\partial \ln p}{\partial \ln \rho} \right)_{\text{ad}}. \quad (10)$$

Finally, some layers in stars may be subject to a magnetic field, whose origin, evolution, and properties vary from star to star. Such layers experience plasma waves restored by the Lorentz force. These waves are characterised by their so-called Alfvén frequency,  $\omega_A$ , corresponding to a wave speed

$$v_A = \mathbf{B} \cdot \mathbf{k} / \sqrt{\mu_0 \rho} \quad (11)$$

with  $\mathbf{B}$  the magnetic field,  $\mathbf{k}$  the wave vector, and  $\mu_0$  the permeability.

Fig. 3 assembles all the introduced frequencies into a single axis representing a classification of the types of waves corresponding to their dominant restoring force. The dynamical properties of the resonant eigenmodes depend on the relationship between their frequencies  $\omega$  and the Lamb, Brunt-Väisälä, rotation, and Alfvén frequencies. The types of approximations that can be made to compute the eigenmode frequencies  $\omega$  via Eq. (3) for  $\alpha_{\text{extra}}^{\text{external}} = \mathbf{0}$  are also indicated on the figure. In particular, given that almost all stars rotate with periods shorter than a decade, we make a distinction of their waves in the sub-inertial and super-inertial regimes, defined as those having spin parameter  $s \equiv 2\Omega/\omega$  above or below 1. We refer to the extensive Table A.1 in Aerts et al. (2010) for typical values of mode periods for all the different types of pulsators, along with typical ranges of the dominant mode amplitudes, luminosities, and effective temperatures corresponding to their excitation mechanism and position in the HRD discussed in Fig. 1 of Aerts (2021).

We stress here that the frequencies of gravity modes or internal gravity waves of a moderate or fast rotator detected by an observer in the inertial frame of reference characterised by  $(r, \theta, \phi, t)$  are appreciably different from the frequencies computed for a



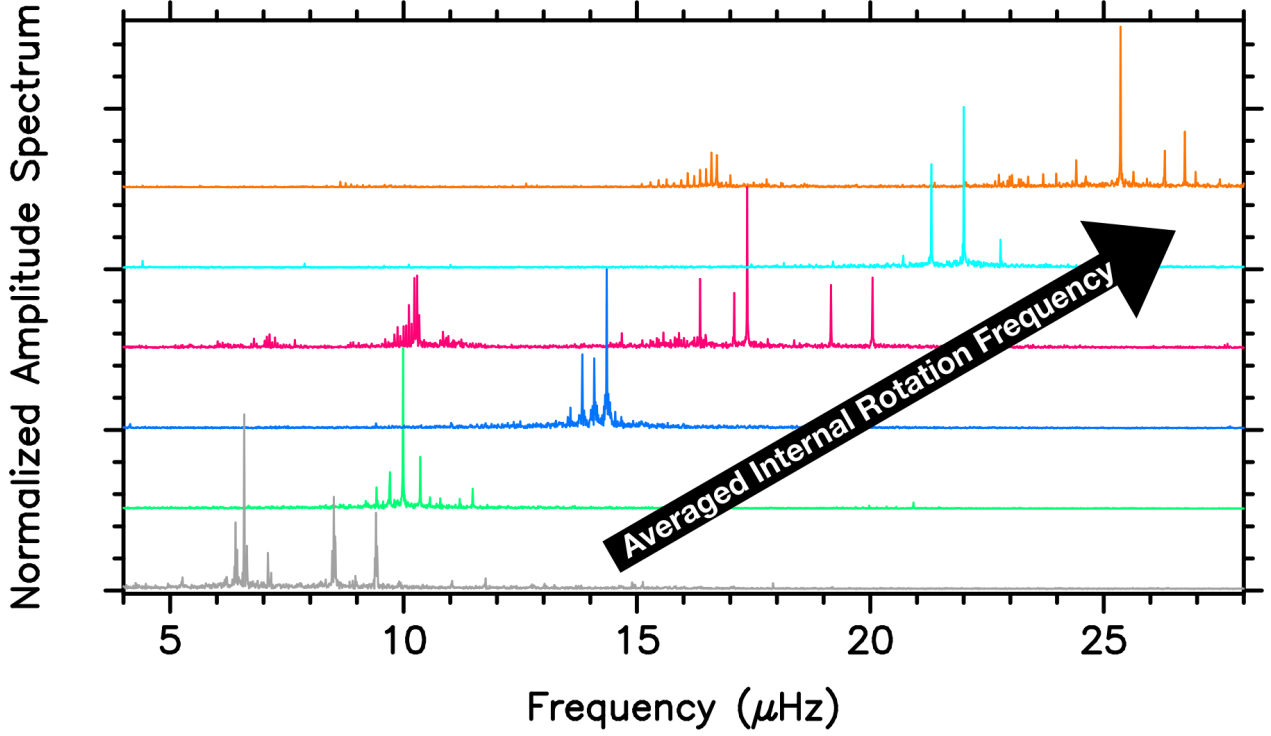


Fig. 4: A gallery of amplitude spectra deduced from 4-yr *Kepler* light curves for six dipole prograde g-mode pulsators of intermediate mass. The graph illustrates typical frequency shifts in an inertial frame of reference connected with  $(l, m) = (1, +1)$  modes in such stars. The lower curve is for the only slowly rotating SPB star with detected rotationally split triplets, KIC 10526294. This star’s 19 dipole mode triplets were discovered by Pápics et al. (2014) and subjected to rotation inversion, following the forward asteroseismic modelling of its zonal dipole modes by Moravveji et al. (2015). Its internal rotation profile deduced from mode inversions led to a rotation frequency of some  $0.16 \mu\text{Hz}$  (Triana et al. 2015). The upper curve represents the data for the  $\gamma$  Dor star KIC 9210943, rotating essentially rigidly, with frequency  $19.73 \mu\text{Hz}$  near its convective core and  $19.70 \mu\text{Hz}$  at its surface (Van Reeth et al. 2018).

reference frame co-rotating at frequency  $\Omega$  with the star characterised by  $(r', \theta', \phi')$ . This is due to purely geometrical reasons, even without taking into account the Coriolis or centrifugal forces. We can easily understand this based on the simplest case of a slow rotator, for which the geometry of an eigenmode can be well approximated by a spherical harmonic,  $Y_l^m(\theta', \phi')$ . In terms of time dependence, the transformation from the co-rotating to an inertial reference frame follows from

$$(r', \theta', \phi') = (r, \theta, \phi - \Omega t), \quad (12)$$

such that a frequency in the co-rotating frame,  $\omega_{\text{corot}}$  will be detected as  $\omega_{\text{inertial}} = \omega_{\text{corot}} + m\Omega$  by an observer. While this geometrical shift with  $m\Omega$  may be relatively small for high-frequency modes of a slow rotator, the effect is large for low-frequency modes of a fast rotator. As an example, let us consider typical low-degree prograde ( $m > 0$ ) or retrograde ( $m < 0$ ) modes of Slowly Pulsating B (SPB) or  $\gamma$  Doradus ( $\gamma$  Dor) stars. These modes typically have frequencies of about  $5$  to  $20 \mu\text{Hz}$  in a co-rotating frame of reference. These mode frequencies get shifted by  $m\Omega$  in an observer’s inertial frame, as illustrated in Fig. 4. Following the measured rotation frequencies  $\Omega$  for these two classes of pulsators (cf. Fig. 6 in Aerts 2021), this geometrically based shift can reach values up to  $30 \mu\text{Hz}$  and  $-30 \mu\text{Hz}$  for prograde and retrograde dipole ( $l = 1$ ) modes, respectively. Moreover, the frequency shifts increase dramatically as the mode degree increases, given that  $m \in [-l, l]$ . In addition, the Coriolis force induces extra frequency shifts, lifting the degeneracy with respect to zonal ( $m = 0$ ) mode frequencies in the co-rotating frame. These shifts must additionally be taken into account, on top of the geometrical ones. It is then clear that one cannot make meaningful comparisons between observed frequencies as in Fig. 4 and their theoretical predictions in a co-rotating frame without applying the proper frequency shifts between the reference frames. This is an essential point of attention for asteroseismic modelling of moderate and fast rotators. Such modelling requires identification of the azimuthal orders  $m$  in order to interpret the collective effect of all the numerous detected oscillations in observations of rotating stars whose modes and waves cannot be treated perturbatively with respect to the Coriolis force (cf. Fig. 3).

In the following sections we discuss applications of asteroseismology with emphasis on moderate to fast rotators. However, we begin with slow rotators for ease of understanding and to focus on some recent highlights for such stars. We discuss applications for various types of stars, giving descriptions of case studies with the aim to encourage future applications.

#### 4. Applications of asteroseismic modelling to single stars

In order to understand asteroseismology of fast rotators, it is convenient to first recall how it works for slow rotators. After a brief description of the basic principles of asteroseismic modelling, we remind the reader of some of the challenges involved in

the probing of the Sun’s internal sound speed from its acoustic modes. Subsequently, we provide some recent topical updates of asteroseismology applied to slowly rotating low-mass stars before moving on to faster rotators. Throughout this section, Fig. 3 will be our guide for the applications. We start on the right with high-frequency acoustic oscillations and will gradually shift to the left along the frequency axis.

#### 4.1. Principles of asteroseismic modelling of slow rotators

The linear free oscillation modes of a non-magnetic single star whose rotational flattening due to the centrifugal force can be ignored are obtained by solving the simplified version of Eq. (3), that is, by setting  $\mathbf{a}_{\text{extra}}^{\text{external}} = \mathbf{0}$  and ignoring all forces aside from the pressure force, gravity, and the Coriolis force. The wave equation then becomes

$$-\omega^2 \boldsymbol{\xi} - 2i\omega \boldsymbol{\Omega} \times \boldsymbol{\xi} + \mathcal{O}^{(1)}(\boldsymbol{\xi}) = 0, \quad (13)$$

where  $\omega$  is the frequency in the co-rotating frame for simplicity of notation. The full expression of the linear operator  $\mathcal{O}^{(1)}$  is omitted here for brevity, as we will do for all theoretical expressions for the eigenmodes in the rest of this review. It can be found in Eq. 3.340 of Aerts et al. (2010). For modes in the super-inertial frequency regime, one can treat the Coriolis force in Eq. (13) perturbatively, while it has to be taken into account in full for moderate and fast rotators (cf. Fig. 3). In the applications spelled out below, we will gradually be upgrading towards higher complexity caused by rotation, focusing on pedagogy rather than completeness in quoting the literature.

Simplifying maximally to zeroth order in  $\Omega$  (that is, no rotation) implies full separability of Eq. (13) in terms of spherical coordinates and time, as it reduces to Eq. (5). We thus find a family of spheroidal oscillation modes with frequencies  $\omega_{nl}$ . A degeneracy with respect to the azimuthal order  $m$  occurs and the time-independent part for the Lagrangian displacement,  $\boldsymbol{\xi}(\mathbf{r})$ , can be written in terms of spherical harmonics,  $Y_l^m$ . The expression for  $\boldsymbol{\xi}(r, \theta, \phi, t)$  is derived in full details and spelled out explicitly in standard books treating non-radial oscillations of stars, see Unno et al. (1989) and Aerts et al. (2010, Chapter 3, Eq. 3.132).

Forward asteroseismic modelling of slow rotators to estimate their basic stellar parameters such as mass, radius, core mass or envelope mass, and age is usually done by matching the observed frequencies,  $\omega_{nl}$ , of identified zonal ( $m = 0$ ) modes of degree  $l$  and radial order  $n$ , with those predicted from grids of 1D stellar evolution models. Such grid modelling is minimally a 4D optimisation problem, as any stellar evolution code will require the mass, initial chemical composition (any combination of the mass fractions of hydrogen  $X$ , helium  $Y$ , or the metals  $Z$ ), and age as input, in order to compute the stellar structure for that moment in the star’s evolution. However, the problem to solve is in practice of much higher dimension, as numerous free parameters occur in the codes due to limitations in our knowledge of the input physics and/or simplifications of inherently 3D physical macroscopic processes into 1D prescriptions. While this 3D-to-1D simplification is fine for gravity, thermodynamics and the microphysics (nuclear reactions, equation-of-state, atomic diffusion, etc.), it gives bad approximations for macroscopic transport processes due to rotation, magnetism, and tides. Hence, for computations with codes assuming the stellar structure models to be described in 1D, one is forced to introduce free parameters summarising the effects of these 3D macroscopic phenomena. One thus rapidly ends up in a high-dimensional parameter space for the fitting of the oscillation frequencies, with ample opportunities nowadays to attack the regression problem with machine-learning tools (cf. Bellinger et al. 2016; Hendriks & Aerts 2019; Bellinger 2019, 2020; Angelou et al. 2020; Hon et al. 2020).

##### 4.1.1. A few updates on solar modelling

The dimensionality of the regression problem involved in stellar modelling can be reduced appreciably if proper calibrations for the input physics or model-independent ranges for the parameters are available. We discuss this latter aspect for intermediate- and high mass stars in Sect. 5. For slowly rotating low-mass stars, one often freezes the input physics, notably the mixing length parameter used in time-independent convection theory, to parameter values calibrated from helioseismology. While doing so, it must be kept in mind that the models may include extra forces in the term  $\mathbf{a}_{\text{extra}}^{\text{internal}}$  in Eq. (1) that may be operational in the stars of the application, while being absent or less important for the Sun. We illustrate here that, even for the star we know best, helioseismology is still an active yet specialised sub-field of asteroseismology, for which the slow solar rotation matters in improving the dynamics in the Sun.

In terms of physical ingredients, progress in solar models compared to the famous Model S (see Christensen-Dalsgaard et al. 1996, for details) is large (Christensen-Dalsgaard 2021). Yet, the physical description for two regions inside the Sun, notably the base of the convective envelope and the surface layers, require improvements. The properties of the internal rotation of the Sun as summarised by Thompson et al. (2003, Figure 7) and updated by Christensen-Dalsgaard & Thompson (2007) reveal a decrease in the surface rotation frequency from about 450 nHz at the solar pole (zero latitude) to about 330 nHz for latitude  $75^\circ$ . The level of latitudinal differentiability decreases from the solar surface to the base of the convection zone situated at a fractional radius of  $r/R_\odot = 0.713$ . The transition region between the differentially rotating convective envelope and the quasi-rigidly rotating (at about 440 nHz) radiative interior is called the tachocline.

Figure 5 illustrates the deviations between the squared sound speed profile of the true Sun delivered by its thousands of identified acoustic modes and those based on some of the best models. The agreement between the 1D solar models and helioseismic data is better than 1.5%. Yet, the remaining discrepancies between theory and observations are highly significant due to the extreme precision of the observations. Aside from the ongoing controversy between the ‘old’ and ‘new’ Sun in terms of its surface abundance determinations (Buldgen et al. 2023a,b), the deviations between the Sun and current solar models in the tachocline are likely linked to the interplay of processes at microscopic and macroscopic scales. This concerns limited knowledge in opacities (Bailey et al. 2015), in mixing processes at the base of the convection zone (Baraffe et al. 2022), and in angular momentum transport (Eggenberger et al. 2022a), among other aspects.

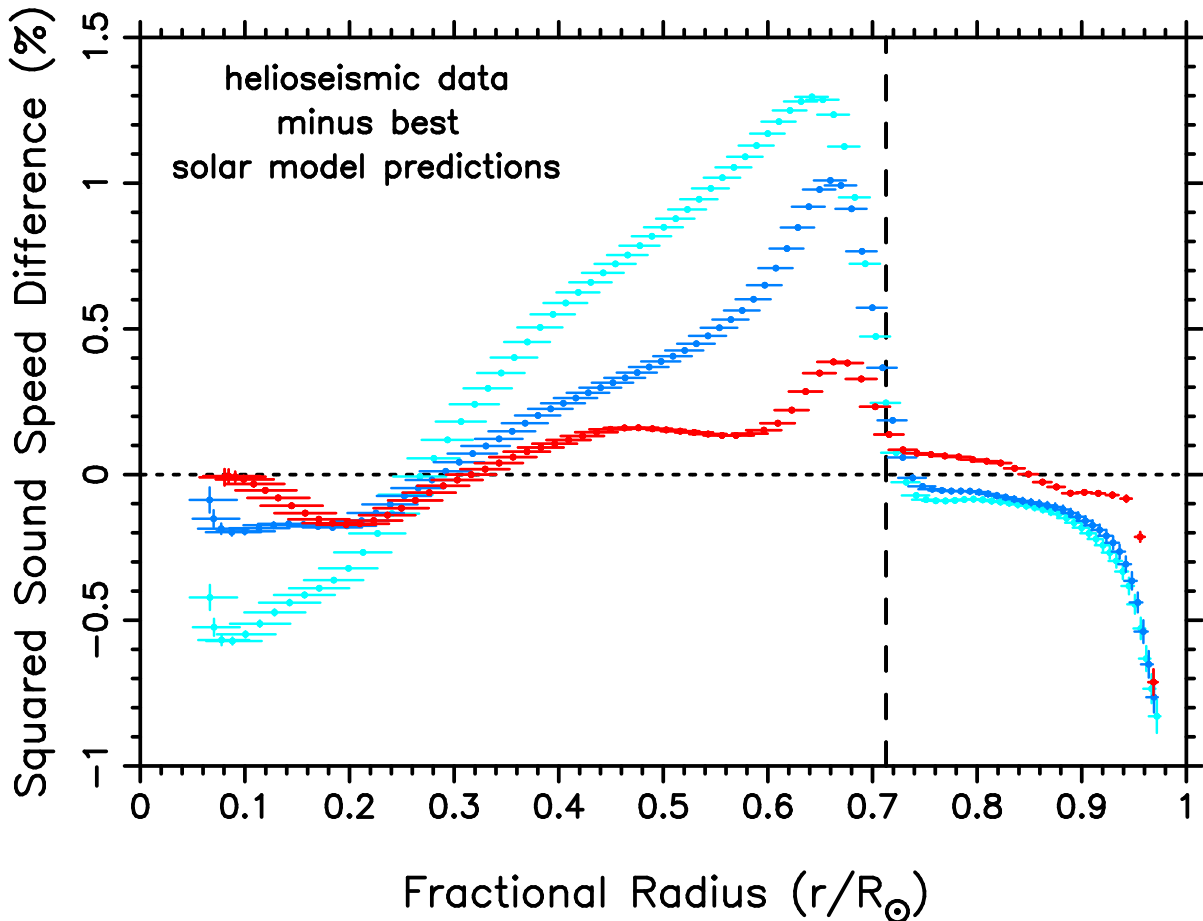


Fig. 5: Squared sound speed differences between helioseismic observations and predictions based on three models of the Sun from oscillation mode structure inversions. The errors along the  $y$ -axis are often smaller than the symbols size. The numerous small regions indicated by the horizontal bars along the  $x$ -axis represent the intervals in fractional radius over which the localised mode kernel averaging was done for the inversions. Models delivering perfect agreement with the solar oscillations would coincide with the dotted horizontal line. The vertical dashed line indicates the helioseismic derivation of the base of the solar convection zone. The agreement between the observations and the best model predictions has degraded since the era of Model S (Christensen-Dalsgaard et al. 1996), despite immense improvements in the description of the physics in terms of the equation of state, opacities, and transport of chemical elements in the solar interior, as explained in Christensen-Dalsgaard (2021). This downgrade is due to the adopted solar surface abundances measured by Asplund et al. (2021), who relied on 3D NLTE atmosphere models and their line predictions leading to a ratio of metals to hydrogen of  $Z/X = 0.0187$  based on the solar calibration carried out in Buldgen et al. (2023b), while LTE abundances from 1D atmosphere models from Grevesse & Noels (1993) were used for the older red curve from Model S. The blue curve results from averaged 3D NLTE-based abundances by Magg et al. (2022) leading to  $Z/X = 0.0225$  and was computed by Dr. Gaël Buldgen relying on the physical descriptions adopted in Buldgen et al. (2023a) and Buldgen et al. (2023b). Figure produced from data kindly made available by J. Christensen-Dalsgaard (red curve) and G. Buldgen (cyan and blue curves).

All 1D models of the Sun and of low-mass stars also suffer from the so-called “surface effect” (see the lack of points between  $r/R_\odot = 0.97$  and 1 in Fig. 5). This represents an offset between measured frequencies of identified modes and those predicted by the best 1D solar models of order a few  $\mu\text{Hz}$ , which is much larger than observational uncertainties. The offsets are mode dependent and increase for increasing radial order of the acoustic modes (higher mode frequencies). Improving envelope models of the Sun and of low-mass stars requires a full 3D description incorporating the interplay between acoustic oscillations and 3D time-dependent convection (Mosumgaard et al. 2020), keeping in mind the non-adiabaticity of the gas (Houdek et al. 2019).

Novel 3D simulations of the whole convective solar envelope, including shear-driven magnetic buoyancy due to rotation in the tachocline, provide new insights into the local mixing it induces (Matilsky et al. 2022; Duguid et al. 2023). This illustrates that rotation matters, even for slow rotators such as the Sun. Also, thanks to long-term monitoring from space by the Heliospheric and Magnetic Imager onboard NASA’s Solar Dynamics Observatory (SDO, Pesnell et al. 2012), a novelty was introduced into helioseismology in 2018. Aside from the well-known spheroidal high-frequency acoustic modes occurring in the high-frequency regime to the right in Fig. 3 and used in Fig. 5, toroidal inertial modes restored by the Coriolis force with frequencies below twice the solar rotational frequency were discovered in the SDO data by Löptien et al. (2018). Those concern equatorial Rossby modes

as well as high-latitude inertial modes (Gizon et al. 2021). These recently discovered retrograde modes open up inertial-mode helioseismology, an exciting new way to probe the dynamics of the rotating tachocline and solar envelope (Bekki et al. 2022). We come back to Rossby modes in Sect. 4.4, where it will be pointed out that such modes were already discovered in numerous rapidly rotating stars of intermediate mass years prior to those found in the Sun.

To conclude, despite the challenges shown in Fig. 5 the precision of the solar models at the level of 1.5% or better is a remarkable achievement of helioseismology. Additional limitations for models of fast rotators will be discussed as of Sect. 4.3.

#### 4.1.2. Updates on forward modelling of slow rotators

For the distant stars, we cannot rely on high-degree (say,  $l > 4$ ) modes from space photometry, as their effects cancel out when integrating the variability across the visible hemisphere in the line of sight. Forward modelling in such cases relies on observables in addition to the mode signals (Gent et al. 2022), notably spectroscopic and astrometric input to delineate the grids of 1D equilibrium models used for the regression in the modelling of the stellar interior. Nowadays, spectroscopic effective temperatures and gravities, as well as luminosities from Gaia parallaxes (Gaia Collaboration et al. 2016) have become available for large ensembles of low-mass dwarfs and red giants in the Milky Way. These inferred stellar properties are used in tandem with their seismic observables from CoRoT, *Kepler* and TESS for galactic studies (cf. Fig. 1, Anders et al. 2014; Chiappini et al. 2015; Pinsonneault et al. 2018; Zinn et al. 2019, 2020; Clayton et al. 2020; Mackereth et al. 2021; Grunblatt et al. 2021; Zinn et al. 2022). We do point out the large difference in relative precision between such “classical” quantities and the seismic observables connected with identified modes (Aerts et al. 2019, factors 10 to 1000, see Table 1 in ).

The matching between observed and theoretically predicted frequencies of identified modes is mostly done in a Bayesian framework, where the error estimation is often tackled numerically from a Markov Chain Monte Carlo approach (Appourchaux et al. 2009; Gruberbauer et al. 2012, 2013; Chaplin et al. 2014; Silva Aguirre et al. 2017). Deducing stellar parameters with high precision for large ensembles is one major asset of asteroseismology (e.g., Stello et al. 2011; Hekker et al. 2011; Huber et al. 2011, 2012; Hekker et al. 2013; Davies et al. 2016; Brogaard et al. 2018; Farnir et al. 2021; Brogaard et al. 2022; Li et al. 2022b, 2023b, etc.) as input for other studies in astrophysics (cf. Fig. 1), notably galactic archaeology (Miglio et al. 2009, 2013; Stello et al. 2013; Ness et al. 2016; Stello et al. 2017; Anders et al. 2017b,a; Silva Aguirre et al. 2018; Hekker & Johnson 2019; Ness et al. 2019; Miglio et al. 2021; Ness et al. 2022; Li et al. 2022b; Hon et al. 2022; Anders et al. 2023, etc.), old open clusters (Brogaard et al. 2012; Miglio et al. 2012, 2016; Brogaard et al. 2021), and exoplanetary research where age-dating and star–planet interactions are crucial aspects (Huber et al. 2013; Lebreton & Goupil 2014; Silva Aguirre et al. 2015; Huber et al. 2019; Chontos et al. 2021; Huber et al. 2022). However, the ages of the stars deduced from any method, including asteroseismology, remain dependent on the input physics used to compute the stellar evolution models and their isochrones, no matter how precisely the mass and initial chemical composition of the stars have been derived. For this reason, stellar ages are at best precise, but not necessarily accurate.

The unknown level of internal mixing due to element transport causes a major systematic uncertainty for the age-dating of stars (Salaris & Cassisi 2017), notably for those of intermediate or high mass born with a convective core. As an example, age-dating of red giants from non-rotating isochrones while ignoring the fast rotation of their progenitors on the main sequence may lead to systematic age uncertainties in the red giant phases of up to 20% (Fritzewski et al. 2024). However, this effect is often ignored when providing age estimates and their uncertainties for red giants. More generally, the cumulative effect of convective core overshooting during the main-sequence phase, which may partially be caused by rotational mixing and possibly be inhibited somewhat by a magnetic field, is among the most important unknown factors in age-dating, for all levels of internal rotation rates and masses (e.g. Deheuvels et al. 2015; Bellinger 2019; Mombarg et al. 2019; Pedersen et al. 2021; Johnston 2021; Noll et al. 2021; Noll & Deheuvels 2023).

Developing a calibrated theory of transport processes (Mathis et al. 2013) for all stellar masses and across all evolutionary phases is thus a major global aim of asteroseismology. This is currently the only feasible method to offer a proper value for the numerous free parameters occurring in 1D implementations of these processes, because their parameters change on an evolutionary timescale. Major progress has been achieved to improve internal angular momentum transport, guided by the overarching measured properties of internal rotation across stellar evolution (Aerts et al. 2019). Simulations based on new theoretical ingredients, involving magnetic fields and/or internal gravity waves are successful in explaining the internal rotation rates deduced from high-precision space asteroseismology (Rogers et al. 2013; Fuller et al. 2014; Rogers 2015; Eggenberger et al. 2017, 2019; Fuller et al. 2019; Ratnasingam et al. 2020; Takahashi & Langer 2021; Eggenberger et al. 2022b; Moyano et al. 2023). Nevertheless, more work is needed when it comes to the understanding of asteroseismically determined levels of internal mixing for various ensembles of pulsators (Rogers & McElwaine 2017; Deal et al. 2018, 2020; Mombarg et al. 2020; Pedersen et al. 2021; Mombarg et al. 2022; Varghese et al. 2023). Asteroseismically measured values of envelope mixing assuming a diffusive coefficient for the element transport in the stellar envelope range from  $1 \text{ cm}^2 \text{ s}^{-1}$  to  $10^6 \text{ cm}^2 \text{ s}^{-1}$  (Aerts 2021, Table 1). Both the level and functional form of internal shear mixing is the dominant unknown ingredient affecting the ages and convective core masses of stars across stellar evolution (Van Grootel et al. 2010a,b; Giammichele et al. 2018; Charpinet et al. 2019b; Tkachenko et al. 2020; Johnston 2021; Pedersen et al. 2021; Pedersen 2022b).

Future age-dating of stars with 10% accuracy instead of precision from asteroseismically calibrated transport processes for exoplanet host stars is a challenging aim in the core science program of the ESA PLATO space mission (Rauer et al. 2014, and Rauer et al. 2024, submitted, for the latest update on the mission development). PLATO also offers an extensive Complementary Science program open to the worldwide community offering the study of internal rotation, magnetism, and mixing across the entire HRD (cf. Fig. 1).

Making progress in our understanding of internal mixing due to element transport requires good knowledge of  $d\Omega(r)/dr$ . This brings us back to the quest to deduce the internal rotation profile of stars for different phases of their evolution. Taking the Coriolis force in Eq. (13) into account lifts the degeneracy of the mode frequencies with respect to  $m$  and gives rise to resolved rotationally

split multiplets if the duration of the time series data is sufficiently long compared to the average rotation period of the star. Ignoring terms in  $\Omega^2$  in the equation of motion and adopting a perturbative 1st-order approach in  $\Omega$  for shellular rotation, leads to observed frequencies in an inertial frame of reference according to Ledoux splitting (Ledoux 1951) given by

$$\omega_{nlm} = \omega_{nl} + m(1 - C_{nl}) \int_0^R K_{nl}(r) \Omega(r) dr, \quad (14)$$

where  $K_{nl}(r)$  are the so-called rotational kernels, which can be computed from the identified modes and the equilibrium structure of a 1D stellar model (Aerts 2021, Eq. 45). This expression includes the geometrical shift introduced in Eq. (18), as well as the Ledoux constant  $C_{nl}$  caused by the Coriolis force (Ledoux 1951). Hence, following Eq. (14), the rotation frequency  $\Omega(r)$  throughout the stellar interior gives rise to frequency multiplets  $\omega_{nlm}$  with  $2l + 1$  components in the line-of-sight, provided that all the modes in the multiplet are excited to observable amplitude. Note that the latter circumstance is a good assumption for solar-like oscillation modes excited stochastically by envelope convection but that this is not necessarily the case for heat-driven oscillations, as shown in this era of high-precision space asteroseismology (Aerts 2021). Indeed, modes of particular  $m$  may not be excited intrinsically by the heat mechanism, but may be pumped up in mode energy from non-linear mode interactions involving the rotation frequency. We give some examples of this below, as it has been measured in fast rotators.

Equation (14) reveals that treating the Coriolis force perturbatively up to 1st-order creates symmetrical Ledoux splittings for fixed  $n$  and  $l$ , given that  $m$  ranges from  $m = -l, \dots, 0, \dots, +l$ . Moreover, in the limit of high-order p and g modes, one can show that  $C_{nl} \simeq 0$  and  $C_{nl} \simeq 1/[l(l+1)]$ , respectively (see Aerts et al. 2010, for a summary of derivations of these approximations). Hence, for such modes, the measured rotational splittings provide a direct estimate of the local rotational profile  $\Omega(r)$  averaged by the mode energy, since  $K_{nl}(r)$  is determined by the square of the mode displacement  $\xi$  (cf. Eq. (45) in Aerts 2021).

The Ledoux rotational splitting in Eq. (14) is a good approximation for the p modes of low-mass dwarfs, for the p modes of subgiants and red giants, for the p and g modes of subdwarfs, and for the g modes of white dwarfs. For most of these pulsators, the oscillation periods range from several minutes to a few hours and are small fractions of the rotation periods ranging from about a day for white dwarfs (Hermes et al. 2017) to several months for red giants (Mosser et al. 2012; Gehan et al. 2018). Aside from a few exceptions, the spin parameters of the modes of all these types of pulsators in the co-rotating frame,  $2\Omega/\omega_{nlm}$ , put them far into the super-inertial regime (completely to the right in Fig. 3). Almost all of these pulsators are hence slow rotators in our definition, with their forward modelling being done from their  $m = 0$  mode frequencies and the subsequent derivation of  $\Omega(r)$  from Eq. (14) relying on the best forward seismic model. With the notable exception of the high-order p modes in the Sun-like star  $\eta$  Bootis modelled with inclusion of the centrifugal deformation by Suárez et al. (2010), summaries of asteroseismic modelling results for the slow rotators can be found in García & Ballot (2019), Hekker & Christensen-Dalsgaard (2017), Lynas-Gray (2021), and Giammichele et al. (2022) for low-mass dwarfs, red giants, subdwarfs, and white dwarfs, respectively. Homogeneous analyses for the subgiant phase were somewhat lacking after the *Kepler* mission finished, but are now also well underway (Ong et al. 2021; Noll et al. 2021), in anticipation of TESS light curves for this evolutionary phase.

#### 4.1.3. Detection of internal rotation and core magnetism in red giants

The CoRoT space mission revealed red giants to be non-radial pulsators (De Ridder et al. 2009). It was a lucky circumstance that the mission program could not avoid red giants in the observing fields dedicated to exoplanet research. The mode periods roughly cover from half an hour to half a day, while the rotation periods of red giants typically cover from ten to hundreds of days. As discussed in the previous section, this implies that rotation can be treated perturbatively following the Ledoux approximation and modelling can be done from the zonal modes. The CoRoT discovery of non-radial oscillations in red giants allowed the application of age-dating for various areas of the Milky Way (Hekker et al. 2009; Miglio et al. 2009) with major advances for galactic archaeology (e.g., Miglio et al. 2013; Chiappini et al. 2015; Montalbán et al. 2021) as one of the important spin-offs of asteroseismology as indicated in Fig. 1.

Following the theoretical predictions from Dupret et al. (2009) triggered by CoRoT, dipole mixed modes were discovered in CoRoT data of a subgiant (Deheuvels et al. 2010) and in *Kepler* data of a red giant (Beck et al. 2011). Subsequently, such modes were found in a whole sample of red giants by Bedding et al. (2011). The latter breakthrough study led to the important capacity to discriminate between stars on the red giant branch (RGB) and in the first or secondary red clump, even though such stars share the same surface properties. This discriminating capacity was also nicely illustrated for red giants in open clusters (Stello et al. 2011) and relies on the fact that the mixed modes have g-mode character in the deep interior of the star, yet are of acoustic nature in the envelope. Looking at Fig. 3, one can understand the nature of these modes by realising that the p- and g-mode cavities delineated by the  $S_l$  and  $N$  symbols come closer to each other as a star evolves from being a dwarf to a red giant. As shown by Dupret et al. (2009), this narrows the zone between  $N(r)$  and  $S_1(r)$  in such a way that the waves can tunnel through both cavities without becoming fully evanescent in the transition zone, thus creating dipole mixed modes that probe the entire star.

Core rotation frequencies were detected from the splitting of mixed dipole modes in a few *Kepler* red giants after two years of uninterrupted photometric monitoring (Beck et al. 2012). The positive effect of the longer duration of the *Kepler* light curves beyond two years implied major progress in the seismic precision (Hekker et al. 2012). It led to a revolution in the understanding of angular momentum transport from large samples of evolved stars initiated by Mosser et al. (2012), with refined analyses from rotation inversions for a few RGB pulsators by Deheuvels et al. (2012) and red clump giants by Deheuvels et al. (2015). Following the initial breakthroughs, the internal rotation of evolved stars became an industrialised observational science of major importance (e.g., Gehan et al. 2018).

Space asteroseismology meanwhile delivered the internal rotation for several thousands of evolved low- or intermediate-mass stars, notably subgiants and their successors climbing up the red giant branch, as well as giants in the first and secondary red clumps,

subdwarfs, and white dwarfs. A summary of the rotational properties of about 1200 slowly rotating field stars is available in the review paper by Aerts et al. (2019) and not repeated here. Fig. 4 in that paper, along with the updated figures with measured internal rotation rates until end 2019 in Aerts (2021), place the internal rotational properties of low- and intermediate-mass stars in a global evolutionary picture. This revealed that the angular momentum of the core of helium burning red giants is in agreement with the angular momentum of white dwarfs.

The major new insight from asteroseismology regarding internal rotation across stellar evolution is that the level of non-rigidity in the internal rotation of single dwarfs of low and intermediate mass is small during their longest phases of evolution, when they fuse hydrogen into helium and helium into carbon/oxygen. As discussed in Aerts et al. (2019), who summarised all results obtained until mid-2018, any explanation of this asteroseismic picture of stellar evolution requires more efficient transport of angular momentum during these phases than anticipated prior to *Kepler* space asteroseismology. Said differently, much stronger coupling between the convective core and envelope occurs during the two central burning stages of intermediate-mass stars. New theories to address this too low angular momentum transport in models have meanwhile been developed. One way to increase the angular momentum transport while stars evolve is to include internal gravity waves in the models. The occurrence of such waves was already proposed as an efficient way to transport angular momentum in low-mass stars like the Sun by Charbonnel & Talon (2005); Rogers et al. (2013) and in high-mass stars by Rogers et al. (2013).

Another way to achieve higher angular momentum transport in models is by including magnetic effects. The existence of internal magnetic fields in red giants was already inferred by Fuller et al. (2015) as an interpretation for depressed dipole mixed modes found in *Kepler* data for a small fraction of red giants. The accompanying study by Cantiello et al. (2016) showed that a so-called magnetic greenhouse effect may be operational in red giants, turning g modes trapped in the core into Alfvén waves. The mode damping requires internal magnetic field strengths above about  $10^5$  G, as confirmed by the theoretical predictions in Loi & Papaloizou (2017). A test of this greenhouse scenario for earlier phases of stellar evolution was developed by Stello et al. (2016), namely about half of the F dwarfs should have a strong internal magnetic field during their main-sequence phase. So far, it has not been possible to test this hypothesis from a representative asteroseismic population of F dwarfs, but internal magnetic field strengths of the 37 best modelled *Kepler*  $\gamma$  Dor pulsators inferred by Aerts et al. (2021) are in agreement with the scenario by Fuller et al. (2015) keeping in mind the minimal field strengths deduced by Cantiello et al. (2016).

Although the interpretation by Fuller et al. (2015) was contested by Mosser et al. (2017), the presence of internal magnetic fields in a fraction of red giants is no longer a hypothesis. Indeed, an observational breakthrough was achieved by Li et al. (2022a) and by Deheuvels et al. (2023), who found evidence for the presence of such fields inside the cores of three, respectively eleven red giants from 4-yr *Kepler* light curves. Li et al. (2022a) detected the core magnetism from the occurrence of asymmetrical rotational splittings in the triplets of mixed dipole modes. They interpreted this asymmetry as being due to the small effects induced by the Lorentz and Coriolis forces on the modes. In their approximation, the terms caused by  $2\boldsymbol{\Omega} \times \boldsymbol{v}$  and the magnetic force in  $\boldsymbol{a}_{\text{extra}}^{\text{internal}}$  are considered to be small compared to those due to the gas pressure gradient and gravity in Eq. (1), as confirmed by their numerical computations. Elegant analytical and numerical work to interpret the observational findings in the adopted approximation was offered by Li et al. (2022a, see the Supplementary Material) and by Mathis & Bugnet (2023) for various magnetic field topologies, following earlier theoretical studies on the effect of magnetism on modes of red giants by Loi & Papaloizou (2018); Gomes & Lopes (2020); Loi & Papaloizou (2020); Loi (2020b,a, 2021); Bugnet et al. (2021); Bugnet (2022). Deheuvels et al. (2023), on the other hand, inferred the presence of a core magnetic field in eleven RGB stars from the effect of the Lorentz force on the frequencies of zonal dipole modes. These eleven red giants do not reveal asymmetries in their dipole mode splittings. Rather, the Lorentz force affects the dipole zonal mode frequencies of consecutive radial order. The effect depends on the strength of the magnetic field and allows to deduce lower limits on the core field strengths. As such, Deheuvels et al. (2023) found fields of 40 kG to 610 kG for these eleven stars. One of them, KIC 6975038, has depressed dipole modes, lending further support to the original interpretation of a magnetic greenhouse effect by Fuller et al. (2015).

Meanwhile Li et al. (2023a) detected a core magnetic field from asymmetrical splittings in thirteen of the  $\sim 1200$  red giants with detected dipole mixed mode triplets found in the sample of 8000 compiled by Yu et al. (2018) and Gehan et al. (2018). The way the authors selected these 1200 RGB stars disfavors such stars with depressed dipole modes, as well as stars in an advanced stage of evolution along the RGB. The average core magnetic field strengths of these thirteen stars range from 20 to 150 kG, representing a range from 5% to 30% of the so-called critical field strength above which magneto-gravity waves get dissipated in the core rather than being propagative (Fuller et al. 2015; Rui & Fuller 2023). The detected fields were found to have a variety of horizontal field geometries. The core magnetic fields detected in less than 2% of the *Kepler* red giants with dipole mixed modes by Li et al. (2023a) and Deheuvels et al. (2023) are important to improve stellar evolution models. The low fraction found in the large homogeneous database of the *Kepler* 4-yr light curves does not necessarily imply the absence of a field for the majority of stars as the fields may remain undetected for large parts of the evolution. Indeed, the field strengths were found to decrease as the cores of the stars shrink along their evolutionary path. The magnetic red giants have core rotation properties fully in line with those of the thousands of red giants without detected magnetic signatures. Both findings suggest that the magnetic fields do not cause much extra transport of angular momentum compared to the case of a non-detectable magnetic field. The sample of red giants with detected core fields is currently small to make strong general conclusions. The effects of the core fields on internal mixing, if any, remain to be studied given the recent character of these discoveries. This may help to assess if the magnetic field has any effect on element transport as the red giants evolve.

#### 4.2. Asteroseismology of supernova progenitors: low-order p and g modes in $\beta$ Cep stars

Moving somewhat to the left on the frequency axis in Fig. 3, we find moderate rotators among the  $\beta$  Cep stars, such as HD 192575 already discussed above. The  $\beta$  Cep stars are dwarfs or (super)giants of spectral type O or early B with masses roughly in the range 8 to  $25 M_{\odot}$ . They are hence precursors of supernovae. This class of pulsators has always played a special role in asteroseismology, and

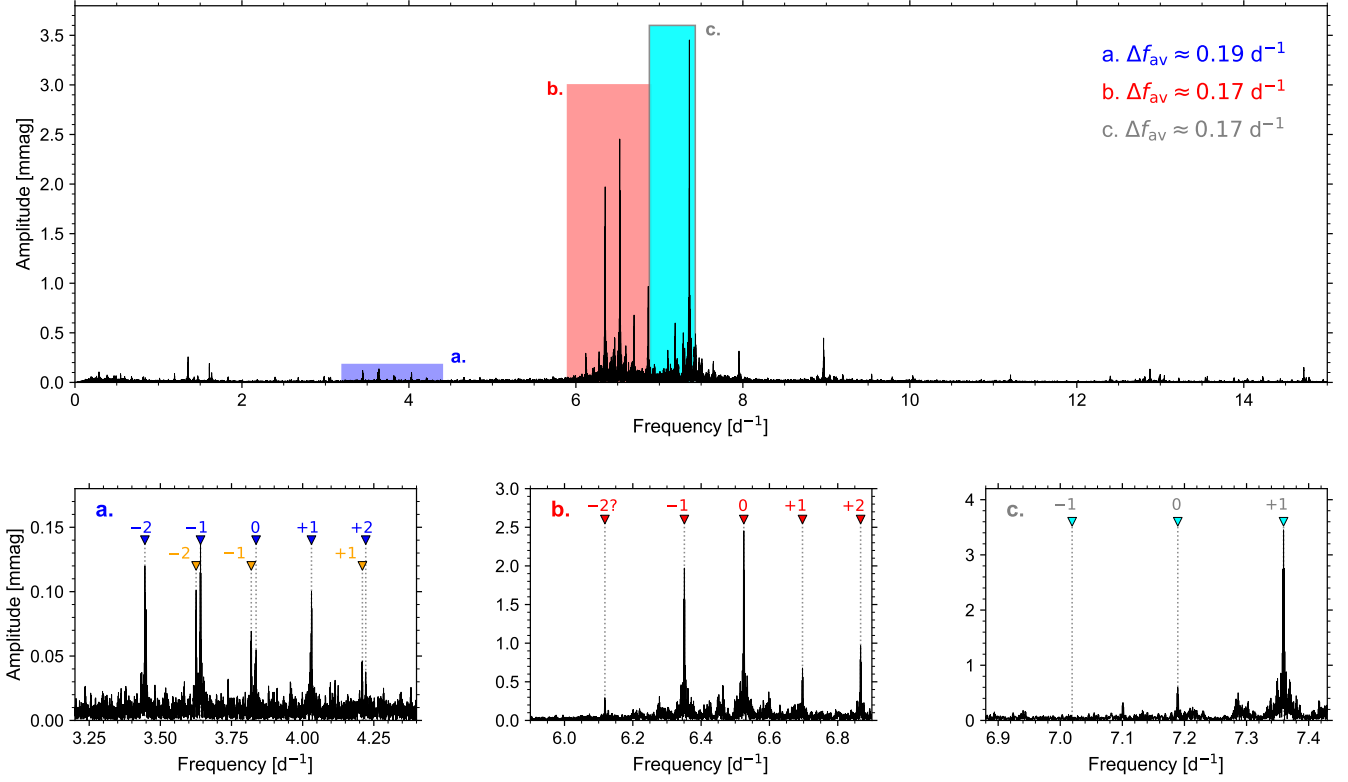


Fig. 6: Top: Fourier transform of the TESS merged Cycles 2 and 4 light curve of the  $\beta$  Cep star HD 192575. The three lower panels are zoomed versions of the coloured and labelled frequency ranges, whose averaged splittings are indicated in the upper panel. They consist of a merged quintuplet and quadruplet undergoing an avoided crossing (left), an isolated (possibly incomplete) quintuplet (middle), and a triplet whose prograde mode has the highest amplitude in the entire oscillation spectrum (right). The identifications for the azimuthal order  $m$  of these multiplet components are indicated above each peak. Figure made by Siemen Burssens.

this is no different in this review. As early as 1902, [Frost \(1902\)](#) discovered radial-velocity variations for the prototype of the class, the star  $\beta$  Cephei. At that time, the only explanation was that the star is a spectroscopic binary. Although the variability of tens of similar stars was misinterpreted in terms of orbital motion for about half a century, a breakthrough was achieved thanks to the three periodicities found in the radial-velocity time series for the class member  $\beta$  CMa ([Struve 1950](#); [Van Hoof & Struve 1953](#)). These properties in fact led [Ledoux \(1951\)](#) to write his breakthrough paper on non-radial oscillation modes in a rotating star, introducing the concept of rotationally split multiplets due to the joint effect of the Coriolis force and the projection in the line-of-sight for an observer, as discussed in Sect. 3.3. Even though we know today that [Ledoux's](#) interpretation of the variability of  $\beta$  CMa was wrong (e.g. [Mazumdar et al. 2006](#), for a modern asteroseismic interpretation), it led him to derive a general description of the observed characteristics of non-radial oscillations in a rotating star, which is the one still in use today for slow rotators with modes in the super-inertial regime.

Rotational splitting following Eq. (14) applied to 21 years of multi-colour photometric monitoring led to the first asteroseismic detection of non-rigid rotation in a star other than the Sun (the  $\beta$  Cep star HD 129929 [Aerts & De Cat 2003](#); [Dupret et al. 2004](#)). In terms of modes, the  $\beta$  Cep stars reveal low-order p and g modes with periodicities of several hours, while their rotation periods cover the range from more than 100 d down to a considerable fraction of their critical rotation period. None rotate close to critical ([Stankov & Handler 2005](#)), however, so following our definition they are slow to moderate rotators.

Following [Goupil et al. \(2000\)](#), we assess the relative importance of 2nd-order effects due to the Coriolis force, which scales as  $(\Omega/\omega)^2$ , and the one due to the centrifugal force, which is proportional to  $(\Omega^2 R^3)/GM$ . Thus, the relative role of the centrifugal versus Coriolis forces in any 2nd-order theory in  $\Omega$  behaves as

$$\frac{\text{centrifugal}}{\text{2nd - order Coriolis}} \sim \frac{\omega^2 R^3}{GM}. \quad (15)$$

This ratio shows that the Coriolis force dominates over the centrifugal force for high-order g modes in many of the brightest SPB pulsators, for which this ratio has been measured and is typically between 0.01 and 0.1 (see Fig. 17 in [De Cat & Aerts 2002](#)). One can therefore ignore the flattening caused by the centrifugal force for such moderately rotating pulsators, but one cannot ignore the Coriolis force in their asteroseismic modelling ([Aerts et al. 2021](#)). [Ballot et al. \(2010\)](#) unravelled the domains of validity of a perturbative approach for the rotation and concluded that the 2nd-order approach still gives satisfactory results for equatorial velocities up to  $\sim 100 \text{ km s}^{-1}$  for  $\gamma$  Dor stars and up to  $\sim 150 \text{ km s}^{-1}$  for SPB stars. A 3rd-order perturbative approach increases the domains of validity by a few tens of  $\text{km s}^{-1}$ . However, we know since the space asteroseismology era that most of these pulsators have their modes in the sub-inertial regime (see Fig. 3 and [Aerts et al. 2021](#)) where perturbative approaches for the rotation are

not valid. We treat such high-order g-mode pulsators by adopting the so-called Traditional Approximation of Rotation (TAR) in Sect. 4.4, where it will be explained that the TAR is a mathematically elegant approximation that ignores the horizontal component of the rotation vector.

The ratios from Eq. (15) for typical p modes in  $\beta$  Cep or  $\delta$  Sct stars are roughly between 1 and 10 (Goupil et al. 2000). This explains why the low-order modes in slowly to moderately rotating  $\beta$  Cep and  $\delta$  Sct stars can still be described perturbatively by a 2nd-order perturbative theory while ignoring the flattening due to the centrifugal force in the equilibrium models. Ballot et al. (2010) evaluated the validity domain for these p-mode pulsators and concluded that this approximation is fine for equatorial rotation velocities up to about  $70 \text{ km s}^{-1}$ . They stressed that adding 3rd-order terms hardly improves this because p modes are only weakly sensitive to the Coriolis force. For the cases for which low-order linear oscillation modes in moderately rotating  $\beta$  Cep stars can still be described perturbatively, we refer to Soufi et al. (1998) and Karami (2008) for appropriate mode expressions.

Rotationally split p and g modes should in principle be easy to recognise for the slower rotators in the class and help identify the modes. Yet, despite the hundreds of OB pulsators found in space photometry (Aerts et al. 2006a; Balona et al. 2011; Balona 2016; Balona et al. 2019; Pedersen et al. 2019; Burssens et al. 2019, 2020; Balona 2022), the frequency spectra turn out to contain so many frequencies that the modes are hard to identify from the single-passband photometric variations. In particular, zonal modes are hard to find. As a result, forward modelling in the space era has been done for only few of these supernova progenitors (Aerts et al. 2006b; Handler et al. 2009; Briquet et al. 2011; Aerts et al. 2011; Daszyńska-Daszkiewicz et al. 2017; Handler et al. 2019). Given their mass range and extensive convective cores, the forward modelling problem to fit the zonal modes is at minimum 5-dimensional, because convective core overshooting cannot be ignored and is an uncalibrated mixing phenomenon requiring at least one fit parameter.

Some of the most detailed forward models for this class result from earlier months-long ground-based multi-site campaigns for several bright class members (Pamyatnykh et al. 2004; Briquet et al. 2007; Dziembowski & Pamyatnykh 2008; Briquet et al. 2012). A detailed comparison among the forward models resulting for the three pulsators HD 129929,  $\theta$  Oph and V2052 Oph, which have very similar dominant modes including an  $l = 2, g_1$  quintuplet, a radial mode, and an  $l = 1, p_1$  triplet, revealed that the magnetic star V2052 Oph has lower core overshooting than the two other non-magnetic pulsators. This hinted at inhibition of mixing by a magnetic field.

So far, internal rotation profiles assuming shellular rotation have been determined for five  $\beta$  Cep stars. This had led to ratios of the near-core and envelope rotation rates between 1 and 5 (cf. Table 1 and Fig. 5 in Burssens et al. 2023, for a summary), where the rigid rotation case occurs in the only close binary pulsator among this small sample. However, the methods adopted to derive the internal rotation are diverse. For the extensively studied star  $\nu$  Eri, Dziembowski & Pamyatnykh (2008) adopted the 1st-order Ledoux approximation according to Eq. (14) and used the fundamental radial mode and the two  $l = 1$  triplets  $g_1$  and  $p_1$ , to obtain a core-to-envelope rotation ratio of about five. Suárez et al. (2009), however, performed a more detailed analysis based on a 2nd-order perturbative approach, including as well the  $l = 1, p_2$  triplet. They found a factor  $\sim 2.6$  lower envelope than near-core rotation from the three observed triplets, while also being able to explain most (but not all) of the measured triplet asymmetries. The approach by Suárez et al. (2009) is a promising route to understand angular momentum redistribution and chemical mixing due to differential rotation and its induced turbulence in moderately rotating  $\beta$  Cep stars.

The  $\beta$  Cep class member with the richest set of multiplets so far is the  $\sim 12 M_{\odot}$  star HD 192575. This pulsator was discovered from TESS data covering the Northern Continuous Viewing Zone (N-CVZ) of the satellite. Its oscillation spectrum based on available TESS data covering about 3 years (with a 1-year gap in the middle) is shown in Fig. 6. This is an updated oscillation spectrum compared to the one in the discovery paper by Burssens et al. (2023) who used only the first 352 d of TESS data. Fig. 6 reveals a complete identification for the  $l = 2$  quintuplet indicated in blue, rather than an incomplete one in Burssens et al. (2023). This changes the avoided crossing with the other quintuplet indicated in orange in Fig. 6 and leads to a somewhat more evolved star (without affecting the other parameters from the forward modelling). Moreover, the left component of the quintuplet in panel b. indicated with “-2?” is now significant and may point to an asymmetry in that  $l = 2$  multiplet or to a frequency unrelated to the quintuplet. Rotation inversion of the securely identified multiplets of this star leads to a level of differentiability of about 1.5 between the core and envelope rotation (Vanlaer et al., in prep.), in line with the  $\mu$ -gradient shear layer solution found by Burssens et al. (2023) and the result from 2D stellar evolution modelling by Mombarg et al. (2023). The asymmetries in the splittings of the quintuplets of this star stand in sharp contrast to the symmetrical triplets. The detected asymmetries point to the presence of a core magnetic field in this supernova progenitor (Vanlaer et al., in prep.). This is of vast interest because it would deliver an asteroseismic calibration to 3D simulations of core-collapse supernova explosions as an important spin-off from asteroseismology of massive stars, in line with Fig. 1 already discussed in Sect. 1.

Only few of the numerous modes active in the fastest rotators among the  $\beta$  Cep stars have been unambiguously identified so far. Much remains to be done on that front, as is the case for the p modes in early-type Be pulsators (such as the CoRoT target HD 49330, Huat et al. 2009). This is not surprising, given the findings of Daszyńska-Daszkiewicz et al. (2002) who studied mode coupling among linear p modes in models of rapidly rotating  $\beta$  Cep stars up to second order in  $\Omega$ . Their conclusion is essentially that mode identification is only possible if the inclination angle of the rotation axis is well measured – a situation hardly encountered in practice so far, although modern interferometry gives a promising perspective (Domiciano de Souza et al. 2014b; Bouchaud et al. 2020). Lack of mode identification is currently the major challenge to advance asteroseismology of fast rotating p-mode pulsators of spectral types O to B3, including the pulsating early-type OBe stars whose mode frequencies occur in a similar regime as to those of the  $\beta$  Cep stars (Neiner et al. 2009). We anticipate major progress from asteroseismology of  $\beta$  Cep stars and p-mode Be stars from applying 2nd- or 3rd-order perturbative methods in  $\Omega$  as in Suárez et al. (2009). Updated modelling of such an approach to all the stars with already identified modes, and even more so from future 2D or 3D stellar evolution models, is an opportunity we come back to at the end of this review.



### 4.3. Asteroseismic inferences on transport processes from modes of rotating $\delta$ Sct stars

Let us now move on to the case of slowly, moderately, and rapidly rotating  $\delta$  Sct stars. An extensive catalogue of such pulsators was already available prior to the space era (Rodríguez & Breger 2001). With their masses between roughly 1.5 to 2.5  $M_{\odot}$ , the majority of stars in this class have the most complex internal structures among dwarfs, with a fast rotating convective core and thin convective outer envelope requiring time-dependent convection theory in a non-adiabatic environment for a proper mode description (Dupret et al. 2005c,a; Antoci et al. 2014).

Bowman (2016) gave an extensive summary of the observational properties of  $\delta$  Sct stars as evaluated by the end of the nominal *Kepler* mission, highlighting that their oscillation spectra are characterised by strong amplitude modulation and moderate to fast rotation. This observational behaviour is readily understood in terms of the theory of non-linear mode coupling by Buchler et al. (1997) and Goupil et al. (1998). With the TESS mission ongoing, the class of  $\delta$  Sct stars keeps increasing with thousands of members (Antoci et al. 2019) with well characterised global properties deduced from the Gaia space data (Murphy et al. 2019). Many of the *Kepler*  $\delta$  Sct stars actually turned out to be hybrid  $\gamma$  Dor/ $\delta$  Sct pulsators experiencing both high-order g modes and low-order p modes (Grigahcène et al. 2010; Uytterhoeven et al. 2011; Bowman et al. 2016; Li et al. 2020b). These are most interesting asteroseismic targets, as the combination of high-order g modes and low-order p modes offers probing power throughout the entire stellar interior, notably the rotational properties (Audenaert & Tkachenko 2022).

The Ledoux approximation in Eq. (14) is still valid for a small fraction of the  $\delta$  Sct pulsators. Slow rotation notably occurs among several of the  $\gamma$  Dor/ $\delta$  Sct hybrid pulsators. The 1st-order Ledoux approximation was readily applied to the amplitude spectrum of the slowly rotating hybrid pulsator KIC 11145123 by Kurtz et al. (2014). This delivered the first  $\gamma$  Dor/ $\delta$  Sct star with a determination of internal rotation. This star reveals nearly uniform rotation with a period of about 100 d and a slightly faster surface than core rotation. Models with atomic diffusion, including radiative levitation, offer an excellent explanation of the g modes and surface abundances for this hybrid pulsator (Mombarg et al. 2020). Nevertheless, it has been suggested that the star’s “weird” and slow rotation, along with its surface abundances deviating from solar values, may be due to a merger event (Takada-Hidai et al. 2017). While such a scenario would be no surprise following Fig. 2, another such slowly rotating hybrid  $\gamma$  Dor/ $\delta$  Sct star, KIC 9244992, has solar-like surface abundances and very similar seismic properties. Its rotation near the surface deduced from p-mode splittings amounts to 66 d, which is slightly slower than the rotation period of 64 d in the near-core region measured from its g-mode splittings (Saio et al. 2015). Both pulsators have a mass of about 1.5  $M_{\odot}$  and are at an advanced stage of main-sequence evolution, with a central hydrogen mass fraction  $X_c$  of about 10%.

Two additional similar cases of slowly rotating hybrid  $\gamma$  Dor/ $\delta$  Sct pulsators were discovered in the 15.3 d eccentric orbit ( $e = 0.45$ ) binary KIC 10080943 by Keen et al. (2015); Schmid et al. (2015). Their orbital separation is wide enough to perform asteroseismic modelling as if the stars are single yet coeval, as done by Schmid & Aerts (2016). This delivered an age of 1.08 Gyr with a 1.67  $M_{\odot}$  primary and a 1.60  $M_{\odot}$  secondary having  $X_c = 22\%$  and 29%, respectively. Both stars have similar, small convective core overshooting and envelope mixing. The primary’s and secondary’s near-core rotation periods are 7.16 d and 11.05 d, respectively. This delivers spin parameters for the detected and identified dipole g modes between 0.20 and 0.26 for the primary, and between 0.14 and 0.24 for the secondary. These values place them well into the super-inertial regime (cf. Fig. 3). For both stars, the Coriolis force can still be treated perturbatively and the linear modes can be modelled from 1st-order Ledoux splitting (Schmid & Aerts 2016). The envelope rotation deduced from rotational splitting of p modes resulted in about 7.46 d and 8.20 d for the primary and secondary, respectively. This gives core-to-envelope levels of 0.96 and 1.35, respectively. Thus, the radial differential rotation of the secondary again reveals a slower core than envelope, just as for KIC 11145123. The centrifugal and tidal forces active in this binary result in only small perturbations, up to 1.7% for the former and below 0.04% for the latter. Thus, while the centrifugal force has a stronger influence on the oscillation modes than the tides, it is so small that a 1st-order treatment of the Coriolis force is justified from this perspective as well.

The core-to-envelope rotation rates of these four  $\gamma$  Dor/ $\delta$  Sct stars were found to be fully in line with angular momentum transport due to internal gravity waves, an interpretation reached from hydrodynamical simulations with appropriate levels of differentiability by Rogers (2015). However, these stars are not representative for the class of the  $\delta$  Sct stars as a whole. Indeed, the large majority of these pulsators rotate so fast that even 2nd-order perturbation theories in  $\Omega/\omega$  are too limited according to evaluations of Eq. (15) for typical class members. For this reason, a more elaborate 3rd-order perturbation formalism taking into account the Coriolis force and the centrifugal flattening with its coupling with the Coriolis force, was developed by Soufi et al. (1998). For the full expressions of the operators for this 3rd-order perturbative theory in  $\Omega$  we refer to that paper and the corrections proposed by Karami (2008). So far this 3rd-order theory has hardly been applied to unravel the internal physics of fast rotating  $\delta$  Sct stars. This is due to lack of proper mode identification for a sufficient number of modes, just as for the fast rotating  $\beta$  Cep and early-type Be pulsators. Indeed, while Bedding et al. (2020) managed to overcome the hurdle of mode identification for a sample of 60 very young  $\delta$  Sct stars from regular patterns delivering global parameters of these stars from their large frequency spacing, no rotational splitting was found for this sample. Pressure-mode frequency spacings alone cannot give tight constraints on transport processes to improve the input physics of the models.

Most  $\delta$  Sct stars do offer the potential to calibrate transport processes. However, this requires more theoretical work on non-linear mode coupling in order to interpret their complex frequency spectra, which include numerous combination frequencies in addition to a variety of frequency structures (Bowman et al. 2016). So far this complexity in the observations has prevented unambiguous mode identifications except partially for a few slow rotators (Zima et al. 2006; Lenz et al. 2008; Chen et al. 2017; Chen & Li 2017; Sun et al. 2023b) or overtone radial pulsators (Murphy et al. 2020; Daszyńska-Daszkiewicz et al. 2023). Already more than a decade ago, Breger et al. (2012) nicely illustrated that the low-frequency g modes and rotational signals are physically connected to the high-frequency p modes in the fast rotating hybrid  $\delta$  Sct/ $\gamma$  Dor pulsator KIC 8054146. This *Kepler* target is a prototypical case of a non-linearly coupled mode pulsator according to Eq. (2) in the presence of fast rotation ( $v \sin i = 300 \pm 20 \text{ km s}^{-1}$ ). Predictions for linear oscillation modes applied to non-rotating evolutionary models following the simplified Eq. (3) as computed by Murphy et al.

(2023) are likely insufficient to identify the modes correctly. For hybrid  $\delta$  Sct/ $\gamma$  Dor stars, non-linear asteroseismology by means of coupled mode equations following Eq. (2) as originally developed by Buchler et al. (1997) and Goupil et al. (1998) offers a way forward, provided that the theoretical formalisms used are generalised to include the Coriolis force to fit the low-frequency g modes as for SPB pulsators (discussed in the next Section, Lee 2012, 2022; Van Beeck et al. 2023).

For the fast rotating pure p-mode pulsators among the  $\delta$  Sct stars such as Altair (Bouchaud et al. 2020), the challenge is even greater, because the mode identification cannot rely on period spacing patterns as for the hybrid pulsators. Also, high-degree p modes are involved among the high-amplitude modes as Le Dizès et al. (2021) and Rieutord et al. (2023) have shown from combined MOST space photometry and high-resolution spectroscopy. High-degree mode asteroseismology at the level of fitting the frequencies of individually identified modes to calibrate transport processes has yet to be developed. For stars such as Altair, this must be done by using future 2D or 3D stellar evolution models such as those delivered by the ESTER code for stars of higher mass (Rieutord et al. 2016; Mombarg et al. 2023) coupled to 2D or 3D pulsation codes such as TOP (Reese et al. 2006, 2021) or ACOR (Ouazzani et al. 2012, 2015). Reese et al. (2009a) have shown that the acoustic p modes occurring in spherical stars are turned into island modes for rotationally deformed stars in 2D pulsation computations. As shown by Reese et al. (2009b), these island modes can potentially still be identified in observations, provided that another family of modes, namely chaotic modes, are absent in the frequency spectra. Moreover, Reese et al. (2021) have further shown from 2D adiabatic pulsation computations in the asymptotic regime of high radial order that island modes still show a so-called ‘‘pseudo’’ large frequency separation. The typical differences between actual numerically computed frequencies and those deduced from asymptotic approximations range from 5% to 12%. This relatively modest frequency difference should in principle safeguard the opportunity to identify island modes from pseudo large frequency separations predicted to occur in deformed p-mode pulsators. This is definitely a promising way forward to advance p-mode asteroseismology of rapidly rotating  $\delta$  Sct,  $\beta$  Cep, and p-mode Be pulsators. Currently these theoretical 2D pulsation predictions for p modes in deformed fast rotators have not yet been turned into practical applications.

#### 4.4. Gravito-inertial asteroseismology: high-order g modes in moderate rotators of intermediate mass

Moving to the left in Fig. 3 we end up with dwarfs undergoing slow resonant internal gravity waves with periodicities of order days. Gravity-mode asteroseismology was kick-started from data assembled by the CoRoT space telescope (Auvergne et al. 2009), with the discovery of periodic deviations from a constant g-mode period spacing in the B3V star HD 50230 (Degroote et al. 2010). This pulsator’s g modes behave according to the theoretical predictions for non-rotating pulsators made before its discovery in the pedagogical paper by Miglio et al. (2008). Bringing this theory and the CoRoT data together allowed for an estimation of the mixing near its convective core. This SPB star is a prototype of the sub-class of slow rotators among g-mode pulsators of intermediate mass, including as well the SPB star KIC 10526294 whose amplitude spectrum was already shown in the bottom part of Fig. 4 and the  $\delta$  Sct/ $\gamma$  Dor hybrids KIC 11145123 and KIC 9244992 discussed above. The core boundary mixing of such slowly rotating g-mode pulsators was meanwhile deduced in several studies (Wu et al. 2018; Wu & Li 2019; Wu et al. 2020; Mombarg et al. 2020; Pedersen et al. 2021).

However, the majority of B and F g-mode pulsators are moderate to fast rotators whose high-order g mode periods are of similar order as their rotation period (cf. blue to orange stars indicated in Fig. 4). Most of the identified modes in the 63 well studied prototypical samples of  $\gamma$  Dor and SPB stars assembled by Aerts et al. (2021) indeed have frequencies in the co-rotating reference frame well below  $2\Omega$ . Thus these modes are in the sub-inertial regime. In this case, it is no longer appropriate to treat the Coriolis force perturbatively in Eq. (2), not even for moderate rotators (cf. Fig. 3). On the other hand, the centrifugal force is less important than the Coriolis force to describe such waves, cf. Eq. (15). When the perturbation to the gravitational potential can be ignored (Cowling approximation), one can make the oscillation equations separable in  $(r, \theta, \phi)$  by adopting the TAR for a uniformly rotating star (Lee & Saio 1987; Bildsten et al. 1996; Lee & Saio 1997; Townsend 2003b; Savonije 2005; Mathis 2009). In that case, the radial and azimuthal dependences are the same as for the non-rotating case, while the latitudinal ( $\theta$ ) dependence is governed by Laplace’s tidal equations, whose solutions are written in terms of the Hough functions (Hough 1898) depending only on the spin parameter  $s = 2\Omega/\omega$ . Each eigensolution of the oscillation equations in the TAR is connected to the eigenvalue  $\lambda_{l,m,s}$  of the latitudinal equation, instead of  $l(l+1)$  as would occur in the  $\theta$ -component of the oscillation equations for the non-rotating case. The TAR is valid for modes with frequencies fulfilling  $\omega \ll S_l$ ,  $\omega \ll N$ , and  $\omega < 2\Omega$  and whose  $\xi(r)$  is dominantly horizontal such that one can ignore the horizontal component of the rotation vector and assume  $\mathbf{\Omega} \simeq (\Omega \cos \theta, 0, 0)$ . This is an excellent approximation for the majority of modes in the  $\gamma$  Dor and SPB stars. A modern public tool to compute oscillation modes of rotating spherical stars in the TAR is available in Townsend et al. (2018). Lee & Baraffe (1995), on the other hand, describe a method for mode calculations in the sub-inertial regime taking the full rotation vector  $\mathbf{\Omega}$  into account, as well as the deformation of the star up to second order in  $\Omega$ .

The period spacing in the co-rotating frame among low-frequency g modes of the same low degree  $l$  and azimuthal order  $m$ , while being of consecutive radial order  $n$  is denoted as  $(\Delta P)_{\text{co}}$ . It can be approximated by

$$(\Delta P)_{\text{co}} \simeq \frac{2\pi^2}{\sqrt{\lambda_{l,m,s}} \int_{r_1}^{r_2} \frac{N(r)}{r} dr \left(1 + \frac{1}{2} \frac{d \ln \lambda}{d \ln s}\right)}, \quad (16)$$

where  $r_1$  and  $r_2$  denote the inner and outer position of the mode propagation cavity (Ballot et al. 2012; Bouabid et al. 2013). In the limit of zero rotation, the spin parameter is zero and Eq. (16) reduces to  $\Delta P = \Pi_0 / \sqrt{l(l+1)}$ , where the quantity

$$\Pi_0 \equiv 2\pi^2 \left( \int_{r_1}^{r_2} \frac{N(r)}{r} dr \right)^{-1} \quad (17)$$

has been termed the buoyancy radius of the star (Miglio et al. 2008; Ouazzani et al. 2017). It characterises the size and other properties of the g-mode cavity. For dwarfs the g modes have their dominant probing power just outside the convective core at the

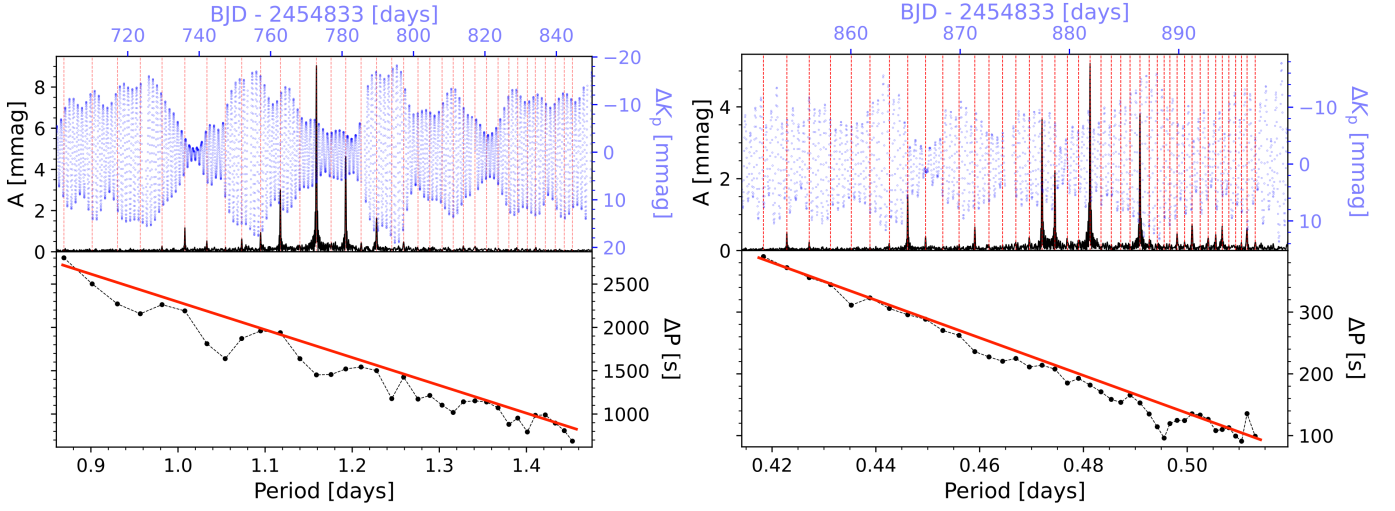


Fig. 7: Illustration of the method to deduce the near-core rotation frequency of a gravito-inertial mode pulsator. The upper panels show a section of the *Kepler* light curve of the  $\gamma$  Dor star KIC 8375138 (left) and the SPB star KIC 7760680 (right) as derived by Pápics et al. (2015) and Van Reeth et al. (2015b), respectively, as blue dots. The amplitude spectra of the 4-yr light curve of these pulsators is overplotted in black and reveals a regular pattern of high-order dipole g modes of consecutive radial order, indicated by the red dashed vertical lines. The lower panels show the measured period spacings of these modes as a function of the mode period as black dots, connected by dashed black lines to guide the eye. The red full line is a linear fit avoiding the trapped modes causing dips in the pattern. The slope of the linear fit is dictated by the internal rotation frequency,  $\Omega_{\text{rot}}$ , in the transition zone between the convective core and the radiative envelope, as deduced by Van Reeth et al. (2015a). Figure reproduced from Chapter 1 in Van Beeck (2023) by Jordan Van Beeck.

deep bottom of the radiative envelope (see Aerts et al. 2021, for illustrative figures). Since  $\Pi_0$  has the dimension of a time and represents the characteristic period for the g modes of the star, it has also been termed the buoyancy travel time (Aerts 2021).

The mode period spacings observed in an inertial frame,  $\Delta P$ , can be computed from the mode periods expressed in an inertial frame ( $P_{\text{in}}$ ) and in the corotating frame ( $P_{\text{co}}$ ) following the transformation formula

$$P_{\text{in}} = \frac{P_{\text{co}}}{1 - m \frac{P_{\text{co}}}{P_{\text{rot}}}}, \quad (18)$$

with  $P_{\text{rot}}$  the rotation period of the star. Equations (16) and (18) offer a powerful observable diagnostic tool to achieve the identification of detected modes from patterns occurring in the amplitude spectra. Such patterns allow us to estimate  $\Omega$  and  $\Pi_0$  via the involvement of the spin parameter in Eq. (16). This type of asteroseismic inference involving moderate or fast rotation does require long and uninterrupted data strings, in order to reach proper precision for the mode periods.

Major efforts to assemble and interpret period spacing patterns for ensembles of gravito-inertial pulsators were undertaken from 4-yr *Kepler* light curves by Pápics et al. (2014), Pápics et al. (2015), Van Reeth et al. (2015b), Pápics et al. (2017), Szewczuk & Daszyńska-Daszkiewicz (2018), Li et al. (2019, 2020b), Szewczuk et al. (2021), and Pedersen et al. (2021). Being more than twice as long as the CoRoT data strings, the TESS light curves for stars in the CVZs also turn out to be suitable to hunt for such patterns (Garcia et al. 2022b,a). We anticipate the discovery of thousands more stars with such oscillation patterns in the future as the TESS light curves become longer. Overall, observed diagrams of  $\Delta P$  versus mode periods in the inertial frame of an observer are already available for more than 700 g-mode pulsators, covering stars with masses in the range  $[1.3, 9.0] M_{\odot}$  and all rotation rates from almost zero to critical rotation.

Analysis methods based on the TAR with the aim to deduce the rotation frequency of  $\gamma$  Dor and SPB stars were developed by Van Reeth et al. (2015a) and Ouazzani et al. (2017). The latter authors compared predictions for  $\Delta P$  from the asymptotic expression in Eq. (16), from numerical computations adopting the TAR, and from full 2D computations with the ACOR code. This led to the important conclusions that  $\Delta P$  computed from the TAR for zonal and prograde modes differ only by a few percent from those obtained with ACOR, while retrograde modes may lead to differences up to about 10%. The method to derive  $\Pi_0$  and  $\Omega$  based on the TAR was applied to a sample of 37  $\gamma$  Dor stars by Van Reeth et al. (2016), with independent validation of the results by Christophe et al. (2018). A slightly different analysis procedure to derive  $\Omega$  was developed by Takata et al. (2020), with overall consistent outcomes for  $\Omega$  (Ouazzani et al. 2019), but larger diversity (although still consistent) for the somewhat less precise  $\Pi_0$  estimation. Pedersen et al. (2021) tackled the challenging modelling for a sample of 26 SPB stars, where mixing in the core boundary layer and in the envelope is of major importance.

The asteroseismic procedure to deduce the internal rotation frequency of  $\gamma$  Dor and SPB stars as commonly applied now is illustrated for prograde dipole modes in Fig. 7. The higher the rotation, the steeper the slope in the  $\Delta P$  versus  $P_{\text{in}}$  diagrams for prograde modes. Indeed, such modes represent waves travelling along the rotation of the star, thus their periodic variation re-occurs faster in the line-of-sight for faster rotation. Hence the mode periods, and by implication the difference of mode periods for

consecutive overtones, decrease. This creates the characteristic downward tilt in the bottom panels of Fig. 7 as predicted theoretically already by Bouabid et al. (2013) and put into practice by Van Reeth et al. (2015a, 2016); Ouazzani et al. (2017). Retrograde gravito-inertial modes have the opposite effect and lead to an upward trend characterised by a positive slope (see Van Reeth et al. 2015b, for numerous examples).

The detected upward slopes of period spacing patterns in fast rotators laid the foundation for the discovery of toroidal Rossby modes in  $\gamma$  Dor stars by Van Reeth et al. (2016), aside from retrograde gravito-inertial modes. It is remarkable that Rossby modes were discovered in many  $\gamma$  Dor stars from *Kepler* data already in 2016, while they were only detected two years later in the Sun (Löptien et al. 2018) as discussed in Sect. 4.1.1. From their dedicated description of and search for Rossby modes, Saio et al. (2018) found them to occur in the fastest rotators among the  $\gamma$  Dor stars, as well as in pulsating Be stars with outburst phenomena (Huat et al. 2009; Neiner et al. 2012a; Balona et al. 2015; Rivinius et al. 2016). Although several of the *Kepler* SPB stars also reveal photometric outbursts as found by Van Beeck et al. (2021), these have smaller amplitudes than those of the pulsating Be stars and do not necessarily lead to H $\alpha$  emission in their spectra as is the case for the Be stars. So far, Rossby modes have not yet been found in SPB stars but the outbursting SPB and pulsating Be stars do share the common property of non-linear mode couplings (Baade et al. 2016; Van Beeck et al. 2021). This detected behaviour and theoretical developments of non-linear asteroseismology as in Lee (2012, 2022); Van Beeck et al. (2023) offer the great future potential to also include mode amplitudes in forward seismic modelling, aside from the frequencies.

A summary of the findings based on 4-yr *Kepler* light curves of 611  $\gamma$  Dor stars in terms of stellar properties is available in Li et al. (2020b) and for the internal rotation properties in Fig. 6 of Aerts (2021, not repeated here). The evolutionary context of the g-mode pulsators summarised in that review paper revealed overwhelmingly that dwarfs of intermediate mass have nearly uniform rotation throughout their entire main-sequence phase (see also Van Reeth et al. 2018), irrespective of their mass and current rotation rate. Levels of differentiability for the rotation of  $\gamma$  Dor stars remain below about 10% (Li et al. 2020b), irrespective of the value of the rotation rate itself because the sample covers rates from zero to almost the critical value. The summary of the internal rotation frequencies provided in Aerts (2021) also coupled the angular momentum of intermediate-mass dwarfs to that of evolved low- and intermediate-mass (sub)giants. This revealed that all these stars transport and lose their angular momentum in such a way that the angular momentum of their helium-burning cores by the time they are red giants is in agreement with the those of subdwarfs and white dwarfs (Aerts et al. 2019).

The capacity to estimate  $\Omega(r)$  and  $\Pi_0$  from  $(\Delta P)_{\text{in}}$  versus  $P_{\text{in}}$  diagrams as illustrated in Fig. 7 along with the envelope rotation from p modes and/or surface rotation from rotational modulation (Van Reeth et al. 2018) laid the foundation of the new sub-field of gravito-inertial asteroseismology for moderate and fast rotators (Aerts et al. 2018). This was meanwhile applied to samples of F and B pulsators as a way to estimate their level and type of core boundary and envelope mixing. Calibrating the internal mixing is necessary to properly age-date such stars and to deduce the mass of the helium core they will produce by the time of their core hydrogen exhaustion. Gravito-inertial asteroseismology nowadays delivers typical precisions between 5% and 20% for the age and helium core mass at the TAMS (Mombarg et al. 2019, 2021; Pedersen et al. 2021; Pedersen 2022b,a; Fritzewski et al. 2023). It also provides overwhelming evidence of extra mixing in the near-core region of rotating stars, fully in line with conclusion drawn from eclipsing binaries (Tkachenko et al. 2020; Johnston 2021). It also showed that the envelope mixing is connected to the internal rotation but that rotation is not the only physical cause of the element transport (Pedersen et al. 2021; Pedersen 2022b; Mombarg et al. 2023).

Numerically stable tools to compute the eigenvalues of Laplace's tidal equations are available in Townsend (2020) and make the estimation of the near-core rotation frequency of  $\gamma$  Dor and SPB stars a high-precision observational science. Given that the internal rotation frequency is meanwhile also accessible from TESS CVZ data, period spacing patterns due to low-degree gravito-inertial modes are within reach for many more pulsators (Garcia et al. 2022b,a), including stars in young open clusters (Fritzewski et al. 2023, and Li et al., submitted). This opens up the territory of applying gravito-inertial asteroseismology to samples of open clusters with a variety of ages, rotation rates, metallicities, single and binary populations, and merger products with the near-future potential to calibrate the internal structure and angular momentum of young clusters at their birth (see Fig. 1).

Aside from the near-core rotation frequency deduced from gravito-inertial modes in the radiative envelope of intermediate-mass stars, a small fraction of the  $\gamma$  Dor stars also offers a powerful observational signal to derive the rotation rate of the convective core itself. This was first achieved by Ouazzani et al. (2020) from a pertinent characteristic dip in the period spacing pattern of the rapidly rotating  $\gamma$  Dor pulsator KIC 5608334, pointing to mode coupling between a core inertial mode and an envelope gravito-inertial mode in the presence of fast rotation. Saio et al. (2021) subsequently hunted such inertial core modes and found the signal in the period spacing diagram for 16 of the 611  $\gamma$  Dor stars in Li et al. (2020b). These observational findings are meanwhile readily understood in terms of theoretical expressions for a mode coupling coefficient between inertial core modes and gravito-inertial envelope modes for  $\gamma$  Dor stars derived by Tokuno & Takata (2022). Numerical computations of these coupling coefficients by Aerts & Mathis (2023) from the best characterised  $\gamma$  Dor stars are in agreement with the theory. Although it concerns only a small fraction of  $\gamma$  Dor stars, notably the most rapid rotators, the detection of this mode coupling is of major importance. Indeed, it opens up the fast rotating convective cores of F dwarfs for observational scrutiny and confirms that their rotation is almost the same everywhere in their interior, from the core across the entire radiative envelope. Aerts & Mathis (2023) showed that the coupling coefficients for SPB stars are smaller, explaining why such mode coupling is absent for these hotter pulsators.

Another way to probe the rotating convective core was established for a few pulsating late-type Be stars whose modelling is based on their fast rotation and on the observed properties of their stochastically excited low-frequency gravito-inertial modes, without having identifications for the individual modes (Neiner et al. 2012b,a, 2020). These cases concern such rapid rotators that the Coriolis force cannot be treated perturbatively nor in the TAR. Full computations in 1D but treating the deformation up to second order in  $\Omega$  were therefore done for the Be pulsator HD 49330 by Neiner et al. (2020). The predictions of the oscillation modes were based on the formalism by Lee & Baraffe (1995), with the aim to explain the observed variability spectrum qualitatively, without fitting individual mode frequencies.

All the observational findings on internal rotation of gravito-inertial mode pulsators give rise to asteroseismic and evolutionary calibrations of angular momentum from the stellar birth towards evolved phases. Such studies are ongoing for single field stars and involve the global effect of various rotationally induced processes (Pedersen 2022a; Mombarg et al. 2023) and/or core magnetic dynamo fields (Moyano et al. 2023). The latter are based on the magnetic Taylor instability developed by Fuller et al. (2019) as an improvement over the classical Taylor-Spruit dynamo (see also Takahashi & Langer 2021). Aerts et al. (2021, their Fig. 8) estimated convective and wave Rossby numbers, core boundary stiffness values, and internal magnetic field strengths for a sample of 63 well characterised gravito-inertial mode pulsators. Assuming a stable dipole field, they predict field strengths in the ranges  $[10^{4.5}, 10^{5.5}]$  G and  $[10^5, 10^{6.5}]$  G for SPB and  $\gamma$  Dor stars, respectively. For the  $\gamma$  Dor stars, this is fully in line with the predictions by Cantiello et al. (2016) and Stello et al. (2016) based on dipole mixed mode suppression in about 20% of the *Kepler* red giants. Direct detections of core magnetic fields from mode splittings or magnetic characteristics in dipole mode period spacing patterns as recently found in a small fraction of red giants (see Sect. 4.1.3) are not yet established for gravito-inertial mode pulsators. Yet, given the numerous recent theoretical formalisms developed to hunt for specific signatures (Prat et al. 2019, 2020; Van Beeck et al. 2020; Dhoubib et al. 2022; Rui et al. 2023), it should only be a matter of time for true direct detections to be achieved. For now, an upper limit of order  $5 \cdot 10^5$  G was found for the rapidly rotating CoRoT SPB star HD 43317 from asteroseismic modelling by Buyschaert et al. (2018). Lecoanet et al. (2022) confirmed this result by confronting the mode suppression observed in the star with predictions from 3D MHD simulations.

Aside from probing of internal magnetism in or near the core of intermediate-mass pulsators via their gravito-inertial modes, Rossby modes and rotational modulation detected in 162 so-called ‘hump and spike’ stars gives indirect evidence for magnetic fields in the envelope of these stars (Henriksen et al. 2023a,b). However, it is yet unclear whether the observed variability is due to magnetic spots on the stellar surface triggered by a dynamo field generated in sub-surface layers or is rather caused by overstable convective modes that excite resonant g modes with frequencies equal to the rotation rate of the convective core (Lee & Saio 2020; Lee 2021b, 2022). Further research on the interaction between time-dependent convection, rotation, and magnetism in the nonadiabatic outer envelope is required to fully exploit the detected variability of these fastest rotators.

In conclusion, gravito-inertial asteroseismology of intermediate-mass stars already made internal rotation and will soon make internal magnetism of moderate and fast rotators an observational science. Exploitation of the detected and identified gravito-inertial modes is meanwhile applied to hundreds of dwarfs of intermediate mass in the galaxy, with large potential for asteroseismology of young open clusters less than a few Gyr (Fritzewski et al. 2023, and Li et al., submitted). Such applications of asteroseismology to clusters observed by TESS and PLATO will deliver tight constraints on the angular momentum at stellar birth for various birth masses and metallicity regimes in the not too distant future (cf. Fig. 1).

## 5. Adding accurate dynamical masses and radii to increase asteroseismic precision

Asteroseismic modelling of rotating pulsators is a high-dimensional regression problem to solve (Aerts et al. 2018), with the aim to get high-precision estimates of the free parameters occurring in the stellar models. Aside from the measured effective temperature and gravity from high-resolution spectroscopy, and the star’s luminosity from Gaia astrometry, it is beneficial to limit the parameter space from additional and preferably model-independent input parameters.

Major advances on this aspect may come from (future) interferometric radii, but this is limited to relatively bright stars. Combined interferometry and asteroseismology was so far mainly applied to bright slowly rotating low-mass Sun-like pulsators (Cunha et al. 2007; Huber et al. 2012). Applications to fast rotators are scarce and could so far only rely on uninterrupted space photometric light curves of short duration, limiting identification of sufficient modes (cf. Rasalhague and Altair analysed by Monnier et al. 2010; Le Dizès et al. 2021, respectively). It is noteworthy that the g modes of the bright hybrid  $\delta$  Sct/ $\gamma$  Dor pulsator Rasalhague discovered in its MOST data were already correctly interpreted as gravito-inertial modes by Monnier et al. (2010). In our definition, this pulsator is a moderate rotator with its  $\Omega/\Omega_{\text{crit}}^{\text{Kepler}} \sim 48\%$  (or  $\Omega/\Omega_{\text{crit}}^{\text{Roche}} \sim 88\%$ ) for  $\Omega \simeq 1.65 \text{ d}^{-1}$ . However, the low frequency resolution of the light curve prevented the detection of clear period spacing patterns and the derivation of  $\Delta P$ . Moreover, the methodology described in Sect. 4.4 based on the observable diagnostic in Fig. 7 did not yet exist at that time. It is definitely worthwhile to revisit the few bright fast rotating pulsators with a good interferometric radius and to hunt for g modes in their space photometry. Moreover, the new SPICA instrument in commissioning at the CHARA array (Mourard et al. 2022) holds great promise to intertwine interferometry and asteroseismology for a large sample of pulsators in the not too distant future.

A highly successful and already applied extra constraint on asteroseismic modelling comes from dynamical masses of detached eclipsing binaries. Binary stars are found in diverse configurations in terms of orbital characteristics and physical properties of their individual components. In this section we focus on the classes of astrometric and eclipsing binaries as ideal test beds to help asteroseismic modelling. The key point is that such objects allow us to infer the masses and radii of the individual components by only relying on the basic laws of binary dynamics. Hence, the masses and radii are model-independent and their precision, and more importantly accuracy, is limited solely by the quality of the observations.

Torres et al. (2010) presented a sample of 95 binary systems (190 stars in total) in a detached configuration, that is, systems where both components are well within their respective Roche equipotential surfaces and do not interact with each other. Their masses and radii are measured to better than 3% accuracy. This sample covers  $M \in [0.2, 27] M_{\odot}$  and  $R \in [0.2, 25] R_{\odot}$ . Serenelli et al. (2021) discussed state-of-the-art methods for accurate determinations of stellar masses and presented a list of 200 benchmark stars, among which binary systems, with relative mass accuracy between [0.3,2]% for the mass range  $M \in [0.1, 16] M_{\odot}$ . For the sake of brevity, we do not consider every type of binary system in this review but restrict to cases with the most precise and accurate determinations of stellar masses and radii. A recent review on eclipsing binaries with pulsating components in the era of space-based mission is provided in Lampens (2021).

Having an accurate mass measurement alone does not enable stellar modelling at high precision due to the multitude of free parameters and the complex correlation patterns involved in the process. However, when combined with asteroseismic modelling,

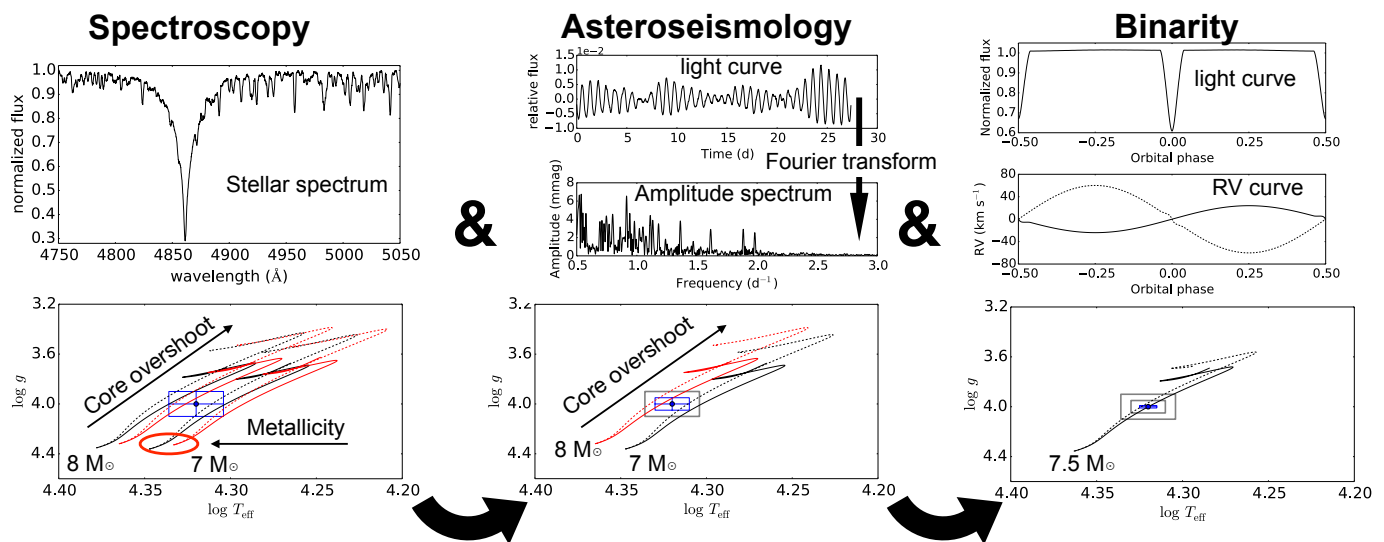


Fig. 8: Schematic representation of the complementarity among atmospheric, binary, and asteroseismic analyses. The top row shows observables for each method while the bottom row highlights the gain in precision and accuracy as the probing power of the different methods is combined. The red curves in the lower left panel represent models for two masses with  $Z = 0.014$  while the black curves have  $Z = 0.006$ . The solid lines have no core boundary mixing while the dotted lines do, increasing the mass of the convective core along the evolutionary path. In the middle lower panel, spectroscopy has allowed to fix the metallicity and the red and black curves now differ only in mass, representing evolutionary paths with (dotted lines) or without (full lines) core boundary mixing. The lower right panel illustrates that asteroseismology further allow to pinpoint the mass and limit the amount of core boundary mixing.

binary observables can break some of the parameter degeneracies. Both components of the binary are coeval and were born with the same initial chemical composition. Moreover, high-precision inferences of the effective temperatures of the stars from spectroscopic methods are possible, thanks to the fact that the components' surface gravities are known with high accuracy from the dynamical measurements of the stellar masses and radii.

Positioning of the binary components in the HRD or Kiel diagram and demanding that both stars were born together from the same molecular cloud, one can assess if and how well stellar models are able to predict the dynamical masses and evolutionary paths of both stars. This way, binarity has been exploited in numerous studies in the literature, which demonstrate that current stellar models can rarely reproduce the accurately measured properties of individual binary components and that extra physical ingredients are needed to reconcile models and observables. This has led to the need of extra mixing, from relatively small-scale near-core mixing (often simply referred to as convective core overshooting, Schroder et al. 1997; Guinan et al. 2000; Lacy et al. 2008; Torres et al. 2014b; Tkachenko et al. 2014; Meng & Zhang 2014; Claret & Torres 2016, 2017, 2018, 2019; Higl & Weiss 2017; Pavlovski et al. 2022; Rosu et al. 2020, 2022) to large-scale mixing caused by rotation and/or internal gravity waves (e.g., Ryan & Deliyannis 1995; de Mink et al. 2009; Garland et al. 2017; Pavlovski et al. 2009; Pavlovski & Southworth 2009; Pavlovski et al. 2018, 2023). The need of extra near-core and/or envelope mixing comes from the need of more massive convective cores of the binary components (e.g., Tkachenko et al. 2020; Johnston 2021; Martinet et al. 2021; Rosu et al. 2022). Interactions between magnetic fields, convection, atomic diffusion, and stellar spots have also been invoked to bring the radii of the stars into agreement with model predictions (e.g., Birkby et al. 2012; Torres et al. 2014a; Higl & Weiss 2017; Cruz et al. 2018; Garrido et al. 2019; Morales et al. 2022).

Figure 8 depicts the complementarity among the methods of spectroscopy, asteroseismology, and binarity for stellar modelling. The top row illustrates the type of observations for each method: stellar spectra for atmospheric analysis, periodic brightness variations caused by stellar oscillations for asteroseismic analysis, and periodic dimming of the stellar light and radial velocity variations for binary analysis. The bottom row highlights the gain in precision and accuracy in the modelling as one combines spectroscopy and asteroseismic methods, at the same time benefiting from the accurate masses of the star from the binary dynamics. If the position of the star in the  $T_{\text{eff}}\text{-log } g$  Kiel diagram is only constrained by its atmospheric parameters inferred from spectroscopy, the typical error box (blue error box in the bottom left panel) is too large to conclude if the star will follow an evolutionary track of a  $7 M_{\odot}$  intermediate-mass star with a white dwarf as the end-of-life product, or an  $8 M_{\odot}$  star that ends its life as a neutron star. The effects of the initial metallicity (red versus black line) and of core boundary mixing (solid versus dashed line) on the evolutionary path of the star are too small to be distinguished with spectroscopic methods alone.

Asteroseismology offers unique sensitivity to the physics in the deep stellar interior and is largely complementary to binary and atmospheric analyses in terms of the physical mechanisms these methods probe. Adding asteroseismic constraints delivers the smaller blue box instead of the grey one for a pure spectroscopic solution in the bottom middle panel. This asteroseismic addition improves the modelling substantially as it allows us to eliminate some of the highly improbable solutions, such as those based on the higher- and lower metal-content for the  $7 M_{\odot}$  and  $8 M_{\odot}$  models, respectively. Moreover, asteroseismic constraints on the amount and functional form of the near-core mixing is often tighter than suggested by the blue error box in the bottom middle panel in Fig. 8, such that the figure represents a pessimistic scenario. Ultimately, the additional model-independent constraint from binary

dynamics decreases the error box to a fraction of the pure spectroscopic error box or the combined spectroscopic and asteroseismic error box (blue versus grey boxes in the bottom right panel). This way, one can characterise the physics of the binary pulsator with high accuracy.

Finding binaries for which all three analysis methods depicted in Fig. 8 can be combined is a difficult task and such studies are therefore still scarce in the literature. The following criteria need to be met simultaneously to do the above-described analysis: (i) the object is an eclipsing or astrometric binary with high-quality photometric or astrometric data; (ii) the object is a spectroscopic double-lined binary such that the radial velocities of both binary components can be measured and their masses can be inferred; (iii) at least one of the components is a pulsator with time-series photometry of its brightness variations sufficiently long to achieve high-precision frequencies for sufficient modes; and (iv) at least some of the detected modes can be identified in terms of their  $(l, m, n)$ . Even if these four conditions are met, it may still be impossible to determine which of the detected oscillation frequencies originate in which star, notably in binaries with components of almost equal mass.

Various slowly rotating low-mass solar-like pulsators in eclipsing or astrometric binaries satisfy all four criteria. Moreover, because the mass and radius of a solar-like pulsator can be inferred directly from its oscillations through scaling relations when the effective temperature of the star is known (Kjeldsen & Bedding 1995), these asteroseismically inferred quantities can be confronted with the model-independent counterparts inferred from binary dynamics (e.g., Gaulme et al. 2013; Appourchaux et al. 2015). While asteroseismic measurements of mass and radius are in a good agreement with the dynamical values for unevolved solar-like pulsators (e.g., White et al. 2017), the asteroseismic masses and radii of red giants are systematically overestimated (e.g., Brogaard et al. 2016; Gaulme et al. 2016; Themeßl et al. 2018; Kallinger et al. 2018; Benbakoura et al. 2021).

Intermediate-mass p-mode  $\delta$  Sct pulsators in eclipsing binaries constitute another category of objects for applications, although mode identification remains a challenge for such moderate to fast rotators (cf. Sect. 4.3). For this reason, validation of stellar models with  $\delta$  Sct pulsators in eclipsing binaries is to date primarily limited to the use of empirical relations between their oscillation properties and mean densities obtained from binary dynamics (e.g., García Hernández et al. 2015, 2017). Because many  $\delta$  Sct pulsators are found in close Algol-type binary systems (a.k.a. oEA stars; Mkrtychian et al. 2004, 2022) and p-mode oscillations reach their highest amplitudes in the outer layers of stars, oEA stars are often exploited to study binary interactions (see Sect. 6). As for high-mass p-mode pulsators, the discovery of 78  $\beta$  Cep pulsators in eclipsing binaries by Eze & Handler (submitted) in TESS data is extremely promising to calibrate binary supernova progenitors, of which some may be on their way to becoming gravitational wave emitters.

The group of g-mode pulsators in eclipsing binaries is among the most promising in the context of validation and calibration of stellar models. The main reason lies in the effective probing power of the deep stellar interior facilitated by g modes, in particular the near-core regions (cf. Sect. 4.4). Binary and asteroseismic analyses become truly complementary in this particular regime and make strategies as in Fig. 8 optimally suited. To date, only a limited number of  $\gamma$  Dor, SPB stars, or white dwarf g-mode pulsators in eclipsing binaries with mode identification are known. Gaulme & Guzik (2019) presented a compilation of some 300 pulsating stars in eclipsing binaries observed with *Kepler* of which about a third have  $\gamma$  Dor pulsators. Southworth & Bowman (2022) and Southworth & Van Reeth (2022) reported the detection of 22  $\gamma$  Dor, SPB, and  $\beta$  Cep pulsators in eclipsing binaries observed with TESS. For now, none of those systems have identified modes, though.

Sekaran et al. (2020) undertook a systematic search for unevolved g-mode pulsators in eclipsing binaries with period spacing patterns. Among the 93 detected eclipsing systems with a g-mode pulsating component, seven were found to exhibit period spacing patterns. In a follow-up study, Sekaran et al. (2021) investigated one of the detected systems in great detail. This concerns the slow rotator KIC 9850387, whose dynamical parameters are found to be in agreement with the parameters extracted from asteroseismic modelling provided that a high level of internal mixing for the pulsating component is used for its internal structure. The authors posited that this is a result of intrinsic non-tidal mixing mechanisms. The findings in Sekaran et al. (2021) reinforce the common conclusion in the literature from large samples of single-star pulsators and non-pulsating eclipsing binaries: stellar models require extra internal mixing compared to standard models to achieve a meaningful calibration. Similar studies of moderate to fast rotators with g modes in detached eclipsing binaries are not yet available, given that almost all such objects reveal tidal interactions as discussed in the next section.

## 6. Tidal asteroseismology: the interplay between rotation, tides, and oscillations in binaries

The space photometry revolution gave rise to a “zoo” of observed phenomena in *Kepler* and TESS data caused by tidal interactions in close binaries. Systems with free oscillation modes perturbed by tides, with tidally excited modes, with tidally tilted pulsation axes, with tidal deformation of the mode cavities, and with non-linear mode excitation due to tides have all been found (Guo 2021, for a review). In order to study the effect of linear tides in binaries with rotating components we need to solve Eq. (3), while additional terms as in Eq. (2) have to be included for non-linear tides.

Tidally excited oscillations occur at exact multiples of the orbital frequency. They come in various flavours and may be caused by an equilibrium tide in case of a circular orbit and/or dynamical tides in eccentric orbits. An equilibrium tide is a static phenomenon occurring due to the balance between the pressure force and gravity and manifests itself as a geometrical deformation of one star due to the force exerted by the companion. Dynamical tides, on the other hand, cause a periodic acceleration due to  $a_{\text{extra}}^{\text{external}}$  in Eq. (3) as the components revolve around each other in their orbit (see the pedagogical paper by Fuller 2017). Tidal oscillations give rise to slow waves at low frequencies, which naturally occur in close binaries because the orbital, rotation, and g-mode periods are all roughly of similar order and reside in the left part of Fig. 3. On the other hand, self-excited oscillations may get perturbed due to both the equilibrium and dynamical tides, and such deformed oscillations are referred to as tidally perturbed oscillations. They may occur across the whole frequency axis in Fig. 3, including short-period p modes, when tidal forces are significant compared to the other forces at play in the system.

Tidally excited oscillations represent the main mechanism of tidal dissipation in binaries composed of intermediate- or high-mass stars with a convective core and a radiative envelope (Zahn 2013; Alvan et al. 2013; Ogilvie 2014). In a nutshell, the mechanism acts as follows: (i) the tidal potential excites internal gravity waves in the deep stellar interior at the interface of the convective core and the radiative envelope of the star; (ii) these low-frequency travelling waves experience strong damping due to radiative diffusion (Zahn et al. 1997); (iii) the waves break in the low-density near-surface layers of the star, depositing their energy and angular momentum (Rogers et al. 2013), causing tidal heating and (pseudo-)synchronisation. Such tidal synchronisation is first initiated in the outer layers of the star and gradually proceeds inwards as more waves are being generated through tidal forcing and continue to dissipate. The dissipation is particularly efficient at so-called critical layers deep inside the star characterised by resonant waves having frequencies equal to the local co-rotation rate (Alvan et al. 2013).

Tidally excited oscillations corresponding to standing waves occur at exact multiples of the orbital frequency. They do not suffer from strong damping and can therefore be observed in stars. Because the dominant component of the tide-generating potential is a spherical harmonic of  $l = 2$ , linear dynamical tides are expected to give rise to quadrupole modes. Some tidally excited oscillations can reach amplitudes exceeding a parametric instability threshold, in which case their mode energy will be transferred to daughter modes through non-linear mode coupling. The observational manifestation of such non-linear mode coupling is the occurrence of pairs or multiplets of daughter modes whose linear combination(s) satisfy resonance conditions (e.g., O’Leary & Burkart 2014; Manzoori 2020; Guo 2020, 2021; Guo et al. 2022). Moreover, some of the tidally excited oscillations can get into resonance locking with the orbital frequency of the binary. This happens when both frequencies evolve in concert. Such orbital resonant mode locking substantially increases the efficiency of tidal dissipation and orbital circularisation (e.g., Witte & Savonije 1999, 2001; Willems et al. 2003; Willems 2003; Burkart et al. 2012; Fuller & Lai 2012; Fuller et al. 2017; Fuller 2017; Zanazzi & Wu 2021; Kołaczek-Szymański & Różański 2023).

It was recently also shown by Li et al. (2020a) and Fuller (2021) that “inverse tides” may occur in close binary systems hosting a g-mode pulsator. In this process, which occurs when the tidally forced mode amplitude approaches the mode’s saturation amplitude, a self-excited oscillation mode transfers (some of) its energy to the binary orbit. This may pump up the orbital eccentricity, create spin-orbit misalignment, and cause asynchronous rotation. This action of tidal dissipation is thus opposite to the standard view and rather pushes the state of the binary away from synchronised circular orbits. Another non-standard effect with respect to tidal theory in a two-body system was presented by Felce & Fuller (2023). They describe how the presence of a tertiary component may trap close binaries into a spin-orbit equilibrium known as a Cassini state. In this case, orbital precession due to the tertiary lies at the origin of the stable spin-orbit configuration. This mechanism has been invoked as an explanation for a minority of close binaries with stars of intermediate mass having extremely slow sub-synchronous rotation. Such a state can be understood by alterations of the spin-orbit misalignment angle and of the internal rotation rate caused by tidal dissipation due to inertial waves (Fuller 2021).

Although the first (ground-based) observations of tidally excited oscillations in close binaries date from some two decades ago (Willems & Aerts 2002; Handler et al. 2002; Quaintrell et al. 2003), numerous detections had to await uninterrupted space-based photometric observations and gave rise to the great variety of observed behaviour we know today. Maceroni et al. (2009) reported the detection of tidally-excited oscillations in the eccentric binary HD 174884 from CoRoT data. A few years later, Welsh et al. (2011) presented spectacular tidally-excited oscillations at the 90<sup>th</sup> and 91<sup>st</sup> harmonic of the orbital frequency in HD 187091, also known as KOI-54. The light curve of KOI-54 is characterised by periodic brightness variations near periastron passage caused by geometrical deformation of the star as a response to the instantaneous tidal force. KOI-54 became the prototype of the class of eccentric binaries exhibiting periodic variability in its light curve similar to cardiograms of human heartbeats. These eccentric binaries are therefore also dubbed “heartbeat stars” (Thompson et al. 2012). Just like KOI-54 itself, the majority of heartbeat stars exhibit tidally excited oscillations (e.g., Hambleton et al. 2013, 2016; Kjurkchieva et al. 2016; Pablo et al. 2017; Hambleton et al. 2018; Guo et al. 2017, 2019; Cheng et al. 2020; Kołaczek-Szymański et al. 2021; Jayasinghe et al. 2021; Ou et al. 2021b,a; Wrona et al. 2022; Sharma et al. 2022; Wang et al. 2023). This makes them unique astrophysical laboratories to validate and improve tidal excitation theory (e.g., Burkart et al. 2012; Fuller & Lai 2012; Fuller 2017; O’Leary & Burkart 2014; Guo et al. 2022; Sun et al. 2023a). We refer the reader to Ogilvie (2014) and Guo (2021, and references therein) for comprehensive discussions on the theoretical and observational aspects of tidally excited oscillations in close binaries.

Another distinct group of pulsators in (close) binary stars is the class of stars with tidally perturbed (or affected) oscillations. Tidal deformation in a close binary system affects the mode propagation cavities inside the components, as well as the alignment of the pulsation axes. While the effect of the tidal force on the eigenfrequencies of the star has been investigated to a reasonable level of detail with polytropic models (e.g., Saio 1981; Smeyers & Martens 1983; Martens & Smeyers 1986; Reyniers & Smeyers 2003b,a; Smeyers 2005), the consequences of the equilibrium tide on the mode eigenfunctions has been studied only recently (Fuller et al. 2020). While the former effect results in tidal splitting of a self-excited oscillation mode of a given spherical degree  $l$ , the Fuller et al. (2020) formalism allows for tidal coupling between tidally split multiplets with different angular degree  $l$ . The effect of such tidal mode coupling can be three-fold: (i) tidal alignment, where the axis of the oscillations gets aligned with the tidal axis rather than with the rotation axis of the star; (ii) tidal trapping, such that oscillation modes are confined to regions corresponding to the tidal pole or equator; (iii) tidal amplification, increasing flux perturbations in the tidal polar regions due to the propagation of acoustic waves close to the stellar surface.

Observationally, tidally perturbed oscillations (which include both tidally split and trapped oscillations) manifest themselves as (a series of) modes that are offset from their adjacent orbital harmonics and are (quasi-)equidistantly spaced with the orbital frequency of the star (e.g., Balona 2018; Lee 2021a; Steindl et al. 2021; Van Reeth et al. 2022; Jennings et al. 2023). Some of the class members exhibit readily interpretable observed frequency patterns due to one of the above theoretical scenarios (e.g. some of the tidally tilted pulsators; Handler et al. 2020; Kurtz et al. 2020; Rappaport et al. 2021; Jayaraman et al. 2022; Kahraman Aliçavuş et al. 2022; Aliçavuş et al. 2023). Yet, others show either very complex or too sparse patterns to interpret (e.g., Bowman et al. 2019; Southworth et al. 2020; Jerzykiewicz et al. 2020; Southworth 2021; Southworth et al. 2021; Kálmán et al. 2022; Van Reeth et al. 2023; Johnston et al. 2023; Kálmán et al. 2023). Furthermore, in the specific case of eclipsing binaries, the geometrical effect of



eclipse mapping due to particular obscuration of the visible disk of the pulsator by its companion (Reed et al. 2001, 2005) causes extra orbital phase-dependent variability of the mode amplitudes. Depending on the mode geometry, on the misalignment of the axis with respect to the rotation axis of the star, and on the geometry of the eclipse, the amplitude modulation can manifest itself as a complex frequency pattern in the Fourier transform of the light curve as in the case of U Gru (Johnston et al. 2023).

Recent advances in asteroseismology of (close) binary stars can hardly be overestimated, both from the theoretical and observational point of view. Major efforts are undertaken to develop general enough tidal oscillation theory as a pertinent need to explain the zoo of observed phenomena resulting from the interplay between tides and oscillations brought by the high-precision space photometry. The novel theories mentioned above are powerful in terms of the effects due to the tidal, Lorentz, Coriolis, and centrifugal forces acting on a rotating pulsating star in a close binary or triple system, taking into account misalignments between the axes of apsides and rotation (Fuller et al. 2020; Fuller 2021; Sun et al. 2023a).

The classes of observed stars exhibiting tidally excited and tidally perturbed oscillations open up the new window of tidal asteroseismology, irrespective of the rotation rate, from ultra-slow to very fast. Progress in the forward modelling of the internal physical properties from carefully identified modes is the next yet extremely challenging step, given the numerous orbital parameters involved, as well as the numerical aspects involved in modal decompositions and the computation of damping coefficients, and the complex physical phenomenon of pseudo-synchronisation (Townsend & Sun 2023). While a concerted plan-of-attack for tidal asteroseismic modelling is still awaited, applications to large samples of close binaries are the best way to understand and calibrate tidal dissipation and close binary evolution. Achieving this would be a major step ahead as input for proper binary population synthesis and gravitational-wave progenitor modelling (cf. Fig. 1). The modern public tool to model stellar tides developed by Sun et al. (2023a) is highly relevant in this context.

## 7. The special cases of subdwarf and merger seismology

Subdwarfs play a special role in terms of close binarity, as their bare existence demands binary interaction at evolved stages of stellar evolution, including mergers (Han et al. 2003). Indeed, either they occur in a binary or they are single subdwarfs as the result of a merger (Heber 2009). Just as is the case for white dwarfs, asteroseismology of subdwarfs has advanced appreciably thanks to short-cadence (1 min and 2 min or 20 sec) light curves assembles with *Kepler*, *K2*, and *TESS* (Hermes et al. 2017; Bell et al. 2019; Reed et al. 2021; Uzundag et al. 2021; Córscico et al. 2022; Uzundag et al. 2022; Romero et al. 2022), including post-merger subdwarfs (Vos et al. 2021). Asteroseismic probing of almost all subdwarfs and all white dwarfs is done from modelling of their identified *g* modes via period spacing patterns and/or rotationally split triplets and quintuplets, where the Coriolis and tidal forces can be treated as a small perturbation for the computation of the modes because the periods of all detected modes (minutes to hours) are much shorter than the rotation or orbital periods (days).

A review of white dwarf asteroseismology was presented by Córscico et al. (2019), but no such comprehensive summary is available for subdwarfs. This is far beyond the scope of this paper, hence we just highlight some recent findings for subdwarf binaries. Two major conclusions connected with transport processes can be drawn from published subdwarf asteroseismology:

1. the angular momentum of the convective core of red giants and of subdwarfs is in agreement with the angular momentum of white dwarfs (Aerts et al. 2019);
2. subdwarfs and white dwarfs have respectively more massive helium and carbon-oxygen cores compared to those predicted by standard stellar evolution models without extra mixing beyond the Schwarzschild boundary. Hence core boundary mixing is prominent throughout the evolution of low- and intermediate-mass stars (Van Grootel et al. 2010a,b; Charpinet et al. 2011; Hermes et al. 2017; Charpinet et al. 2019b,a; Giannichele et al. 2018; Uzundag et al. 2021; Giannichele et al. 2022, where the latter review paper places both types of compact pulsators and the properties of their carbon-oxygen cores into an evolutionary context).

Future progress in the calibration of close binary evolution at evolved phases can come from several aspects. First of all, many of the modes of subdwarfs and white dwarfs exhibit amplitude and frequency modulations on timescales of weeks to months, pointing to non-linear resonant mode interactions. The exploitation of such interactions is easier than for the rapidly rotating SPB and  $\gamma$  Dor stars discussed in Sect. 4.4 and is therefore somewhat more advanced (Zong et al. 2016b,a). Yet, much remains to be done in the development and application of non-linear asteroseismology, also for the compact pulsators. The recent finding of differential rotation in the subdwarf EPIC 220422705 by Ma et al. (2022) is an important step towards future modelling of its non-linear modes.

As for the calibration of binary evolution theory, several recent key findings were delivered by asteroseismology. First of all, short-period subdwarf–M dwarf binaries are not necessarily synchronised. A key laboratory for further study is TIC 137608661, whose internal rotation period of 4.6 d deduced from asteroseismology is much longer than the short orbital period of only about 0.3 d. The asteroseismic study of this subdwarf binary was placed into context of subdwarf rotation and binary properties by Silvotti et al. (2022). Their Table 4 and Fig. 16 suggests differential rotation for most of the subdwarfs in short-period binaries with either an M-dwarf or a white dwarf companion. Another striking result comes from the tidally tilted oscillations (cf. Fuller et al. 2020, as discussed in the previous section) of the binary subdwarf HD 265435 discovered and analysed by Jayaraman et al. (2022). Its white dwarf companion revolves around it in only 1.65 hr. The subdwarf was found to be near or just beyond the end of its central helium burning, hence this object is a Type Ia supernova progenitor. Most – but not all – of the subdwarf’s oscillations have frequencies that are exact multiples of the orbital frequency. This star was diagnosed with acoustic modes having periods around 250 s. So far these tidally tilted oscillations were modelled while ignoring the Coriolis and centrifugal forces. However, the tidal distortion for a binary with such a tight orbit shifts the mode frequencies appreciably compared to the case of a spherical star as the authors have assumed. Future measurements of the internal and surface rotation for more of such short-period binaries are key to guide theories of tidal synchronisation.

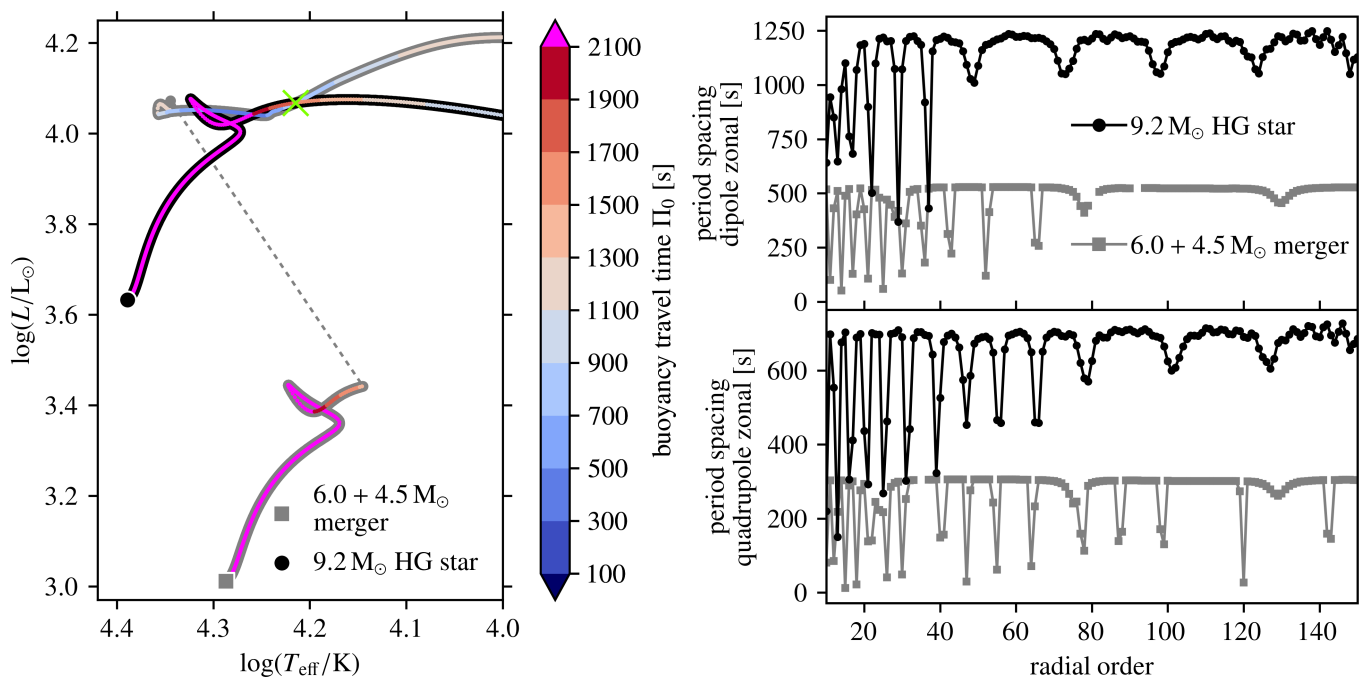


Fig. 9: Illustration of the potential of merger seismology. The left panel shows two evolutionary tracks for non-rotating stellar models, colour-coded by the value of the buoyancy travel time  $\Pi_0$  defined in Eq. (17). The black dot indicates the position for a single star born with  $9.2 M_{\odot}$  at the ZAMS. The grey square is the position of a  $6.0 M_{\odot}$  primary at the ZAMS, accompanied by a  $4.5 M_{\odot}$  close companion. The binary components merge via a Case B mass transfer following the description by Schneider et al. (2021). This happens when the primary evolves beyond the TAMS, as indicated by the dotted line. The single star and merger product reside in a similar position while crossing the Hertzsprung gap (HG). The right panels show predicted period spacing patterns for dipole (upper panel) and quadrupole (lower panel) high-order g modes of the single star undergoing hydrogen shell burning (black circles) and of the merger product (grey squares), at the evolutionary stage indicated by the green cross in the left panel. At this time the merger burns helium in its convective core and has a convective region due to hydrogen shell burning, while the inner structure of the single star is fully radiative, including its shell burning region. Figure produced by Jan Henneco, from Henneco et al. (in prep).

Backtracking to earlier phases, Li et al. (2022c) used asteroseismology of red clump red giants to identify two groups of stripped stars due to binary interactions. The first group comprises several underluminous red giants with smaller than usual helium burning cores, which are interpreted as resulting from heavy mass loss due to envelope stripping by a companion while they ascended the red giant branch. The second group consists of tens of red giants whose ages would exceed the age of the Universe if interpreted from single star evolution with no or nominal mass loss on the red giant branch. The small sample sizes of these two groups are consistent with binary fractions as in Fig. 2. Coupling the properties of these red giants to models of post-mass-transfer binary systems will be invaluable to calibrate binary evolution theories of low- to intermediate-mass stars.

Moving on to the even earlier phases and to more massive stars, Fig. 2 and binary evolution calculations by Schneider et al. (2020) tell us that 20% of OB stars come into contact with their companion. Hence a large population of binary mergers must exist, either formed from collision or from more gentle coalescence (Schneider et al. 2019). The properties of such mergers are highly uncertain and searching for such products is difficult. Asteroseismology could play a major role here, both in terms of establishing a proper calibration for the statistics of the sample of high-mass mergers and of probing their internal structure. This would allow to check if mergers indeed have a strong large-scale magnetic field as the MHD simulations by Schneider et al. (2019) predict. The first calculations of seismic diagnostics for stellar mergers were compared with those of single blue supergiants in the hydrogen shell burning phase (so-called Hertzsprung Gap (HG) in the HRD), of main-sequence stars with an exceptionally high level of core overshooting, and of evolved single blue giants undergoing a blue loop during their core helium burning by Bellinger et al. (2024). These authors computed grids of non-rotating equilibrium models and their oscillation frequencies for these four different populations, considering the mass range  $[10, 20] M_{\odot}$ . This theoretical study shows that asteroseismology in principle offers the potential to distinguish among these four cases from the large frequency separation of identified p modes and the average period spacing of identified g modes. A major point to be improved is to include internal rotation in such models.

To illustrate the potential of “merger seismology” (a term suggested by Dr. Fabian Schneider from the Heidelberg Institute for Theoretical Studies) from a practical point of view, we show in Fig. 9 predicted seismic g-mode period spacings of a merger product in the HG and compare them to those of a single blue giant residing in the same part of the HRD (Henneco et al., in prep.). It can be seen that the period spacing values of these two models are clearly different in the sense that the average period spacing of the merger product is lower than the one of a model resulting from nominal single star evolution. This is in agreement with the results found by Bellinger et al. (2024). Moreover, the oscillations of the merger shown in Fig. 9 lead to different mode periodicities and dips structures in the period spacing patterns compared with those of the single HG star. The shorter mode periods and the sharper

dips at high radial order for the merger are due to particular structures in its Brunt-Väisälä frequency, originating from the chemical properties near its core reflected in its  $\mu$ -gradient. The occurrence or absence of intermediate convection zones, often caused by semi-convection, also plays a role. The profile of  $N(r)$  for the two models with similar position in the HRD are markedly different, resulting in different mode trapping. Signatures as in Fig. 9, when computed for a representative population of mergers with proper inclusion of internal rotation, will provide a powerful tool to search for merger products in a machine-learning context when applied to *Kepler* and TESS light curves. Once found, modelling of the morphology of the period spacing pattern(s) would allow us to assess the profiles of the internal chemical composition, rotation, and magnetic field of mergers.

TESS is currently monitoring about 1500 massive OB dwarfs, giants, and supergiants across the sky at a cadence of 2 min. Figure 2 makes it clear that dedicated searches for signals of merger products among these stars based on predictions as in Fig. 9 offer an interesting route for massive star asteroseismology. Future searches in the TESS data are highly relevant to calibrate populations of gravitational wave progenitors seismically because mergers should also occur in what were originally doubles, triples or multiple systems in general. The discovery of 78  $\beta$  Cep stars in eclipsing binaries, including 59 new ones, by Eze & Handler (submitted) offer a fantastic new data set to apply the principles in Fig. 8 and to predict how many of these targets will evolve into a merger, before or after the supernova explosion(s) that will be happening during their future evolution. Discovering mergers from seismology, unravelling their internal structure, and comparing it to the structure of massive SPB or  $\beta$  Cep detached or semi-detached binaries offers a great way to calibrate tidal dissipation and close binary evolution. It would also provide an elegant and independent way to evaluate the measured mass distribution of the black hole and neutron star mergers that lead to gravitational wave signals (cf. Fig. 1).

## 8. Onward to a bright future for asteroseismology, for slow and fast rotators

The TESS mission keeps on going and provides ever longer time-series photometry covering many years by now (albeit with interruptions of a year for each of its covered sectors). Moreover, the launch of the PLATO mission is on the horizon (end 2026 at the time of writing). With its core program focused on exoplanet host candidates and its open Guest Observer program, it will cover all of slow to fast rotators in all evolutionary phases, from single stars through binaries and multiples to clusters of various ages and metallicities (Rauer et al., submitted). Even without the additional candidate space missions based on a similar principle of high-cadence high-precision uninterrupted space photometry, such as HAYDN (Miglio et al. 2021) and ET (Ge et al. 2022), TESS and PLATO guarantee a bright future for asteroseismology for many years to come. A wealth of suitable light curves covering many years with high duty cycle will become available for millions of stars. These data feeds the fountain of opportunities shown in Fig. 1 and will allow us to push asteroseismology to high-mass stars (unavoidably in (close) binary systems, cf. Fig. 2), covering from early to evolved evolutionary phases, with some on their way to become gravitational wave sources.

As we have tried to stress in this review, asteroseismology based on numerous low-frequency modes in moderate to fast rotators requires long and uninterrupted data strings to reach sufficient frequency precision and to unravel long and complex beating patterns (cf. Fig. 7). Even the 4-yr uninterrupted *Kepler* light curves are insufficient to resolve some of the individual modes of  $\gamma$  Dor, SPB, and Be pulsators. Years-long time strings are also necessary to detect and model the internal rotation and magnetic field profiles inside stars.

### 8.1. Pushing Gaia beyond its limits to assist in asteroseismology of intermediate- and high-mass stars

The Gaia space mission of the European Space Agency (Gaia Collaboration et al. 2016) is not made to do asteroseismology based on non-radial oscillations. Indeed, high sampling rates and continuous monitoring with duty cycles above 90% are required to push the Nyquist frequency of the light curves to high enough values and to identify a sufficient number of oscillation modes. Gaia cannot deliver that, nor can it offer mode detections for amplitudes below mmag as required to detect solar-like oscillations. Nevertheless, Gaia has a significant role to play, particularly for asteroseismology of moderate and fast rotators. All asteroseismic modelling efforts nowadays benefit from Gaia's data, notably the high-precision parallaxes (Gaia Collaboration et al. 2018) leading to luminosities that allow us to limit the computation of grids of equilibrium models required for the modelling. For slowly rotating low-mass stars, the Gaia effective temperatures additionally lead to fairly precise radius estimates, which can be confronted with the asteroseismic ones. Conversely, combined asteroseismic radii and Gaia effective temperatures lead to asteroseismic distance estimates of remarkable precision, up to distances of kilo-parsecs (Huber et al. 2017; Davies et al. 2017).

The continued improvement of the Gaia, *Kepler* and TESS data reductions provide excellent means for more accurate instrument calibrations, with ever better future capacity for large and homogeneous population studies. Along with the Gaia distances and proper motions, precise asteroseismic ages are particularly valuable for galactic archaeology studies (cf. Fig. 1). In addition, we also point to other aspects of the future role that Gaia can play, by pushing beyond nominal use of its data. The three light curves made available in Gaia's Data Release 3 (DR3) in the G, RP, and BP photometric bands delivered millions of new variable stars (Eyer et al. 2023), among which thousands of candidates with non-radial oscillations having amplitudes above a few mmag (Gaia Collaboration et al. 2023a). Figure 10 shows the position of more than 25000 new non-radial pulsators in the upper HRD discovered from Gaia DR3. The more than 11000 new g-mode pulsators among these have properties fully in line with the few hundreds of the *Kepler* pulsators in these classes (Aerts et al. 2023) and thus offer great potential for future 'industrialised' ensemble asteroseismology of intermediate- and high-mass stars. The requirement is that sufficient non-radial modes can be identified from dedicated space photometry by *Kepler*, TESS or PLATO, in addition to their dominant mode(s) discovered in the Gaia photometry. This is already the case for about 700 moderate and fast rotators observed by *Kepler* (Aerts 2021) and will be extended to thousands of such new non-radial pulsators currently under scrutiny by TESS (Pedersen et al. 2019; Antoci et al. 2019; Cunha et al. 2019; Burssens et al. 2020; Skarka et al. 2022; Garcia et al. 2022b, and Hey & Aerts, in prep.).

Fig. 10 includes a comparison with the positions of four instability strips where non-radial modes are expected to be excited based on one particular choice of input physics for each of the  $\beta$  Cep, SPB,  $\delta$  Sct, and  $\gamma$  Dor pulsator classes. We know nowadays

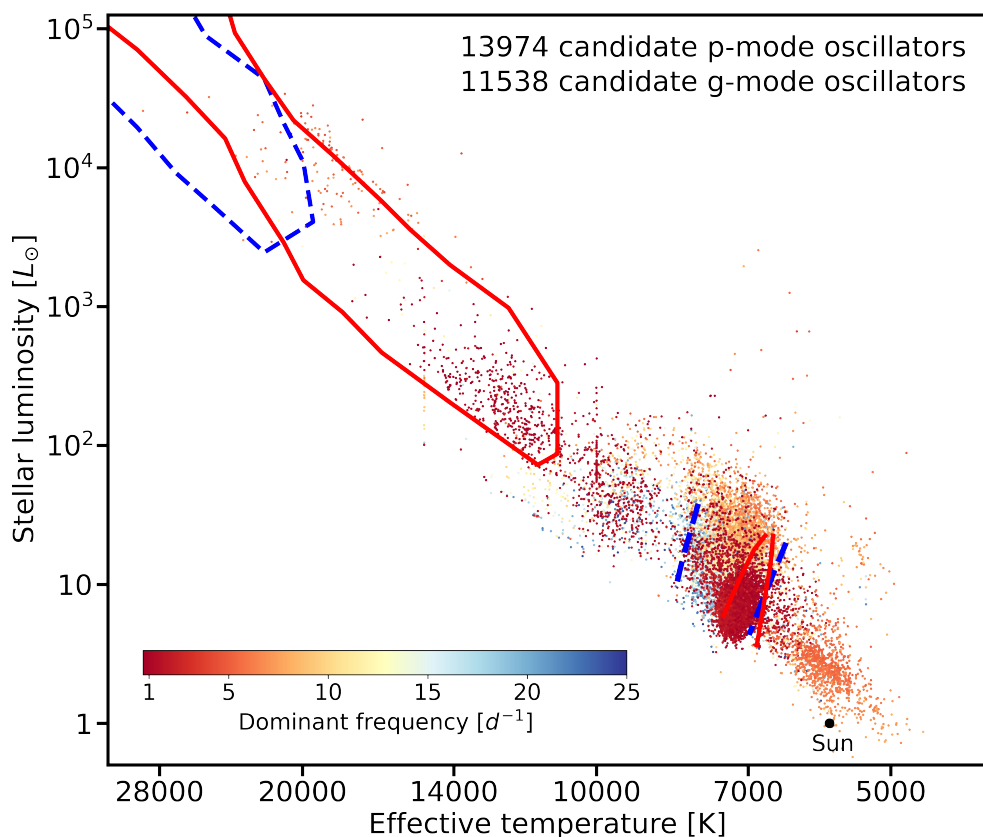


Fig. 10: HRD showing the position of 25512 candidate non-radial oscillators discovered from the Gaia DR3 G-band light curves, colour-coded according to their dominant frequency. The thick lines indicate the borders of four instability strips for solar metallicity computed by [Bursens et al. \(2020\)](#) and [Dupret et al. \(2005c\)](#), enclosing areas where theoretically predicted g modes (full red lines) and p modes (dashed blue lines) are expected for the chosen input physics of the models. Figure produced by Dr. Joris De Ridder from data in [Gaia Collaboration et al. \(2023a\)](#).

from asteroseismology of moderate and fast rotators that such comparisons with one strip per class based on only one choice of input physics is not that meaningful, in view of the large variety of internal rotation rates and mixing levels in the interior of single and binary stars in that part of the HRD (e.g., [Moravveji et al. 2015, 2016](#); [Szwecuk & Daszyńska-Daszkiewicz 2018](#); [Wu & Li 2019](#); [Wu et al. 2020](#); [Mombarg et al. 2020](#); [Pedersen et al. 2021](#); [Pedersen 2022b](#); [Szwecuk et al. 2022](#)). That is why many stars occur outside of the particular strip chosen to illustrate the comparison in Fig. 10. Any good comparison between data and theory should include the diversity of input physics that got revealed by asteroseismology, notably the various choices for the adopted opacity tables, for chemical mixtures and metallicities, for the mixing length parameter of time-dependent convection calculations, and keeping in mind moderate and fast rotation ([Townsend 2005](#); [Dupret et al. 2005c,a,b](#); [Moravveji 2016](#); [Szwecuk & Daszyńska-Daszkiewicz 2017](#), to list just a few papers).

Following Fig. 2, a large fraction of the stars inside and in between the instability strips shown in Fig. 10 must be binaries. Their deduced luminosity and effective temperature may thus be inaccurate if the binarity remains unknown. Gaia’s capability to find binarity from HRDs or CMDs will trigger follow-up spectroscopy, while dedicated high-cadence photometry will allow us to validate the seismic activity. Once the binarity is confirmed (or refuted) it will help delineate the input physics of stellar models for single and binary stars within the four classes of pulsators shown in Fig. 10. This can be achieved by demanding that the overall areas covered by an assembly of instability strips computed for a variety of opacity tables, metallicities, and transport processes delivered by asteroseismology encapsulate all the detected and confirmed single and binary pulsators.

Pushing even more beyond limits, we can now fully integrate the knowledge from Gaia’s 3-band and *Kepler*’s (or in the future TESS’s and PLATO’s) single-band light curves to improve asteroseismic modelling. Some of the future capacities of this synergistic integration is illustrated in Fig. 11, which compares the amplitudes of the dominant dipole prograde mode in the Gaia BP and *Kepler*  $K_p$  bands for 309  $\gamma$  Dor stars. This result is extremely encouraging, because theory predicts the amplitudes to be higher at the BP than at the  $K_p$  wavelength for such a mode in  $\gamma$  Dor pulsators ([Aerts et al. 2004](#)). While Gaia’s time-series photometry may suffer from instrumental frequencies at (sub-)multiples of the satellite frequency near  $4 \text{ d}^{-1}$ , the signal in the BP band is not hampered by background noise for amplitudes above 4 mmag ([Aerts et al. 2023](#)). Predictions for amplitude ratios derived from the theory of non-radial oscillations (see Sect. 6.1 in [Aerts et al. 2010](#)) are in agreement with the results shown in the bottom panel in Fig. 11.

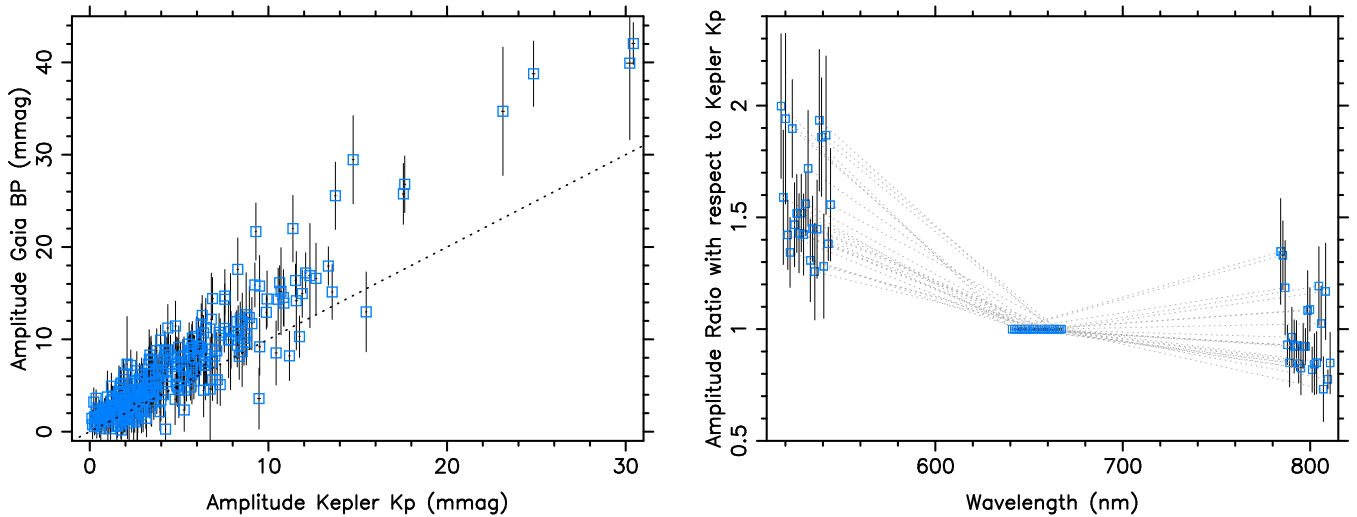


Fig. 11: Left panel: comparison between the amplitudes of the dominant g-mode frequency in the Gaia BP and *Kepler*  $K_p$  bands, whose maxima in the response functions occur at 517 nm and 640 nm, respectively, for the 309  $\gamma$ Dor stars from Li et al. (2020b) with time-series photometry available in the public domain of both surveys. The frequency deduced from the *Kepler* data was imposed on the Gaia DR3 data to produce this plot. Right panel: Gaia BP and RP (response curve peaking at 783 nm) amplitude ratios with respect to the one in  $K_p$ , plotted as a function of wavelength for the 23  $\gamma$ Dor stars in the sample with an identified dominant prograde dipole mode explaining more than 50% of the total variance in both the Gaia BP and RP light curves. The three values for each star are connected by a dotted line to guide the eye. The results for each star have been shifted slightly in wavelength for visibility reasons. The errors for  $K_p$  are smaller than the symbol size.

This illustrates that Gaia also has a role to play in asteroseismic modelling, while it was not at all made for such science case. Indeed, the bottom panel shows the amplitude ratios of the 23  $\gamma$ Dor stars among the sample of 309, for which a harmonic fit with the dominant *Kepler* frequency explains at least 50% of the overall variance in the Gaia BP and RP time series. Measured amplitudes depend on the inclination angle of the star's symmetry axis of the oscillations with respect to the line-of-sight and on the position of the surface nodal lines. However, both dependencies drop out of the theoretical expression of amplitude ratios with respect to a reference wavelength for slow rotators (see Chapter 6, Aerts et al. 2010, for details). Theoretical expressions for the ratios in the approximation of the TAR are also available (Townsend 2003a). This implies that measured amplitude ratios contain integrated astrophysical information about the properties of the stellar atmosphere, notably its aspect-angle dependent effective temperature, gravity, and limb darkening, all of which occur in the theoretical expressions of the ratios. While this was used as a means to try and identify mode degrees from models with fixed input physics prior to space asteroseismology, Gaia now offers the reverse for stars whose mode frequencies and amplitudes are detected in the Gaia BP and RP photometry.

Measured amplitude ratios of stars with already identified modes from mode frequency or period patterns deduced from *Kepler*, TESS (or future PLATO) light curves thus offer modelling potential. This can be achieved from multi-colour (space) photometry by imposing the mode identification. Since the 23  $\gamma$ Dor stars in Fig. 11 have the same solar metallicity and the same mode identification in terms of  $(l, m)$ , the spread in measured amplitude ratios shown in the figure is due to different inclination angles and surface rotation rates, combined with a variety of physical circumstances in their atmosphere. This concerns limb darkening properties, possible latitudinal differential surface rotation, temperature distributions, properties of convection, etc. The treatment of convection has a particularly large impact on the predictions of amplitude ratios and phase differences (Dupret et al. 2005a,b). Thus, exploitation of the amplitude ratios measured with highest precision can in principle allow us to infer which of these atmospheric properties are dominant. This may even help to find optimal stars with a variety of surface properties for calibration purposes of new high-resolution spectrographs capable of detecting time-resolved line-profile variability due to low-amplitude surface velocity fields and/or weak surface spots, including exoplanet hosts (cf. Fig. 1). One can see in Fig. 11 that the uncertainties in the Gaia BP and RP amplitude ratios are currently still too large to exploit this potential, but they should decrease appreciably for the longer light curves to be expected from Gaia Data Releases 4 (2026) and 5. These will occur at the time when the PLATO mission should be operational. PLATO itself offers 2-colour photometry from its two fast cameras and is even more suited to push this research beyond current instrument barriers than *Kepler* or TESS combined with Gaia. In addition, ground-based survey facilities with capacity to deliver multi-colour photometry at mmag level will become operational soon, such as BlackGEM (Groot et al. 2022) and the Vera Rubin Observatory (Di Criscienzo et al. 2023). The basics of the required modelling tools to interpret the amplitude ratios in moderate and fast rotators were already developed long before the era of space asteroseismology (e.g., Daszyńska-Daszkiewicz et al. 2002; Townsend 2003a). Now, about two decades later, we enter a time where they can be repurposed and applied massively from combined Gaia, *Kepler*, TESS, PLATO, BlackGEM, and Rubin multicolour survey photometry for all the pulsators with proper identification of their dominant mode(s). Exploitation of the amplitude ratios in terms of internal and atmosphere physics from modern multi-colour photometry should be within reach for modes with amplitudes of several mmag.

## 8.2. The major need for better theory and modelling tools

Optimal exploitation of the wealth of available and future observations of stellar oscillations requires concerted efforts to develop better theory of non-radial oscillations for rotating single stars and for close binaries, as well as appropriate new modelling tools. In order to treat moderate and fast rotators up to the level of the precision of modern data, we must go beyond the current modelling tools (Vanlaer et al. 2023) and/or use non-linear pulsation theory. Ample detections of amplitude modulation (e.g. Bowman 2016) and non-linear mode coupling (e.g. Huat et al. 2009; Breger et al. 2012; Kurtz et al. 2015; Baade et al. 2016; Van Beeck et al. 2021) are available, while most of current asteroseismic modelling only makes use of measured oscillation frequencies assuming linear modes. Non-linear asteroseismology allows us to exploit mode amplitudes from coupled mode equations instead of relying only on the frequencies of identified modes and assuming that they are linear. Following initial pioneering steps in non-linear space asteroseismology for slowly rotating evolved subdwarfs and white dwarfs by Zong et al. (2016b,a), similar applications to moderate and fast rotators along the main sequence have yet to be tried out. This can be done by extending the principles laid out by Buchler et al. (1997); Goupil et al. (1998); Mourabit & Weinberg (2023) by means of a proper treatment of the rotation. Lee (2012, 2022) and Van Beeck et al. (2023) include the Coriolis force in the sub-inertial regime (cf. Fig. 3), providing enhanced theory to model the numerous gravito-inertial non-linear pulsators with identified three-mode couplings. Asteroseismic modelling based on these non-linear formalisms would allow us to scrutinise transport processes from early phases of evolution onwards. This would constitute a critical step ahead because the effects of angular momentum transport and chemical mixing are cumulative and hence have major implications for the entire life of the star, from birth to death.

Finally, moderate and fast rotators require attention at an even more fundamental level than developing and applying non-linear asteroseismology. Indeed, if we really want to maximise exploitation of the asteroseismic data of such pulsators we must abandon the premise that stars can be approximated as spheres, both at the level of the stellar structure equations and in solving the oscillation equations to compute the modes. Rotating stars are flattened spheroids, requiring at least 2D (for rotating single stars) and optimally 3D (for magnetic spheroids and/or binary systems) treatments, at the level of realistic equilibrium models including the chemical evolution of the star (Deupree 1990, 1995; Rieutord et al. 2016; Mombarg et al. 2023) and of numerical computations of their oscillation modes (Ouazzani et al. 2015; Reese et al. 2021). Major long-term mathematical and computational efforts to achieve this are on the horizon<sup>1</sup> and offer a fantastic opportunity to bridge the fields of asteroseismology, close binary evolution, binary population synthesis, and gravitational wave astrophysics, as highlighted in the fountain in Fig. 1.

---

<sup>1</sup> <http://www.4D-STAR.org>

**Take away messages from asteroseismology of fast rotators in the literature include:**

- Asteroseismology of stars rotating up to 70% of their critical Keplerian rotation rate is a mature field of research, delivering their mass, radius, core mass, and core radius with precisions of a few percent for the best cases.
- About 80% of the detected g-mode oscillations in intermediate-mass dwarfs are prograde dipole gravito-inertial modes. Such modes deliver the near-core rotation rate to better than 5% accuracy. Values range from zero to  $30 \mu\text{Hz}$ .
- For a small fraction of the fastest rotators in the mass range  $[1.3, 1.9] M_{\odot}$ , inertial modes in the convective core couple to gravito-inertial modes in the envelope, offering a direct measurement of the core rotation.
- Single intermediate-mass dwarfs rotate almost rigidly, with their core and envelope rotation rate differing by less than 10%. The asteroseismic results imply rapid transport of angular momentum from the core to the surface during the main sequence.
- About 15% of the fast rotating dwarfs in the mass range  $[1.3, 1.9] M_{\odot}$ , as well as some of the outbursting Be pulsators, reveal global Rossby modes.
- Nonlinear resonant mode coupling is omnipresent in rotating intermediate-mass pulsators and in their subdwarf and white dwarf successors. This offers a golden opportunity to exploit mode amplitudes in addition to frequencies.
- The fastest rotating B and Be pulsators in the mass range  $[3, 9] M_{\odot}$  show outbursts in their photometric light curves, often accompanied by non-linear mode coupling.
- Asteroseismic core-to-envelope rotation ratios have been determined for a handful of high-mass dwarfs, revealing values between one and five.
- The cumulative effect of the measured near-core mixing in dwarfs with a convective core extends the main sequence duration and induces large spreads at the turnoff. This mixing impacts all phases of evolution, notably age-dating, because up to twice as much helium can be produced by the time of the turnoff compared to the case without any near-core mixing.
- Evidence for enhanced internal mixing during the core helium burning phase is uncovered from asteroseismology of white dwarfs and subdwarfs, but has yet to be calibrated with high precision.
- Measured vertical diffusive envelope mixing levels in intermediate- and high-mass dwarfs range from  $10 \text{ cm}^2 \text{ s}^{-1}$  to  $10^6 \text{ cm}^2 \text{ s}^{-1}$ . The near-core and envelope mixing profiles are diverse and change over time.
- Internal magnetic fields are detected in a fraction of pulsators across the entire evolution and mass ranges accessible by asteroseismology, revealing field strengths between  $10^4 \text{ G}$  and about  $10^6 \text{ G}$ .
- Model-independent dynamical masses of detached eclipsing binaries offer tight constraints on asteroseismic modelling, confirming that stellar models require considerable near-core mixing to bring (core) masses from theory and observations into agreement.
- Tidally excited, tidally perturbed, and tidally tilted oscillations occur across a wide range of binaries, including supernova progenitors and members of young open clusters. This makes asteroseismic calibration of tidal dissipation processes and of close binary evolution models possible, including binaries en route to gravitational wave emission.

*Acknowledgements.* The authors thank Gaël Buldgen and Jan Henneco for sharing their unpublished work that led to Figures 5 and 9; they are also grateful to Clio Gielen, Siemen Burssens, Jordan Van Beeck, Jan Henneco, and Joris De Ridder for providing Figures 1 and 3, 6, 7, 9, and 10, respectively. Jordan Van Beeck and Vincent Vanlaer are acknowledged for their comments on a draft version of the text prior to submission. We gratefully acknowledge the positive feedback and detailed comments received from two anonymous referees. We also express our appreciation to those colleagues from the community having done the effort to answer our call for comments by offering feedback and suggestions, which helped us to improve the text. The authors acknowledge funding from the KU Leuven Research Council (grant C16/18/005: PARADISE) and from the BELgian federal Science Policy Office (BELSPO) through PRODEX grant PLATO. CA additionally received financial support from the Research Foundation Flanders (FWO) under grant K802922N (Sabbatical leave) and from the European Research Council (ERC) under the Horizon Europe programme (Synergy Grant agreement N° 101071505: 4D-STAR). Work for this review was partially funded by the European Union. Views and opinions expressed are however those of the author(s) only and do not necessarily reflect those of the European Union or the European Research Council. Neither the European Union nor the granting authority can be held responsible for them. The content of this review was fed by inspiring discussions held at the Munich Institute for Astro-, Particle and BioPhysics (MIAPbP), which is funded by the Deutsche Forschungsgemeinschaft (DFG, German Research Foundation) under Germany's Excellence Strategy – EXC-2094 – 390783311. CA thanks the organisers and local staff for the invitation and for the good organisation. She is also grateful for the kind hospitality offered by the Center for Computational Astrophysics of the Flatiron Institute of the Simons Foundation in New York, by the Max Planck Institute of Astronomy in Heidelberg, and by the Centre d'Étude Atomaire in Saclay during her sabbatical work visits in academic year 2022 – 2023.

## References

- Aerts, C. 2021, *Reviews of Modern Physics*, 93, 015001  
Aerts, C., Augustson, K., Mathis, S., et al. 2021, *A&A*, 656, A121  
Aerts, C., Briquet, M., Degroote, P., Thoul, A., & Van Hoolst, T. 2011, *A&A*, 534, A98  
Aerts, C., Christensen-Dalsgaard, J., & Kurtz, D. W. 2010, *Asteroseismology*, Springer-Verlag Heidelberg  
Aerts, C., Cuypers, J., De Cat, P., et al. 2004, *A&A*, 415, 1079  
Aerts, C. & De Cat, P. 2003, *Space Sci. Rev.*, 105, 453  
Aerts, C., De Cat, P., Kuschnig, R., et al. 2006a, *ApJ*, 642, L165  
Aerts, C., Marchenko, S. V., Matthews, J. M., et al. 2006b, *ApJ*, 642, 470  
Aerts, C. & Mathis, S. 2023, *A&A*, 677, A68  
Aerts, C., Mathis, S., & Rogers, T. M. 2019, *ARA&A*, 57, 35  
Aerts, C., Molenberghs, G., & De Ridder, J. 2023, *A&A*, 672, A183  
Aerts, C., Molenberghs, G., Michielsen, M., et al. 2018, *ApJS*, 237, 15  
Agrawal, P., Hurley, J., Stevenson, S., et al. 2023, *MNRAS*, 525, 933  
Aliçavuş, F. K., Çoban, Ç. G., Çelik, E., et al. 2023, *MNRAS*

- Alvan, L., Mathis, S., & Decressin, T. 2013, *A&A*, 553, A86
- Anders, F., Chiappini, C., Minchev, I., et al. 2017a, *A&A*, 600, A70
- Anders, F., Chiappini, C., Rodrigues, T. S., et al. 2017b, *A&A*, 597, A30
- Anders, F., Chiappini, C., Santiago, B. X., et al. 2014, *A&A*, 564, A115
- Anders, F., Gispert, P., Ratcliffe, B., et al. 2023, *A&A*, 678, A158
- Andresen, H., Müller, E., Janka, H. T., et al. 2019, *MNRAS*, 486, 2238
- Angelou, G. C., Bellinger, E. P., Hekker, S., et al. 2020, *MNRAS*, 493, 4987
- Antoci, V., Cunha, M., Houdek, G., et al. 2014, *ApJ*, 796, 118
- Antoci, V., Cunha, M. S., Bowman, D. M., et al. 2019, *MNRAS*, 490, 4040
- Appourchaux, T., Antia, H. M., Ball, W., et al. 2015, *A&A*, 582, A25
- Appourchaux, T., Samadi, R., & Dupret, M. A. 2009, *A&A*, 506, 1
- Asplund, M., Amarsi, A. M., & Grevesse, N. 2021, *A&A*, 653, A141
- Audenaert, J. & Tkachenko, A. 2022, *A&A*, 666, A76
- Auvergne, M., Bodin, P., Boisnard, L., et al. 2009, *A&A*, 506, 411
- Baade, D., Rivinius, T., Pigulski, A., et al. 2016, *A&A*, 588, A56
- Bailey, J. E., Nagayama, T., Loisel, G. P., et al. 2015, *Nature*, 517, 56
- Ballot, J., Lignières, F., Prat, V., Reese, D. R., & Rieutord, M. 2012, in *Astronomical Society of the Pacific Conference Series*, Vol. 462, *Progress in Solar/Stellar Physics with Helio- and Asteroseismology*, ed. H. Shibahashi, M. Takata, & A. E. Lynas-Gray, 389
- Ballot, J., Lignières, F., & Reese, D. R. 2013, in *Lecture Notes in Physics*, Berlin Springer Verlag, ed. M. Goupil, K. Belkacem, C. Neiner, F. Lignières, & J. J. Green, Vol. 865, 91
- Ballot, J., Lignières, F., Reese, D. R., & Rieutord, M. 2010, *A&A*, 518, A30
- Balona, L. A. 2016, *MNRAS*, 457, 3724
- Balona, L. A. 2018, *MNRAS*, 476, 4840
- Balona, L. A. 2022, *MNRAS*, 516, 3641
- Balona, L. A., Baran, A. S., Daszyńska-Daszkiewicz, J., & De Cat, P. 2015, *MNRAS*, 451, 1445
- Balona, L. A., Handler, G., Chowdhury, S., et al. 2019, *MNRAS*, 485, 3457
- Balona, L. A., Pigulski, A., De Cat, P., et al. 2011, *MNRAS*, 413, 2403
- Baraffe, I., Constantino, T., Clarke, J., et al. 2022, *A&A*, 659, A53
- Basu, S. & Chaplin, W. J. 2017, *Asteroseismic Data Analysis: Foundations and Techniques*, Princeton University Press
- Beck, P. G., Bedding, T. R., Mosser, B., et al. 2011, *Science*, 332, 205
- Beck, P. G., Montalbán, J., Kallinger, T., et al. 2012, *Nature*, 481, 55
- Bedding, T. R., Mosser, B., Huber, D., et al. 2011, *Nature*, 471, 608
- Bedding, T. R., Murphy, S. J., Hey, D. R., et al. 2020, *Nature*, 581, 147
- Bekki, Y., Cameron, R. H., & Gizon, L. 2022, *A&A*, 666, A135
- Belczynski, K., Holz, D. E., Bulik, T., & O'Shaughnessy, R. 2016, *Nature*, 534, 512
- Belczynski, K., Klencki, J., Fields, C. E., et al. 2020, *A&A*, 636, A104
- Bell, K. J., Córscico, A. H., Bischoff-Kim, A., et al. 2019, *A&A*, 632, A42
- Bellinger, E. P. 2019, *MNRAS*, 486, 4612
- Bellinger, E. P. 2020, *MNRAS*, 492, L50
- Bellinger, E. P., Angelou, G. C., Hekker, S., et al. 2016, *ApJ*, 830, 31
- Bellinger, E. P., de Mink, S. E., van Rossem, W. E., & Justham, S. 2024, *ApJ*, submitted, arXiv:2311.00038
- Benbakoura, M., Gaulme, P., McKeever, J., et al. 2021, *A&A*, 648, A113
- Bensby, T., Bergemann, M., Rybizki, J., et al. 2019, *The Messenger*, 175, 35
- Bildsten, L., Ushomirsky, G., & Cutler, C. 1996, *ApJ*, 460, 827
- Birkby, J., Nefs, B., Hodgkin, S., et al. 2012, *MNRAS*, 426, 1507
- Bouabid, M. P., Dupret, M. A., Salmon, S., et al. 2013, *MNRAS*, 429, 2500
- Bouchaud, K., Domiciano de Souza, A., Rieutord, M., Reese, D. R., & Kervella, P. 2020, *A&A*, 633, A78
- Bowman, D. M. 2016, PhD thesis, University of Central Lancashire, Centre for Astrophysics
- Bowman, D. M., Johnston, C., Tkachenko, A., et al. 2019, *ApJ*, 883, L26
- Bowman, D. M., Kurtz, D. W., Breger, M., Murphy, S. J., & Holdsworth, D. L. 2016, *MNRAS*, 460, 1970
- Breger, M., Fossati, L., Balona, L., et al. 2012, *ApJ*, 759, 62
- Briquet, M., Aerts, C., Baglin, A., et al. 2011, *A&A*, 527, A112
- Briquet, M., Morel, T., Thoul, A., et al. 2007, *MNRAS*, 381, 1482
- Briquet, M., Neiner, C., Aerts, C., et al. 2012, *MNRAS*, 427, 483
- Brogaard, K., Arentoft, T., Slumstrup, D., et al. 2022, *A&A*, 668, A82
- Brogaard, K., Grundahl, F., Sandquist, E. L., et al. 2021, *A&A*, 649, A178
- Brogaard, K., Hansen, C. J., Miglio, A., et al. 2018, *MNRAS*, 476, 3729
- Brogaard, K., Jessen-Hansen, J., Handberg, R., et al. 2016, *Astronomische Nachrichten*, 337, 793
- Brogaard, K., VandenBerg, D. A., Bruntt, H., et al. 2012, *A&A*, 543, A106
- Buchler, J. R. & Goupil, M. J. 1984, *ApJ*, 279, 394
- Buchler, J. R., Goupil, M. J., & Hansen, C. J. 1997, *A&A*, 321, 159
- Buchler, J. R., Serre, T., & Kollath, Z. 1995, *Phys. Rev. Lett.*, 73
- Bugnet, L. 2022, *A&A*, 667, A68
- Bugnet, L., Prat, V., Mathis, S., et al. 2021, *A&A*, 650, A53
- Buldgen, G., Eggenberger, P., Noels, A., et al. 2023a, *A&A*, 669, L9
- Buldgen, G., Noels, A., Baturin, V. A., et al. 2023b, *A&A*, in press, arXiv:2308.13368
- Burkart, J., Quataert, E., Arras, P., & Weinberg, N. N. 2012, *MNRAS*, 421, 983
- Burrows, A., Radice, D., & Vartanyan, D. 2019, *MNRAS*, 485, 3153
- Burssens, S., Bowman, D. M., Aerts, C., et al. 2019, *MNRAS*, 489, 1304
- Burssens, S., Bowman, D. M., Michielsen, M., et al. 2023, *Nature Astronomy*, 7, 913
- Burssens, S., Simón-Díaz, S., Bowman, D. M., et al. 2020, *A&A*, 639, A81
- Buyschaert, B., Aerts, C., Bowman, D. M., et al. 2018, *A&A*, 616, A148
- Cantiello, M., Fuller, J., & Bildsten, L. 2016, *ApJ*, 824, 14
- Chaplin, W. J., Basu, S., Huber, D., et al. 2014, *ApJS*, 210, 1
- Chaplin, W. J. & Miglio, A. 2013, *ARA&A*, 51, 353
- Charbonnel, C. & Talon, S. 2005, *Science*, 309, 2189
- Charpinet, S., Brassard, P., Fontaine, G., et al. 2019a, *A&A*, 632, A90
- Charpinet, S., Brassard, P., Giammichele, N., & Fontaine, G. 2019b, *A&A*, 628, L2
- Charpinet, S., Van Grootel, V., Fontaine, G., et al. 2011, *A&A*, 530, A3
- Chen, X. & Li, Y. 2017, *ApJ*, 838, 31
- Chen, X., Li, Y., Lin, G., Chen, Y., & Guo, J. 2017, *ApJ*, 834, 146



- Cheng, A. Q., Zevin, M., & Vitale, S. 2023, *ApJ*, 955, 127
- Cheng, S. J., Fuller, J., Guo, Z., Lehman, H., & Hambleton, K. 2020, *ApJ*, 903, 122
- Chiappini, C., Anders, F., Rodrigues, T. S., et al. 2015, *A&A*, 576, L12
- Chontos, A., Huber, D., Berger, T. A., et al. 2021, *ApJ*, 922, 229
- Christensen-Dalsgaard, J. 2002, *Reviews of Modern Physics*, 74, 1073
- Christensen-Dalsgaard, J. 2021, *Living Reviews in Solar Physics*, 18, 2
- Christensen-Dalsgaard, J., Dappen, W., Ajukov, S. V., et al. 1996, *Science*, 272, 1286
- Christensen-Dalsgaard, J. & Thompson, M. J. 2007, in *The Solar Tachocline*, ed. D. W. Hughes, R. Rosner, & N. O. Weiss, 53
- Christophe, S., Ballot, J., Ouazzani, R. M., Antoci, V., & Salmon, S. J. A. J. 2018, *A&A*, 618, A47
- Claret, A. & Torres, G. 2016, *A&A*, 592, A15
- Claret, A. & Torres, G. 2017, *ApJ*, 849, 18
- Claret, A. & Torres, G. 2018, *ApJ*, 859, 100
- Claret, A. & Torres, G. 2019, *ApJ*, 876, 134
- Claytor, Z. R., van Saders, J. L., Santos, A. R. G., et al. 2020, *ApJ*, 888, 43
- Córsico, A. H., Althaus, L. G., Miller Bertolami, M. M., & Kepler, S. O. 2019, *A&A Rev.*, 27, 7
- Córsico, A. H., Uzundag, M., Kepler, S. O., et al. 2022, *A&A*, 668, A161
- Cruz, P., Diaz, M., Birkby, J., et al. 2018, *MNRAS*, 476, 5253
- Cunha, M. S., Aerts, C., Christensen-Dalsgaard, J., et al. 2007, *A&A Rev.*, 14, 217
- Cunha, M. S., Antoci, V., Holdsworth, D. L., et al. 2019, *MNRAS*, 487, 3523
- Daszyńska-Daszkiewicz, J., Dziembowski, W. A., Pamyatnykh, A. A., & Goupil, M. J. 2002, *A&A*, 392, 151
- Daszyńska-Daszkiewicz, J., Pamyatnykh, A. A., Walczak, P., et al. 2017, *MNRAS*, 466, 2284
- Daszyńska-Daszkiewicz, J., Walczak, P., Szewczuk, W., & Niewiadomski, W. 2023, *MNRAS*, 526, 1951
- Davies, G. R., Lund, M. N., Miglio, A., et al. 2017, *A&A*, 598, L4
- Davies, G. R., Silva Aguirre, V., Bedding, T. R., et al. 2016, *MNRAS*, 456, 2183
- De Cat, P. & Aerts, C. 2002, *A&A*, 393, 965
- de Mink, S. E. & Belczynski, K. 2015, *ApJ*, 814, 58
- de Mink, S. E., Cantiello, M., Langer, N., et al. 2009, *A&A*, 497, 243
- de Mink, S. E. & Mandel, I. 2016, *MNRAS*, 460, 3545
- De Ridder, J., Barban, C., Baudin, F., et al. 2009, *Nature*, 459, 398
- Deal, M., Alecian, G., Lebreton, Y., et al. 2018, *A&A*, 618, A10
- Deal, M., Goupil, M. J., Marques, J. P., Reese, D. R., & Lebreton, Y. 2020, *A&A*, 633, A23
- Degroote, P., Aerts, C., Baglin, A., et al. 2010, *Nature*, 464, 259
- Deheuvels, S., Ballot, J., Beck, P. G., et al. 2015, *A&A*, 580, A96
- Deheuvels, S., Bruntt, H., Michel, E., et al. 2010, *A&A*, 515, A87
- Deheuvels, S., García, R. A., Chaplin, W. J., et al. 2012, *ApJ*, 756, 19
- Deheuvels, S., Li, G., Ballot, J., & Lignières, F. 2023, *A&A*, 670, L16
- Deupree, R. G. 1990, *ApJ*, 357, 175
- Deupree, R. G. 1995, *ApJ*, 439, 357
- Dhouib, H., Mathis, S., Bugnet, L., Van Reeth, T., & Aerts, C. 2022, *A&A*, 661, A133
- Di Criscienzo, M., Leccia, S., Braga, V., et al. 2023, *ApJS*, 265, 41
- Domiciano de Souza, A., Kervella, P., Jankov, S., et al. 2005, *A&A*, 442, 567
- Domiciano de Souza, A., Kervella, P., Moser Faes, D., et al. 2014a, *A&A*, 569, A10
- Domiciano de Souza, A., Kervella, P., Moser Faes, D., et al. 2014b, *A&A*, 569, A10
- Duguid, C. D., Bushby, P. J., & Wood, T. S. 2023, *MNRAS*, 520, 527
- Dupret, M. A., Belkacem, K., Samadi, R., et al. 2009, *A&A*, 506, 57
- Dupret, M. A., Grigahcène, A., Garrido, R., et al. 2005a, *MNRAS*, 361, 476
- Dupret, M. A., Grigahcène, A., Garrido, R., et al. 2005b, *MNRAS*, 360, 1143
- Dupret, M. A., Grigahcène, A., Garrido, R., Gabriel, M., & Scuflaire, R. 2005c, *A&A*, 435, 927
- Dupret, M. A., Thoul, A., Scuflaire, R., et al. 2004, *A&A*, 415, 251
- Dziembowski, W. 1982, *Acta Astron.*, 32, 147
- Dziembowski, W. A. & Goode, P. R. 1992, *ApJ*, 394, 670
- Dziembowski, W. A. & Goode, P. R. 1996, *ApJ*, 458, 338
- Dziembowski, W. A. & Pamyatnykh, A. A. 2008, *MNRAS*, 385, 2061
- Eggenberger, P., Buldgen, G., Salmon, S. J. A. J., et al. 2022a, *Nature Astronomy*, 6, 788
- Eggenberger, P., den Hartogh, J. W., Buldgen, G., et al. 2019, *A&A*, 631, L6
- Eggenberger, P., Lagarde, N., Miglio, A., et al. 2017, *A&A*, 599, A18
- Eggenberger, P., Moyano, F. D., & den Hartogh, J. W. 2022b, *A&A*, 664, L16
- Espinosa Lara, F. & Rieutord, M. 2013, *A&A*, 552, A35
- Eyer, L., Audard, M., Holl, B., et al. 2023, *A&A*, 674, A13
- Famir, M., Pinçon, C., Dupret, M. A., Noels, A., & Scuflaire, R. 2021, *A&A*, 653, A126
- Farr, W. M., Stevenson, S., Miller, M. C., et al. 2017, *Nature*, 548, 426
- Felce, C. & Fuller, J. 2023, *MNRAS*, in press [[arXiv:2309.08506](https://arxiv.org/abs/2309.08506)]
- Fritzewski, D. J., Aerts, C., Mombarg, J. S. G., Gossage, S., & Van Reeth, T. 2024, *A&A*, in press, [arXiv:2402.05168](https://arxiv.org/abs/2402.05168)
- Fritzewski, D. J., Van Reeth, T., Aerts, C., et al. 2023, *A&A*, in press, [arXiv:2310.18426](https://arxiv.org/abs/2310.18426)
- Frost, E. B. 1902, *ApJ*, 15, 340
- Fuller, J. 2017, *MNRAS*, 472, 1538
- Fuller, J. 2021, *MNRAS*, 501, 483
- Fuller, J., Cantiello, M., Stello, D., García, R. A., & Bildsten, L. 2015, *Science*, 350, 423
- Fuller, J., Hambleton, K., Shporer, A., Isaacson, H., & Thompson, S. 2017, *MNRAS*, 472, L25
- Fuller, J., Kurtz, D. W., Handler, G., & Rappaport, S. 2020, *MNRAS*, 498, 5730
- Fuller, J. & Lai, D. 2012, *MNRAS*, 420, 3126
- Fuller, J., Lecoaet, D., Cantiello, M., & Brown, B. 2014, *ApJ*, 796, 17
- Fuller, J., Piro, A. L., & Jermyn, A. S. 2019, *MNRAS*, 485, 3661
- Gaia Collaboration, Brown, A. G. A., Vallenari, A., et al. 2018, *A&A*, 616, A1
- Gaia Collaboration, De Ridder, J., Ripepi, V., et al. 2023a, *A&A*, 674, A36
- Gaia Collaboration, Prusti, T., de Bruijne, J. H. J., Brown, A. G. A., & Vallenari, A. 2016, *A&A*, 595, A1
- Gaia Collaboration, Vallenari, A., Brown, A. G. A., Prusti, T., & de Bruijne, J. H. J. 2023b, *A&A*, 674, A1
- García, R. A. & Ballot, J. 2019, *Living Reviews in Solar Physics*, 16, 4
- García, S., Van Reeth, T., De Ridder, J., & Aerts, C. 2022a, *A&A*, 668, A137
- García, S., Van Reeth, T., De Ridder, J., et al. 2022b, *A&A*, 662, A82
- García Hernández, A., Martín-Ruiz, S., Monteiro, M. J. P. F. G., et al. 2015, *ApJ*, 811, L29

- García Hernández, A., Suárez, J. C., Moya, A., et al. 2017, *MNRAS*, 471, L140
- Garland, R., Dufton, P. L., Evans, C. J., et al. 2017, *A&A*, 603, A91
- Garrido, H. E., Cruz, P., Diaz, M. P., & Aguilar, J. F. 2019, *MNRAS*, 482, 5379
- Gaulme, P. & Guzik, J. A. 2019, *A&A*, 630, A106
- Gaulme, P., McKeever, J., Jackiewicz, J., et al. 2016, *ApJ*, 832, 121
- Gaulme, P., McKeever, J., Rawls, M. L., et al. 2013, *ApJ*, 767, 82
- Ge, J., Zhang, H., Zang, W., et al. 2022, arXiv e-prints, arXiv:2206.06693
- Gehan, C., Mosser, B., Michel, E., Samadi, R., & Kallinger, T. 2018, *A&A*, 616, A24
- Gent, M. R., Bergemann, M., Serenelli, A., et al. 2022, *A&A*, 658, A147
- Giammichele, N., Charpinet, S., & Brassard, P. 2022, *Frontiers in Astronomy and Space Sciences*, 9, 879045
- Giammichele, N., Charpinet, S., Fontaine, G., et al. 2018, *Nature*, 554, 73
- Gizon, L., Cameron, R. H., Bekki, Y., et al. 2021, *A&A*, 652, L6
- Gomes, P. & Lopes, I. 2020, *MNRAS*, 496, 620
- Gough, D. O. & Thompson, M. J. 1990, *MNRAS*, 242, 25
- Goupil, M. J., Dziembowski, W. A., & Fontaine, G. 1998, *Baltic Astronomy*, 7, 21
- Goupil, M. J., Dziembowski, W. A., Pamyatnykh, A. A., & Talon, S. 2000, in *Astronomical Society of the Pacific Conference Series*, Vol. 210, Delta Scuti and Related Stars, ed. M. Breger & M. Montgomery, 267
- Grevesse, N. & Noels, A. 1993, in *Origin and Evolution of the Elements*, ed. N. Prantzos, E. Vangioni-Flam, & M. Casse, 15–25
- Grigahcène, A., Antoci, V., Balona, L., et al. 2010, *ApJ*, 713, L192
- Groot, P. J., Bloemen, S., Vreeswijk, P. M., et al. 2022, in *Society of Photo-Optical Instrumentation Engineers (SPIE) Conference Series*, Vol. 12182, Ground-based and Airborne Telescopes IX, ed. H. K. Marshall, J. Spyromilio, & T. Usuda, 121821V
- Gruberbauer, M., Guenther, D. B., & Kallinger, T. 2012, *ApJ*, 749, 109
- Gruberbauer, M., Guenther, D. B., MacLeod, K., & Kallinger, T. 2013, *MNRAS*, 435, 242
- Grunblatt, S. K., Zinn, J. C., Price-Whelan, A. M., et al. 2021, *ApJ*, 916, 88
- Guinan, E. F., Ribas, I., Fitzpatrick, E. L., et al. 2000, *ApJ*, 544, 409
- Guo, Z. 2020, *ApJ*, 896, 161
- Guo, Z. 2021, *Frontiers in Astronomy and Space Sciences*, 8, 67
- Guo, Z., Fuller, J., Shporer, A., et al. 2019, *ApJ*, 885, 46
- Guo, Z., Gies, D. R., & Fuller, J. 2017, *ApJ*, 834, 59
- Guo, Z., Ogilvie, G. I., Li, G., Townsend, R. H. D., & Sun, M. 2022, *MNRAS*, 517, 437
- Hambleton, K., Fuller, J., Thompson, S., et al. 2018, *MNRAS*, 473, 5165
- Hambleton, K., Kurtz, D. W., Prša, A., et al. 2016, *MNRAS*, 463, 1199
- Hambleton, K. M., Kurtz, D. W., Prša, A., et al. 2013, *MNRAS*, 434, 925
- Hammer, N. J., Janka, H. T., & Müller, E. 2010, *ApJ*, 714, 1371
- Han, Z., Podsiadlowski, P., Maxted, P. F. L., & Marsh, T. R. 2003, *MNRAS*, 341, 669
- Handler, G., Balona, L. A., Shobbrook, R. R., et al. 2002, *MNRAS*, 333, 262
- Handler, G., Kurtz, D. W., Rappaport, S. A., et al. 2020, *Nature Astronomy*, 4, 684
- Handler, G., Matthews, J. M., Eaton, J. A., et al. 2009, *ApJ*, 698, L56
- Handler, G., Pigulski, A., Daszyńska-Daszkiewicz, J., et al. 2019, *ApJ*, 873, L4
- Heber, U. 2009, *ARA&A*, 47, 211
- Hekker, S. & Christensen-Dalsgaard, J. 2017, *A&A Rev.*, 25, 1
- Hekker, S., Elsworth, Y., Basu, S., et al. 2013, *MNRAS*, 434, 1668
- Hekker, S., Elsworth, Y., De Ridder, J., et al. 2011, *A&A*, 525, A131
- Hekker, S., Elsworth, Y., Mosser, B., et al. 2012, *A&A*, 544, A90
- Hekker, S. & Johnson, J. A. 2019, *MNRAS*, 487, 4343
- Hekker, S., Kallinger, T., Baudin, F., et al. 2009, *A&A*, 506, 465
- Hendriks, L. & Aerts, C. 2019, *PASP*, 131, 108001
- Henriksen, A. I., Antoci, V., Saio, H., et al. 2023a, *MNRAS*, 520, 216
- Henriksen, A. I., Antoci, V., Saio, H., et al. 2023b, *MNRAS*, 524, 4196
- Hermes, J. J., Gänsicke, B. T., Kawaler, S. D., et al. 2017, *ApJS*, 232, 23
- Higl, J. & Weiss, A. 2017, *A&A*, 608, A62
- Hon, M., Bellinger, E. P., Hekker, S., Stello, D., & Kuszelewicz, J. S. 2020, *MNRAS*, 499, 2445
- Hon, M., Kuszelewicz, J. S., Huber, D., Stello, D., & Reyes, C. 2022, *AJ*, 164, 135
- Houdek, G., Lund, M. N., Trampedach, R., et al. 2019, *MNRAS*, 487, 595
- Hough, S. S. 1898, *Philosophical Transactions of the Royal Society of London Series A*, 191, 139
- Howell, S. B., Sobeck, C., Haas, M., et al. 2014, *PASP*, 126, 398
- Hu, H., Dupret, M. A., Aerts, C., et al. 2008, *A&A*, 490, 243
- Huat, A. L., Hubert, A. M., Baudin, F., et al. 2009, *A&A*, 506, 95
- Huber, D., Bedding, T. R., Stello, D., et al. 2011, *ApJ*, 743, 143
- Huber, D., Chaplin, W. J., Chontos, A., et al. 2019, *AJ*, 157, 245
- Huber, D., Chaplin, W. J., Christensen-Dalsgaard, J., et al. 2013, *ApJ*, 767, 127
- Huber, D., Ireland, M. J., Bedding, T. R., et al. 2012, *ApJ*, 760, 32
- Huber, D., White, T. R., Metcalfe, T. S., et al. 2022, *AJ*, 163, 79
- Huber, D., Zinn, J., Bojsen-Hansen, M., et al. 2017, *ApJ*, 844, 102
- Jayaraman, R., Handler, G., Rappaport, S. A., et al. 2022, *ApJ*, 928, L14
- Jayasinghe, T., Kochanek, C. S., Strader, J., et al. 2021, *MNRAS*, 506, 4083
- Jennings, Z., Southworth, J., Pavlovski, K., & Van Reeth, T. 2023, *A&A*, in press, arXiv:2311.02064
- Jerzykiewicz, M., Pigulski, A., Handler, G., et al. 2020, *MNRAS*, 496, 2391
- Jiang, L., Chen, W.-C., Tauris, T. M., Müller, B., & Li, X.-D. 2023, *ApJ*, 945, 90
- Jin, S., Trager, S. C., Dalton, G. B., et al. 2023, *MNRAS*[arXiv:2212.03981]
- Johnston, C. 2021, *A&A*, 655, A29
- Johnston, C., Tkachenko, A., Van Reeth, T., et al. 2023, *A&A*, 670, A167
- Kahraman Aliçavuş, F., Handler, G., Aliçavuş, F., et al. 2022, *MNRAS*, 510, 1413
- Kallinger, T., Beck, P. G., Stello, D., & Garcia, R. A. 2018, *A&A*, 616, A104
- Kálmán, S., Bókon, A., Derekas, A., et al. 2022, *A&A*, 660, L2
- Kálmán, S., Derekas, A., Csizmadia, S., et al. 2023, *A&A*, 673, L14
- Karakas, A. I. & Lattanzio, J. C. 2014, *PASA*, 31, e030
- Karami, K. 2008, *Chinese J. Astron. Astrophys.*, 8, 285
- Keen, M. A., Bedding, T. R., Murphy, S. J., et al. 2015, *MNRAS*, 454, 1792
- Kippenhahn, R., Weigert, A., & Weiss, A. 2013, *Stellar Structure and Evolution*, Springer-Verlag Heidelberg
- Kjeldsen, H. & Bedding, T. R. 1995, *A&A*, 293, 87

- Kjurkchieva, D., Vasileva, D., & Dimitrov, D. 2016, *AJ*, 152, 189
- Kobayashi, C., Karakas, A. I., & Lugaro, M. 2020, *ApJ*, 900, 179
- Koch, D. G., Borucki, W. J., Basri, G., et al. 2010, *ApJ*, 713, L79
- Kołaczek-Szymański, P. A., Pigulski, A., Michalska, G., Moździerski, D., & Różański, T. 2021, *A&A*, 647, A12
- Kołaczek-Szymański, P. A. & Różański, T. 2023, *A&A*, 671, A22
- Kollmeier, J. A., Zasowski, G., Rix, H.-W., et al. 2017, arXiv e-prints, arXiv:1711.03234
- Kudritzki, R.-P. & Puls, J. 2000, *ARA&A*, 38, 613
- Kurtz, D. W. 2022, *ARA&A*, 60, 31
- Kurtz, D. W., Handler, G., Rappaport, S. A., et al. 2020, *MNRAS*, 494, 5118
- Kurtz, D. W., Saio, H., Takata, M., et al. 2014, *MNRAS*, 444, 102
- Kurtz, D. W., Shibahashi, H., Murphy, S. J., Bedding, T. R., & Bowman, D. M. 2015, *MNRAS*, 450, 3015
- Lacy, C. H. S., Torres, G., & Claret, A. 2008, *AJ*, 135, 1757
- Lampens, P. 2021, *Galaxies*, 9, 28
- Landry, P. & Read, J. S. 2021, *ApJ*, 921, L25
- Laplace, E., Göteborg, Y., de Mink, S. E., Justham, S., & Farmer, R. 2020, *A&A*, 637, A6
- Le Dizès, C., Rieutord, M., & Charpinet, S. 2021, *A&A*, 653, A26
- Lebreton, Y. & Goupil, M. J. 2014, *A&A*, 569, A21
- Lecoanet, D., Bowman, D. M., & Van Reeth, T. 2022, *MNRAS*, 512, L16
- Ledoux, P. 1951, *ApJ*, 114, 373
- Lee, J. W. 2021a, *PASJ*, 73, 809
- Lee, U. 2012, *MNRAS*, 420, 2387
- Lee, U. 2021b, *MNRAS*, 505, 1495
- Lee, U. 2022, *MNRAS*, 513, 2522
- Lee, U. & Baraffe, I. 1995, *A&A*, 301, 419
- Lee, U. & Saio, H. 1987, *MNRAS*, 224, 513
- Lee, U. & Saio, H. 1997, *ApJ*, 491, 839
- Lee, U. & Saio, H. 2020, *MNRAS*, 497, 4117
- Lentz, E. J., Bruenn, S. W., Hix, W. R., et al. 2015, *ApJ*, 807, L31
- Lenz, P., Pamyatnykh, A. A., Breger, M., & Antoci, V. 2008, *A&A*, 478, 855
- Li, G., Bedding, T. R., Murphy, S. J., et al. 2019, *MNRAS*, 482, 1757
- Li, G., Deheuvels, S., Ballot, J., & Lignières, F. 2022a, *Nature*, 610, 43
- Li, G., Deheuvels, S., Li, T., Ballot, J., & Lignières, F. 2023a, *A&A*, in press, arXiv:2309.13756
- Li, G., Guo, Z., Fuller, J., et al. 2020a, *MNRAS*, 497, 4363
- Li, G., Van Reeth, T., Bedding, T. R., et al. 2020b, *MNRAS*, 491, 3586
- Li, T., Davies, G. R., Lyttle, A. J., et al. 2022b, *MNRAS*, 511, 5597
- Li, T., Davies, G. R., Nielsen, M., Cunha, M. S., & Lyttle, A. J. 2023b, *MNRAS*, 523, 80
- Li, Y., Bedding, T. R., Murphy, S. J., et al. 2022c, *Nature Astronomy*, 6, 673
- Loi, S. T. 2020a, *MNRAS*, 496, 3829
- Loi, S. T. 2020b, *MNRAS*, 493, 5726
- Loi, S. T. 2021, *MNRAS*, 504, 3711
- Loi, S. T. & Papaloizou, J. C. B. 2017, *MNRAS*, 467, 3212
- Loi, S. T. & Papaloizou, J. C. B. 2018, *MNRAS*, 477, 5338
- Loi, S. T. & Papaloizou, J. C. B. 2020, *MNRAS*, 491, 708
- Löptien, B., Gizon, L., Birch, A. C., et al. 2018, *Nature Astronomy*, 2, 568
- Lundkvist, M. S., Kjeldsen, H., Bedding, T. R., McCaughrean, M. J., & many others. 2024, *ApJ*, in press
- Lynas-Gray, A. E. 2021, *Frontiers in Astronomy and Space Sciences*, 8, 19
- Ma, X.-Y., Zong, W., Fu, J.-N., et al. 2022, *ApJ*, 933, 211
- Maceroni, C., Montalbán, J., Michel, E., et al. 2009, *A&A*, 508, 1375
- Mackereth, J. T., Miglio, A., Elsworth, Y., et al. 2021, *MNRAS*, 502, 1947
- Maeder, A. 2009, *Physics, Formation and Evolution of Rotating Stars*, Springer Verlag, Heidelberg
- Magg, E., Bergemann, M., Serenelli, A., et al. 2022, *A&A*, 661, A140
- Manzoori, D. 2020, *MNRAS*, 498, 1871
- Marchant, P. & Bodensteiner, J. 2024, *ARA&A*, submitted, arXiv:2311.01865
- Marchant, P., Breivik, K., Berry, C. P. L., Mandel, I., & Larson, S. L. 2020, *Phys. Rev. D*, 101, 024039
- Marchant, P., Langer, N., Podsiadlowski, P., Tauris, T. M., & Moriya, T. J. 2016, *A&A*, 588, A50
- Marchant, P., Pappas, K. M. W., Gallegos-Garcia, M., et al. 2021, *A&A*, 650, A107
- Martens, L. & Smeyers, P. 1986, *A&A*, 155, 211
- Martinet, S., Meynet, G., Ekström, S., et al. 2021, *A&A*, 648, A126
- Mathis, S. 2009, *A&A*, 506, 811
- Mathis, S. & Bugnet, L. 2023, *A&A*, 676, L9
- Mathis, S. & de Brye, N. 2011, *A&A*, 526, A65
- Mathis, S., Decressin, T., Eggenberger, P., & Charbonnel, C. 2013, *A&A*, 558, A11
- Matilsky, L. I., Hindman, B. W., Featherstone, N. A., Blume, C. C., & Toomre, J. 2022, *ApJ*, 940, L50
- Mazumdar, A., Briquet, M., Desmet, M., & Aerts, C. 2006, *A&A*, 459, 589
- Meng, Y. & Zhang, Q. S. 2014, *ApJ*, 787, 127
- Mezzacappa, A., Marronetti, P., Landfield, R. E., et al. 2023, *Phys. Rev. D*, 107, 043008
- Miglio, A., Brogaard, K., Stello, D., et al. 2012, *MNRAS*, 419, 2077
- Miglio, A., Chaplin, W. J., Brogaard, K., et al. 2016, *MNRAS*, 461, 760
- Miglio, A., Chiappini, C., Morel, T., et al. 2013, *MNRAS*, 429, 423
- Miglio, A., Girardi, L., Grundahl, F., et al. 2021, *Experimental Astronomy*, 51, 963
- Miglio, A., Montalbán, J., Baudin, F., et al. 2009, *A&A*, 503, L21
- Miglio, A., Montalbán, J., Noels, A., & Eggenberger, P. 2008, *MNRAS*, 386, 1487
- Mkrtichian, D., Gursriwath, K., Lehmann, H., et al. 2022, *Galaxies*, 10, 97
- Mkrtichian, D. E., Kusakin, A. V., Rodriguez, E., et al. 2004, *A&A*, 419, 1015
- Mombarg, J. S. G., Dotter, A., Rieutord, M., et al. 2022, *ApJ*, 925, 154
- Mombarg, J. S. G., Dotter, A., Van Reeth, T., et al. 2020, *ApJ*, 895, 51
- Mombarg, J. S. G., Rieutord, M., & Espinosa Lara, F. 2023, *A&A*, 677, L5
- Mombarg, J. S. G., Van Reeth, T., & Aerts, C. 2021, *A&A*, 650, A58
- Mombarg, J. S. G., Van Reeth, T., Pedersen, M. G., et al. 2019, *MNRAS*, 485, 3248
- Monnier, J. D., Che, X., Zhao, M., et al. 2012, *ApJ*, 761, L3
- Monnier, J. D., Townsend, R. H. D., Che, X., et al. 2010, *ApJ*, 725, 1192

- Monnier, J. D., Zhao, M., Pedretti, E., et al. 2007, *Science*, 317, 342
- Montalbán, J., Mackereth, J. T., Miglio, A., et al. 2021, *Nature Astronomy*, 5, 640
- Morales, J. C., Ribas, I., Giménez, A., & Baroch, D. 2022, *Galaxies*, 10, 98
- Moravveji, E. 2016, *MNRAS*, 455, L67
- Moravveji, E., Aerts, C., Pápics, P. I., Triana, S. A., & Vandoren, B. 2015, *A&A*, 580, A27
- Moravveji, E., Townsend, R. H. D., Aerts, C., & Mathis, S. 2016, *ApJ*, 823, 130
- Mosser, B., Belkacem, K., Pinçon, C., et al. 2017, *A&A*, 598, A62
- Mosser, B., Goupil, M. J., Belkacem, K., et al. 2012, *A&A*, 548, A10
- Mosumgaard, J. R., Jørgensen, A. C. S., Weiss, A., Silva Aguirre, V., & Christensen-Dalsgaard, J. 2020, *MNRAS*, 491, 1160
- Mourabit, M. & Weinberg, N. N. 2023, *ApJ*, 950, 6
- Mourard, D., Berio, P., Pannetier, C., et al. 2022, in *Society of Photo-Optical Instrumentation Engineers (SPIE) Conference Series*, Vol. 12183, *Optical and Infrared Interferometry and Imaging VIII*, ed. A. Mérand, S. Sallum, & J. Sanchez-Bermudez, 1218308
- Moyano, F. D., Eggenberger, P., Salmon, S. J. A. J., Mombarg, J. S. G., & Ekström, S. 2023, *A&A*, 677, A6
- Müller, B., Melson, T., Heger, A., & Janka, H.-T. 2017, *MNRAS*, 472, 491
- Murphy, S. J., Bedding, T. R., Gautam, A., & Joyce, M. 2023, *MNRAS*, 526, 3779
- Murphy, S. J., Hey, D., Van Reeth, T., & Bedding, T. R. 2019, *MNRAS*, 485, 2380
- Murphy, S. J., Paunzen, E., Bedding, T. R., Walczak, P., & Huber, D. 2020, *MNRAS*, 495, 1888
- Neiner, C., Floquet, M., Samadi, R., et al. 2012a, *A&A*, 546, A47
- Neiner, C., Gutiérrez-Soto, J., Floquet, M., et al. 2009, *Communications in Asteroseismology*, 158, 319
- Neiner, C., Lee, U., Mathis, S., et al. 2020, *A&A*, 644, A9
- Neiner, C., Mathis, S., Saio, H., et al. 2012b, *A&A*, 539, A90
- Ness, M., Hogg, D. W., Rix, H. W., et al. 2016, *ApJ*, 823, 114
- Ness, M. K., Johnston, K. V., Blancato, K., et al. 2019, *ApJ*, 883, 177
- Ness, M. K., Wheeler, A. J., McKinnon, K., et al. 2022, *ApJ*, 926, 144
- Noll, A. & Deheuvels, S. 2023, *A&A*, 676, A70
- Noll, A., Deheuvels, S., & Ballot, J. 2021, *A&A*, 647, A187
- O'Connor, E. P. & Couch, S. M. 2018, *ApJ*, 865, 81
- Ogilvie, G. I. 2014, *ARA&A*, 52, 171
- O'Leary, R. M. & Burkart, J. 2014, *MNRAS*, 440, 3036
- Ong, J. M. J., Basu, S., Lund, M. N., et al. 2021, *ApJ*, 922, 18
- Ott, C. D., Roberts, L. F., da Silva Schneider, A., et al. 2018, *ApJ*, 855, L3
- Ou, J.-W., Yu, C., Jiang, C., Yang, M., & Niu, H. 2021a, *MNRAS*, 508, 3967
- Ou, J.-W., Yu, C., Yang, M., et al. 2021b, *ApJ*, 922, 37
- Ouazzani, R. M., Dupret, M. A., & Reese, D. R. 2012, *A&A*, 547, A75
- Ouazzani, R. M., Lignières, F., Dupret, M. A., et al. 2020, *A&A*, 640, A49
- Ouazzani, R. M., Marques, J. P., Goupil, M. J., et al. 2019, *A&A*, 626, A121
- Ouazzani, R. M., Roxburgh, I. W., & Dupret, M. A. 2015, *A&A*, 579, A116
- Ouazzani, R.-M., Salmon, S. J. A. J., Antoci, V., et al. 2017, *MNRAS*, 465, 2294
- Pablo, H., Richardson, N. D., Fuller, J., et al. 2017, *MNRAS*, 467, 2494
- Pamyatnykh, A. A., Handler, G., & Dziembowski, W. A. 2004, *MNRAS*, 350, 1022
- Pápics, P. I., Moravveji, E., Aerts, C., et al. 2014, *A&A*, 570, A8
- Pápics, P. I., Tkachenko, A., Aerts, C., et al. 2015, *ApJ*, 803, L25
- Pápics, P. I., Tkachenko, A., Van Reeth, T., et al. 2017, *A&A*, 598, A74
- Pavlovski, K., Hummel, C. A., Tkachenko, A., et al. 2022, *A&A*, 658, A92
- Pavlovski, K. & Southworth, J. 2009, *MNRAS*, 394, 1519
- Pavlovski, K., Southworth, J., & Tamajo, E. 2018, *MNRAS*, 481, 3129
- Pavlovski, K., Southworth, J., Tkachenko, A., Van Reeth, T., & Tamajo, E. 2023, *A&A*, 671, A139
- Pavlovski, K., Tamajo, E., Koubský, P., et al. 2009, *MNRAS*, 400, 791
- Pedersen, M. G. 2022a, *ApJ*, 940, 49
- Pedersen, M. G. 2022b, *ApJ*, 930, 94
- Pedersen, M. G., Aerts, C., Pápics, P. I., et al. 2021, *Nature Astronomy*, 5, 715
- Pedersen, M. G., Chowdhury, S., Johnston, C., et al. 2019, *ApJ*, 872, L9
- Pesnell, W. D., Thompson, B. J., & Chamberlin, P. C. 2012, *Sol. Phys.*, 275, 3
- Pinsonneault, M. H., Elsworth, Y. P., Tayar, J., et al. 2018, *ApJS*, 239, 32
- Prat, V., Mathis, S., Buyschaert, B., et al. 2019, *A&A*, 627, A64
- Prat, V., Mathis, S., Neiner, C., et al. 2020, *A&A*, 636, A100
- Quaintrell, H., Norton, A. J., Ash, T. D. C., et al. 2003, *A&A*, 401, 313
- Rappaport, S. A., Kurtz, D. W., Handler, G., et al. 2021, *MNRAS*, 503, 254
- Ratnasingam, R. P., Edelmann, P. V. F., & Rogers, T. M. 2020, *MNRAS*, 497, 4231
- Rauer, H., Catala, C., Aerts, C., et al. 2014, *Experimental Astronomy*, 38, 249
- Reed, M., Kawaler, S. D., & Kleinman, S. J. 2001, in *Astronomical Society of the Pacific Conference Series*, Vol. 226, *12th European Workshop on White Dwarfs*, ed. J. L. Provencal, H. L. Shipman, J. MacDonald, & S. Goodchild, 181
- Reed, M. D., Brondel, B. J., & Kawaler, S. D. 2005, *ApJ*, 634, 602
- Reed, M. D., Slayton, A., Baran, A. S., et al. 2021, *MNRAS*, 507, 4178
- Reese, D., Lignières, F., & Rieutord, M. 2006, *A&A*, 455, 621
- Reese, D. R., MacGregor, K. B., Jackson, S., Skumanich, A., & Metcalfe, T. S. 2009a, *A&A*, 506, 189
- Reese, D. R., Mirouh, G. M., Espinosa Lara, F., Rieutord, M., & Putigny, B. 2021, *A&A*, 645, A46
- Reese, D. R., Thompson, M. J., MacGregor, K. B., et al. 2009b, *A&A*, 506, 183
- Reyniers, K. & Smeyers, P. 2003a, *A&A*, 409, 677
- Reyniers, K. & Smeyers, P. 2003b, *A&A*, 404, 1051
- Ricker, G. R., Winn, J. N., Vanderspek, R., et al. 2015, *Journal of Astronomical Telescopes, Instruments, and Systems*, 1, 014003
- Rieutord, M., Espinosa Lara, F., & Putigny, B. 2016, *Journal of Computational Physics*, 318, 277
- Rieutord, M., Petit, P., Reese, D., et al. 2023, *A&A*, 669, A99
- Rivinius, T., Baade, D., & Carciofi, A. C. 2016, *A&A*, 593, A106
- Rodríguez, E. & Breger, M. 2001, *A&A*, 366, 178
- Rogers, T. M. 2015, *ApJ*, 815, L30
- Rogers, T. M., Lin, D. N. C., McElwaine, J. N., & Lau, H. H. B. 2013, *ApJ*, 772, 21
- Rogers, T. M. & McElwaine, J. N. 2017, *ApJ*, 848, L1
- Romero, A. D., Kepler, S. O., Hermes, J. J., et al. 2022, *MNRAS*, 511, 1574
- Rosu, S., Noels, A., Dupret, M. A., et al. 2020, *A&A*, 642, A221
- Rosu, S., Rauw, G., Nazé, Y., Gosset, E., & Sterken, C. 2022, *A&A*, 664, A98

- Rui, N. Z. & Fuller, J. 2023, *MNRAS*, 523, 582
- Rui, N. Z., Ong, J. M. J., & Mathis, S. 2023, *MNRAS*, submitted, arXiv:2310.19873
- Ryan, S. G. & Deliyannis, C. P. 1995, *ApJ*, 453, 819
- Saio, H. 1981, *ApJ*, 244, 299
- Saio, H., Kurtz, D. W., Murphy, S. J., Antoci, V. L., & Lee, U. 2018, *MNRAS*, 474, 2774
- Saio, H., Kurtz, D. W., Takata, M., et al. 2015, *MNRAS*, 447, 3264
- Saio, H., Takata, M., Lee, U., Li, G., & Van Reeth, T. 2021, *MNRAS*, 502, 5856
- Salaris, M. & Cassisi, S. 2017, *Royal Society Open Science*, 4, 170192
- Sana, H., de Koter, A., de Mink, S. E., et al. 2013, *A&A*, 550, A107
- Sana, H., de Mink, S. E., de Koter, A., et al. 2012, *Science*, 337, 444
- Sana, H., Le Bouquin, J. B., Lacour, S., et al. 2014, *ApJS*, 215, 15
- Savonije, G. J. 2005, *A&A*, 443, 557
- Schmid, V. S. & Aerts, C. 2016, *A&A*, 592, A116
- Schmid, V. S., Tkachenko, A., Aerts, C., et al. 2015, *A&A*, 584, A35
- Schneider, F. R. N., Ohlmann, S. T., Podsiadlowski, P., et al. 2020, *MNRAS*, 495, 2796
- Schneider, F. R. N., Ohlmann, S. T., Podsiadlowski, P., et al. 2019, *Nature*, 574, 211
- Schneider, F. R. N., Podsiadlowski, P., & Laplace, E. 2023, *ApJ*, 950, L9
- Schneider, F. R. N., Podsiadlowski, P., & Müller, B. 2021, *A&A*, 645, A5
- Schroder, K.-P., Pols, O. R., & Eggleton, P. P. 1997, *MNRAS*, 285, 696
- Sekaran, S., Tkachenko, A., Abdul-Masih, M., et al. 2020, *A&A*, 643, A162
- Sekaran, S., Tkachenko, A., Johnston, C., & Aerts, C. 2021, *A&A*, 648, A91
- Serenelli, A., Weiss, A., Aerts, C., et al. 2021, *A&A Rev.*, 29, 4
- Sharma, A. N., Bedding, T. R., Saio, H., & White, T. R. 2022, *MNRAS*, 515, 828
- Silva Aguirre, V., Bojsen-Hansen, M., Slumstrup, D., et al. 2018, *MNRAS*, 475, 5487
- Silva Aguirre, V., Davies, G. R., Basu, S., et al. 2015, *MNRAS*, 452, 2127
- Silva Aguirre, V., Lund, M. N., Antia, H. M., et al. 2017, *ApJ*, 835, 173
- Silvotti, R., Németh, P., Telting, J. H., et al. 2022, *MNRAS*, 511, 2201
- Skarka, M., Zák, J., Fedurco, M., et al. 2022, *A&A*, 666, A142
- Smeyers, P. 2005, in *Astronomical Society of the Pacific Conference Series*, Vol. 333, *Tidal Evolution and Oscillations in Binary Stars*, ed. A. Claret, A. Giménez, & J. P. Zahn, 39
- Smeyers, P. & Martens, L. 1983, *A&A*, 125, 193
- Smeyers, P. & Van Hoolst, T. 2010, *Linear Isentropic Oscillations of Stars: Theoretical Foundations*, Springer-Verlag, Heidelberg, Vol. 371
- Soufi, F., Goupil, M. J., & Dziembowski, W. A. 1998, *A&A*, 334, 911
- Southworth, J. 2021, *The Observatory*, 141, 282
- Southworth, J. & Bowman, D. M. 2022, *MNRAS*, 513, 3191
- Southworth, J., Bowman, D. M., & Pavlovski, K. 2021, *MNRAS*, 501, L65
- Southworth, J., Bowman, D. M., Tkachenko, A., & Pavlovski, K. 2020, *MNRAS*, 497, L19
- Southworth, J. & Van Reeth, T. 2022, *MNRAS*, 515, 2755
- Stankov, A. & Handler, G. 2005, *ApJS*, 158, 193
- Steindl, T., Zwintz, K., & Bowman, D. M. 2021, *A&A*, 645, A119
- Stello, D., Cantiello, M., Fuller, J., et al. 2016, *Nature*, 529, 364
- Stello, D., Huber, D., Bedding, T. R., et al. 2013, *ApJ*, 765, L41
- Stello, D., Meibom, S., Gilliland, R. L., et al. 2011, *ApJ*, 739, 13
- Stello, D., Zinn, J., Elsworth, Y., et al. 2017, *ApJ*, 835, 83
- Struve, O. 1950, *ApJ*, 112, 520
- Suárez, J. C., Goupil, M. J., Reese, D. R., et al. 2010, *ApJ*, 721, 537
- Suárez, J. C., Moya, A., Amado, P. J., et al. 2009, *ApJ*, 690, 1401
- Summa, A., Hanke, F., Janka, H.-T., et al. 2016, *ApJ*, 825, 6
- Sun, M., Townsend, R. H. D., & Guo, Z. 2023a, *ApJ*, 945, 43
- Sun, X.-Y., Zuo, Z.-Y., Yang, T.-Z., & García Hernández, A. 2023b, *ApJ*, 955, 80
- Szewczuk, W. & Daszyńska-Daszkiewicz, J. 2017, *MNRAS*, 469, 13
- Szewczuk, W. & Daszyńska-Daszkiewicz, J. 2018, *MNRAS*, 478, 2243
- Szewczuk, W., Walczak, P., & Daszyńska-Daszkiewicz, J. 2021, *MNRAS*, 503, 5894
- Szewczuk, W., Walczak, P., Daszyńska-Daszkiewicz, J., & Moździerski, D. 2022, *MNRAS*, 511, 1529
- Takada-Hidai, M., Kurtz, D. W., Shibahashi, H., et al. 2017, *MNRAS*, 470, 4908
- Takahashi, K. & Langer, N. 2021, *A&A*, 646, A19
- Takata, M. 2012, *PASJ*, 64, 66
- Takata, M., Ouazzani, R. M., Saio, H., et al. 2020, *A&A*, 635, A106
- Themeßl, N., Hekker, S., Southworth, J., et al. 2018, *MNRAS*, 478, 4669
- Thompson, M. J., Christensen-Dalsgaard, J., Miesch, M. S., & Toomre, J. 2003, *ARA&A*, 41, 599
- Thompson, S. E., Everett, M., Mullally, F., et al. 2012, *ApJ*, 753, 86
- Tkachenko, A., Degroote, P., Aerts, C., et al. 2014, *MNRAS*, 438, 3093
- Tkachenko, A., Pavlovski, K., Johnston, C., et al. 2020, *A&A*, 637, A60
- Tokuno, T. & Takata, M. 2022, *MNRAS*, 514, 4140
- Torres, G., Andersen, J., & Giménez, A. 2010, *A&A Rev.*, 18, 67
- Torres, G., Sandberg Lacy, C. H., Pavlovski, K., et al. 2014a, *ApJ*, 797, 31
- Torres, G., Vaz, L. P. R., Sandberg Lacy, C. H., & Claret, A. 2014b, *AJ*, 147, 36
- Townsend, R. H. D. 2003a, *MNRAS*, 343, 125
- Townsend, R. H. D. 2003b, *MNRAS*, 340, 1020
- Townsend, R. H. D. 2005, *MNRAS*, 360, 465
- Townsend, R. H. D. 2020, *MNRAS*, 497, 2670
- Townsend, R. H. D., Goldstein, J., & Zweibel, E. G. 2018, *MNRAS*, 475, 879
- Townsend, R. H. D. & Sun, M. 2023, *ApJ*, 953, 48
- Triana, S. A., Moravveji, E., Pápics, P. I., et al. 2015, *ApJ*, 810, 16
- Unno, W., Osaki, Y., Ando, H., Saio, H., & Shibahashi, H. 1989, *Nonradial oscillations of stars*, University of Tokyo Press
- Uytterhoeven, K., Moya, A., Grigahcène, A., et al. 2011, *A&A*, 534, A125
- Uzundag, M., Córscico, A. H., Kepler, S. O., et al. 2022, *MNRAS*, 513, 2285
- Uzundag, M., Vučković, M., Németh, P., et al. 2021, *A&A*, 651, A121
- Van Beeck, J. 2023, PhD thesis, KU Leuven, Belgium
- Van Beeck, J., Bowman, D. M., Pedersen, M. G., et al. 2021, *A&A*, 655, A59
- Van Beeck, J., Prat, V., Van Reeth, T., et al. 2020, *A&A*, 638, A149

- Van Beeck, J., Van Hoolst, T., Aerts, C., & Fuller, J. 2023, A&A, submitted, arXiv:2311.02972
- Van Grootel, V., Charpinet, S., Fontaine, G., et al. 2010a, ApJ, 718, L97
- Van Grootel, V., Charpinet, S., Fontaine, G., Green, E. M., & Brassard, P. 2010b, A&A, 524, A63
- Van Hoof, A. & Struve, O. 1953, PASP, 65, 158
- Van Hoolst, T. 1994, A&A, 292, 471
- Van Hoolst, T. & Smeyers, P. 1993, A&A, 279, 417
- Van Reeth, T., Johnston, C., Southworth, J., et al. 2023, A&A, 671, A121
- Van Reeth, T., Mombarg, J. S. G., Mathis, S., et al. 2018, A&A, 618, A24
- Van Reeth, T., Southworth, J., Van Beeck, J., & Bowman, D. M. 2022, A&A, 659, A177
- Van Reeth, T., Tkachenko, A., & Aerts, C. 2016, A&A, 593, A120
- Van Reeth, T., Tkachenko, A., Aerts, C., et al. 2015a, A&A, 574, A17
- Van Reeth, T., Tkachenko, A., Aerts, C., et al. 2015b, ApJS, 218, 27
- Vanlaer, V., Aerts, C., Bellinger, E. P., & Christensen-Dalsgaard, J. 2023, A&A, 675, A17
- Varghese, A., Ratnasingham, R. P., Vanon, R., Edelmann, P. V. F., & Rogers, T. M. 2023, ApJ, 942, 53
- Varma, V., Müller, B., & Schneider, F. R. N. 2023, MNRAS, 518, 3622
- Vos, J., Østensen, R. H., Vučković, M., & Van Winckel, H. 2017, A&A, 605, A109
- Vos, J., Pelisoli, I., Budaj, J., et al. 2021, A&A, 655, A43
- Vos, J., Vučković, M., Chen, X., et al. 2019, MNRAS, 482, 4592
- Walker, G., Matthews, J., Kuschnig, R., et al. 2003, PASP, 115, 1023
- Wang, K., Ren, A., Andersen, M. F., et al. 2023, AJ, 166, 42
- Weinberg, N. N. & Arras, P. 2019, ApJ, 873, 67
- Weinberg, N. N., Arras, P., & Pramanik, D. 2021, ApJ, 918, 70
- Weinberg, N. N., Arras, P., Quataert, E., & Burkart, J. 2012, ApJ, 751, 136
- Welsh, W. F., Orosz, J. A., Aerts, C., et al. 2011, ApJS, 197, 4
- White, T. R., Benomar, O., Silva Aguirre, V., et al. 2017, A&A, 601, A82
- Willems, B. 2003, MNRAS, 346, 968
- Willems, B. & Aerts, C. 2002, A&A, 384, 441
- Willems, B., van Hoolst, T., & Smeyers, P. 2003, A&A, 397, 973
- Witte, M. G. & Savonije, G. J. 1999, A&A, 350, 129
- Witte, M. G. & Savonije, G. J. 2001, A&A, 366, 840
- Wong, K. W. K., Breivik, K., Farr, W. M., & Luger, R. 2023, ApJ, 950, 181
- Wongwathanarat, A., Müller, E., & Janka, H. T. 2015, A&A, 577, A48
- Wrona, M., Kołaczek-Szymański, P. A., Ratajczak, M., & Kozłowski, S. 2022, ApJ, 928, 135
- Wu, T. & Li, Y. 2019, ApJ, 881, 86
- Wu, T., Li, Y., & Deng, Z.-m. 2018, ApJ, 867, 47
- Wu, T., Li, Y., Deng, Z.-m., et al. 2020, ApJ, 899, 38
- Yu, J., Huber, D., Bedding, T. R., et al. 2018, ApJS, 236, 42
- Zahn, J. P. 1992, A&A, 265, 115
- Zahn, J.-P. 2013, in Lecture Notes in Physics, Berlin Springer Verlag, ed. J. Souchay, S. Mathis, & T. Tokieda, Vol. 861, 301
- Zahn, J. P., Talon, S., & Matias, J. 1997, A&A, 322, 320
- Zanazzi, J. J. & Wu, Y. 2021, AJ, 161, 263
- Zima, W., Wright, D., Bentley, J., et al. 2006, A&A, 455, 235
- Zinn, J. C., Pinsonneault, M. H., Huber, D., & Stello, D. 2019, ApJ, 878, 136
- Zinn, J. C., Stello, D., Elsworth, Y., et al. 2020, ApJS, 251, 23
- Zinn, J. C., Stello, D., Elsworth, Y., et al. 2022, ApJ, 926, 191
- Zong, W., Charpinet, S., & Vauclair, G. 2016a, A&A, 594, A46
- Zong, W., Charpinet, S., Vauclair, G., Giammichele, N., & Van Grootel, V. 2016b, A&A, 585, A22