

MED-OMIT: Extrinsically-Focused Evaluation Metric for Omissions in Medical Summarization

Elliot Schumacher* Daniel Rosenthal Dhruv Naik Varun Nair†
Luladay Price† Geoffrey Tso† Anitha Kannan
Curai Health

Abstract

Large language models (LLMs) have shown promise in safety-critical applications such as healthcare, yet the ability to quantify performance has lagged. An example of this challenge is in evaluating a summary of the patient’s medical record. A resulting summary can enable the provider to get a high-level overview of the patient’s health status quickly. Yet, a summary that omits important facts about the patient’s record can produce a misleading picture. This can lead to negative consequences on medical decision-making.

We propose MED-OMIT as a metric to explore this challenge. We focus on using provider-patient history conversations to generate a subjective (a summary of the patient’s history) as a case study. We begin by discretizing facts from the dialogue and identifying which are omitted from the subjective. To determine which facts are clinically relevant, we measure the importance of each fact to a simulated differential diagnosis. We compare MED-OMIT’s performance to that of clinical experts and find broad agreement. We use MED-OMIT to evaluate LLM performance on subjective generation and find some LLMs (gpt-4 and llama-3.1-405b) work well with little effort, while others (e.g. Llama 2) perform worse.

Keywords: evaluation, summarization, large language models, differential diagnosis

Data and Code Availability We use the Ambient Clinical Intelligence Benchmark (ACI-BENCH) corpus (Yim et al., 2023), which is openly available. We will release the code at <https://github.com/curai/curai-research/tree/main/MEDOMIT>.

Institutional Review Board (IRB) This research does not require an Institutional Review Board

* elliott@curai.com

† Work done while at Curai Health

as the datasets used in this work are publically available datasets.

1. Introduction

Medical providers face perpetual challenges in maintaining patient documentation (Payne et al., 2015; Arndt et al., 2017). Automating this work has been made increasingly feasible by large language model (LLMs) (OpenAI, 2023; Chowdhery et al., 2022; Touvron et al., 2023; Jiang et al., 2023), as LLM-powered note generation has shown an increase in performance compared to previous methods (Nair et al., 2023b). Yet automatically generated clinical notes are imperfect (Ben Abacha et al., 2023), creating negative consequences for healthcare.

Issues range from omissions, in which important information is incorrectly excluded from the summary, and hallucinations, in which information is fabricated and included. Hallucinations are objective and can be detected using comparisons against the original document or external sources (Min et al., 2023; Umapathi et al., 2023; Vu et al., 2023; Ji et al., 2022; Cohen et al., 2023; Peng et al., 2023). Yet detecting erroneous omissions is comparatively challenging as they are matters of judgment.

We focus on omissions in the *subjective* section of the clinical note within the SOAP framework (Podder et al., 2022). A subjective is a summary of everything relevant to the patient’s current health issue and informs the provider how to assess the patient’s condition and design a treatment plan. The provider often uses the subjective summary to determine a differential diagnosis (DDx), a list of possible diagnoses. As a result, the subjective must contain all potentially relevant information.

Merely detecting which facts are omitted from a subjective insufficiently reflects its quality as irrelevant information *should* be omitted. However, *important* omissions can mislead a provider. Therefore, de-

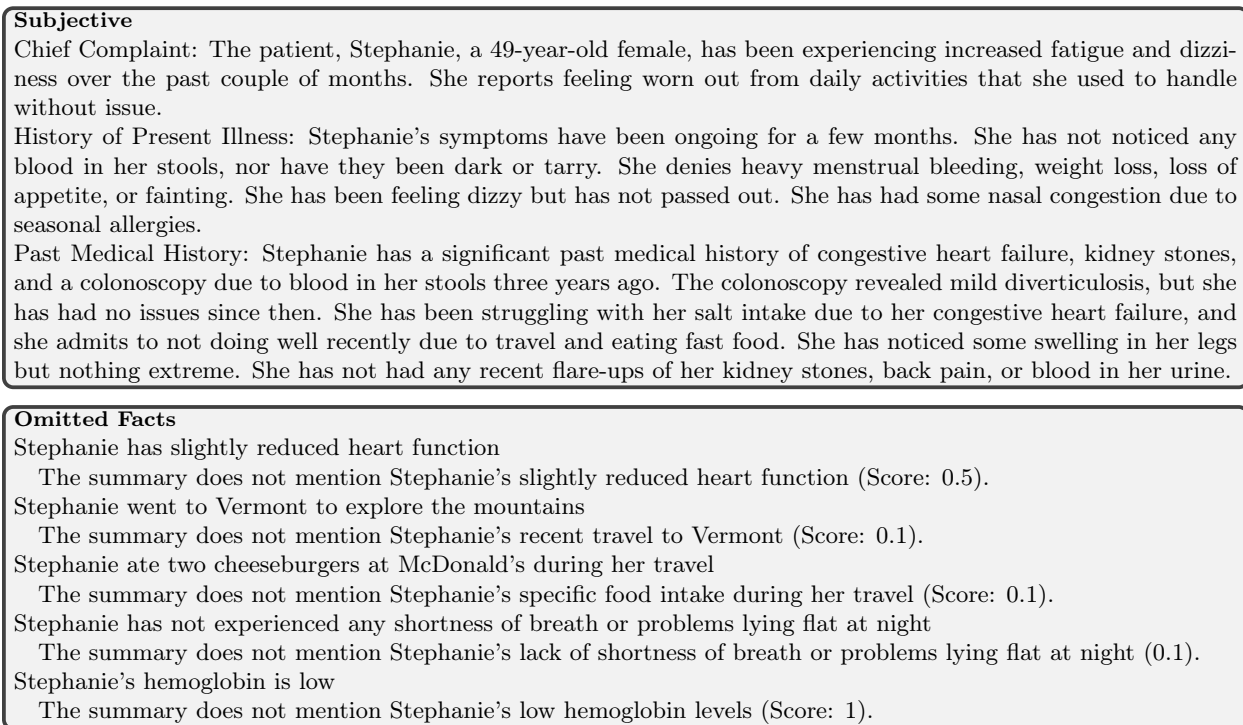


Figure 1: Example GPT-4 generated subjective paired with the list of omitted facts and their weight. The facts are generated from the original patient-provider dialogue and their importance is scored using the MED-OMIT pipeline. See Appendix Figures 10, 12 and 13 for additional context.

detecting omissions requires identifying omissions *and* quantifying their importance. The importance of an individual fact in a case is multifaceted. Consider the omitted facts in the example in Figure 1. A fact such as *Stephanie’s hemoglobin is low* is very likely to be relevant to her complaint of fatigue. Other facts, such as *Stephanie went to Vermont to explore the mountains* are likely less relevant. Yet, if Lyme disease was potentially suspected, *Stephanie went to Vermont to explore the mountains*, may be critical. The context is critical in this determination.

We propose MED-OMIT as a multi-step pipeline to produce an omission metric. As shown in Figure 2, We generate a subjective using common LLM-based approaches from the patient-provider chat. Separately, we generate a list of facts from the conversation, which are atomic pieces of medical information. Using the list of facts paired with the subjective, we can detect which facts are omitted.

To identify which facts are important and which are irrelevant, we propose a *fact importance weight*

which quantifies the criticality of each omitted fact, illustrated in Figure 3. We calculate this weight in two ways. First, we do so by categorizing the importance of all facts as a group. Second, we separately cluster facts that support and refute each diagnosis in an LLM-simulated DDX, and further sub-cluster these by their underlying medical function (or *pathophysiological mechanism*). This second approach allows us to highlight facts that uniquely point to a diagnosis – including rare or unlikely ones. While many facts are highly correlated, this seeks to surface non-correlated facts to the provider even if they are judged unimportant overall.

Using a simple weight scheme, we generate an importance score for each omitted fact and a cumulative score representing all omitted facts in a subjective. We compare these metrics against reference-based automated summarization metrics such as BERTScore (Zhang et al., 2019) and ROUGE (Lin, 2004). Both BERTScore and ROUGE are designed to be general-purpose metrics and do not target omissions specif-

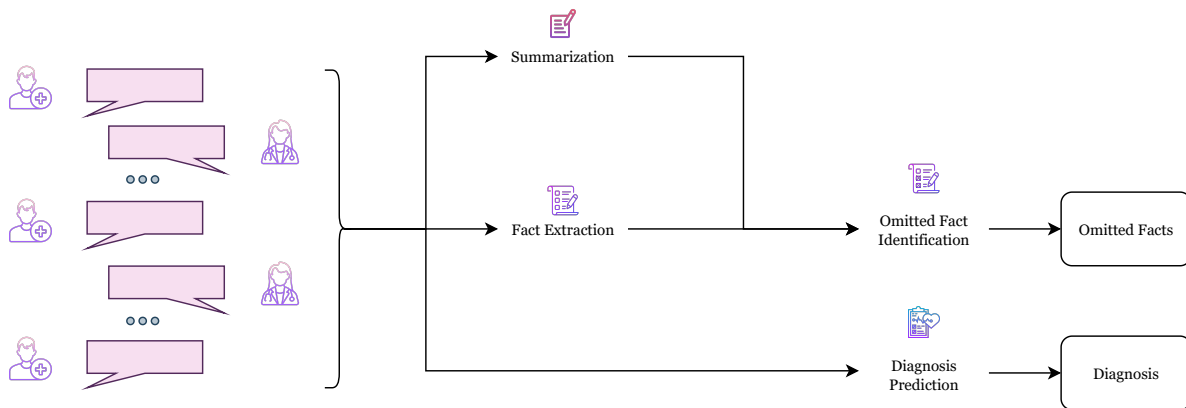


Figure 2: Given a patient-provider dialogue (left), we compute a summary and use a *fact extraction* module to extract facts from the conversation. We use the extracted facts from the conversation to identify if any facts are omitted from the summary. We also compute a differential diagnosis using the conversation data.

ically. In an expert annotation analysis, we find that MED-OMIT reflects expert opinion on the presence and importance of each omission. We find that our reference-free approach reflects the summarization performance of LLMs as they increase in size. We further find that for larger LLMs, such as gpt-4, there is no correlation between either BertScore or ROUGE and the number of omissions, highlighting the need for a specific-purpose metric.

2. Background

Work in large language models, such as gpt-4 (OpenAI, 2023), PaLM (Chowdhery et al., 2022), Llama (Touvron et al., 2023), and Mistral (Jiang et al., 2023), have enabled advances in text generation performance. Compared to earlier LLMs such as BERT (Devlin et al., 2019), these model’s generations are conditioned on a set of input instructions (Reynolds and McDonell, 2021; Brown et al., 2020). Summarization tools built on LLMs have shown performance that is equivalent to human-written summaries (Zhang et al., 2023). Yet the challenge of quantifying the performance of such approaches has increased as common summarization metrics such as BLEU (Papineni et al., 2002), ROUGE (Zhang et al., 2019), METEOR (Banerjee and Lavie, 2005), and BertScore (Zhang et al., 2019) don’t align with human judgments (Goyal et al., 2022). Further studies

of LLM summarization have also highlighted issues with hallucinations (Ji et al., 2023).

Therefore, there has been a major focus on developing ways to identify and remediate hallucinations in LLM generations (Vu et al., 2023; Ji et al., 2022; Cohen et al., 2023; Peng et al., 2023; Shuster et al., 2021; Liu et al., 2022). For example, one work (Min et al., 2023) proposes to automatically extract atomic facts from the generated text and verify them against an external knowledge source. In contrast to our work, they weigh each hallucination equally and do not discuss omissions. In addition, there have been domain-focused hallucination studies in safety-critical domains such as medicine (Umapathi et al., 2023). Other work has looked at evaluating medical texts using different extrinsic metrics (Moramarco et al., 2021). Relatedly, there is also a line of work that seeks to reduce the risk of harmful LLM output (Glaese et al., 2022; Ouyang et al., 2022; Scheurer et al., 2022; Bai et al., 2022) which is especially important in safety-critical domains such as medicine. To our knowledge, we are unaware of related studies on omission metrics.

3. Methods

What information should and should not be included in a summarization is challenging to determine. Our metric, MED-OMIT, seeks to quantify this ambiguity through a clinically-motivated approach. While

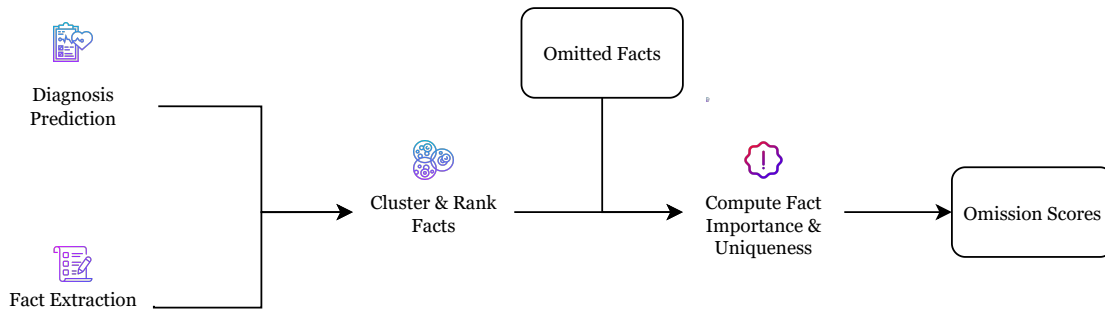


Figure 3: Given the previous outputs of the diagnosis prediction and fact extraction modules, we cluster facts that either support or refute a diagnosis. We also categorize each fact w.r.t. each diagnosis. With the clustered & categorized facts and the previously computed fact omissions, we assign an importance and uniqueness score to each fact.

we believe the insights for this approach can be applied elsewhere, we focus on detecting omissions in subjectives generated from a patient-provider chat.

A subjective note, taken from the SOAP framework (Podder et al., 2022), consists of the chief complaint (the most pressing medical issue), history of present illness (details about the chief complaint), medical and social history (details about previous medical issues), and current medications and allergies. To generate a subjective, we adopt the summarization prompt included in (Nair et al., 2023a). The original prompt contains section headers corresponding to the presence, absence, or unknown state of medical findings for the current encounter and medical history. We altered the section headers to only include information present in the subjective (see Prompt 1). We focus on using a zero-shot prompt to highlight the model’s inherent summarization ability.

Providers often use subjectives to guide the creation of differential diagnoses. Mimicking this, we generate a differential diagnosis (DDx) which lists potential medical diagnoses for the patient. We use the chat as input instead of the summary to provide the most information possible. Separately, we generate a list of facts from the chat, similar to that in (Min et al., 2023) but medically focused. This allows us to represent what information is present within the encounter discretely. We can then detect which fact(s) are excluded from the summary. We define an omission as a fact that is entirely or partially excluded from the resulting summary. We outline the details of each component in our pipeline. An example of

the output of select pipeline components is included in Appendix Figure 12 and 13. We also include selected prompts in the Appendix.

DDx We prompt the LLM to generate a differential diagnosis given the chat. This DDx includes at most ten potential medical conditions that might be relevant to the encounter. Each condition is ranked by order of likelihood, assigned a likelihood category (probable, possible, or unlikely), and given a short explanation. Note that a patient may have multiple medical issues in a given encounter, so multiple probable conditions may be true.

Fact Identification We extract a list of facts from the dialogue using a prompt. This creates a discretized set of facts that is separate from the summary. The prompt is structured to categorize them as medical, related to care access or social determinants of health, or non-medical. We do not leverage these groups but include them in the prompt to produce high-quality facts.

Fact Omission Detection Given the list of facts and the summary, we can then detect which facts are omitted from the summary. The resulting facts can either be unimportant or very important to clinical decision-making. However, at this stage, we only make the binary decision of present or omitted. We adopt a strict definition of a fact being omitted – if even some portion of the fact (e.g., ‘severe’ from ‘severe pain’) is omitted, it is counted as an omission. We hope future work will explore quantifying the de-

gree of omission. We create the omission list by using Prompt 2.

Fact Importance Quantification At this stage, we have identified a set of facts from the dialogue and which fact(s) are excluded from the summary. However, the importance of each fact can vary significantly – a fact such as *The patient has a fever* is likely much more important than *The patient loves iceberg lettuce*. Yet determinations can only be made concerning the specific scenario. In a different scenario, *The patient loves iceberg lettuce* may be a critical fact if the provider suspects a Listeria infection. Therefore, we employ several approaches to rate the importance of the facts concerning the generated DDx.

First, we assign each fact’s importance using three categories, including *critical*, *important*, and *other* (Prompt 3). We adopt this categorization as a balance between finer-grained methods, such as ranking or scoring each fact individually, and binary categorization. This determination was made by consulting with a provider and discussing which approach best aligned with their perception of fact importance.

Fact Uniqueness Categorizing facts only by their general importance obfuscates other aspects of how a fact might be important. Specifically, facts that uniquely support or refute a specific diagnosis are also critical and may be overlooked with a generic classification approach. This is especially true for facts that might point to less likely diagnoses, as the previous method is likely to anchor on likely diagnoses. For example, if the only supporting fact for Listeria is *The patient ate iceberg lettuce*, it is important to include it in the subjective even if the DDx determines that Listeria is unlikely.

Ultimately, the provider should be provided with all evidence for any relevant diagnosis and empowered to make the final determination. Conversely, in a different scenario, likely multiple correlated facts point to the same underlying symptom (e.g. inflammatory response and fever, headaches, chills). If one were to be omitted, a clinician could still conclude that the patient had an inflammatory response.

Therefore, we cluster each fact as supporting or refuting evidence concerning each potential diagnosis (e.g., Prompt 4). This enables us to create a supporting and refuting evidence list. For example, *The patient has a fever* would be a supporting fact of a diagnosis of *Influenza*, whereas fever would be inconsistent with *Seasonal Allergies*.

In addition to the first-level clustering approaches, we create sub-clusters for supportive and refuting clusters. For each group of facts that support a single diagnosis, we prompt the model to cluster facts that suggest the same *pathophysiological mechanism*. This is designed to identify facts that are correlated because they are related to the same underlying issue.

For example, the facts *Pain at the site of the bursa* and *Swelling at the site of the bursa* both point to potential *Inflammation*. As they are correlated, supporting evidence for inflammation would still be present even if only one fact were included. Yet if a single supporting fact were missing entirely, inflammation would be less likely to be considered. This intuition leads us to frame the uniqueness as an inverse frequency. Therefore, a fact’s uniqueness would be scored as $\frac{1}{|S|}$, where S is the facts in the subcluster. See Appendix Figures 13 and 14 for examples.

Document-Level Scores The above section results in a list of omitted facts and their importance. We further propose a document-level metric for the omitted facts in the summary. In addition, we explore an alternative metric that seeks to measure the difference in the DDx generated from the chat and the DDx generated from the subjective.

Fact Cumulative Score To achieve a document-level score, we individually score each omitted fact by assigning an *importance score* i for each omitted fact. If the fact omitted was critical, it receives a penalty of 1, a penalty of 0.5 for important, and a penalty of 0.1 for other. We separately accumulate a document-level *uniqueness score* u . We assume that facts that uniquely support or contradict a diagnosis are the most important, compared with several facts that point to the same conclusion. Therefore, we use inverted scoring, where the fact is assigned a score of $\frac{1}{|S|}$ for each cluster it is present in. We take the maximum value of all potential penalties for an overall fact score. To achieve a fact score for the entire document, we sum all of the individual scores of all omitted facts;

$$\sum_{f \in \text{omissions}} \max(i_f, u_f^0 \dots u_f^k)$$

This represents a weighted count of the number of omissions in the document.

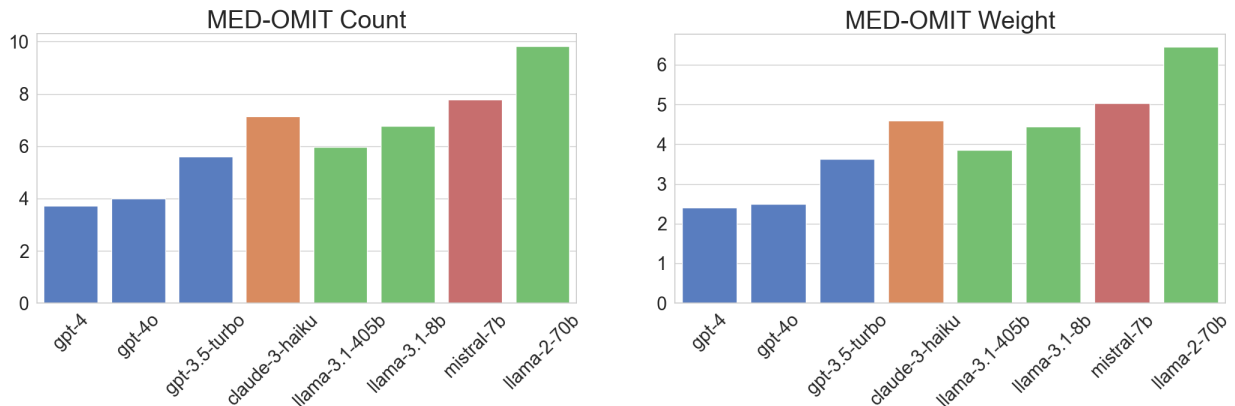


Figure 4: For each summary LLM, we calculate the mean of the number of MED-OMIT omissions (left) and the cumulative weight (right), with color indicating model family. A lower score indicates higher performance. See Appendix Table 3 for full results.

4. Experimental Setup

We use the Ambient Clinical Intelligence Benchmark corpus (ACI-BENCH) (Yim et al., 2023) to study the efficacy of MED-OMIT. We leverage all three variants of the dataset from this benchmark: *virtassist* (conversations modeling calls with a virtual assistant), *virtscribe* (unconstrained directions or discussions with a scribe), and *aci* (natural conversation between a patient and a doctor). We chose to use this dataset for our study as it captures variability in the different forms of conversations that are prevalent today. Additionally, this allows for replication of our approach which would not be possible with HIPAA-protected medical chats.

We use the training set of 67 chats to calibrate our scoring system and use the three test sets of 118 chats to evaluate. Two examples from the test set were excluded as their truncated chats were too small to generate a robust subjective. We truncate the chats using a gpt-4 prompt to exclude non-subjective information (see Appendix Dataset details).

Quantitative Experimental Setup We separately select which LLM generates a summary and which evaluates the summary. For the summary prompt (Prompt 1; see the beginning of Section Methods), we select any LLM whose performance we wish to evaluate. Separately, we can select an LLM for MED-OMIT, which powers the evaluation-focused prompts in Section Methods. For *summary* models, we evaluate a set of closed-weight models,

including gpt-4-0613 (referred to as gpt-4) (OpenAI, 2023), gpt-3.5-turbo, gpt-4o, and claude-3-haiku (Anthropic, 2024). In addition, we also explore the performance of several open-weight models – llama-3.1 8 and 405b (Dubey et al., 2024), llama-2-70B (Touvron et al., 2023), and mistral-7b (Jiang et al., 2023). For the MED-OMIT model, we use gpt-4-0613 given its higher performance. Finally, we also calculate correlation scores with referenced-based metrics BERTScore and ROUGE using the same implementation as used in the dataset paper’s code. As these are referenced-based, we use the ACI gold-standard summaries. Unlike in our generated subjectives, the gold standard notes had access to the entire chat which discussed the final diagnosis.

Medical Expert Evaluation In addition, we seek to verify how MED-OMIT’s judgments align with those of human clinicians. This is critical not only to judge MED-OMIT’s ability to capture LLM performance but also to see if MED-OMIT’s incremental judgments, such as cluster creation, are the same as those made by an individual clinician. Therefore, we ask a group of three medical doctors to validate MED-OMIT. We focus on our fact omission detection and fact importance approaches for 20 conversations each (60 total). We randomly selected facts to annotate in each encounter which resulted in 330 fact annotations. Given the output of MED-OMIT (using gpt-4 for all prompts), we ask them to answer the following questions.

- Was this fact included in the summary? ("*Yes*", "*Partially*", "*No*").
 - We included the “Partially” option to see how often only a portion of a fact is omitted from the summary. Although we prompt the LLM to make a binary judgment on fact inclusion, there is a continuum between the summary capturing every aspect of the fact and no aspects.
- How many diagnoses are supported by this fact?
- How many diagnoses are refuted by this fact?
 - This question and the prior question are simplified forms of the MED-OMIT approach, as we only ask for a count and not the full list of diagnoses.
- Finally, if this fact were omitted, how much of an effect would it have on the differential diagnosis? ("*Critical*", "*Important*", or "*Other*").

5. Results

We report MED-OMIT metrics on several Summary - Metric LLM configurations in Figure 4. We separately report the number of omissions (MED-OMIT Count), and the summation of the omission weights (MED-OMIT Weight). For each, we report the mean over the test set (see Appendix Table 3 for the tabular form which includes standard deviations). In all metrics, we find that gpt-4 performs best, closely followed by the newer gpt-4o. The difference between the two gpt-4 versions is likely insignificant and may be due to the model judge being gpt-4.

However, the performance margin between gpt-4 and gpt-3.5-turbo isn’t substantial. It is further remarkable that the MED-OMIT count margin of gpt-3.5-turbo over gpt-4 is larger than that for the MED-OMIT weight, suggesting gpt-3.5-turbo isn’t omitting information that is more critical than gpt-4 summaries. The other closed-weight model we evaluate, claude-3-haiku, performs worse than the OpenAI models.

While we find that the open-weight models trail OpenAI models in performance, the gap is narrowing. The gap between the performance of older models (mistral-7b and llama-2-70b) and closed-weight models is quite large. The results of the llama-3.1 models

show this gap is narrowing significantly. Llama-3-405b is competitive with gpt-3.5-turbo, showing major improvements over llama-2. This finding suggests that open-weight models are increasingly viable options for medical tasks.

5.1. Expert evaluation of MED-OMIT

As shown in Table 1, we see broad agreement between our medical annotators and MED-OMIT. First, we find that annotators agree 80% of the time with MED-OMIT’s determination of whether a fact is omitted or not. Second, we find that the agreement on the fact importance question was even higher at 89.3%. The confusion matrices in Figures 5 (for fact omission) and Figure 6 (for fact importance) illustrate the results in finer detail and underline the high level of agreement between GPT-4 and our medical annotators. Additionally, we asked annotators to count the number of diagnoses each fact both supports and refutes. The absolute difference between the annotator’s count and GPT-4’s count was less than 0.5 in both cases. Histograms of the full distributions are available in Appendix Figure 7, and illustrate the small amount of disagreement between the annotators and gpt-4 is minor.

Finally, to ensure that the medical experts agreed with each other, we asked each expert to annotate a set of 51 facts distinct from the previous set. As shown in Appendix Table 1, there was broad inter-annotator agreement. In addition to the high exact match rate for the omission and importance questions, we found that Cohen’s kappa for each annotator pair showed high to moderate agreement. There was more disagreement for the supporting and refuting diagnosis counts, but the average maximum difference in results was less than 1 for supportive and less than 2 for refuting counts, which is still reasonable. In summation, these results show that MED-OMIT accurately captures the identifying and quantifying the importance of omissions.

5.2. Comparison to Traditional Evaluation

In Table 2, we report the Spearman and Pearson correlations between commonly reported summarization metrics (ROUGE and BERTScore) and MED-OMIT (Omission Weight and Counts). Additional metrics are included in Appendix Table 5. We do not find any significant correlation between the LLM Completion metric and ROUGE or BertScore for larger LLMs such as gpt-4. We find that for the less powerful LLM,

Fact Missing Agreement	Fact Importance Agreement	# Diagnoses Supp.		# Diagnoses Ref.	
		Mean Abs. Diff.	σ	Mean Abs. Diff.	σ
80.0%	89.3%	0.439	1.184	0.447	1.224

Table 1: Agreement statistics for comparing MED-OMIT using gpt-4 for all prompts with expert annotator decisions on four questions. For confusion matrices and distribution plots, see Appendix Figures 5, 6, and 7. For inner-annotator agreement, see Appendix Table 4.

Summary LLM	Comparison Metric		MED-OMIT weight		MED-OMIT count	
	Name	Value	spear.	pear.	spear.	pear.
gpt-4	Rouge LSum	0.363	0.003	-0.041	-0.046	-0.057
gpt-4	BertScore F1	0.651	-0.044	-0.130	-0.130	-0.043
gpt-3.5-turbo	Rouge LSum	0.333	-0.242	-0.220	-0.244	-0.200
gpt-3.5-turbo	BertScore F1	0.627	-0.338	-0.299	-0.338	-0.281

Table 2: For the two best models, we compare MED-OMIT mean count and weight to reference-based metrics BERTScore and Rouge. We report the Spearman and Pearson correlation between each reference-based and MED-OMIT metric. Bolded values are significant with a two-sided test $p < 0.05$. For additional metrics, see Appendix Table 5.

traditional summarization metrics correlate slightly with our omission metrics. Unsurprisingly, higher omission weight and count scores inversely correlate with higher BertScore and ROUGE metrics. However, there is no statistically significant correlation for summaries generated by more powerful LLMs.

5.3. Error Analysis

We performed a qualitative analysis by randomly sampling ten training examples. While we found MED-OMIT was broadly accurate, there are areas for future improvement. First, we found that while MED-OMIT was able to consistently detect which facts were omitted from the summary, it did so in a strict manner. Consider the example in Figure 12 and 13 – a fact (F8) was correctly identified as excluded. However, the summary only omitted the specific foods the patient was excluding from their diet but did include the overall point that she was trying to apply a low-sodium diet. Capturing the degree of a fact that was excluded remains an open question.

Perhaps the most challenging task is generating the clusters and sub-clusters of supporting and refuting evidence. Specifically within the framework of the sub-clustering, accurately clustering the facts around symptoms, tests, treatments, and social determinants of health was a challenging prompt to engineer. While we find that it does well at selecting

the correct category and the correct pathophysiological mechanism for the common categories, it can make mistakes. For example, in Figure 13, there is a "NONE" category for symptoms within *Well-managed Congestive Heart Failure*, which is not an actual pathophysiological mechanism.

Additionally, the refuting sub-clustering step occasionally makes broad inferences given the full set of facts. For example, one refuting sub-cluster noted that *[NAME] has chronic back pain that bothers her when she sits for long periods of time at her desk at work* is a refuting fact for Fibromyalgia because *Fibromyalgia typically presents with widespread pain* even though this is not explicitly stated. Both LLMs and medical providers make inferences based on what is absent from a medical case, but the amount of alignment is unclear.

Finally, we find that the weighting system does sort summaries pairwise in a sensible manner. Consider the example in Figure 13 and another case with only a single omission. In the single omission case, the fact *Edward experiences swelling in his ankles, mainly near the end of the day* was omitted from a subjective. This was categorized as critical as it speaks to potential fluid retention which potentially supports several diagnoses. By contrast, the example in Figure 13 has five omissions. Yet they are all judged to be less important, and none receive a max score.

This illustrates the importance of going beyond binary judgments on omitted facts.

6. Conclusion

We find that MED-OMIT identifies omitted facts and quantifies their importance in line with medical experts. This provides the research community with an important tool in evaluating the capabilities of emerging large language models, and an alternative to small and expensive human evaluations or non-clinically based automated metrics. The interpretable nature of MED-OMIT can also be used to pinpoint specific problems of omissions subjective generation, guiding where further work is required.

We believe several insights within MED-OMIT generalize to metrics in other medical tasks. First, discretizing the information present allows for interpretable and meaningful blocks of information. Identifying whether a fact is or is not included in the summary is much more informative than a similar approach using words alone. Second, weighing the importance of each fact must be done in line with how a practitioner would do so. Often, summarization metrics overlook this to create a generalized metric, but in turn, are not useful indicators of performance.

References

- Anthropic. The claude 3 model family: Opus, sonnet, haiku. 2024.
- Brian G Arndt, John W Beasley, Michelle D Watkinson, Jonathan L Temte, Wen-Jan Tuan, Christine A Sinsky, and Valerie J Gilchrist. Tethered to the ehr: primary care physician workload assessment using ehr event log data and time-motion observations. *The Annals of Family Medicine*, 15(5):419–426, 2017.
- Yuntao Bai, Saurav Kadavath, Sandipan Kundu, Amanda Askell, Jackson Kernion, Andy Jones, Anna Chen, Anna Goldie, Azalia Mirhoseini, Cameron McKinnon, Carol Chen, Catherine Olsson, Christopher Olah, Danny Hernandez, Dawn Drain, Deep Ganguli, Dustin Li, Eli Tran-Johnson, Ethan Perez, Jamie Kerr, Jared Mueller, Jeffrey Ladish, Joshua Landau, Kamal Ndousse, Kamile Lukosuite, Liane Lovitt, Michael Sellitto, Nelson Elhage, Nicholas Schiefer, Noemi Mercado, Nova DasSarma, Robert Lasenby, Robin Larson, Sam Ringer, Scott Johnston, Shauna Kravec, Sheer El Showk, Stanislav Fort, Tamera Lanham, Timothy Telleen-Lawton, Tom Conerly, Tom Henighan, Tristan Hume, Samuel R. Bowman, Zac Hatfield-Dodds, Ben Mann, Dario Amodei, Nicholas Joseph, Sam McCandlish, Tom Brown, and Jared Kaplan. Constitutional ai: Harmlessness from ai feedback. *arxiv preprint:2212.08073*, 2022.
- Satanjeev Banerjee and Alon Lavie. METEOR: An automatic metric for MT evaluation with improved correlation with human judgments. In Jade Goldstein, Alon Lavie, Chin-Yew Lin, and Clare Voss, editors, *Proceedings of the ACL Workshop on Intrinsic and Extrinsic Evaluation Measures for Machine Translation and/or Summarization*, pages 65–72, Ann Arbor, Michigan, June 2005. Association for Computational Linguistics. URL <https://aclanthology.org/W05-0909>.
- Asma Ben Abacha, Wen-wai Yim, George Michalopoulos, and Thomas Lin. An investigation of evaluation methods in automatic medical note generation. In Anna Rogers, Jordan Boyd-Graber, and Naoaki Okazaki, editors, *Findings of the Association for Computational Linguistics: ACL 2023*, pages 2575–2588, Toronto, Canada, July 2023. Association for Computational Linguistics. doi: 10.18653/v1/2023.findings-acl.161. URL <https://aclanthology.org/2023.findings-acl.161>.
- Tom Brown, Benjamin Mann, Nick Ryder, Melanie Subbiah, Jared D Kaplan, Prafulla Dhariwal, Arvind Neelakantan, Pranav Shyam, Girish Sastry, Amanda Askell, et al. Language models are few-shot learners. *Advances in neural information processing systems*, 33:1877–1901, 2020.
- Aakanksha Chowdhery, Sharan Narang, Jacob Devlin, Maarten Bosma, Gaurav Mishra, Adam Roberts, Paul Barham, Hyung Won Chung, Charles Sutton, Sebastian Gehrmann, Parker Schuh, Kensen Shi, Sasha Tsvyashchenko, Joshua Maynez, Abhishek Rao, Parker Barnes, Yi Tay, Noam Shazeer, Vinodkumar Prabhakaran, Emily Reif, Nan Du, Ben Hutchinson, Reiner Pope, James Bradbury, Jacob Austin, Michael Isard, Guy Gur-Ari, Pengcheng Yin, Toju Duke, Anselm Levskaya, Sanjay Ghemawat, Sunipa Dev, Henryk Michalewski, Xavier Garcia, Vedant Misra, Kevin Robinson, Liam Fedus, Denny Zhou, Daphne Ippolito, David Luan, Hyeontaek Lim, Barret Zoph, Alexander Spiridonov, Ryan Sepassi, David Dohan,

- Shivani Agrawal, Mark Omernick, Andrew M. Dai, Thanumalayan Sankaranarayanan Pillai, Marie Pelat, Aitor Lewkowycz, Erica Moreira, Rewon Child, Oleksandr Polozov, Katherine Lee, Zongwei Zhou, Xuezhi Wang, Brennan Saeta, Mark Diaz, Orhan Firat, Michele Catasta, Jason Wei, Kathy Meier-Hellstern, Douglas Eck, Jeff Dean, Slav Petrov, and Noah Fiedel. Palm: Scaling language modeling with pathways. *arXiv preprint arXiv:2204.02311*, 2022.
- Roi Cohen, May Hamri, Mor Geva, and Amir Globerson. Lm vs lm: Detecting factual errors via cross examination. *arXiv preprint arXiv:2305.13281*, 2023.
- Jacob Devlin, Ming-Wei Chang, Kenton Lee, and Kristina Toutanova. BERT: Pre-training of deep bidirectional transformers for language understanding. In Jill Burstein, Christy Doran, and Thamar Solorio, editors, *Proceedings of the 2019 Conference of the North American Chapter of the Association for Computational Linguistics: Human Language Technologies, Volume 1 (Long and Short Papers)*, pages 4171–4186, Minneapolis, Minnesota, June 2019. Association for Computational Linguistics. doi: 10.18653/v1/N19-1423. URL <https://aclanthology.org/N19-1423>.
- Abhimanyu Dubey, Abhinav Jauhri, and Abhinav Pandey et al. The llama 3 herd of models, 2024. URL <https://arxiv.org/abs/2407.21783>.
- Amelia Glaese, Nat McAleese, Maja Trębacz, John Aslanides, Vlad Firoiu, Timo Ewalds, Maribeth Rauh, Laura Weidinger, Martin Chadwick, Phoebe Thacker, et al. Improving alignment of dialogue agents via targeted human judgements. *arXiv preprint arXiv:2209.14375*, 2022.
- Tanya Goyal, Junyi Jessy Li, and Greg Durrett. News summarization and evaluation in the era of gpt-3. *arXiv preprint arXiv:2209.12356*, 2022. doi: 10.48550/ARXIV.2209.12356. URL <https://arxiv.org/abs/2209.12356>.
- Ziwei Ji, Zihan Liu, Nayeon Lee, Tiegeng Yu, Bryan Wilie, Min Zeng, and Pascale Fung. Rho: Reducing hallucination in open-domain dialogues with knowledge grounding. *arXiv preprint arXiv:2212.01588*, 2022.
- Ziwei Ji, Nayeon Lee, Rita Frieske, Tiegeng Yu, Dan Su, Yan Xu, Etsuko Ishii, Ye Jin Bang, Andrea Madotto, and Pascale Fung. Survey of hallucination in natural language generation. *ACM Computing Surveys*, 55(12):1–38, mar 2023. doi: 10.1145/3571730. URL <https://doi.org/10.1145/3571730>.
- Albert Q. Jiang, Alexandre Sablayrolles, Arthur Mensch, Chris Bamford, Devendra Singh Chaplot, Diego de las Casas, Florian Bressand, Gianna Lengyel, Guillaume Lample, Lucile Saulnier, L elio Renard Lavaud, Marie-Anne Lachaux, Pierre Stock, Teven Le Scao, Thibaut Lavril, Thomas Wang, Timoth ee Lacroix, and William El Sayed. Mistral 7b. *arXiv preprint arXiv: 2310.06825*, 2023.
- Chin-Yew Lin. ROUGE: A package for automatic evaluation of summaries. In *Text Summarization Branches Out*, pages 74–81, Barcelona, Spain, July 2004. Association for Computational Linguistics. URL <https://aclanthology.org/W04-1013>.
- Tianyu Liu, Yizhe Zhang, Chris Brockett, Yi Mao, Zhifang Sui, Weizhu Chen, and Bill Dolan. A token-level reference-free hallucination detection benchmark for free-form text generation. In Smaranda Muresan, Preslav Nakov, and Aline Villavicencio, editors, *Proceedings of the 60th Annual Meeting of the Association for Computational Linguistics (Volume 1: Long Papers)*, pages 6723–6737, Dublin, Ireland, May 2022. Association for Computational Linguistics. doi: 10.18653/v1/2022.acl-long.464. URL <https://aclanthology.org/2022.acl-long.464>.
- Sewon Min, Kalpesh Krishna, Xinxin Lyu, Mike Lewis, Wen-tau Yih, Pang Koh, Mohit Iyyer, Luke Zettlemoyer, and Hannaneh Hajishirzi. FActScore: Fine-grained atomic evaluation of factual precision in long form text generation. In Houda Bouamor, Juan Pino, and Kalika Bali, editors, *Proceedings of the 2023 Conference on Empirical Methods in Natural Language Processing*, pages 12076–12100, Singapore, December 2023. Association for Computational Linguistics. doi: 10.18653/v1/2023.emnlp-main.741. URL <https://aclanthology.org/2023.emnlp-main.741>.
- Francesco Moramarco, Alex Papadopoulos Korfiatis, Aleksandar Savkov, and Ehud Reiter. A preliminary study on evaluating consultation notes with post-editing. In Anya Belz, Shubham Agarwal, Yvette Graham, Ehud Reiter, and Anastasia Shmorina, editors, *Proceedings of the Workshop on*

- Human Evaluation of NLP Systems (HumEval)*, pages 62–68, Online, April 2021. Association for Computational Linguistics. URL <https://aclanthology.org/2021.humeval-1.7>.
- Varun Nair, Elliot Schumacher, and Anitha Kannan. Generating medically-accurate summaries of patient-provider dialogue: A multi-stage approach using large language models. In Tristan Naumann, Asma Ben Abacha, Steven Bethard, Kirk Roberts, and Anna Rumshisky, editors, *Proceedings of the 5th Clinical Natural Language Processing Workshop*, pages 200–217, Toronto, Canada, July 2023a. Association for Computational Linguistics. doi: 10.18653/v1/2023.clinicalnlp-1.26. URL <https://aclanthology.org/2023.clinicalnlp-1.26>.
- Varun Nair, Elliot Schumacher, Geoffrey Tso, and Anitha Kannan. Dera: Enhancing large language model completions with dialog-enabled resolving agents. *arxiv preprint arxiv:2303.17071*, 2023b.
- OpenAI. Gpt-4 technical report. *2303.08774*, 2023.
- Long Ouyang, Jeff Wu, Xu Jiang, Diogo Almeida, Carroll L. Wainwright, Pamela Mishkin, Chong Zhang, Sandhini Agarwal, Katarina Slama, Alex Ray, John Schulman, Jacob Hilton, Fraser Kelton, Luke Miller, Maddie Simens, Amanda Askell, Peter Welinder, Paul Christiano, Jan Leike, and Ryan Lowe. Training language models to follow instructions with human feedback. *arxiv preprint arxiv:2203.02155*, 2022.
- Kishore Papineni, Salim Roukos, Todd Ward, and Wei-Jing Zhu. Bleu: a method for automatic evaluation of machine translation. In Pierre Isabelle, Eugene Charniak, and Dekang Lin, editors, *Proceedings of the 40th Annual Meeting of the Association for Computational Linguistics*, pages 311–318, Philadelphia, Pennsylvania, USA, July 2002. Association for Computational Linguistics. doi: 10.3115/1073083.1073135. URL <https://aclanthology.org/P02-1040>.
- Thomas H Payne, Sarah Corley, Theresa A Cullen, Tejal K Gandhi, Linda Harrington, Gilad J Kuperman, John E Mattison, David P McCallie, Clement J McDonald, Paul C Tang, et al. Report of the amia ehr-2020 task force on the status and future direction of ehrs. *Journal of the American Medical Informatics Association*, 22(5):1102–1110, 2015.
- Baolin Peng, Michel Galley, Pengcheng He, Hao Cheng, Yujia Xie, Yu Hu, Qiuyuan Huang, Lars Liden, Zhou Yu, Weizhu Chen, and Jianfeng Gao. Check your facts and try again: Improving large language models with external knowledge and automated feedback. *arxiv preprint arxiv:2302.12813*, 2023.
- V Podder, V Lew, and S Ghassemzadeh. Soap notes.[updated 2021 sep 2]. *StatPearls [Internet]. Treasure Island (FL): StatPearls Publishing*, 2022.
- Laria Reynolds and Kyle McDonell. Prompt programming for large language models: Beyond the few-shot paradigm. In *Extended Abstracts of the 2021 CHI Conference on Human Factors in Computing Systems*, pages 1–7, 2021.
- Jérémy Scheurer, Jon Ander Campos, Jun Shern Chan, Angelica Chen, Kyunghyun Cho, and Ethan Perez. Training language models with language feedback. *arxiv preprint arxiv:2204.14146*, 2022.
- Kurt Shuster, Spencer Poff, Moya Chen, Douwe Kiela, and Jason Weston. Retrieval augmentation reduces hallucination in conversation. In Marie-Francine Moens, Xuanjing Huang, Lucia Specia, and Scott Wen-tau Yih, editors, *Findings of the Association for Computational Linguistics: EMNLP 2021*, pages 3784–3803, Punta Cana, Dominican Republic, November 2021. Association for Computational Linguistics. doi: 10.18653/v1/2021.findings-emnlp.320. URL <https://aclanthology.org/2021.findings-emnlp.320>.
- Hugo Touvron, Louis Martin, Kevin Stone, Peter Albert, Amjad Almahairi, Yasmine Babaei, Nikolay Bashlykov, Soumya Batra, Prajwal Bhargava, Shruti Bhosale, Dan Bikel, Lukas Blecher, Cristian Canton Ferrer, Moya Chen, Guillem Cucurull, David Esiobu, Jude Fernandes, Jeremy Fu, Wenyin Fu, Brian Fuller, Cynthia Gao, Vedanuj Goswami, Naman Goyal, Anthony Hartshorn, Saghar Hosseini, Rui Hou, Hakan Inan, Marcin Kardas, Viktor Kerkez, Madian Khabsa, Isabel Kloumann, Artem Korenev, Punit Singh Koura, Marie-Anne Lachaux, Thibaut Lavril, Jenya Lee, Diana Liskovich, Yinghai Lu, Yuning Mao, Xavier Martinet, Todor Mihaylov, Pushkar Mishra, Igor Molybog, Yixin Nie, Andrew Poulton, Jeremy Reizenstein, Rashi Rungta, Kalyan Saladi, Alan Schelten, Ruan Silva, Eric Michael Smith, Ranjan Subramanian, Xiaoqing Ellen Tan, Binh Tang,

- Ross Taylor, Adina Williams, Jian Xiang Kuan, Puxin Xu, Zheng Yan, Iliyan Zarov, Yuchen Zhang, Angela Fan, Melanie Kambadur, Sharan Narang, Aurelien Rodriguez, Robert Stojnic, Sergey Edunov, and Thomas Scialom. Llama 2: Open foundation and fine-tuned chat models. *Arxiv preprint arxiv:2307.09288*, 2023.
- Logesh Kumar Umapathi, Ankit Pal, and Malaikanan Sankarasubbu. Med-halt: Medical domain hallucination test for large language models. *arXiv preprint arxiv:2307.15343*, 2023.
- Tu Vu, Mohit Iyyer, Xuezhi Wang, Noah Constant, Jerry Wei, Jason Wei, Chris Tar, Yun-Hsuan Sung, Denny Zhou, Quoc Le, and Thang Luong. Freshllms: Refreshing large language models with search engine augmentation. *arxiv preprint arxiv:2310.03214*, 2023.
- Wen-wai Yim, Yujuan Fu, Asma Ben Abacha, Neal Snider, Thomas Lin, and Meliha Yetisgen. Acibench: a novel ambient clinical intelligence dataset for benchmarking automatic visit note generation. *Nature Scientific Data*, 2023.
- Tianyi Zhang, Varsha Kishore, Felix Wu, Kilian Q Weinberger, and Yoav Artzi. Bertscore: Evaluating text generation with bert. *International Conference on Learning Representations*, 2019.
- Tianyi Zhang, Faisal Ladhak, Esin Durmus, Percy Liang, Kathleen McKeown, and Tatsunori B. Hashimoto. Benchmarking large language models for news summarization. *arxiv preprint arxiv:2301.13848*, 2023.
- ## Appendix A. Dataset details
- Our approach is targeted to subjective note, which encapsulates the early part of the encounter where the diagnosis is not necessarily known. However, the ACI chats discuss the full patient encounter, and include physician-determined diagnoses, outcomes of physical examinations, and test results. Therefore, we truncate the chats to exclude any information that would point to a diagnosis to better simulate when a subjective would be generated. We find the last relevant line in the chat that discusses any subjective-related information and truncate the chat to the next line using Prompt 5. We will release the truncation indices with our codebase.
- ## Appendix B. Annotation Details
- The selected facts consist of all omitted facts in the summary, plus a randomly selected set of facts that were not omitted. We select all omitted facts and add n more non-omitted facts to annotate at most 5 per encounter. All values except for the first question were precomputed and presented to the annotator for validation. The annotators were instructed to change any precomputed value if they believed it appropriate.
- The instructions given to the annotators were as follow; The following sheets contain encounter information from an external dataset. Each encounter consists of
- A generated subjective.
 - A generated differential diagnosis
 - A list of all facts extracted from the encounter
- Before answering any questions, please read the above information.
- A specific fact from the list is included for consideration. With respect to this fact, we'd like you to validate the following questions. The values in the first three are pre-computed. However, you are free to change them if you think appropriate.
- Is this fact included in the summary? Rate as No (it is completely excluded), Partially (some element, even a non-medically important one, is excluded), or Yes (it is included)
 - If this fact is a positive finding, how many diagnosis does it support? This should be a value between 0 and the total number of diagnoses.

		MED-OMIT Count		MED-OMIT Weight	
		mean	σ	mean	σ
closed	gpt-4	3.72	3.07	2.41	2.31
	gpt-4o	4.00	3.58	2.50	2.70
	gpt-3.5-turbo	5.61	3.56	3.63	2.57
	claude-3-haiku	7.15	4.25	4.60	3.14
open	llama-3.1-405b	5.97	4.18	3.85	3.19
	llama-3.1-8b	6.77	3.90	4.44	2.86
	mistral-7b	7.79	4.21	5.03	3.01
	llama-2-70b	9.82	4.33	6.45	3.19

Table 3: For each summary LLM, we calculate the mean and standard deviation of both the number of MED-OMIT omissions and the cumulative weight.

- If this fact is a negative finding, how many diagnoses does it refute? This should be a value between 0 and the total number of diagnoses.
- If this fact were omitted from the list of facts, what would the impact be on the differential diagnosis? Please rate as Critical (highest), Important (moderate), Other (lowest).
 - The impact" of the diagnosis can include a variety of factors. These include but are not limited to adding a new diagnosis to the list or removing an diagnosis currently present in the list. Alternatively, would a diagnosis be more or less likely?

B.1. Differences between annotators and gpt-4

While there is generally agreement between gpt-4 and annotators, there are several instances where they disagree. The following are several examples taken from the development data. We report the fact, the relevant sentence(s) from the summary, and the judgements.

Fact: Vincent experienced dizziness and lightheadedness.

Relevant Summary: He reported experiencing lightheadedness but denied any noticeable bleeding.

Is Included?: No (gpt-4, 2 annotators); Partially (1 annotator)

The above example shows the challenge of detecting whether a fact is omitted from the summary. The summary includes most of the important text, but does exclude *dizziness*. While related to *lightheadedness*, it is not the same thing. Since gpt-4 is only

allowed to make binary judgements, it says its not included. Our annotators have the option to select 'Partially'; one decides to do so while the others agree fully with gpt-4.

Fact: Rachel’s depression has moments of highs and lows

Relevant Summary: Her depression is managed with Effexor, but she still experiences periods of low mood.

Is Included?: Yes (1 annotator); Partially (2 annotators); No (gpt-4)

This example further illustrates the challenge in determining whether a fact was included. The majority of the fact is included in the summary. However, the "highs" work is excluded, which may be informative for the patient’s condition. Since gpt-4 only has a binary choice, it selects No, while the annotators alternatively select Yes or Partially.

Relevant Fact: Mrs. Peterson would avoid going upstairs or downstairs.

All facts:

F0: Mrs. Peterson is a 43-year-old patient.

F1: Mrs. Peterson is experiencing right leg pain.

F2: Mrs. Peterson injured her right leg while bowling.

F3: Mrs. Peterson’s bowling ball hit her right leg.

F4: Mrs. Peterson’s right leg has a little bit of bruising on the back end.

F5: Mrs. Peterson is able to walk on her right leg, but very carefully.

F6: Walking on her right leg is very sore for Mrs. Peterson.

F7: Mrs. Peterson would avoid going upstairs or downstairs.

F8: Mrs. Peterson has a history of atopic eczema.

F9: Mrs. Peterson uses fluocinonide for her eczema when it gets really itchy.

F10: Mrs. Peterson has a previous surgical history of a colectomy.

F11: Mrs. Peterson had diverticulosis which turned into diverticulitis, leading to the removal of a part of her colon.

F12: Mrs. Peterson was bowling when she injured her leg.

DDx: Contusion (Bruise) : Probable

Muscle Strain : Probable

Fracture : Possible

Soft Tissue Injury : Possible

Hematoma : Possible

Bursitis : Unlikely

Tendon Rupture : Unlikely

Nerve Damage : Unlikely

Deep Vein Thrombosis (DVT) : Unlikely

Compartment Syndrome : Unlikely

Is Important?: Critical (2 annotator and gpt-4); Important (1 annotator)

While there is less disagreement for fact importance, there are still some tricky cases. Consider the above case; the fact that the patient is unable to walk up and down stairs should be of obvious concerns to the provider given the hindrance to mobility. While 2 annotators and gpt-4 decide that it's a critical fact, one annotates it as important. This is potentially because there are other facts that encapsulate that the patient has trouble walking, and it isn't of strict criticality that she has trouble walking on the stairs.

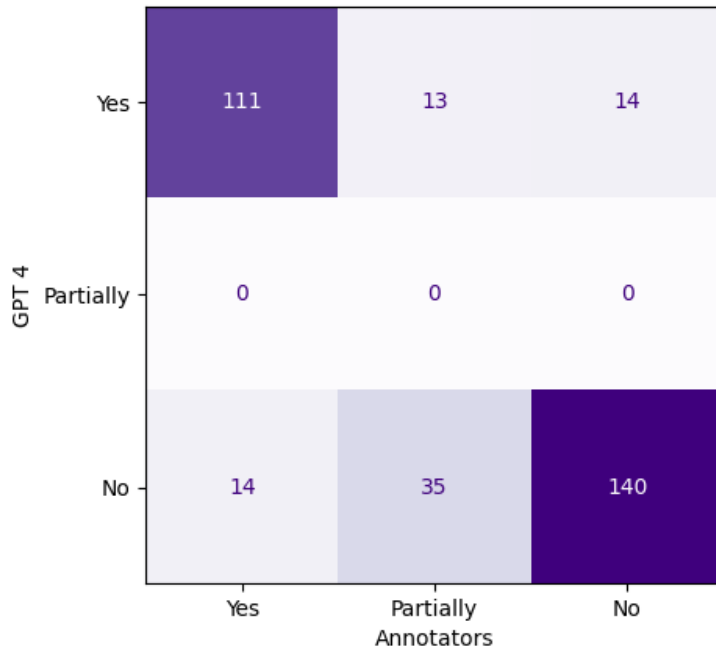


Figure 5: A Confusion Matrix for annotator agreement with GPT-4 for the Fact Omission task. The counts of agreement groups are shown in each cell – e.g. the number of examples where gpt-4 selected *No*, and annotators selected *Partially* is 35. The overall agreement was 80%. Note that while we give annotators three labels to choose from, MED-OMIT only uses a binary judgment (and excludes the "Partially" option). Therefore, we count annotators selecting "Partially" as correct if MED-OMIT selects "Yes". We believe work capturing the degree of omission would provide further insight.

Question	Exact Match	Cohen’s Kappa	Cohen’s Kappa (Linear)
Is Included?	82.35%	0.70,0.70,0.74	0.76,0.80,0.80
Is important?	78.43%	0.68,0.65,0.62	0.74,0.71,0.71

Question	Exact Match	Max Diff Mean	Max Diff σ
Supports how many diagnosis?	64.71%	0.78	1.29
Refutes how many diagnoses?	58.82%	1.84	2.80

Table 4: Inner-annotator agreement statistics for a separate dataset of 51 facts that were annotated by all three annotators.

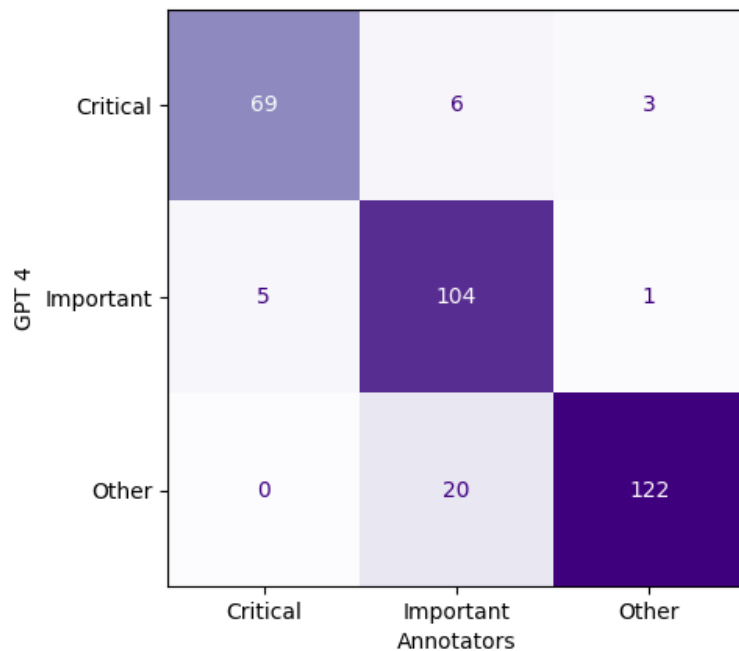


Figure 6: Confusion Matrix for annotator agreement with GPT-4 for the Fact Importance categorization task. The strict agreement is 89.4%.

Summ.	Metric	Comp. Metric	Comp. Mean	Omm. Weight		Omm. Count	
				Spear.	Pear.	Spear.	Pear.
gpt4	gpt4	rouge1	0.4495	0.002	0.001	-0.042	-0.016
gpt4	gpt4	rouge2	0.1929	0.016	-0.007	-0.046	-0.036
gpt4	gpt4	rougeL	0.2652	-0.067	-0.082	-0.148	-0.129
gpt4	gpt4	rougeLsum	0.3630	0.003	-0.041	-0.046	-0.057
gpt4	gpt4	bertscore-P	0.6684	-0.105	-0.038	-0.130	-0.043
gpt4	gpt4	bertscore-R	0.6368	0.055	0.027	0.061	0.058
gpt4	gpt4	bertscore-f1	0.6507	-0.044	-0.009	-0.061	0.000
gpt-3.5-t	gpt4	rouge1	0.3892	-0.273	-0.239	-0.279	-0.212
gpt-3.5-t	gpt4	rouge2	0.1566	-0.253	-0.270	-0.255	-0.252
gpt-3.5-t	gpt4	rougeL	0.2404	-0.301	-0.291	-0.314	-0.289
gpt-3.5-t	gpt4	rougeLsum	0.3329	-0.242	-0.220	-0.244	-0.200
gpt-3.5-t	gpt4	bertscore-P	0.6450	-0.333	-0.294	-0.338	-0.260
gpt-3.5-t	gpt4	bertscore-R	0.6127	-0.305	-0.246	-0.299	-0.259
gpt-3.5-t	gpt4	bertscore-f1	0.6270	-0.338	-0.299	-0.338	-0.281

Table 5: Full correlation results between the omission weight and count, and all Rouge and BertScore components. The values in bold are found to be significant with a two-sided test $p < 0.05$.

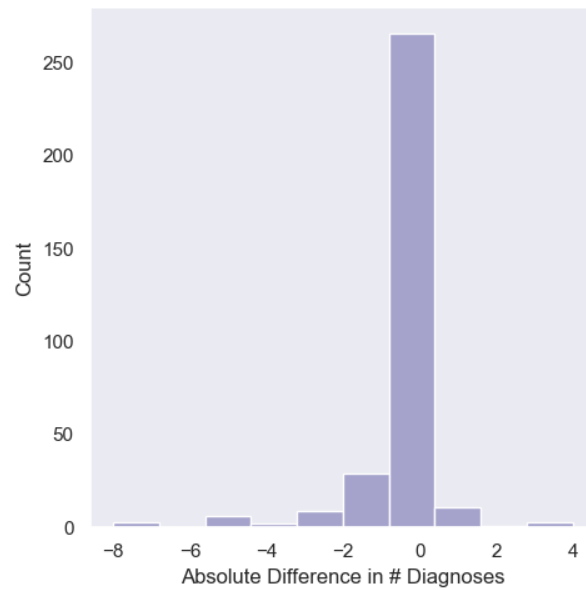


Figure 7: Distribution of absolute differences between number of diagnoses supported by each fact as determined by MED-OMIT and expert annotators.

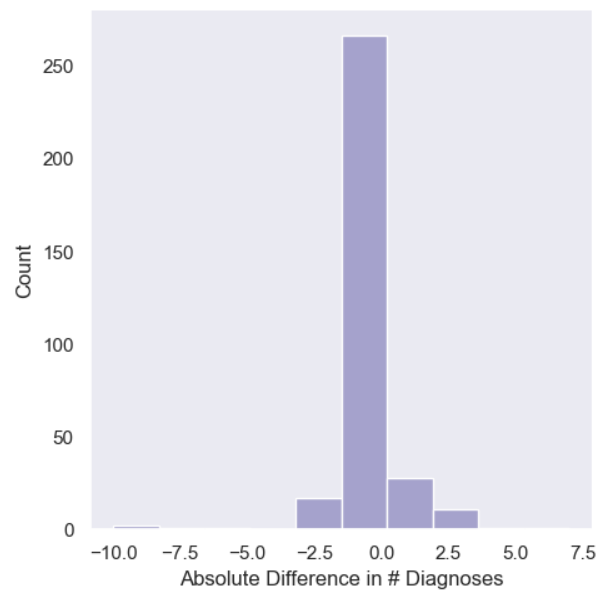


Figure 8: Refuting

Figure 9: Distribution of absolute differences between number of diagnoses refuted by each fact as determined by MED-OMIT and expert annotators.

Provider-Patient Chat

...

Provider: hi , stephanie . how are you ?

Patient: i'm doing okay . how are you ?

Provider: i'm doing okay . um , so i know the nurse talked to you about dax . i'd like to tell dax a little bit about you , okay ?

Patient: okay .

Provider: so , stephanie is a 49-year-old female with a past medical history significant for congestive heart failure , kidney stones and prior colonoscopy who presents today for an abnormal lab finding . so , stephanie , i called you in today because your hemoglobin is low . um , how have you been feeling ?

Patient: over the past couple of months , i've been really tired and dizzy . lately , i've been really just worn out , even just , you know , walking a mile or going to work , doing things that i've done in the past every day that have been relatively okay , and i have n't gotten tired . and now , i've been getting tired .

Provider: okay , yeah . i , you know , the nurse told me that you had called with these complaints . and i know that we have ordered some labs on you before the visit . and it did , it c- you know , your , your , your hemoglobin is your red blood cell count . and now , and that came back as a little low on the results , okay ? so , have you noticed any blood in your stools ?

Patient: uh , no , i have n't . i did about three years ago , um , and i did a colonoscopy for that , but nothing since then .

Provider: okay , yeah . i remember that , okay . and how about , you know , do your stools look dark or tarry or black or anything like that ?

Patient: no , nothing like that .

Provider: okay . and have you been , um , having any heavy menstrual bleeding or anything like that ?

Patient: no , not that i've noticed .

Provider: okay , all right . and any , have you passed out at all , or anything like that ? any weight loss ?

Patient: no , no weight loss or passing out . i have felt a bit dizzy , but it has n't l- led to me passing out at all .

Provider: okay . so , you endorse some dizziness . you endorse some fatigue . have you , but you have n't had any weight loss , loss of appetite , anything like that ?

Patient: no , nothing like that .

Provider: okay , all right . so , you know , let's talk a little bit about that colonoscopy . i know you had a colonoscopy about three years ago and that showed that you had some mild diverticuli- diverticulosis . um , no issues since then ?

Patient: nope , no issues since then .

Provider: okay , all right . and then i know that , uh , you know , you have this slightly reduced heart function , you know , your congestive heart failure . how have you been doing watching your salt intake ? i know that that's kind of been a struggle for you

Figure 10: Full chat for Figure 1, continued in Figure 11

Continued from 10

Patient: um , it's been more of a struggle recently . i've been traveling a lot . i went up to vermont , um , to go , um , explore the mountains . and along the way i stopped at , you know , mcdonald's and got two cheeseburgers . and so , i , i could be doing better . i've noticed some swelling in my , my legs . um , but nothing too extreme that where i thought i should call .

Provider: okay , all right . and any shortness of breath or problems lying flat at night , anything like that ?

Patient: no , nothing like that .

Provider: okay , all right . and then in terms of the kidney stones , i know that you had those a couple years ago , as well . any recent flare ups ? have you had any , any back pain , flank pain , anything like that ?

Patient: no , nothing like that .

Provider: okay . any blood in your urine that you've seen ?

Patient: no .

Provider: okay , all right . um , okay . well , i know that the nurse did a review of system sheet when you came in . and we've just talked a lot about your , your s- your symptoms , you know , your dizziness , your fatigue and that type of thing . anything else that i might have missed , fever chills , any nasal congestion , sore throat , cough ?

Patient: uh , i've had a little bit of nasal congestion just because with the seasons changing , i , i get seasonal allergies . but everything else has been okay ." ...

Figure 11: Full chat for Figure 1

```

1 Below is a medical encounter between a patient and a doctor done over chat .
2 ----
3 Medical Encounter
4 ----
5 {{dialogue}}
6 ----
7 Summary Instructions
8 ----
9 Provide a summary of the medical encounter between the doctor and the patient
10 .
11 Separate the note into separate sections, with divisions were inspired by the
12 SOAP standard.
13 -The "Subjective" includes items taken during verbal exam and typically
14 written in the form of chief complaint (CC), history of present illness (
15 HPI), and past social history
16 DO NOT INCLUDE THE FOLLOWING SECTIONS;
17 -You should not include any "Objective Exam" includes content from the
18 physical examination on the day of the visit
19 -You should not include any "Objective Results", which includes diagnostics
20 taken prior to the visit, including laboratory or imaging results
21 -You should not include any "Assessment and Plan", which includes the doctor's
22 diagnosis and planned tests and treatments
23
24 If there is no information for a section, please omit it.
25
26 Summary of Medical Encounter:

```

Prompt 1: Prompt for generating summary

Provider-Patient Chat

...

Provider: martha is a 50-year-old female with a past medical history significant for congestive heart failure , depression and hypertension who presents for her annual exam . so , martha , it's been a year since i've seen you . how are you doing ?

Patient: i'm doing well . i've been traveling a lot recently since things have , have gotten a bit lighter . and i got my , my vaccine , so i feel safer about traveling . i've been doing a lot of hiking . uh , went to washington last weekend to hike in northern cascades, like around the mount baker area .

Provider: nice . that's great . i'm glad to hear that you're staying active , you know . i , i just love this weather . i'm so happy the summer is over . i'm definitely more of a fall person .

Patient: yes , fall foliage is the best .

Provider: yeah . um , so tell me , how are you doing with the congestive heart failure ? how are you doing watching your diet ? i know we've talked about watching a low sodium diet . are you doing okay with that ?

Patient: i've been doing well with that . i resisted , as much , as i could , from the tater tots , you know , the soft pretzels , the salty foods that i , i love to eat . and i've been doing a really good job .

Provider: okay , all right . well , i'm glad to hear that . and you're taking your medication ?

Patient: yes .

Provider: okay , good . and any symptoms like chest pains , shortness of breath , any swelling in your legs ?

Patient: no , not that i've noticed .

Provider: okay , all right . and then in terms of your depression , i know that we tried to stay off of medication in the past because you're on medications for your other problems . how are you doing ? and i know that you enrolled into therapy . is that helping ? or-

Patient: yeah , it's been helping a lot . i've been going every week , um , for the past year since my last annual exam . and that's been really helpful for me. ...

Subjective (Prompt 1)

The patient, Martha, is a 50-year-old female with a history of congestive heart failure, depression, and hypertension. She presented for her annual exam and reported that she has been doing well overall. She has been traveling and hiking a lot recently, which indicates an active lifestyle. Regarding her congestive heart failure, she has been adhering to a low sodium diet and taking her medication regularly. She reported no symptoms such as chest pains, shortness of breath, or swelling in her legs. As for her depression, she has been attending therapy sessions weekly for the past year and reported that it has been helpful. She denied any feelings of wanting to harm herself or others. However, she admitted to forgetting to take her blood pressure medication occasionally, especially during stressful periods at work. She has been working long hours and late nights, which has been causing her stress and increasing her blood pressure.

Figure 12: Example Provider-Patient chat from ACI training set. We include the generated Subjective. Note that the chat and facts were truncated for length. We include the unique fact identifiers (F + NUMBER) for reference. For additional output, see Figure 13 and 14. All output was generated with GPT-4.

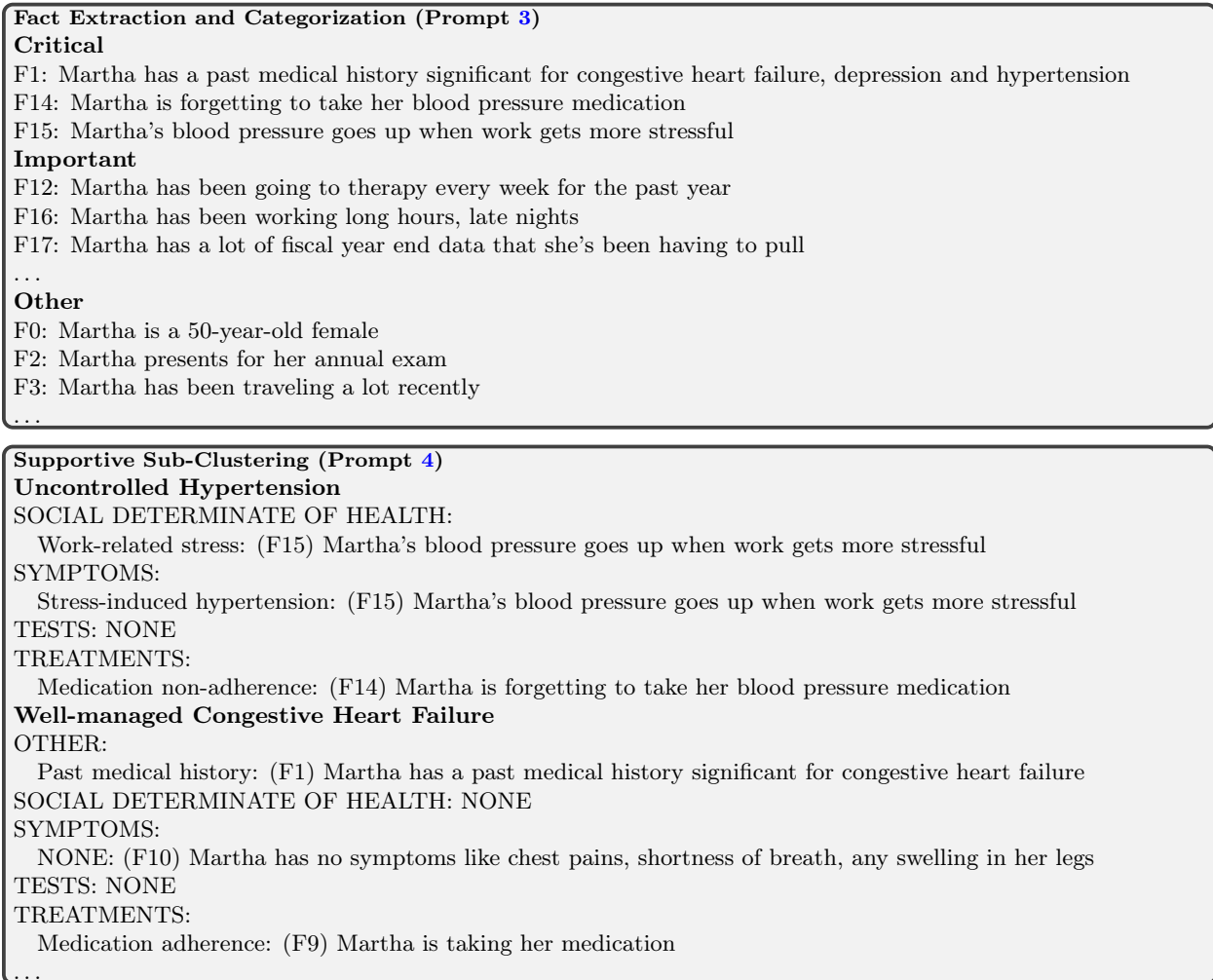


Figure 13: Following from Figure 12, the Supportive and the list and categorization of facts. Continued in Figure 14

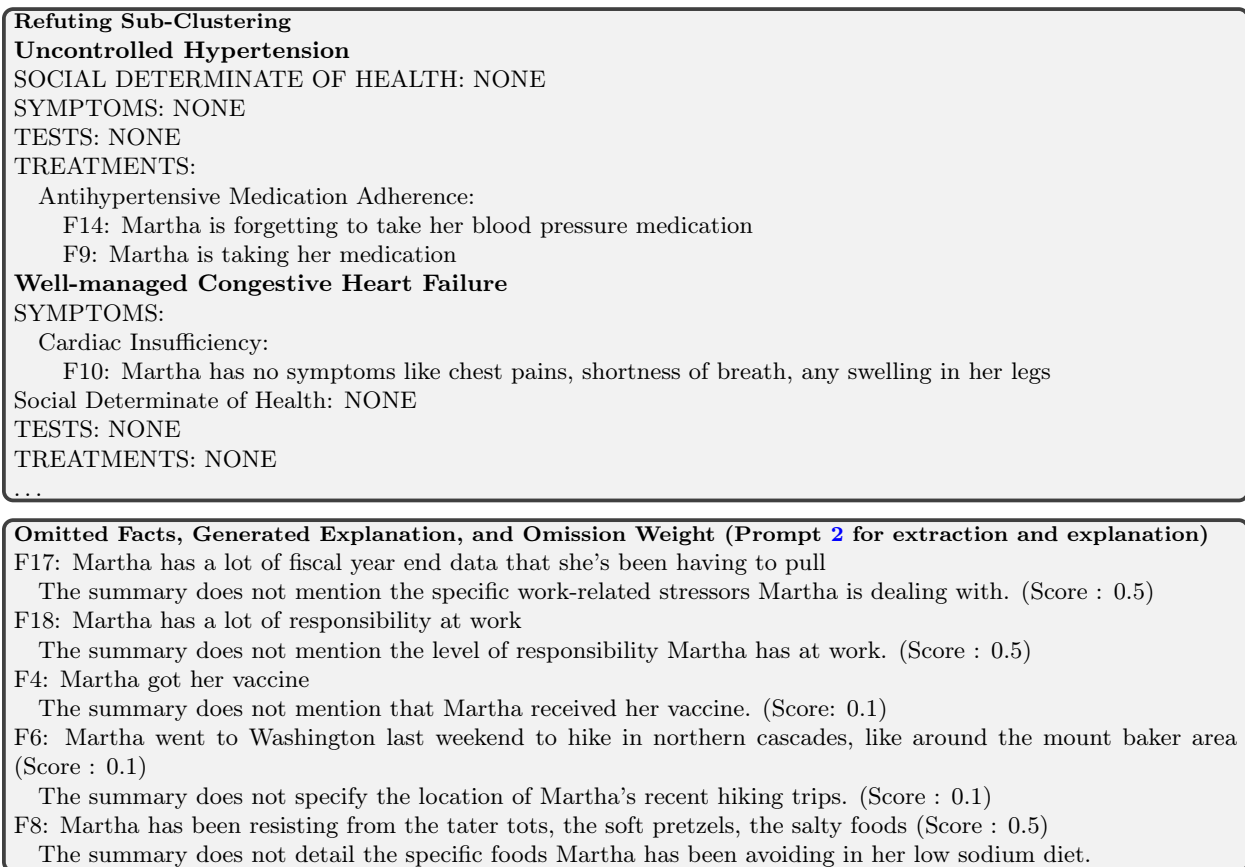


Figure 14: Following from Figure 12 and 13, the Refuting Sub-clustering, and the list of missing facts. Note that there are seemingly conflicting facts in the Refuting sub-clustering example. However, this represents exactly what was discussed in the chat. Initially, the patient says they are taking their medication, and later says they are forgetting their blood pressure medication specifically.

```
1 Instructions
2 -The following is a medical summary of a single medical encounter. In
   addition, there is a list of facts from that same encounter.
3 -Acting as a medical expert who is testing medical students on their
   thoroughness, which facts were omitted from the summary?
4 -For a fact to be an omission, relevant information from the fact must be
   omitted. The fact does not have to be written verbatim.
5 -Output the list of facts that were omitted, report the fact id, fact, and a
   short explanation.
6
7 --Begin Summary--
8 {{subjective}}
9 --End Summary--
10 --Begin Facts--
11 {{fact_list}}
12 --End Facts--
13
14 Are there any facts missing from the summary? Report the fact number, the
   fact, and an explanation for each.
15
16 The output should be in a json dictionary, with the following format;
17 {
18 "FACT_NUM" : ["FACT", "EXPLANATION"]
19 ...
20 }
21 If there are no missing facts, return an empty json dictionary.
22
23 Missing facts:
```

Prompt 2: Prompt for detecting fact omissions from summary

```

1 You are an expert medical data labeler. You will be provided with a
  differential diagnosis (DDx) for a patient case and a set of medical facts
  describing the patient. Your task is to group these facts into 3 groups:
  "critical", "important", and "other". "Critical" facts are absolutely
  critical in order to arrive at the DDx. If this fact is not present, the
  DDx would be greatly altered. "Important" facts are helpful in determining
  the DDx, and may or may not greatly affect the DDx. "Other" facts are
  facts that are neither "critical" nor "important".
2
3 ---Differential diagnosis (start)---
4 {{ddx}}
5 ---Differential diagnosis (end)---
6
7 ---Medical facts (start)---
8 {{facts}}
9 ---Medical facts (end)---
10
11 Given this information, produce a numbered, ranked list of unique grouped
  facts.
12 For each category, output the category name ("Category|[CATEGORY]\n")
  followed by the list of facts for that category each on its own line ("[
  Fact_Rank]|[Fact Num]|[Fact]").
13
14 Output:

```

Prompt 3: Prompt for assigning categories to each prompt


```
1 The following is a list of facts extracted from a medical encounter.
2
3
4 Your role is to select which positive fact(s) support each diagnosis.
5 Therefore, only report pertinent positives which support each diagnosis. Do
  not report supportive results that negate the diagnosis, or any other type
  of fact.
6
7
8 A fact can occur in multiple diagnoses.
9
10 The classifications should be in reference to this differential diagnosis;
11 {{ddx}}
12
13 Facts:
14 {{facts}}
15
16
17 Output the results in a json dictionary, such as;
18 {
19 "DIAGNOSIS 1" : {"FACT_NUM" : "EXPLANATIION" ...}
20 ...
21 }
22 If a diagnosis has no facts, output an empty array.
23
24 Clusters:
```

Prompt 4: Prompt for clustering supportive facts by diagnosis

```
1 The following is a patient-doctor dialogue.
2
3
4 {{dialogue}}
5
6 Consider the conversation in the frame of a SOAP medical note framework.
7 We want to include all dialogue lines that contain information that might be
   relevant to the subjective.
8 This includes;
9 -Chief Complaint
10 -History of Present Illness
11 --This includes questions about the patient's current health status.
12 -Past medical history
13 --The includes any discussion of previously diagnosed medical issues.
14 This does not include;
15 -Physical exam
16 -Laboratory Results
17 -New diagnoses made by the provider in this conversation
18 -Assessment or care plan
19 Return the last line of the conversation that collects this information.
20
21 The conversation begins with line number 0.
22 Output the entire relevant line in a valid json dictionary formatted as
   follows;
23 {
24 [LINE_NUM] : [MSG]
25 }
26 Where [LINE_NUM] is a valid integer, and [MSG] is the relevant message.
27
28
29 Output:
```

Prompt 5: Prompt for truncating dialogue