

# TransformCode: A Contrastive Learning Framework for Code Embedding via Subtree transformation

Zixiang Xian, Rubing Huang, Dave Towey, Chunrong Fang, Zhenyu Chen

**Abstract**—Large-scale language models have made great progress in the field of software engineering in recent years. They can be used for many code-related tasks such as code clone detection, code-to-code search, and method name prediction. However, these large-scale language models based on each code token have several drawbacks: They are usually large in scale, heavily dependent on labels, and require a lot of computing power and time to fine-tune new datasets. Furthermore, code embedding should be performed on the entire code snippet rather than encoding each code token. The main reason for this is that encoding each code token would cause model parameter inflation, resulting in a lot of parameters storing information that we are not very concerned about. In this paper, we propose a novel framework, called TransformCode, that learns about code embeddings in a contrastive learning manner. The framework uses the Transformer encoder as an integral part of the model. We also introduce a novel data augmentation technique called abstract syntax tree transformation: This technique applies syntactic and semantic transformations to the original code snippets to generate more diverse and robust anchor samples. Our proposed framework is both flexible and adaptable: It can be easily extended to other downstream tasks that require code representation such as code clone detection and classification. The framework is also very efficient and scalable: It does not require a large model or a large amount of training data, and can support any programming language. Finally, our framework is not limited to unsupervised learning, but can also be applied to some supervised learning tasks by incorporating task-specific labels or objectives. To explore the effectiveness of our framework, we conducted extensive experiments on different software engineering tasks using different programming languages and multiple datasets. The results show that our framework can achieve competitive or superior performance compared with the state-of-the-art methods.

**Index Terms**—Code Embedding, Transformer, Abstract Syntax Tree, Contrastive Learning

## I. INTRODUCTION

The field of natural language processing has been transformed by large-scale language models (LLMs) that rely on unsupervised learning. These models rely on Transformer architectures that use self-attention mechanisms to capture global dependencies between inputs and outputs. The Transformer and the self-attention mechanisms were proposed by

Vaswani et al. [24]. The Transformer has both an encoder and a decoder. The Transformer encoder is used by Bert [39], a model developed by Google that can perform various natural language understanding tasks. The Transformer decoder is used by GPT-1 [36], GPT-2 [37], and GPT-3 [38], a series of models created by OpenAI that can generate natural language for different purposes.

Software engineering (SE) depends on natural language understanding to some extent, since source code can be considered as a special form of natural language with a strict structure. Therefore, LLMs, or Transformers, have been used to address various SE tasks, such as code intelligence [40], sentiment analysis [41], code summarization [18, 19, 20, 21, 42], and vulnerability detection [22, 23]. Studies have shown the impressive capability of Transformers for mapping and generating natural language and source code. They have also introduced some novel and improved methods, such as incorporating code structure information, integrating multiple models, compressing models, and combining other features. LLMs are capable of performing various SE tasks, but they also require huge GPU resources and high-quality datasets for fine-tuning, due to their massive numbers of parameters. They are usually trained on large-scale datasets and then fine-tuned by aligning with human feedback using reinforcement learning [56]. However, in many cases, it may be preferable to use unsupervised or self-supervised learning to train a smaller model directly on our own dataset, without depending on too many other resources.

This paper proposes a novel framework for learning code embeddings from arbitrary datasets, which can be leveraged for various SE tasks. **To the best of our knowledge, this is the first work that applies contrastive learning to code embeddings by comparing the original abstract syntax tree (AST) of the code with its transformed version.**

Our proposed framework builds upon the idea of **Momentum Contrast (MoCo)** [32, 33] to learn powerful and robust representations from unlabeled data. MoCo is a self-supervised learning algorithm that leverages contrastive learning to maximize the similarity between an encoded query and a positive key; while minimizing the similarity with negative keys. A positive key is a representation of the same input as the query, but with different augmentations or transformations; a negative key is a representation of a different input from the query. MoCo constructs a dynamic and consistent dictionary of keys using a queue and a momentum-updated encoder, which enables effective contrastive learning with a large and diverse set of negative samples. Our framework enhances MoCo by incorporating additional features of transformed

Zixiang Xian and Rubing Huang are with the School of Computer Science and Engineering, Macau University of Science and Technology, Taipa, Macau 999078, China. E-mail: 3220001352@student.must.edu.mo, rbhuang@must.edu.mo.

Dave Towey is with the School of Computer Science, University of Nottingham Ningbo China, Ningbo, Zhejiang 315100, China. E-mail: dave.towey@nottingham.edu.cn.

Chunrong Fang and Zhenyu Chen are with the State Key Laboratory for Novel Software Technology, Nanjing University, Nanjing 210093, China. E-mail: {fangchunrong, zychen}@nju.edu.cn.

code that improve the quality and efficiency of the learned representations. Moreover, we also combine contrastive loss with supervised labels for supervised learning tasks.

Our main contributions to this paper are as follows:

- We leverage the idea of a **MoCo** contrastive learning framework and customize a **transformer encoder** as our main model to learn code embeddings from large-scale unlabeled code datasets.
- We apply **normalization** to our code, and design various **code transformation methods** to generate anchor samples for contrastive learning — anchor samples are semantically equivalent to the original code, but with different syntactic forms or structures. Our code transformation methods have been made publicly available<sup>1</sup>.
- To demonstrate the superiority of our proposed framework over fine-tuning pre-trained models for learning code-snippet embeddings, we employ a visualization technique that reveals the attention weights assigned by our model to different tokens in the code. Furthermore, we train our own tokenizers for each of our datasets, rather than relying on generic or domain-specific ones. This enables us to handle the diversity and specificity of code snippets in various programming languages and tasks. Our method is applicable to any custom dataset without requiring large amounts of GPU power, making it practical and scalable for real-world scenarios.
- Our proposed framework can achieve good performance on both unsupervised and supervised SE tasks. We conducted extensive experiments to prove its effectiveness on SE tasks.

Our proposed framework has several advantages over existing methods for learning code representation. First, our framework is highly flexible and adaptable, as it can handle various downstream tasks that need code representation, such as code clone detection and classification. Second, our framework is very efficient and scalable, as it can work with any programming language without requiring a large model or a large amount of training data. Our framework uses a self-attention mechanism that can dynamically adjust the importance of different nodes and edges in the code graph, and a contrastive learning objective that can learn from unlabeled code snippets. Finally, our framework is not restricted to unsupervised learning, but can also be used for some supervised learning tasks: This can be achieved by integrating task-specific labels or objectives. To validate our framework, we conducted comprehensive experiments on different SE tasks, with different programming languages, and multiple datasets. The results confirm that our framework can achieve comparable or better performance than the state-of-the-art methods, and can adapt well to different domains and languages.

The rest of this paper is organized as follows: Section II reviews the related work and background about source code embedding. Section IV describes the process of transforming code snippets into ASTs that can be used as input for our models. Section V presents our unsupervised learning framework

for code embedding, and explains how it employs contrastive learning to learn meaningful representations. Section VI reports the results of our experiments on both supervised and unsupervised learning for several SE tasks, and compares our framework with other unsupervised code embedding methods, showing its superior performance and effectiveness. Finally, Section VII summarizes our contributions and outlines possible directions for future work.

## II. RELATED WORK

Code representation learning and code clone detection are two active SE research areas. Code representation learning aims to learn meaningful and expressive features of source code that can be used for various tasks, including code clone detection. Code clone detection [2, 14, 15, 16] aims to identify similar or identical code fragments that may indicate redundancy, plagiarism, or inconsistency.

A common approach for extracting code features is to use Term Frequency-Inverse Document Frequency (TF-IDF), which measures the importance of each word in a document based on its frequency. These features can then be fed into discriminative models such as Support Vector Machines (SVMs) [55] or Extreme Gradient Boosting (XGBoost) [58], which learn to classify or predict labels from the data. However, this method has a major limitation: It does not account for the syntax and semantics of programming languages, which are essential for understanding code.

To overcome this challenge, researchers have explored various deep learning methods that can learn more expressive and meaningful representations of code. Most of these methods are based on unsupervised learning or self-supervised learning, neither of which require any labeled data. Self-supervised learning can be seen as a special case of unsupervised learning, where the labels are generated directly from the data, such as by masking some words or predicting the next word in a sequence. These methods can leverage large amounts of unlabeled code data and learn from the inherent structure and patterns of code. One way to treat code as natural language is to split it into tokens and train a language model like BERT using Masked Language Modeling (MLM) and Next Sentence Prediction (NSP) [39], which is the idea behind CodeBERT [44]. However, this approach may not capture the semantics and structure of the code, which are crucial for code understanding and analysis. To address this issue, Guo et al. proposed GraphCodeBERT [43], which incorporates the data flow of the program into the model, allowing it to learn from both the lexical and syntactic information of the code. GraphCodeBERT and CodeBERT are well-known BERT-based models for code embedding in self-supervised learning. Another approach for code representation learning is to use ASTs as the input for deep neural networks that can capture the hierarchical structure and semantics of the source code. One advantage of using ASTs to represent code snippets is that they can be constructed even when the code contains some errors and cannot be executed. However, this also means that ASTs do not capture the control flow or data flow of the program, which are also important for

<sup>1</sup>The repository is <https://github.com/iamfaith/TransformCode>.

understanding its behavior and functionality. Some methods have been proposed to learn code embeddings from ASTs by decomposing them into smaller units, such as path contexts or flattened subtrees that correspond to different syntactic or semantic aspects of the code. Examples of these methods include Code2vec [28], Code2seq [29], and ASTNN [11]. Fang et al. [15] proposed a joint code representation that fuses AST embeddings with control flow graph embeddings and data flow graph embeddings, using different fusion techniques such as concatenation, attention, and gated fusion. Several models have been proposed to learn code representations from ASTs using contrastive learning, which is a self-supervised technique that learns to distinguish between functionally equivalent and non-equivalent code snippets. For example, HELoC [45] uses a hierarchical contrastive loss to predict the AST node level and learn the structural relationships between nodes. InferCode [14] uses a contrastive loss to align the representations of code snippets that share the same functionality across different programming languages. ContraCode [46] uses a contrastive loss to retrieve syntactically different but functionally equivalent variants of a program generated by automated source-to-source compilers [46].

### III. MOTIVATION

Our framework is inspired by contrastive learning with images, which trains image data with their semantically equivalent, but visually different, versions. Similarly, we transform code while maintaining its semantics, and use the original and transformed code as positive pairs for contrastive learning. Furthermore, we designed our framework to be language-independent, so that it could be applied to any programming language. To achieve this, we manipulated the ASTs to perform code transformation. Most pre-trained code embedding models are trained at the token level, which results in more parameters and difficulty in fine-tuning to adapt to new datasets. Our framework aims to address this problem by learning code embeddings at the entire code-snippet level, thus reducing the model complexity and resource requirements.

In contrast to existing methods, our approach has several novel aspects that make it more effective and efficient for code representation learning.

- 1) We normalize all variables in the code ASTs to eliminate the influence of variable naming on model learning. This enhances the generalizability of the model.
- 2) We adopt a MoCo-based contrastive learning method [32, 33] to learn code embedding from unsupervised data. This makes use of a large, consistent dictionary to encode the query and key embeddings.
- 3) We perform data augmentation by transforming the ASTs. This can generate diverse, semantically equivalent code variants for contrastive learning. The transformed ASTs can also serve as augmented data for other supervised learning tasks as in the experiment VI-B3.
- 4) We can reduce the learning cost of the model by extracting the critical path of the AST, which contains the most important nodes for code functionality. This makes it possible to use encoders with fewer parameters, which

can increase the inference speed and reduce memory consumption.

- 5) Our model employs relative-position encoding and a Multi-layer Projection (MLP) projection head [33], which can enhance the representation power and capture the structural information of the code.

### IV. CODE CONVERSION TO ABSTRACT SYNTAX TREE

Code differs from natural language in that it has a rigid and precise syntax, with rules that must be obeyed. Treating code as if it were a natural language would require significantly more effort to learn the structure and semantics. Data flow analysis and control flow analysis are useful for extracting the structure and semantics of code, but they are usually specific to a certain programming language or SE task. We, therefore, choose to preprocess the code by converting it into ASTs, preserving both the syntactic structure and the semantic content. We used tree-sitter<sup>2</sup>, which can incrementally parse source files and generate ASTs, even when there are syntax errors in the code. Because tree-sitter supports multiple programming languages, our model is also language-independent.

#### A. Code Normalization

Data normalization is a common technique in deep learning that aims to reduce the influence of data distribution on model performance. For example, image normalization can help convolutional neural networks to learn features more effectively. Similarly, code normalization can also improve the quality of code embeddings by eliminating the impact of variable names (which do not impact on the code semantics). In this paper, we propose a two-step code normalization method that consists of the following operations:

- Removing all comments in the code (both line and block comments): They do not affect the code execution or functionality.
- Renaming all variables in the code (including global variables), to a standard format that starts with var and ends with a number (var1, var2, var3, ...) This ensures that the code embeddings are not biased by different naming conventions or styles.

Fig.1 shows a comparison of code before and after normalization.

#### B. Abstract Syntax Tree transformation

Unsupervised representation learning is a challenging task that aims to learn meaningful and generalizable features from unlabeled data. Contrastive learning is a popular technique for this task, especially in computer vision, where it leverages data augmentation to create positive and negative pairs of samples. The idea is to train a model that can learn embeddings that are close together for positive pairs (similar samples) and far apart for negative pairs (dissimilar samples). In this paper, we extend this idea to code representation learning, where we use ASTs as the input. ASTs are tree structures that capture the

<sup>2</sup>tree-sitter available at: <https://tree-sitter.github.io/>.

```

class Compare {
    int max; // save the maximum
    public int getMax(int a, int b)
    {
        if (a > b) {
            this.max = a;
            return a;
        }
        else {
            this.max = b;
            return b;
        }
    }
}

```

```

class Compare {
    int var1;
    public int getMax(int var2, int var3)
    {
        if (var2 > var3) {
            var4.var1 = var2;
            return var2;
        }
        else {
            var4.var1 = var3;
            return var3;
        }
    }
}

```

(a) Before Normalization

(b) After Normalization

Fig. 1. An example of code normalization.

syntactic and semantic information of the code. We perform data augmentation on the ASTs by applying transformations, such as swapping, inserting, or deleting nodes, to create new ASTs, called **anchor ASTs**. These anchors are similar to the original ASTs in terms of functionality, but different in terms of syntax. Our model learns the parameters for code embeddings using contrastive learning — the original and anchor ASTs are close together in the embedding space, but different ASTs are far apart. We show (in Section VI-B2) that our method can learn robust and discriminative code embeddings that outperform existing methods on several code analysis tasks.

Producing anchor ASTs involves modifying the code syntax without changing its semantics. This transformation can be used to create diverse and realistic code samples for contrastive learning. However, different programming languages may have

```

class Compare {
    public void test() {
        int a = 10;
        int b = 20;
    }
}

```

```

class Compare {
    public void test() {
        int b = 20;
        int a = 10;
    }
}

```

(a) Before PermuteDeclaration

(b) After PermuteDeclaration

Fig. 2. An example of PermuteDeclaration.

```

class Compare {
    void bubbleSort(int arr[], int n) {
        for (j = 0; j < n-1; j++)
            if (arr[j] > arr[j+1])
                swap(&arr[j], &arr[j+1]);
        // part of code
    }
}

```

```

class Compare {
    void bubbleSort(int arr[], int n) {
        for (j = 0; n-i-1 > j; j++)
            if (arr[1+j] < arr[j])
                swap(&arr[j], &arr[1+j]);
        // part of code
    }
}

```

(a) Before SwapCondition

(b) After SwapCondition

Fig. 3. An example of SwapCondition.

```

class Compare {
    void test() {
        int i = 0, j = 0;
        i += 2 + 10;
        j ++;
        i = i + j;
    }
}

```

```

class Compare {
    void test() {
        int i = 0, j = 0;
        i=i+2 + 10;
        j+=1;
        i+=j
    }
}

```

(a) Before ArithmeticTransform

(b) After ArithmeticTransform

Fig. 4. An example of ArithmeticTransform.

different syntax rules and features, which may require different transformation methods. In this paper, we propose a set of common code transformation methods that can be applied to most programming languages, while preserving their semantics. Although some specific programming languages may have certain semantics-preserving transformation methods that are unique to their syntax, in this paper, we focus on the common transformation methods that are sufficient for our contrastive learning framework. We obtain the anchor ASTs through a combination of the following transformation methods:

- 1) **PermuteDeclaration**, as shown in Fig. 2, switches the order of variable declaration statements.
- 2) **SwapCondition**, as shown in Fig. 3, swaps the two operands of the binary operator, keeping the semantics unchanged, like  $a > b$  becomes  $b < a$  and  $1 + j$  changes into  $j + 1$ .
- 3) **ArithmeticTransform**, as shown in Fig. 4, converts arithmetic operations into different forms.
- 4) **WhileForExchange**, as shown in Fig. 5, converts *while* statements into *for* statements.
- 5) **AddDummyStatement**, as shown in Fig. 6, adds dead code to a random selection of statements, but does not change the code semantics.
- 6) **AddTryCatch**, as shown in Fig. 7, adds *try-catch* statements to a random selection of statements, but does not change the code semantics.
- 7) **PermuteStatement** is similar to **PermuteDeclaration**, but exchanges randomly selected statements. Only a small percentage of statements are selected.

```

int j = 0;
while (j < i)
{
    ...
    j++;
}

```

```

for (int j = 0; j < i; j++)
{
    ...
}

```

(a) Before While statement

(b) After For statement

Fig. 5. An example of WhileForExchange.

```
class Compare {
    void bubbleSort(int arr[], int n)
    {
        int i, j;
        for (i = 0; i < n-1; i++)
            for (j = 0; j < n-i-1; j++)
                if (arr[j] > arr[j+1])
                    swap(&arr[j], &arr[j+1]);
    }
}
```

(a) Before AddDummyStatement

```
class Compare {
    void bubbleSort(int arr[], int n)
    {
        int i, j;
        for (i = 0; i < n-1; i++)
            for (j = 0; j < n-i-1; j++)
                if (arr[j] > arr[j+1])
                    swap(&arr[j], &arr[j+1]);
        if (2 > 1) { System.out.println("Dummy"); }
    }
}
```

(b) After AddDummyStatement

Fig. 6. An example of AddDummyStatement.

```
class Compare {
    void test() {
        int i = 0, j = 0;
        i += 2 + 10;
        j ++;
    }
}
```

(a) Before AddTryCatch

```
class Compare {
    void test() {
        int i = 0, j = 0;
        try {
            i += 2 + 10;
        } catch (Exception ex) {
            ex.printStackTrace();
        }
        try {
            j ++;
        } catch (Exception ex) {
            ex.printStackTrace();
        }
    }
}
```

(b) After AddTryCatch

Fig. 7. An example of AddTryCatch.

### C. Abstract Syntax Tree Extraction

In order to identify the critical execution paths from the original and anchor ASTs, we use a set of rules that traverse the ASTs in a depth-first manner, and prune nodes that do not contribute to the syntactic or semantic meaning of the code. This process results in a simplified and streamlined AST that captures the essential logic of the code. We then obtain a sequence of tokens by concatenating them in the order of their appearance in the depth-first traversal of the simplified AST.

Fig. 8 shows a Java implementation of the Bubble Sort algorithm [76]. Extraction of the AST tokens from the Bubble Sort program can be done as described in the previous paragraph. The expressions and statements in Fig. 8 can be simplified by removing unnecessary parentheses, etc. Fig. 9 shows the simplified AST tokens obtained from the Java program in Fig. 8: The tokens capture the main logic of the sorting procedure, such as the nested loops, the comparison and swapping of array elements, and the assignment of variables.

To make the model more robust and generalizable, a normalization step is applied before extracting the AST tokens. The normalization step replaces all variable names with generic placeholders ('var1', 'var2', etc.). This allows the model to focus on the syntactic and semantic features of the code, rather than the specific naming choices of the programmer. Normalization takes place in both the training and inference

```
static void bubbleSort(int[] arr) {
    int n = arr.length;
    int temp = 0;
    for(int i=0; i < n; i++) {
        for(int j=1; j < (n-i); j++) {
            if(arr[j-1] > arr[j]){
                // swap elements
                temp = arr[j-1];
                arr[j-1] = arr[j];
                arr[j] = temp;
            }
        }
    }
}
```

Fig. 8. A Java implementation of the Bubble Sort algorithm.

```
'n', '=', 'arr.length', 'temp', '=',
'0', 'for', 'i', '<', 'n', 'i',
'++', 'i', '=', '0', 'for', 'j',
'<', 'j', '++', 'j', '=', '1',
'if', 'n', '-', 'i', 'arr[j-1]',
'>', 'arr[j]', 'temp', '=',
'arr[j-1]', 'arr[j-1]', '=',
'arr[j]', 'arr[j]', '=', 'temp'
```

Fig. 9. Simplified AST tokens after extraction without normalization.

```
'var2', '=', 'var1.var5', 'var3', '=',
'0', 'for', 'var4', '<', 'var2',
'var4', '++', 'var4', '=', '0', 'for',
'var6', '<', 'var6', '++', 'var6',
'=', '1', 'if', 'var2', '-', 'var4',
'var1[var6-1]', '>', 'var1[var6]',
'var3', '=', 'var1[var6-1]',
'var1[var6-1]', '=', 'var1[var6]',
'var1[var6]', '=', 'var3'
```

Fig. 10. Simplified AST tokens after extraction with normalization.

phases, before the AST extraction. Fig. 10 shows an example of the simplified AST tokens after normalization. The tokens do not require any special tokens to indicate the start or end of the sequence and can be directly fed into the model as input.

## V. PROPOSED FRAMEWORK: TRANSFORMCODE

Self-supervised learning is a branch of unsupervised learning that does not require any human-annotated labels or supervision. Instead, self-supervised learning models can generate their own labels or pseudo-labels from the data itself, and use them to learn useful representations or features. We propose an unsupervised framework for code embedding inspired by MoCo [32, 33], a well-known contrastive learning framework in computer vision. MoCo can learn to represent images as vectors such that similar images are close together and dissimilar images are far apart.

We propose a novel framework called TransformCode that operates as shown in Fig. 11: We build a queue of code

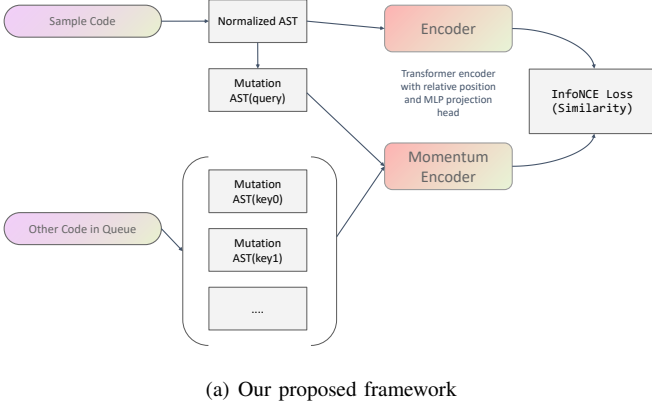


Fig. 11. Our proposed framework for unsupervised learning of code embedding.

snippets, each with a key that is derived from encoding its AST using the Transformer encoder. For a given query code snippet, we encode its AST and its mutated AST (a positive anchor sample) into two vectors using the current encoder and the momentum encoder, respectively. We use InfoNCE loss [34], which is a type of contrastive loss function for self-supervised learning, to measure the common information in the query, the positive key and the remain key vectors. InfoNCE loss is defined Eq. (1):

$$\mathcal{L}_{q,k^+,\{k^-\}} = -\log \frac{\exp(q \cdot k^+/\tau)}{\exp(q \cdot k^+/\tau) + \sum_{k^-} \exp(q \cdot k^-/\tau)}, \quad (1)$$

where  $q$  is a query code representation;  $k^+$  is a code representation of the positive key sample (anchor sample);  $k^-$  are representations of the negative key samples (dissimilar samples); and  $\tau$  is a temperature parameter that controls the softness of the softmax function. InfoNCE loss aims to maximize the likelihood of the positive pair relative to the negative pairs, which is equivalent to maximizing the lower bound of the mutual information between  $q$  and  $k^+$ . For more details, please refer to [34]. It should be noted that the query sample should be normalized, and the positive key and negative key samples should be normalized and transformed. By minimizing InfoNCE loss, the query and anchor samples are brought closer together in the learning representation space, and the negative keys are pushed further apart.

#### A. Model Architecture

We adopt the transformer encoder as our encoder [24], but replace the sinusoidal position encoding with relative position encoding [31], as defined in Eq. (2).

$$e_{ij} = \frac{x_i W^Q (x_j W^K)^T + x_i W^Q (a_{ij}^K)^T}{\sqrt{d_z}}, \quad (2)$$

where  $a_{ij}$  is the edge between the input elements  $x_i$  and  $x_j$ . More details can be found in the work by Shaw et al. [31]

Position encoding enables the model to distinguish between identical words in different positions and to produce position-aware representations. This also helps the model to better capture the relative position structure of the code. A simplified

AST is used (Section IV-C), which enables our model to capture more syntactic and semantic information about the code. Similar to MoCoV2, we added an MLP projection head to the final layer of the model [33], which also improves the performance. We discuss the effects of using position encoding and MLP projection heads in the ablation experiment in Section VI-B1.

#### B. Limitations of Pre-trained Models

Recent advances in open-source pre-trained LLMs and parameter-efficient fine-tuning (PEFT) methods, such as LoRA [47], have made it possible to fine-tune LLMs for downstream tasks. However, these methods still face some limitations when applied to code embedding. For instance, most pre-trained LLMs like CodeBERT use special tokens, such as  $\langle s \rangle$  and  $\langle /s \rangle$ , to mark the start and end of sentences. This causes the model to pay more attention to these tokens than to the actual code content, even after extracting the streamlined AST paths using our method. As we will show in Section VI-B2, this results in a suboptimal performance of the fine-tuned CodeBERT model for code clone detection. To overcome this issue, we propose a novel method that does not require any pre-trained model or special tokens, but trains a new model from scratch using our extracted AST paths. Our method can capture the semantic structure and logic of the code more effectively, as illustrated by the attention weights in Fig. 12 — the different colors in the figure represent different attention heads (the model has 12); and the darker shades indicate higher attention weights. Fig. 12 shows that our method distributes the attention more evenly, and focuses on the relevant parts of the code, such as the if-else branches.

We will demonstrate, in Section VI-B1, that our method has several advantages over the existing pre-trained code representation model, CodeBERT. Firstly, our method converges faster and achieves better results than the fine-tuned CodeBERT model for code embedding. Secondly, our method uses a smaller model architecture than CodeBERT, which reduces the number of parameters and the computational costs: Specifically, our proposed model has either two or four layers with 1024 or 768 hidden sizes, while CodeBERT has 12 layers with 768 hidden sizes. This means that training our proposed model requires less GPU memory and power consumption. Thirdly, our method adopts a different training objective than the traditional pre-trained language model: We do not use masked language models (MLMs) or next sentence prediction (NSP) to learn token-level representations, which may not capture the global semantics of the code. Instead, it is more effective when contrastive learning is applied to the whole representation of the code snippets: This can better preserve the functionality and structure of the code. We believe that our method is a novel and effective way to learn code vector spaces from unlabeled data.

#### C. Tokenizer

Tokenization is an essential step in natural language processing, as it allows the model to break down the input text into smaller units that can be processed more efficiently. For code



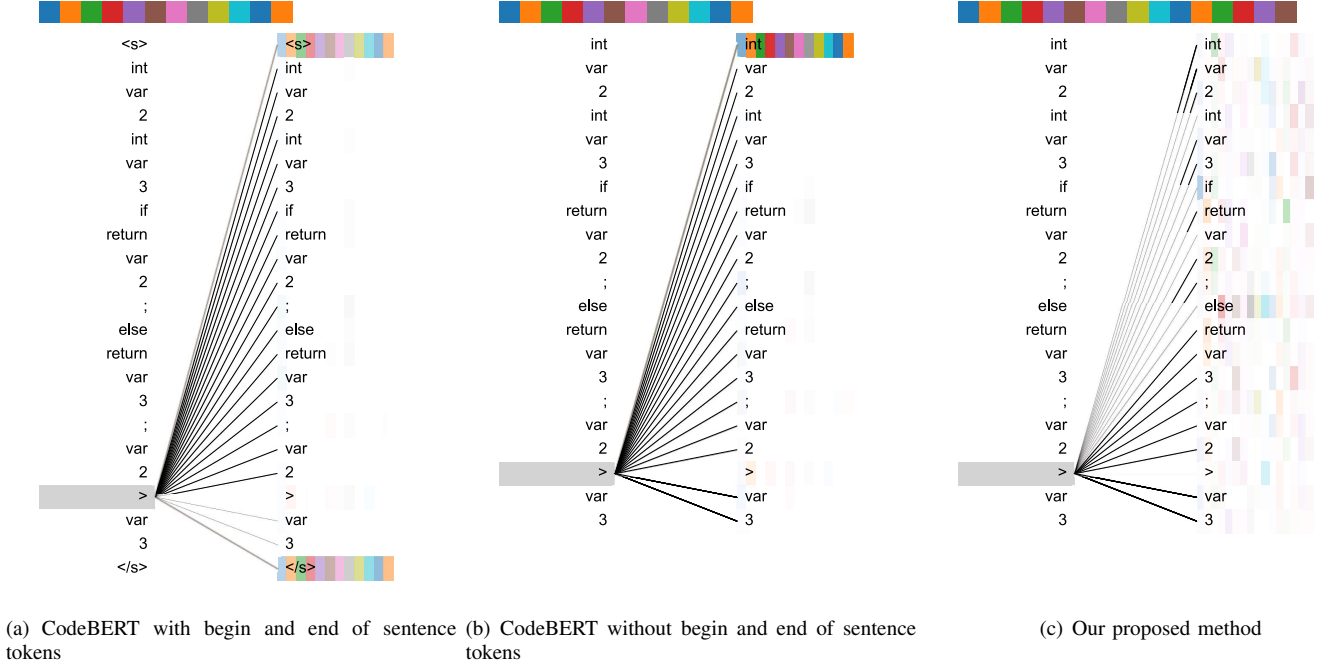


Fig. 12. Comparisons between our proposed method and fine-tuning pre-trained CodeBERT using Bertviz [52].

embedding, which aims to learn meaningful representations of the source code, tokenization is also a crucial step, as it determines how the code is split into tokens that capture its syntactic and semantic features. There are three main types of tokenization methods: word-based; character-based; and subword-based.

Word-based tokenization relies on splitting the text by whitespace and punctuation, which may result in a large vocabulary size due to the diversity and complexity of natural language and code. Furthermore, word-based tokenization cannot handle out-of-vocabulary (OOV) words, or learn the relationships between different words.

Character-based tokenization treats each character as a token, thus avoiding the problem of OOV words. However, this also leads to a very long sequence of tokens that may be difficult for the model to learn from. Character-based tokenization may also lose some information at the word level, such as the morphology and semantics. Therefore, subword-based tokenization, because it combines the advantages of word-based and character-based tokenization, is the most popular choice in current pre-training models

Subword-based tokenization splits the text into smaller units (morphemes) that are frequent and meaningful, such as prefixes, suffixes, and stems. Some common subword-based tokenization algorithms are: Byte-Pair Encoding (BPE) [48]; WordPiece [39, 49]; and Unigram [50]. CodeBERT [44], a pre-trained model for code understanding and generation, adopts the same model architecture and tokenization method as RoBERTa [57], which is a state-of-the-art natural language understanding model based on BERT [39]. BPE is a data-driven algorithm that iteratively merges the most frequent pairs of characters or subwords until a predefined vocabulary size

is reached. However, RoBERTa’s BPE vocabulary contains many non-ASCII characters that are not related to the code, which may negatively impact on the model’s performance and efficiency. We, therefore, use WordPiece to train our own tokenizer on a large-scale code dataset. WordPiece is similar to BPE, but instead of merging the most frequent pairs of subwords, it merges the pairs that maximize the likelihood of a language model trained on the data. WordPiece thus considers the linguistic information of the data, and may produce more meaningful subwords. We hypothesize that WordPiece tokenization may be more suitable for tasks that require code embedding, as it can better capture the syntax and semantics of the code. To verify our hypothesis, we conducted experiments on several code-related tasks and compared our WordPiece tokenizer with the original CodeBERT tokenizer. We found that our WordPiece vocabulary had less than 20,000 subwords, which is far fewer than CodeBERT’s vocabulary of more than 50,000. This reduces the computational cost and memory usage of the model. We also observed that our model converged faster, and achieved more stable results than CodeBERT on most tasks, which demonstrates the effectiveness of our WordPiece tokenizer for code embedding.

## VI. EXPERIMENTS

### A. Evaluation Metrics and Training

Code clone detection is a classification task that involves determining whether or not two code fragments are the same. To evaluate the performance of code clone detection, we use the following metrics that are commonly used in classification tasks ( $TP$  represents true positives;  $TN$ , true negatives;  $FP$ , false positives; and  $FN$  represents false negatives):

$$Accuracy = \left( \frac{TP + TN}{TP + TN + FP + FN} \right), \quad (3)$$

$$Precision = \left( \frac{TP}{TP + FP} \right), \quad (4)$$

$$Recall = \left( \frac{TP}{TP + FN} \right), \quad (5)$$

$$F1 = 2 \times \frac{Precision \times Recall}{Precision + Recall}. \quad (6)$$

Accuracy measures the proportion of correct predictions among all predictions, as defined in Eq. (3); Precision measures the proportion of positive predictions that are actually positive, as defined in Eq. (4); Recall measures the proportion of positive instances that are correctly predicted, as defined in Eq. (5); and F1 is the harmonic mean of precision and recall, which balances both metrics, as defined in Eq. (6).

Accuracy may not be a reliable metric when dealing with imbalanced datasets [54], where some classes or categories are underrepresented or overrepresented. In such cases, Accuracy may be biased by the dominant class, resulting in ignoring the minority class. For example, if a dataset has 90% positive instances and 10% negative instances, a classifier that always predicts positive will have 90% accuracy, but it will fail to detect any negative instances. Therefore, Accuracy may not reflect the true performance of the classifier on imbalanced datasets. To address this, we use the F1 Score (the harmonic mean of precision and recall) as an alternative metric for imbalanced datasets [54]. The F1 Score takes into account both precision and recall: It gives a higher value when both precision and recall are high, which means that the classifier can correctly identify both positive and negative instances. The F1 Score is lower when either precision or recall is low, which means that the classifier either misses some positive instances or produces some false positives. In summary, the F1 Score provides a more accurate and robust measure of the classifier's performance on imbalanced datasets.

Because the dataset for the prediction experiment was imbalanced (with respect to different method names), we used the F1 Score in the evaluations. In contrast, because the code classification experiment used a balanced dataset (with respect to different code categories), we were able to use Accuracy as the evaluation metric.

We followed the original studies [11, 14] to guide the choice of evaluation metrics for these experiments. We also copy the original experimental results [11, 14], for ease of comparison. All our experiments were conducted on an AMD 5700X computer with two Nvidia RTX 3090 graphics cards.

## B. Code Clone Detection

Code clone detection involves identifying code fragments that are similar or identical, in terms of syntax or semantics. Code clones can be classified into four major types, as defined by Liu et al. [2]:

- Type-1: Code fragments that are identical except for variations in white space, layout, and comments. These are also known as exact or textual clones.
- Type-2: Code fragments that are identical except for variations in identifier names and literal values. These are also known as renamed or parameterized clones.
- Type-3: Code fragments that are syntactically similar but differ at the statement level. These are also known as gapped or near-miss clones.
- Type-4: Code fragments that are syntactically dissimilar but implement the same functionality. These are also known as semantic or functional clones.

In this paper, we propose a novel method for code clone detection based on code normalization, code transformation, and contrastive learning. We first normalize the code by removing comments and renaming variables, as described in Section IV-A. This step can eliminate the syntactic variations that cause Type-1 and Type-2 clones. Then, we extract short code paths from the normalized code using a tree-based traversal algorithm, as described in Section IV-C. This step can capture the local structure and semantics of the code. Finally, we use contrastive learning to learn code embeddings from the code paths, such that similar code paths have close embeddings and dissimilar code paths have distant embeddings. This step can enable the detection of semantic clones, by measuring the similarity of the code embeddings.

We evaluated our method on two code clone detection datasets: POJ-104 [11] and BigCloneBench [12, 13]. We compared our proposed method with the state-of-the-art pre-trained code representation model CodeBERT, and the unsupervised code representation learning model InferCode. POJ-104 contains code pairs, written in C, that are semantically equivalent but syntactically different [11]. It contains 52,000 code fragments. BigCloneBench is a widely used benchmark dataset [12, 13], comprising projects from 25,000 Java repositories: It covers ten functionalities, and includes 6,000,000 true clone pairs and 260,000 false clone pairs. Both datasets can be accessed from the CodeXGLUE GitHub repository<sup>3</sup>.

We built the OJClone dataset [14] following Bui et al. [14], using code pairs from POJ-104 based on pairwise similarity. 500 programs from each of the first 15 POJ-104 problems were selected, resulting in 1.8 million clone pairs and 26.2 million non-clone pairs. A comparison of all the pairs would be prohibitively time-consuming, so 50,000 clone pairs and 50,000 non-clone pairs were randomly selected for the code-detection evaluation. Both the OJClone and BigCloneBench datasets were used to evaluate the performance, in both unsupervised and supervised settings.

1) *Unsupervised Learning* : We first evaluated the model's performance in an unsupervised learning setting, where the model does not have access to the ground-truth labels during training, and relies on the contrastive loss to guide its learning.

We trained our models with different parameter configurations on the Java-based BigCloneBench dataset, which contains only 7302 unique training samples for unsupervised learning. We used unsupervised contrastive learning for training. In the validation phase, we computed the cosine similarity of the two ASTs and classified the code pairs as similar or dissimilar based on a threshold value. In our experiments, we

<sup>3</sup>CodeXGLUE: <https://github.com/microsoft/CodeXGLUE>.



TABLE I  
METRICS FOR MODELS WITH DIFFERENT ARCHITECTURES ON BIGCLONEBENCH *Java*

Model	Architecture & Configuration							Metrics			
CodeEmbed	$n_{parameters}$	$n_{gradients}$	$n_{layers}$	$d_{model}$	$n_{heads}$	$d_{head}$	batch size	accuracy	precision	recall	F1 Score
+relative pos -MLP	171,237,888	85,618,944	4	1024	16	64	86	85.67%	80.56%	85.67%	81.51%
+relative pos -MLP	137,621,760	68,810,880	2	1024	16	64	128	84.93%	79.80%	84.93%	81.30%
+relative pos -MLP	122,149,376	61,074,688	4	768	12	64	128	85.74%	80.60%	85.74%	81.48%
+relative pos -MLP	100,076,800	50,038,400	2	768	12	64	192	84.58%	79.81%	84.58%	81.35%
+relative pos -MLP	77,255,168	38,627,584	4	512	8	64	192	84.88%	80.03%	84.88%	81.48%
+relative pos -MLP	64,628,992	32,314,496	2	512	8	64	256	79.53%	78.66%	79.53%	79.08%
+relative pos +MLP	79,095,808	39,547,904	4	512	8	64	192	86.57%	85.12%	86.57%	80.78%
+relative pos +MLP	79,079,168	39,539,584	4	512	16	32	192	86.44%	82.43%	86.44%	81.47%
+relative pos +MLP	126,089,728	63,044,864	4	768	12	64	128	86.59%	84.52%	86.59%	80.95%
+relative pos +MLP	144,448,256	72,224,128	2	1024	16	64	128	<b>87.50%</b>	<b>84.76%</b>	<b>87.50%</b>	<b>82.36%</b>
-relative pos -MLP	137,601,024	68,800,512	2	1024	16	64	128	41.19%	76.09%	41.19%	48.57%
-relative pos +MLP	144,427,520	72,213,760	2	1024	16	64	128	63.98%	77.56%	63.98%	69.13%

set the threshold value to 0.75, but this is a hyperparameter that can be tuned.

We varied the encoding layers, hidden sizes ( $d_{model}$ ), and the dimensions of multi-head attention ( $d_{head}$ ) of our models. We also examined how relative positional encoding (+relative pos) and Multi-layer Projection (+MLP) influence the model performance. The experimental results in Table I show that relative positional encoding is essential for our model to work well, and that MLP can moderately enhance the model performance. We also found that increasing the model depth ( $n_{layers}$ ) or hidden size ( $d_{model}$ ) could improve the performance, as long as the dimensions of multi-head attention were fixed at 64 [24]. Our model achieved the best performance and convergence speed when using relative positional encoding and MLP, two encoding layers, and a hidden size of 1024. With these settings and a batch size of 128, it converged in less than 35 epochs and attained an F1 Score of 82.36% and an Accuracy of 87.50%. To explore our model’s performance compared to other state-of-the-art models, we report the results of other unsupervised models on the same dataset in Table II (adapted from Bui et al. [14]). All the models in Table II were trained without labeled data.

We compared our model with several baselines for code clone detection: Deckard [25], SourcererCC [26], DLC [27], Code2vec [28, 30], and InferCode [14]. Both Code2vec and InferCode use a similar prediction approach to ours, which is to predict the clone label based on the cosine similarity between two code snippets. Table II shows the results of the comparison. Our model achieves slightly lower Precision than InferCode, but it surpasses InferCode in terms of F1 Score

and Recall. InferCode has lower Recall and higher Precision, which means it is less consistent in identifying code clone pairs. However, our model is more stable and reliable, as shown by its balanced Precision and Recall. Our model uses fewer model parameters and has faster training convergence compared to InferCode.

Table I shows that the relative position encoding and MLP improve our model’s performance. Therefore, we applied this configuration to all our models on the OJClone dataset. We omitted the AddTryCatch transformation in the AST transformation because C does not have it. Due to our limited computing power (only two 3090 graphics cards), we conducted the experiments using only three different model parameter settings ( 1.  $n_{layers} = 2, d_{model} = 1024$ . 2.  $n_{layers} = 4, d_{model} = 1024$ . 3.  $n_{layers} = 8, d_{model} = 128$ . ).

Our model outperforms the benchmark models and achieves comparable results to InferCode, the state-of-the-art model, as shown in Table III. Our proposed model attains a higher precision than InferCode under three different parameter settings, which are two layers with a hidden size of 1024, four layers with a hidden size of 1024, and eight layers with a hidden size of 128. With four layers and a hidden size of 1024, our proposed model achieves the best performance with 67.69% precision and 67.10% F1 Score. Using an 8-layer encoder with a hidden size of 128, it has lower performance than those with hidden sizes of 1024 because of the smaller hidden size for encoding. Moreover, our model outperforms the other model under all three different parameter settings.

TABLE II  
METRICS FOR DIFFERENT MODELS ON BIGCLONEBENCH *Java*

Model	Metrics		
	Precision	Recall	F1 Score
Deckard	93.00%	2.00%	3.00%
DLC	<b>95.00%</b>	1.00%	1.00%
SourcererCC	88.00%	2.00%	3.00%
Code2vec	82.00%	40.00%	60.00%
CodeBERT	77.48%	19.86%	16.43%
InferCode	90.00%	56.00%	75.00%
TransformCode (Ours)	84.76%	<b>87.50%</b>	<b>82.36%</b>

TABLE III  
METRICS FOR DIFFERENT MODELS ON OJCLONE *C*

Model	Metrics		
	Precision	Recall	F1 Score
Deckard	99.00%	5.00%	10.00%
DLC	71.00%	0.00%	0.00%
SourcererCC	7.00%	74.00%	14.00%
Code2vec	56.00%	69.00%	61.00%
CodeBERT	77.48%	19.86%	16.43%
InferCode	61.00%	<b>70.00%</b>	64.00%
Ours ( $n_{layers} = 2, d_{model} = 1024$ )	67.14%	64.68%	63.36%
Ours ( $n_{layers} = 4, d_{model} = 1024$ )	<b>67.69%</b>	67.29%	<b>67.10%</b>
Ours ( $n_{layers} = 8, d_{model} = 128$ )	65.52%	64.04%	63.16%

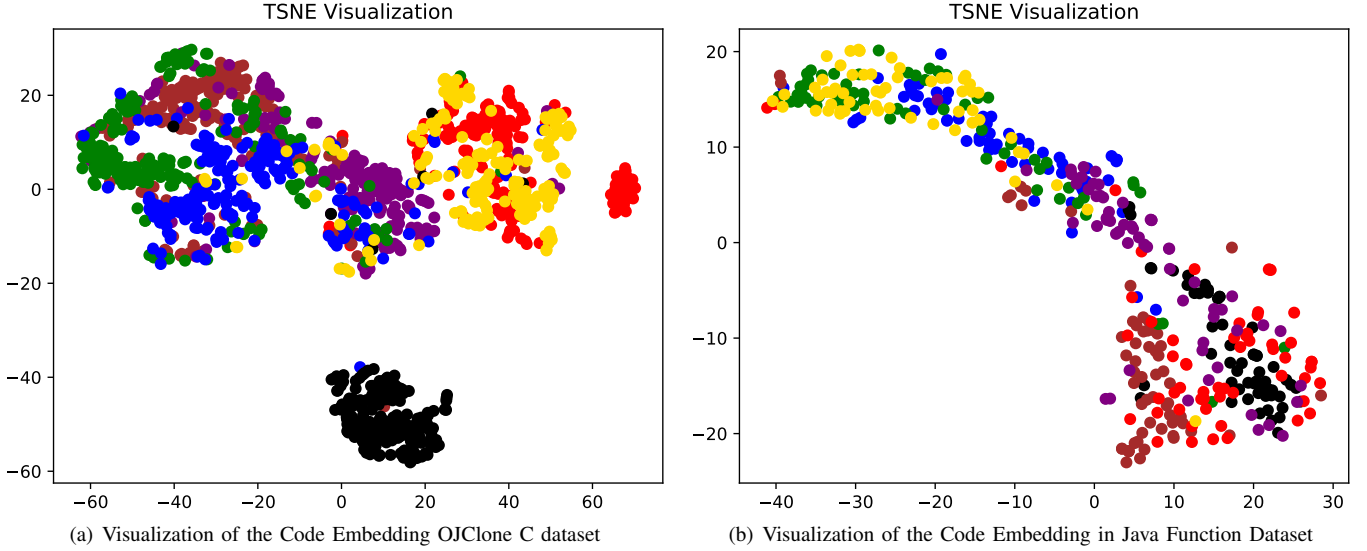


Fig. 13. Visualization with TSNE for two different datasets.

These results demonstrate the effectiveness of our model in learning code representations and detecting code clones.

We conducted experiments on two datasets in different programming languages and again demonstrated the effectiveness of our approach. Our approach relies on unsupervised comparison learning, which requires a high-quality anchor AST. To enhance the model’s generalization and robustness, we will consider various types of AST transformation in the future.

2) *Visualization for Unsupervised Learning* : To help better understand what our proposed model learns from the code, we created a visualization of the code embedding from our proposed model using two layers with hidden sizes of 1024. The code embedding is a high-dimensional representation of the syntactic and semantic features of the code snippets, which can capture the similarities and differences among them. TSNE is a popular technique for dimensionality reduction and visualization of high-dimensional data. It preserves the local structure and distances of the data points. We used TSNE [51] to reduce 1024-dimensional code vectors into two-dimensional vector space, and then plotted them using matplotlib: The results are shown in Fig. 13. The plots show that our model can learn to group similar code into the same cluster, even though we use contrastive learning with a relatively small batch size of 86. This indicates that our model can effectively learn from the code snippets without requiring a large amount of data. One of the challenges for our approach is the GPU computation and memory limitation, which affects the quality of the group clusters and the code embedding boundaries. Training with a larger batch size could improve this aspect. Nevertheless, our method has the advantage of converging with small epochs of training and being adaptable to any custom dataset. This gives our model flexibility and scalability for various code analysis tasks.

3) *Supervised Learning* : In the supervised-learning experiment, we evaluated the performance of our proposed model (and the other models) for clone detection in a supervised

learning setting. Labeled data from the OJClone C dataset was used to train the models. Our model consists of an encoder and a linear classifier, which were jointly trained with cross-entropy loss as the supervised loss. The encoder also employs contrastive loss, as explained in Section V. We used a trainable parameter  $\alpha = 0.2$  as the initial value to balance the two losses with the following formula:

$$Loss = \alpha * Loss_{Contrastive} + (1 - \alpha) * Loss_{Supervised}. \quad (7)$$

The transformed AST was used as a data augmentation technique to enhance the supervised learning performance.

We compared our model with several baselines, including traditional methods such as SVMs, neural network models (TextCNN [3], LSTM [4], TBCNN [5], and LSCNN [6]), and program dependency graphs-based (PDG-based) methods [7, 8].

We used linear kernels for the SVMs, and extracted statistical features from TF-IDF, N-gram, and LDA. We set the N-gram size to 2, and limited the maximum number of features to 20,000.

The code was treated as plain text for TextCNN and LSTM, both of which used the same hyperparameters. The TextCNN kernel size was 3, and the number of filters was 100. The hidden state dimension for LSTM was 100.

The PDG-based graph embedding involved the construction of program graphs from PDGs, and the application of two graph embedding methods, HOPE [9] and Gated Graph Neural Networks [10]. Incomplete code snippets had header files added to enable their PDG construction. The final max pooling layer was used to get the code embeddings.

Table IV shows that our model achieves comparable performance to TBCNN (the best performer), but has fewer parameters, demonstrating the effectiveness of our method and the AST-based data augmentation.

### C. Method Name Prediction

Code2vec [28] and Code2seq [29] are both code embedding models that use method name prediction as the objective function to learn semantic representations of code snippets. They were both trained using a Java-Small dataset, which is a collection of Java methods extracted from open-source projects. However, Code2vec and Code2seq have some limitations, such as being sensitive to syntactic variations, and being unable to handle OOV tokens, because they lack code normalization. We compare the performance of our model with InferCode [14], Code2vec, and Code2seq on the Java-Small dataset, finding that our model outperforms them according to several metrics.

More details about the Java-Small dataset and the method name prediction task are as follows:

- The Java-Small dataset consists of three parts: training; testing; and validation. Each part contains Java methods from different projects, and each method is associated with a method name as the label. The dataset is preprocessed by splitting the method names into subwords based on camel case and punctuation, and by extracting the AST paths from the code snippets. After preprocessing, there were 73,998 methods in the training set; 4,818 methods in the testing set; and 1,702 methods in the validation set.
- The method name prediction task is an SE task that aims to generate a descriptive and concise name for a given code snippet. It is a challenging task that requires understanding the functionality and semantics of the code snippet. The task can be formulated as a sequence-generation problem, where the input is a code snippet and the output is a sequence of subwords that form the method name. Since the method names are usually short, we limit the output sequence length to five subwords, which is consistent with Code2vec’s output sequence length.
- To evaluate the performance of our method name prediction model, we used the same evaluation metrics as in Code2vec [28], which uses the F1 Score of the subwords of the generated method name. A subword is a meaningful part of a word that is separated by camel case, underscore, or hyphen. For example, the word `computeMax` has two subwords: `compute` and `Max`. We compared the subwords of the predicted method name with the subwords of the ground truth method

TABLE IV  
METRICS FOR MODEL TRAINED ON OJCLONE *C* VIA SUPERVISED METHODS

Group	Methods	Accuracy
SVMs	SVM+IF-IDF	79.4%
	SVM+N-gram	84.7%
	SVM+LDA	47.9%
Neural Models	TextCNN	88.7%
	LSTM	88.0%
	TBCNN	<b>94.0%</b>
	LSCNN	90.9%
	PDG+HOPE	4.2%
	PDG+GGNN	79.6%
	Ours ( $n_{layers} = 2, d_{model} = 128$ )	93.5%

TABLE V  
RESULT OF METHOD NAME PREDICTION IN F1 SCORE WITH SUPERVISED TRAINING ON JAVA-SMALL DATASET

Model	Supervised
	F1 Score
InferCode	35.67%
Code2vec	18.62%
Code2seq	43.02%
TransformCode (Ours)	<b>80.01%</b>

name and calculated the Precision, Recall, and F1 Score, accordingly. For instance: If a predicted method name is `compute_max`, it will be considered as an exact match to the ground-truth method name `computeMax`, and the F1 Score will be 100%. If the predicted result is `getMax`, then the subword `Max` will get full precision but only a 50% score for Recall, and the F1 Score would be 67%. If the predicted result is `getResult`, it will get full Recall but only 67% Precision, and the F1 Score will be around 80%.

We encoded the source code using the structure described Section V, which consists of a code tokenizer and an encoder. We also used an additional method name tokenizer that only tokenizes the method name.

To enhance the data quality and diversity, we applied the AST transformation techniques from Section IV. These techniques preserve the functionality and semantics of the original code snippet, but change its surface form: This makes it possible to generate more variations of code snippets for one method, while still using the same method name as the label. Finally, the code tokenizer converts the extracted AST path into a sequence of tokens, and the encoder transforms the tokens into vector representations.

We used a combination of contrastive loss and connectionist temporal classification (CTC) loss [53] for the supervised training. The contrastive loss measures the similarity between the code representation and the method name representation, while the CTC loss aligns the output sequence of the code encoder with the input sequence of the method name encoder. CTC loss was used because it can handle variable-length sequences, and can thus reduce the computational cost — the method names are usually much shorter than the code snippets. Compared to other sequence generation techniques, CTC loss is more efficient when training with small-length method names.

The results of our model on the Java-Small dataset for method name prediction are shown in Table V. As can be seen from Table V, our model outperforms the other models, which demonstrates its effectiveness in learning code representations and predicting method names.

### D. Code Classification

The POJ-104 dataset is a large-scale collection of programming problems and solutions. It contains a total of 52,000 programs in 104 categories, covering different topics and difficulty levels. To evaluate the performance of our model,

we divided the dataset into three subsets (in a ratio of 7:2:1): training; testing; and validation. The training set was used to train the model parameters, the testing set was used to measure the generalizability of the model, and the validation set was used to tune the hyperparameters and prevent overfitting.

Our model consists of several components, including an AST encoder, a category classifier, and a code Transformer. The category classifier predicts the category of the code snippet from its code vector using a fully connected layer and a softmax layer.

The goal of our model is to learn a code vector representation that is invariant to the code transformations and discriminative for the code categories. To achieve this goal, we used a combination of contrastive loss and cross-entropy loss as our training loss function. Contrastive loss measures the similarity between the original and transformed code vectors, and encourages them to be closer in the latent space. Cross-entropy loss measures the accuracy of the category prediction for both the original and transformed codes, and encourages them to have high confidence scores for their true categories. We used a trainable parameter  $\alpha$  to balance the two losses, initializing it with a value of 0.1. The loss function was defined as follows:

$$Loss = \alpha * Loss_{Contrastive} + (1 - \alpha) * Loss_{Category} + 0.5 * Loss_{Anchor}, \quad (8)$$

where  $Loss_{Contrastive}$  is the contrastive loss between the original and transformed code vectors, calculated using a cosine similarity function;  $Loss_{Category}$  is the cross entropy loss for the category prediction of the original code, calculated with a softmax function over the output of the category classifier;  $Loss_{Anchor}$  is the cross entropy loss for the category prediction of the transformed code, calculated using the same softmax function; and  $\alpha$  is a trainable parameter that controls the trade-off between the contrastive loss and the category loss. The coefficient of 0.5 for  $Loss_{Anchor}$  is a hyperparameter that can be adjusted based on different datasets — we determined the value through empirical examination. Both the original code and the transformed code should have the same category label, which we used as the ground truth for both  $Loss_{Category}$  and  $Loss_{Anchor}$ .

Table VI shows that our model achieved comparable results to two state-of-the-art models: InferCode and ASTNN. In addition to the comparable performance, our model has the advantage of being easy to train and requiring less GPU power. Compared with ASTNN, which uses a tree-based network

to encode the AST, our model uses a token-based approach, which can capture more fine-grained information from the AST. Our future work will include combining the tree network and the token-based approach to explore their synergies for code representation learning.

### E. Limitations and Threats to Validity

One of the challenges we faced in our experiments was the limitation of GPU memory, which prevented us from using a large batch size for training. This is a significant drawback, as contrastive learning methods often achieve higher performance when using large batch sizes. However, we only had access to two Nvidia RTX 3090 graphics cards, which had a total of 48GB of GPU memory. Therefore, we could not train a large model like CodeBERT, which has 12 layers and 768 hidden sizes, nor could we use a large batch size. As a result, our proposed model might not have reached its full potential, and could benefit from further optimization. In theory, training our proposed model with a larger batch size and more layers could lead to much better performance and more robust representations.

Another challenge we faced in our research was the diversity of programming languages and their syntax rules. For example, Java has more syntactic components than C, such as the try-catch statement, which allows for more options for code transformation. Therefore, our proposed model may achieve better results with programming languages that have more structures, as they can generate more semantically equivalent variants for training. Our future work will include consideration of different optimization levels when compiling the code as part of the transformation method: This may be able to provide more reliable and consistent variants. Using obfuscators to perform the transformation [1] will also be explored. We hypothesize that using more semantically-equivalent variants for training will result in better performance of our proposed model, including learning more robust representations. We will also explore this further in our future work.

## VII. CONCLUSION

In this paper, we have introduced a novel framework that learns code representations in an unsupervised manner by applying contrastive learning and data augmentation techniques to ASTs. Our framework leverages attention mechanisms to capture the structural and semantic features of code fragment ASTs across different programming languages, without requiring any labels. To generate positive and negative samples for contrastive learning, we created anchor samples and code variants from the ASTs by applying various AST transformations. We evaluated our framework on several datasets, and for three SE tasks: code clone detection, code classification, and method name prediction. The results from our evaluation confirm the superiority of our framework over many existing approaches. We also showed how our framework could be easily adapted for supervised learning tasks in SE by incorporating labels into the contrastive loss. In our future work, we will integrate LLMs into our framework to tackle more practical and challenging SE problems, such as large-scale code retrieval, bug

TABLE VI  
RESULT OF CODE CLASSIFICATION IN ACCURACY WITH SUPERVISED  
TRAINING ON OJ C DATASET

Model	Supervised
	Accuracy
InferCode	94.00%
TextCNN	88.70%
Bi-LSTM	88.00%
ASTNN	<b>97.80%</b>
TransformCode (Ours)	92.10%

localization, and code generation. We look forward to these investigations, and to being able to share our further findings with the community.

## REFERENCES

- [1] I. Cho, D. Towey, and P. Kar, “Using obfuscators to test compilers: A metamorphic experience,” in *Proceedings of the IEEE 47th Annual Computers, Software, and Applications Conference (COMPSAC’23)*, 2023, pp. 1786–1791.
- [2] C. Liu, Z. Lin, J.-G. Lou, L. Wen, and D. Zhang, “Can neural clone detection generalize to unseen functionalities?” in *Proceedings of the 36th IEEE/ACM International Conference on Automated Software Engineering (ASE’21)*, 2021, pp. 617–629.
- [3] Y. Kim, “Convolutional neural networks for sentence classification,” in *Proceedings of the 2014 Conference on Empirical Methods in Natural Language Processing (EMNLP’14)*, 2014, pp. 1746–1751.
- [4] W. Zaremba and I. Sutskever, “Learning to execute,” *arXiv*, vol. 1410.4615, 2015.
- [5] L. Mou, G. Li, L. Zhang, T. Wang, and Z. Jin, “Convolutional neural networks over tree structures for programming language processing,” in *Proceedings of the 30th AAAI Conference on Artificial Intelligence (AAAI’16)*, 2016, pp. 1287–1293.
- [6] X. Huo and M. Li, “Enhancing the unified features to locate buggy files by exploiting the sequential nature of source code,” in *Proceedings of the 26th International Joint Conference on Artificial Intelligence (IJCAI’17)*, 2017, pp. 1909–1915.
- [7] M. Allamanis, M. Brockschmidt, and M. Khademi, “Learning to represent programs with graphs,” *arXiv*, vol. 1711.00740, 2017.
- [8] M. Tufano, C. Watson, G. Bavota, M. D. Penta, M. White, and D. Poshyvanyk, “Deep learning similarities from different representations of source code,” in *Proceedings of the 15th International Conference on Mining Software Repositories (MSR’18)*, 2018, pp. 542–553.
- [9] M. Ou, P. Cui, J. Pei, Z. Zhang, and W. Zhu, “Asymmetric transitivity preserving graph embedding,” in *Proceedings of the 22nd ACM SIGKDD International Conference on Knowledge Discovery and Data Mining (KDD’16)*, 2016, pp. 1105–1114.
- [10] Y. Li, R. Zemel, M. Brockschmidt, and D. Tarlow, “Gated graph sequence neural networks,” in *Proceedings of the 4th International Conference on Learning Representations (ICLR’16)*, 2016.
- [11] J. Zhang, X. Wang, H. Zhang, H. Sun, K. Wang, and X. Liu, “A novel neural source code representation based on abstract syntax tree,” in *Proceedings of the 41st IEEE/ACM International Conference on Software Engineering (ICSE’19)*, 2019, pp. 783–794.
- [12] W. Wang, G. Li, B. Ma, X. Xia, and Z. Jin, “Detecting code clones with graph neural network and flow-augmented abstract syntax tree,” in *Proceedings of the 27th IEEE International Conference on Software Analysis, Evolution and Reengineering (SANER’20)*, 2020, pp. 261–271.
- [13] J. Svajlenko, J. F. Islam, I. Keivanloo, C. K. Roy, and M. M. Mia, “Towards a big data curated benchmark of inter-project code clones,” in *Proceedings of the 30th IEEE International Conference on Software Maintenance and Evolution (ICSME’14)*, 2014, pp. 476–480.
- [14] N. D. Q. Bui, Y. Yu, and L. Jiang, “InferCode: Self-supervised learning of code representations by predicting subtrees,” in *Proceedings of the 43rd IEEE/ACM International Conference on Software Engineering (ICSE’21)*, 2021, pp. 1186–1197.
- [15] C. Fang, Z. Liu, Y. Shi, J. Huang, and Q. Shi, “Functional code clone detection with syntax and semantics fusion learning,” in *Proceedings of the 29th ACM SIGSOFT International Symposium on Software Testing and Analysis (ISSTA’20)*, 2020, pp. 516–527.
- [16] N. Mehrotra, N. Agarwal, P. Gupta, S. Anand, D. Lo, and R. Purandare, “Modeling functional similarity in source code with graph-based siamese networks,” *IEEE Transactions on Software Engineering*, vol. 48, no. 10, pp. 3771–3789, 2022.
- [17] N. D. Q. Bui, Y. Yu, and L. Jiang, “Self-supervised contrastive learning for code retrieval and summarization via semantic-preserving transformations,” in *Proceedings of the 44th International ACM SIGIR Conference on Research and Development in Information Retrieval (SIGIR’21)*, 2021, pp. 511–521.
- [18] J. Zhang, X. Wang, H. Zhang, H. Sun, and X. Liu, “Retrieval-based neural source code summarization,” in *Proceedings of the ACM/IEEE 42nd International Conference on Software Engineering (ICSE’20)*, 2020, pp. 1385–1397.
- [19] S. Liu, Y. Chen, X. Xie, J. Siow, and Y. Liu, “Retrieval-augmented generation for code summarization via hybrid gnn,” in *Proceedings of the 16th International Conference on Learning Representations (ICLR’20)*, 2020, pp. 1–16.
- [20] S. Gao, C. Gao, Y. He, J. Zeng, L. Y. Nie, X. Xia, and M. R. Lyu, “Code structure-guided transformer for source code summarization,” *ACM Transactions on Software Engineering and Methodology*, vol. 32, no. 1, pp. 1–32, 2023.
- [21] Z. Tang, X. Shen, C. Li, J. Ge, L. Huang, Z. Zhu, and B. Luo, “AST-Trans: Code summarization with efficient tree-structured attention,” in *Proceedings of the 44th IEEE/ACM International Conference on Software Engineering (ICSE’22)*, 2022, pp. 150–162.
- [22] Y. Wu, D. Zou, S. Dou, W. Yang, D. Xu, and H. Jin, “Vul-CNN: An image-inspired scalable vulnerability detection system,” in *Proceedings of the 44th IEEE/ACM International Conference on Software Engineering (ICSE’22)*, 2022, pp. 2365–2376.
- [23] S. Chakraborty, R. Krishna, Y. Ding, and B. Ray, “Deep learning based vulnerability detection: Are we there yet?” *IEEE Transactions on Software Engineering*, vol. 48,

- no. 9, pp. 3280–3296, 2022.
- [24] A. Vaswani, N. Shazeer, N. Parmar, J. Uszkoreit, L. Jones, A. N. Gomez, L. Kaiser, and I. Polosukhin, “Attention is all you need,” in *Proceedings of the 31st International Conference on Neural Information Processing Systems (NeurIPS’17)*, 2017, pp. 6000–6010.
  - [25] L. Jiang, G. Mishnerghi, Z. Su, and S. Glondu, “DECKARD: Scalable and accurate tree-based detection of code clones,” in *Proceedings of the 29th International Conference on Software Engineering (ICSE’07)*, 2007, pp. 96–105.
  - [26] H. Sajjani, V. Saini, J. Svajlenko, C. K. Roy, and C. V. Lopes, “SourcererCC: Scaling code clone detection to big-code,” in *Proceedings of the IEEE/ACM 38th International Conference on Software Engineering (ICSE’16)*, 2016, pp. 1157–1168.
  - [27] M. White, M. Tufano, C. Vendome, and D. Poshyanyk, “Deep learning code fragments for code clone detection,” in *Proceedings of the 31st IEEE/ACM International Conference on Automated Software Engineering (ASE’16)*, 2016, pp. 87–98.
  - [28] U. Alon, M. Zilberstein, O. Levy, and E. Yahav, “Code2vec: Learning distributed representations of code,” *Proceedings of the ACM on Programming Languages*, vol. 3, no. POPL, pp. 1–29, 2019.
  - [29] U. Alon, S. Brody, O. Levy, and E. Yahav, “Code2seq: Generating sequences from structured representations of code,” in *Proceedings of the 7th International Conference on Learning Representations (ICLR’19)*, 2019, pp. 1–22.
  - [30] H. J. Kang, T. F. Bissyandé, and D. Lo, “Assessing the generalizability of code2vec token embeddings,” in *Proceedings of the 34th IEEE/ACM International Conference on Automated Software Engineering (ASE’19)*, 2019, pp. 1–12.
  - [31] P. Shaw, J. Uszkoreit, and A. Vaswani, “Self-attention with relative position representations,” in *Proceedings of the 56th Conference of the North American Chapter of the Association for Computational Linguistics (ACL’18)*, 2018, pp. 464–468.
  - [32] K. He, H. Fan, Y. Wu, S. Xie, and R. Girshick, “Momentum contrast for unsupervised visual representation learning,” in *Proceedings of the 2020 IEEE/CVF Conference on Computer Vision and Pattern Recognition (CVPR’20)*, 2020, pp. 9726–9735.
  - [33] X. Chen, H. Fan, R. B. Girshick, and K. He, “Improved baselines with momentum contrastive learning,” *arXiv*, vol. 2003.04297, 2020.
  - [34] A. van den Oord, Y. Li, and O. Vinyals, “Representation learning with contrastive predictive coding,” *arXiv*, vol. 1807.03748, 2018.
  - [35] Z. Wu, Y. Xiong, S. X. Yu, and D. Lin, “Unsupervised feature learning via non-parametric instance discrimination,” in *Proceedings of the 2018 IEEE/CVF conference on Computer Vision and Pattern Recognition (CVPR’18)*, 2018, pp. 3733–3742.
  - [36] A. Radford, K. Narasimhan, T. Salimans, and I. Sutskever, “Improving language understanding by generative pre-training,” *In preprint*, 2018.
  - [37] A. Radford, J. Wu, R. Child, D. Luan, D. Amodei, and I. Sutskever, “Language models are unsupervised multitask learners,” *OpenAI blog*, vol. 1, no. 8, pp. 1–9, 2019.
  - [38] T. B. Brown, B. Mann, N. Ryder, M. Subbiah, J. Kaplan, P. Dhariwal, A. Neelakantan, P. Shyam, G. Sastry, A. Askell, S. Agarwal, A. Herbert-Voss, G. Krueger, T. Henighan, R. Child, A. Ramesh, D. M. Ziegler, J. Wu, C. Winter, C. Hesse, M. Chen, E. Sigler, M. Litwin, S. Gray, B. Chess, J. Clark, C. Berner, S. McCandlish, A. Radford, I. Sutskever, and D. Amodei, “Language models are few-shot learners,” in *Proceedings of the 34th International Conference on Neural Information Processing Systems (NIPS’20)*, 2020, pp. 1877–1901.
  - [39] J. Devlin, M. Chang, K. Lee, and K. Toutanova, “BERT: pre-training of deep bidirectional transformers for language understanding,” in *Proceedings of the 2019 Conference of the North American Chapter of the Association for Computational Linguistics: Human Language Technologies (NAACL-HLT’19)*, 2019, pp. 4171–4186.
  - [40] N. D. Q. Bui, H. Le, Y. Wang, J. Li, A. D. Gotmare, and S. C. H. Hoi, “CodeTF: One-stop transformer library for state-of-the-art code LLM,” *arXiv*, vol. 2306.00029, 2023.
  - [41] H. Batra, N. S. Punj, S. K. Sonbhadra, and S. Agarwal, “BERT-based sentiment analysis: A software engineering perspective,” in *Proceedings of the 32nd International Conference on Database and Expert Systems Applications (DEXA’21)*, 2021, pp. 138–148.
  - [42] W. Ahmad, S. Chakraborty, B. Ray, and K.-W. Chang, “A transformer-based approach for source code summarization,” in *Proceedings of the 58th Annual Meeting of the Association for Computational Linguistics (ACL’20)*, 2020, pp. 4998–5007.
  - [43] D. Guo, S. Ren, S. Lu, Z. Feng, D. Tang, S. Liu, L. Zhou, N. Duan, A. Svyatkovskiy, S. Fu, M. Tufano, S. K. Deng, C. B. Clement, D. Drain, N. Sundaresan, J. Yin, D. Jiang, and M. Zhou, “GraphCodeBERT: Pre-training code representations with data flow,” in *Proceedings of the 9th International Conference on Learning Representations (ICLR’21)*, 2021, pp. 1–18.
  - [44] Z. Feng, D. Guo, D. Tang, N. Duan, X. Feng, M. Gong, L. Shou, B. Qin, T. Liu, D. Jiang, and M. Zhou, “CodeBERT: A pre-trained model for programming and natural languages,” in *Proceedings of the Findings of the Association for Computational Linguistics (EMNLP’20)*, T. Cohn, Y. He, and Y. Liu, Eds., 2020, pp. 1536–1547.
  - [45] X. Wang, Q. Wu, H. Zhang, C. Lyu, X. Jiang, Z. Zheng, L. Lyu, and S. Hu, “HEL0C: Hierarchical contrastive learning of source code representation,” in *Proceedings of the 30th IEEE/ACM International Conference on Program Comprehension (ICPC’22)*, 2022, pp. 354–365.
  - [46] P. Jain, A. Jain, T. Zhang, P. Abbeel, J. Gonzalez, and I. Stoica, “Contrastive code representation learning,” in *Proceedings of the 2021 Conference on Empirical Methods in Natural Language Processing (EMNLP’21)*, 2021, pp. 5954–5971.
  - [47] E. J. Hu, Y. Shen, P. Wallis, Z. Allen-Zhu, Y. Li, S. Wang,



- L. Wang, and W. Chen, “LoRA: Low-rank adaptation of large language models,” in *Proceedings of the 10th International Conference on Learning Representations (ICLR’22)*, 2022, pp. 1–26.
- [48] R. Sennrich, B. Haddow, and A. Birch, “Neural machine translation of rare words with subword units,” in *Proceedings of the 54th Annual Meeting of the Association for Computational Linguistics (ACL’16)*, 2016, pp. 1715–1725.
- [49] M. Schuster and K. Nakajima, “Japanese and Korean voice search,” in *Proceedings of the 2012 IEEE International Conference on Acoustics, Speech and Signal Processing (ICASSP’12)*, 2012, pp. 5149–5152.
- [50] T. Kudo, “Subword regularization: Improving neural network translation models with multiple subword candidates,” in *Proceedings of the 56th Annual Meeting of the Association for Computational Linguistics (ACL’18)*, 2018, pp. 66–75.
- [51] L. van der Maaten and G. Hinton, “Visualizing data using t-SNE,” *Journal of Machine Learning Research*, vol. 9, no. 86, pp. 2579–2605, 2008.
- [52] J. Vig, “A multiscale visualization of attention in the transformer model,” in *Proceedings of the 57th Annual Meeting of the Association for Computational Linguistics: System Demonstrations*, 2019, pp. 37–42.
- [53] A. Graves, S. Fernández, F. Gomez, and J. Schmidhuber, “Connectionist temporal classification: Labelling unsegmented sequence data with recurrent neural networks,” in *Proceedings of the 23rd International Conference on Machine Learning (ICML’06)*, 2006, pp. 369–376.
- [54] L. A. Jeni, J. F. Cohn, and F. De La Torre, “Facing imbalanced data—recommendations for the use of performance metrics,” in *Proceedings of the Humaine Association Conference on Affective Computing and Intelligent Interaction (ACII’13)*, 2013, pp. 245–251.
- [55] M. Hearst, S. Dumais, E. Osuna, J. Platt, and B. Scholkopf, “Support vector machines,” *IEEE Intelligent Systems and their Applications*, vol. 13, no. 4, pp. 18–28, 1998.
- [56] Y. Bai, A. Jones, K. Ndousse, A. Askell, A. Chen, N. DasSarma, D. Drain, S. Fort, D. Ganguli, T. Henighan, N. Joseph, S. Kadavath, J. Kernion, T. Conerly, S. E. Showk, N. Elhage, Z. Hatfield-Dodds, D. Hernandez, T. Hume, S. Johnston, S. Kravec, L. Lovitt, N. Nanda, C. Olsson, D. Amodei, T. B. Brown, J. Clark, S. McCandlish, C. Olah, B. Mann, and J. Kaplan, “Training a helpful and harmless assistant with reinforcement learning from human feedback,” *arXiv*, vol. 2204.05862, 2022.
- [57] Y. Liu, M. Ott, N. Goyal, J. Du, M. Joshi, D. Chen, O. Levy, M. Lewis, L. Zettlemoyer, and V. Stoyanov, “RoBERTa: A robustly optimized BERT pretraining approach,” *arXiv*, vol. 1907.11692, 2019.
- [58] T. Chen and C. Guestrin, “XGBoost: A scalable tree boosting system,” in *Proceedings of the 22nd ACM SIGKDD International Conference on Knowledge Discovery and Data Mining (KDD’16)*, 2016, pp. 785–794.
- [59] A. Neelakantan, T. Xu, R. Puri, A. Radford, J. M. Han, J. Tworek, Q. Yuan, N. Tezak, J. W. Kim, C. Hallacy *et al.*, “Text and code embeddings by contrastive pre-training,” *arXiv*, vol. 2201.10005, 2022.
- [60] L. Moreno, J. Aponte, G. Sridhara, A. Marcus, L. Pollock, and K. Vijay-Shanker, “Automatic generation of natural language summaries for java classes,” in *Proceedings of the 21st International Conference on Program Comprehension (ICPC’13)*, 2013, pp. 23–32.
- [61] W. Zheng, H. Zhou, M. Li, and J. Wu, “CodeAttention: translating source code to comments by exploiting the code constructs,” *Frontiers of Computer Science*, vol. 13, no. 3, pp. 565–578, 2019.
- [62] Q. Chen and M. Zhou, “A neural framework for retrieval and summarization of source code,” in *Proceedings of the 33th IEEE/ACM International Conference on Automated Software Engineering (ASE’18)*, 2018, pp. 826–831.
- [63] A. Ye and Z. Wang, *Tree-Based Deep Learning Approaches*. Apress, 2023, pp. 549–598.
- [64] Y. Wu, S. Feng, D. Zou, and H. Jin, “Detecting semantic code clones by building ast-based markov chains model,” in *Proceedings of the 37th IEEE/ACM International Conference on Automated Software Engineering (ASE’22)*, 2023, pp. 1–13.
- [65] H.-H. Wei and M. Li, “Supervised deep features for software functional clone detection by exploiting lexical and syntactical information in source code,” in *Proceedings of the 26th International Joint Conference on Artificial Intelligence (IJCAI’17)*, 2017, pp. 3034–3040.
- [66] N. D. Q. Bui, Y. Yu, and L. Jiang, “Treecaps: Tree-based capsule networks for source code processing,” in *Proceedings of the 35th AAAI Conference on Artificial Intelligence (AAAI’21)*, 2021, pp. 30–38.
- [67] Y.-F. Ma and M. Li, “The flowing nature matters: Feature learning from the control flow graph of source code for bug localization,” *Machine Learning*, vol. 111, no. 3, pp. 853–870, 2022.
- [68] H. Gao, T. Zhang, S. Chen, L. Wang, and F. Yu, “Fusion: Measuring binary function similarity with code-specific embedding and order-sensitive gnn,” *Symmetry*, vol. 14, no. 12, p. 2549, 2022.
- [69] M. Defferrard, X. Bresson, and P. Vandergheynst, “Convolutional neural networks on graphs with fast localized spectral filtering,” in *Proceedings of the 30th International Conference on Neural Information Processing Systems (NIPS’16)*, 2016, pp. 3844–3852.
- [70] T. N. Kipf and M. Welling, “Semi-supervised classification with graph convolutional networks,” in *Proceedings of the 5th International Conference on Learning Representations (ICLR’17)*, 2017.
- [71] T. Zhao, Y. Liu, L. Neves, O. Woodford, M. Jiang, and N. Shah, “Data augmentation for graph neural networks,” in *Proceedings of the 35th AAAI Conference on Artificial Intelligence (AAAI’21)*, 2021, pp. 11 015–11 023.
- [72] Z. Ding, H. Li, W. Shang, and T.-H. P. Chen, “Towards learning generalizable code embeddings using task-agnostic graph convolutional networks,” *ACM Trans. Softw. Eng. Methodol.*, vol. 32, no. 2, pp. 1–43, 2023.
- [73] K. C. Swarna, N. Saji Mathews, D. Vagavolu, and S. Chimalakonda, “On the impact of multiple source

- code representations on software engineering tasks—an empirical study,” *arXiv*, vol. 2106.10918, 2021.
- [74] F. Yamaguchi, N. Golde, D. Arp, and K. Rieck, “Modeling and discovering vulnerabilities with code property graphs,” in *Proceedings of the 2014 IEEE Symposium on Security and Privacy (SP’14)*, 2014, pp. 590–604.
  - [75] Y. Zhou, S. Liu, J. Siow, X. Du, and Y. Liu, “Devign: Effective vulnerability identification by learning comprehensive program semantics via graph neural networks,” in *Proceedings of the 33th International Conference on Neural Information Processing Systems (NIPS’19)*, 2019, pp. 10 197–10 207.
  - [76] E. H. Friend, “Sorting on electronic computer systems,” *J. ACM*, vol. 3, no. 3, pp. 134–168, 1956.