

Act-VIT: A Representationally Robust Attention Architecture for Skeleton Based Action Recognition Using Vision Transformer

Özge Öztimur Karadağ¹

¹Department of Computer Engineering, Alanya Alaaddin Keykubat University, Alanya, Antalya, Turkey.

Contributing authors: ozge.karadag@alanya.edu.tr;

Abstract

Skeleton-based action recognition receives the attention of many researchers as it is robust to viewpoint and illumination changes, and its processing is much more efficient than video frames. With the emergence of deep learning models, it has become very popular to represent the skeleton data in pseudo-image form and apply Convolutional Neural Networks for action recognition. Thereafter, studies concentrated on finding effective methods for forming pseudo-images. Recently, attention networks, more specifically transformers have provided promising results in various vision problems. In this study, the effectiveness of vision transformers for skeleton-based action recognition is examined and its robustness on the pseudo-image representation scheme is investigated. To this end, a three-level architecture, Act-VIT is proposed, which forms a set of pseudo images apply a classifier on each of the representation and combine their results to find the final action class. The classifiers of Act-VIT are first realized by CNNs and then by VITs and their performances are compared. Experimental studies reveal that the vision transformer is less sensitive to the initial pseudo-image representation compared to CNN. Nevertheless, even with the vision transformer, the recognition performance can be further improved by consensus of classifiers.

Keywords: Attention, Skeleton, Action Recognition, Vision Transformer

1 Introduction

Human action recognition (HAR) has been widely studied for many years by computer vision researchers. HAR has diverse application areas such as visual surveillance, autonomous driving, robotics, and healthcare systems. The studies on this domain can be grouped into two categories based on the data modality employed. While a group of studies employs video data, that is a sequence of RGB data, another group of studies employs skeleton data. With the emergence of low-cost sensors, the modality of the skeleton has received the attention of many researchers as it brings in a much more compact representation, and it is not sensitive to context, background, illumination changes, etc.

Skeleton-based action recognition methods can be categorized into three based on their representational scheme; vectorial representation, graphical representation and pseudo-image representation;

- **Vectorial Representation:** Recurrent Neural Networks (RNNs) are commonly used for skeleton-based action recognition due to their ability to process sequential data for classification. While the modeling in this method mainly depends on temporal data, the RNN model cannot model long-term dependencies. To overcome this problem, LSTM (Long Short Term Memory) [12] which integrates self-connected memory cells to store information for longer durations, is proposed. Nevertheless, this group of approaches fails to model the spatial relations among skeleton parts.
- **Graphical Representation:** In this approach, the skeleton is represented as a graph and actions are represented as a sequence of graphs. Graph Convolution Networks [13] is the most widely used method for this purpose, and is combined with various methods in the literature [14–16]. Due to the representation scheme, this group of approaches heavily relies on modeling spatial data but fails to model temporal relations. While the relations among directly connected skeleton joints can be modeled, relations between indirectly connected skeleton joints can not be modeled effectively with this approach.
- **Pseudo-Image Representation:** Action data consisting of a sequence of 3D skeleton information is represented in image form [1, 2]. In this way, CNN can be directly employed on skeleton data for action recognition. In this approach, while forming the pseudo-image representation depending on the order of joints, and placement of the spatial and temporal data it is possible to obtain various representations for a sequence of skeleton data and it is observed that action recognition systems that are using the pseudo-image representation are sensitive to the image-formation scheme [2, 9, 17].

Recently the use of attention networks, specifically transformers, has provided promising results in various computer vision problems and they are being widely used in many problems [20–25]. For the skeleton-based action recognition problem, the use of transformers [6] has been investigated for the initial two representation approaches, that is with the Graph Convolutional Network (GCN) and Recurrent Neural Network (RNN) models [10, 11]. However, to the best of our knowledge, the use of transformers for the pseudo-image representation approach is not proposed. More specifically,

the vision transformer (ViT) [4] has not been employed on skeleton data for action recognition.

In this study, a pseudo-image representation approach together with the ViT model is employed and a representationally robust system for skeleton-based action recognition is proposed. First, the skeletal data is represented in a pseudo-image form, then the vision transformer is applied to recognize the underlying action class. Moreover, the sensitivity of the ViT model on the representation scheme is evaluated experimentally by means of applying alternative pseudo-image formation styles. Also, the effectiveness of an ensemble of classifiers is examined experimentally and the answer to the question 'Do we still need an ensemble of classifiers if we have a representationally robust classifier?' is investigated.

2 Related Work

Skeleton-based action recognition methods with a pseudo-image representation scheme can take advantage of deep models originally developed for vision problems. However, they also need to search for the optimal representation which will leverage both the spatial and temporal relation in the action data.

In 2015 Du et al. [1] proposed using CNN for action recognition encoding skeleton data in 3D form by representing temporal dynamics in columns and spatial structure in rows and in this way representing the video sequence of action in a single image. After that, Liu et al. [5] proposed using a 3D CNN model by encoding spatial and temporal skeleton data separately and processing them with a two-stream 3D CNN model and they report that their model outperformed most of the RNN-based models.

Wang et al. [18, 19] proposed representing the skeleton data by joint trajectory maps using HSB(hue, saturation and brightness) color space to encode spatial-temporal data in a sequence of skeleton data corresponding to an action. They obtain trajectory maps for each of the three Cartesian planes of the real-world coordinates of the camera and use coloring to represent motion on the trajectories. They employ a Convolutional Neural Network for each of the three trajectories and combine their scores to find the action label.

Li et al. [26] proposed a translation-scale invariant image mapping by first grouping skeleton joints as groups of arm, leg etc., and then relating xyz coordinates with the RGB color channels. Compared to the representation of Du et al. [1], they propose using more specific data while doing the normalization and in this way ensure scale invariance, i.e. minimum values are obtained for each sequence and each axis separately while doing the normalization.

Liu et al [5] treat skeleton joints as points in a 5D space, where the three dimensions are xyz coordinates, one dimension corresponds to the time stamp and the fifth dimension corresponds to the joint number. They select two of the five dimensions to convert the skeleton data of 5D to form a 2D image with three channels. By applying different dimension selections, they obtain a set of representations and employ CNN on those representations to obtain scores for action classes. As a final step, they employ weighted fusion to combine the results of CNNs.

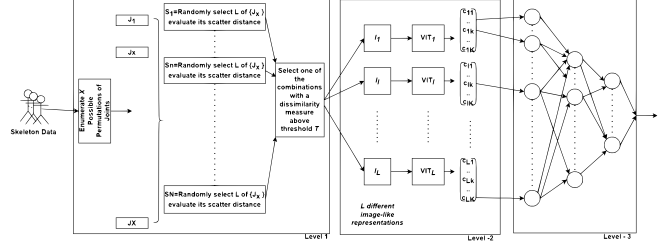


Fig. 1 System Architecture

Caetano et al. [2] refers to the pseudo-image representation approach as skeleton image, and proposes a new method for representation by including magnitude and orientation data for skeleton joints and proposes applying different temporal scales to be able to capture long-range dependencies.

Pseudo-image representation is studied thoroughly and several alternatives have been proposed to overcome the disadvantages of CNN in terms of sensitivity to representation [2, 18]. However, alternative methods which can be applied to the pseudo-image representation of skeleton data have not been proposed. However, due to its nature, CNN is much more dependent on the initial image formation and it is more sensitive to the representational model. For this reason, in this study, a skeleton-based action recognition system employing transformers on the pseudo-image representation of skeleton data is proposed. The effectiveness of attention networks on skeleton-based action recognition using the pseudo-image representation scheme is investigated and the robustness of attention networks on the pseudo-image data representation is examined.

3 The Proposed Representationally Robust Attention Architecture

We propose a three-level architecture, Act-ViT, for skeleton-based action recognition. On the first level, a set of possible representations are processed and a subset of them is selected. On the second level, a classifier is trained for each representation. On the third level, the decision of classifiers on the second level is combined to obtain the final class of action. The proposed system is shown in Figure 1, and its details are explained in the subsequent sections.

3.1 Level 1 - Selection of Representations

Skeleton data for each action consists of a set of frames each of which involves J number of joints with three coordinates. This joint information for F number of frames is used to construct a spatio-temporal representation in a pseudo-image form as shown in Figure 2. As the arrangement of joints varies, this formulation ends up with different 3D representations. With J number of joints, $J!$ different arrangements are possible. In the first level of the system, X number of permutations are enumerated and N number of subsets are obtained by grouping L number of these permutations as shown in Figure 1. For each subset S^n a dissimilarity score is evaluated by Equation 1. In

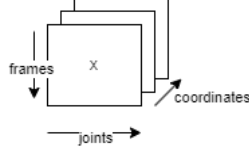


Fig. 2 3D pseudo-image representation of skeleton data

this equation, S^n represents a subset of permutations. The position of each joint in pairs of sequences in S^n is used to calculate the distance with Equation 2.

$$\Delta(S^n) = \sum_{i=1}^L \sum_{j=1}^{|J|} \delta(\alpha_j, S_i^n) \quad (1)$$

$$\delta(\alpha_j, S_i^n) = \sum_{q \neq i, q=1}^{L-1} |x - x_q| \quad (2)$$

Among N subsets, one with the highest dissimilarity measure is selected as the combination of different representations corresponding to L different arrangements of joints.

3.2 Level 2 - Classification with Attention Blocks

At level 2, each spatio-temporal representation, I_i obtained at level 1 is processed by a Vision Transformer [4] for action recognition. The architecture of VIT is shown in Figure 3. The static image in this figure is replaced by the spatio-temporal 3D representation obtained at level 1 in Act-VIT. Each VIT, receives an image and divides the image into patches then adds position embeddings and feeds the resulting vector into a transformer encoder. The transformer encoder processes the embedded patches in the Multi-Head Attention(MHA) module and evaluates query-key-value matrices as Vaswani et al. [6] suggested. Then the output of the MHA is processed by Multi-Layer Perceptron as shown in Figure 3. The transformer encoder consists of L such parallel processing modules which are then combined and sent to a final MLP module which outputs class probabilities for all classes.

3.3 Level 3 - Consensus Classification by Multi-Layer Perceptron

Level 3 receives class probabilities from the VITs of level 2 and concatenates their results to be sent to a three-layered MLP network whose output gives the final class decision for Act-VIT. The first layer of MLP consists of $L * c$ number of neurons, the second layer is a hidden layer and the output layer consists of c neurons.

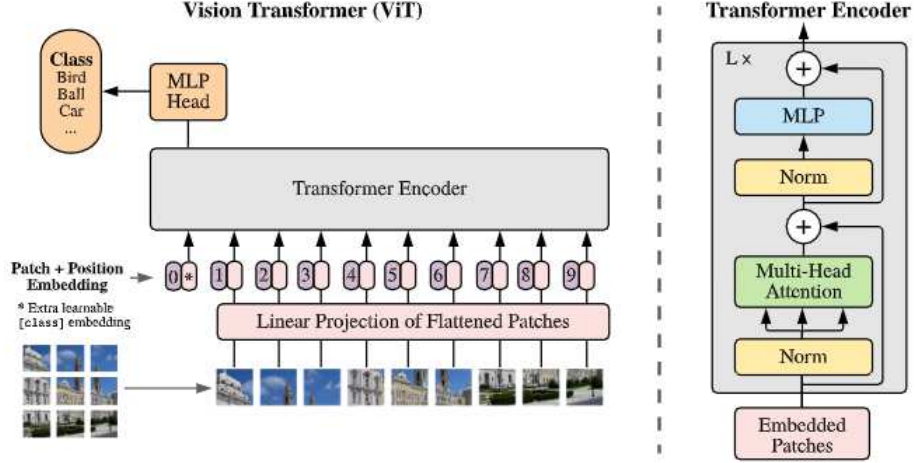


Fig. 3 Vision Transformer, figure from [4].

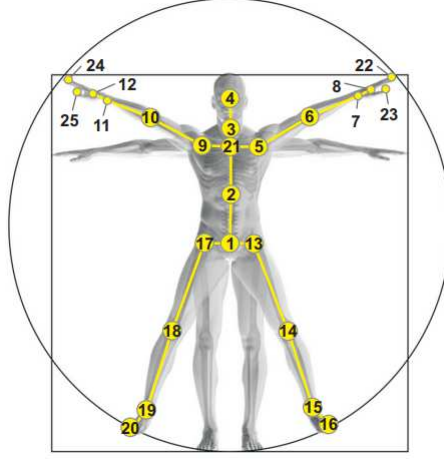


Fig. 4 Configuration of 25 body joints in the NTU RGB+D dataset. Image is adapted form [7].

4 Experiments

4.1 Dataset

In the experimental studies, a subset of NTU RGB+D Dataset is employed [7]. The dataset contains 60 classes including daily, mutual, and health-related actions. For each action, the dataset contains RGB video data, depth map sequences, 3D skeletal data, and infrared (IR) videos. Each dataset is captured by three Kinect V2 cameras concurrently. Among these data modalities, only the 3D skeletal data which contains the 3D coordinates of 25 body joints at each frame is employed in this study. The joints are shown in Figure 4.

Among these actions, the daily actions which are reported to be classified with an accuracy higher than or equal to 0.70 when only skeleton data is used [8] are selected. In the selected subset there are $c = 16$ classes corresponding to; pick up, sit down, stand up, put on jacket, hand waving, take off jacket, put on a shoe, wear glasses, take off glasses, put on hat/cap, take off hat/cap, cheer up, hopping, jump up, cross hands in front and nod head/bow.

4.2 Experimental Setup

In the experimental setup of the study, the robustness of VIT architecture on data representation is experimentally evaluated by employing two different architectures on level 2 without changing the structure of level 1 and level 3. On the first setup, CNNs are employed for classification and on the second setup VITs are employed instead of CNNs. The CNN architecture consists of two convolution-max pooling block, which are followed by a flatten, two dense, a dropout and a final dense layers. The VIT architecture consists of eight transformer blocks each with four heads for attention. The patch size for the VIT is set as six. In both of the setups, the number of possible representations is set as $X = 1000$, and among those representations, $L = 10$ of them with the highest dissimilarity score are selected using Equation 1. The number of input neurons on level 3 is set as 10×16 , as $L = 10$ and $c = 16$, the number of neurons at the hidden layer is set as 512 and the number of neurons at the output layer is set as $c = 16$. The number of epochs is set as 100 and the learning rate is set as 0.001 and the Adam optimizer is employed.

The train-test portion is set as 0.20, the number of train samples is 4956 and the number of test samples is 1201. For each action with a skeleton sequence, 25 frames are selected, by omitting 5 frames.

For performance evaluation four criteria are employed; classification accuracy, which evaluates the percentage of correctly classified samples, precision which quantifies the number of correct positive predictions by $TP/(TP + FP)$, recall which quantifies the number of correct positive predictions made out of all positive predictions that could have been made by $TP/(TP + FN)$, and f-score which is obtained using precision and recall with formula $F-Score = (2 * precision * recall) / (precision + recall)$.

4.3 Results

Experimental results are summarized in Table 1. In this table, the results of the first experimental setup, where CNNs are employed in level 2, are reported in the second and the third columns, and the results of the second experimental setup, where VITs are employed, are in the third and fourth columns.

In the first setup, each of the 10 CNN classifiers at level 2 achieved an accuracy in the range [0.59, 0.64] with a mean value of 0.61. The classification accuracy obtained by the consensus classifier at level 3 in the first experimental setup is 0.67.

In the second setup, where VIT is employed for action recognition, the patch size for VIT is set as 6. In this setup, each of the 10 classifiers at level 2 achieved an

criteria	Average of CNNs	Consensus of CNNs	Average of VITs	Consensus of VITs
accuracy	0.61	0.67	0.67	0.72
precision	0.63	0.71	0.67	0.73
recall	0.62	0.67	0.66	0.72
f-score	0.62	0.69	0.66	0.72

Table 1 Experimental Results

	accuracy	precision	recall	f-score
Act-VIT	0.72	0.73	0.72	0.72
Skepxels [9] type rep.	0.69	0.70	0.69	0.69

Table 2 Experimental Results

accuracy in the range $[0.65, 0.68]$ with a mean value of 0.67. The result of consensus classification at level 3 in the second setup has an accuracy of 0.72.

When the average performance values for CNNs and VITs are compared, that is the performance measure reported in Table 1, the second column for CNN and the fourth column for VIT, it is observed that VIT outperforms CNN in skeleton-based action recognition using pseudo-image representation. Considering the models' robustness to representation, the short-range accuracy differences ($[0.65, 0.68]$) and the lower standard deviation of the VIT model point out that it is more robust to representation when compared to CNN, whose accuracy varies in $[0.59, 0.64]$.

The contribution of consensus on the skeleton-based action recognition performance is examined for both of the models and the related results are reported in the third and fifth columns of Table 1. It is observed from these results that the consensus of classifiers improves the performance for both CNN and VIT based solutions, but it is also noteworthy that the contribution of consensus for CNN is slightly more when compared to its contribution for VIT. The accuracy of CNN increased from 0.61 to 0.67 while the performance for VIT increased from 0.67 to 0.72, similarly f-score of CNN increased from 0.62 to 0.69 and that of VIT increased from 0.66 to 0.72.

The performance of Act-VIT is compared with a state-of-the-art skeleton-based action recognition system which also employs pseudo-image representation approach. In their study, in addition to the joint information, Liu et al. [9] propose employing the velocity information of the joints. In our experiments, we employ skepxels using solely joints, that is without velocity and use the same CNN network, by modifying the input layer, that we employed for our prior experiment. We obtained the results in Table 2. While the skepxels-based approach has a more complex representation model which combines several representations and sends it to be classified to a single classifier, it does not provide higher performance results when compared to the VIT-based representation.

5 Conclusion

Recently, deep models have almost become the key standard for various problems, ranging from robotics to health informatics. Convolutional neural networks have been

very popular in vision problems and their power is adapted to other domains by establishing pseudo-image representations. Skeleton-based action recognition is one of those areas that applies CNN on the pseudo-image representation of skeleton data. This approach proposes a computationally efficient solution for the skeleton-based action recognition problem, and still takes advantage of the computational power of the deep models. Previous studies reveal that the recognition performance is sensitive to the initial pseudo-image formation procedure when CNN is employed.

In this study, the sensitivity of VIT on the initial representation is investigated and compared to CNN, and the contribution of consensus of classifiers on the robustness of representation is examined for the skeleton-based action recognition problem. To this end, a three-level architecture which uses a set of representations and employs consensus of classifiers, is proposed. On the first level, a set of pseudo-images is obtained and a group of them which are less alike each other is selected. On the second level, a classifier is applied to each of the pseudo-images to obtain action scores. And on the third level scores from the second level are combined by an MLP network to obtain final action labels. The proposed architecture is realized with two different setups, on the first setup CNN is employed, and on the second setup VIT is employed as a classifier on the second level of the architecture. By means of experimental studies, the performance of CNN, VIT and consensus of CNNs and consensus of VITs are examined and the sensitivity of CNN and VIT on the initial representation is monitored. It is observed that VIT is less sensitive to the pseudo-image formation method compared to CNN. VIT, using key-query-value processing, tries to reveal the dependencies in the image and meanwhile obtain the class label of the image. This processing scheme makes it less dependent on local relations and, hence less sensitive to the pseudo-image formation.

In this study, the spatial relations are varied among different pseudo-image representations by changing the location of joints in the pseudo-image, as future work, temporal relations can also be varied to obtain diverse representations, and their effect on the classification performance can be examined.

References

- [1] Y. Du, Y. Fu and L. Wang, "Skeleton based action recognition with convolutional neural network," 2015 3rd IAPR Asian Conference on Pattern Recognition (ACPR), Kuala Lumpur, Malaysia, 2015, pp. 579-583, doi: 10.1109/ACPR.2015.7486569.
- [2] C. Caetano, J. Sena, F. Br mond, J. A. Dos Santos and W. R. Schwartz, "Skele-Motion: A New Representation of Skeleton Joint Sequences based on Motion Information for 3D Action Recognition," 2019 16th IEEE International Conference on Advanced Video and Signal Based Surveillance (AVSS), Taipei, Taiwan, 2019, pp. 1-8, doi: 10.1109/AVSS.2019.8909840.
- [3] Zewei Ding, Pichao Wang, P. O. Ogunbona and Wanqing Li, "Investigation of different skeleton features for CNN-based 3D action recognition," 2017 IEEE International Conference on Multimedia & Expo Workshops (ICMEW), Hong

Kong, China, 2017, pp. 617-622, doi:10.1109/ICMEW.2017.8026286.

- [4] Dosovitskiy, Alexey & Beyer, Lucas & Kolesnikov, Alexander & Weissenborn, Dirk & Zhai, Xiaohua & Unterthiner, Thomas & Dehghani, Mostafa & Minderer, Matthias & Heigold, Georg & Gelly, Sylvain & Uszkoreit, Jakob & Houtsby, Neil. (2020). An Image is Worth 16x16 Words: Transformers for Image Recognition at Scale.
- [5] Liu, H., Tu, J., & Liu, M. (2017). Two-stream 3d convolutional neural network for skeleton-based action recognition. arXiv preprint arXiv:1705.08106.
- [6] Vaswani, A., Shazeer, N.M., Parmar, N., Uszkoreit, J., Jones, L., Gomez, A.N., Kaiser, L., & Polosukhin, I. (2017). Attention is All you Need. NIPS.
- [7] Shahroudy, A., Liu, J., Ng, T., & Wang, G. (2016). NTU RGB+D: A Large Scale Dataset for 3D Human Activity Analysis. 2016 IEEE Conference on Computer Vision and Pattern Recognition (CVPR), 1010-1019.
- [8] Wang H, Wang L. Beyond Joints: Learning Representations From Primitive Geometries for Skeleton-Based Action Recognition and Detection. IEEE Trans Image Process. 2018 Sep;27(9):4382-4394. doi: 10.1109/TIP.2018.2837386. PMID: 29870355.
- [9] Liu, Jian, Naveed Akhtar, and Ajmal Mian. "Skepxels: Spatio-temporal image representation of human skeleton joints for action recognition." CVPR workshops. 2019.
- [10] Plizzari, Chiara & Cannici, Marco & Matteucci, Matteo. (2021). Skeleton-based action recognition via spatial and temporal transformer networks. Computer Vision and Image Understanding. 208-209. 103219. 10.1016/j.cviu.2021.103219.
- [11] J. Yang, X. Dong, L. Liu, C. Zhang, J. Shen and D. Yu, "Recurring the Transformer for Video Action Recognition," 2022 IEEE/CVF Conference on Computer Vision and Pattern Recognition (CVPR), New Orleans, LA, USA, 2022, pp. 14043-14053, doi: 10.1109/CVPR52688.2022.01367.
- [12]] S. Hochreiter and J. Schmidhuber. LSTM can solve hard long time lag problems. In ACCV, pages 473–479, 1996.
- [13] Kipf, Thomas N., and Max Welling. "Semi-supervised classification with graph convolutional networks." arXiv preprint arXiv:1609.02907 (2016).
- [14] Li, Maosen, et al. "Actional-structural graph convolutional networks for skeleton-based action recognition." Proceedings of the IEEE/CVF conference on computer vision and pattern recognition. 2019.

- [15] Yan, Sijie, Yuanjun Xiong, and Dahua Lin. "Spatial-temporal graph convolutional networks for skeleton-based action recognition." *Proceedings of the AAAI conference on artificial intelligence*. Vol. 32. No. 1. 2018.
- [16] Shi, Lei & Zhang, Yifan & Cheng, Jian & Lu, Hanqing. (2019). Two-Stream Adaptive Graph Convolutional Networks for Skeleton-Based Action Recognition. 12018-12027. 10.1109/CVPR.2019.01230.
- [17] Jia, JG., Zhou, YF., Hao, XW. et al. Two-Stream Temporal Convolutional Networks for Skeleton-Based Human Action Recognition. *J. Comput. Sci. Technol.* 35, 538–550 (2020). <https://doi.org/10.1007/s11390-020-0405-6>.
- [18] Wang, Pichao, et al. "Action recognition based on joint trajectory maps using convolutional neural networks." *Proceedings of the 24th ACM international conference on Multimedia*. 2016.
- [19] Wang, Pichao, et al. "Action recognition based on joint trajectory maps with convolutional neural networks." *Knowledge-Based Systems* 158 (2018): 43-53.
- [20] Meng, Lingchen, et al. "Adavit: Adaptive vision transformers for efficient image recognition." *Proceedings of the IEEE/CVF Conference on Computer Vision and Pattern Recognition*. 2022.
- [21] Khan, Salman, et al. "Transformers in vision: A survey." *ACM computing surveys (CSUR)* 54.10s (2022): 1-41.
- [22] Srinivas, Aravind, et al. "Bottleneck transformers for visual recognition." *Proceedings of the IEEE/CVF conference on computer vision and pattern recognition*. 2021.
- [23] Touvron, Hugo, et al. "Going deeper with image transformers." *Proceedings of the IEEE/CVF international conference on computer vision*. 2021.
- [24] Hong, Danfeng, et al. "SpectralFormer: Rethinking hyperspectral image classification with transformers." *IEEE Transactions on Geoscience and Remote Sensing* 60 (2021): 1-15.
- [25] Deng, Yingying, et al. "Stytr2: Image style transfer with transformers." *Proceedings of the IEEE/CVF conference on computer vision and pattern recognition*. 2022.
- [26] Li, B.; Dai, Y.; Cheng, X.; Chen, H.; Lin, Y.; He, M. Skeleton based action recognition using translation-scale invariant image mapping and multi-scale deep CNN. In *Proceedings of the 2017 IEEE International Conference on Multimedia & Expo Workshops (ICMEW)*, Hong Kong, China, 10–14 July 2017; pp. 601–604.