

Linking QKD testbeds across Europe

Max Brauer¹, Rafael J. Vicente², Jaime Sáez Buruaga-Brouns², Rubén B. Méndez², Ralf-Peter Braun¹, Marc Geitz¹, Piotr Rydlichowski³, Hans H. Brunner⁴, Fred Fung⁴, Momtchil Peev⁴, Antonio Pastor⁵, Diego Lopez⁵, Vicente Martín², and Juan P. Brito²

¹ Deutsche Telekom AG, T-Labs, Berlin, Germany

² DLSIIS and Center for Computational Simulation, Universidad Politécnica de Madrid, Madrid, Spain.

³ Poznan Supercomputing and Networking Center, Poznań, Poland

⁴ Munich Research Center, Huawei Technologies Duesseldorf GmbH, Munich, Germany

⁵ Telefónica gCTIO/I+D, Madrid, Spain

* Correspondence: juanpedro.brito@upm.es; Tel.: +34-910673073 (J.P.B.); marc.geitz@telekom.de (M.G.)

† These authors contributed equally to this work.

Abstract: Quantum-key-distribution (QKD) networks are gaining importance and it has become necessary to analyze the most appropriate methods for their long-distance interconnection. In this paper, four different methods of interconnecting remote QKD networks are proposed. The methods are used to link three different QKD testbeds in Europe, located in Berlin, Madrid, and Poznan. Although long-distance QKD links are only emulated, the used methods can serve as a blueprint for a secure interconnection of distant QKD networks in the future. Specifically, the presented approaches combine, in a transparent way, different fiber and satellite physical media, as well as common standards of key-delivery interfaces. The testbed interconnections are designed to increase the security by utilizing multipath techniques and multiple hybridizations of QKD and post quantum cryptography (PQC) algorithms.

Keywords: Quantum networks; Quantum communications; QKD; Quantum cryptography

1. Introduction

The Shor algorithm [1] for quantum computers can solve the fundamental mathematical problems, on which currently used public-key cryptography (PKC) is based, in polynomial time. Therefore, the security PKC offers will be lost when mature quantum computers are available. It should be noted that the security of traditional PKC is based on a complexity assumption: the fundamental problems enabling it, such as factoring of large integers, the discrete-logarithm problem, and the elliptic-curve discrete-logarithm problem (rooted itself in the algebraic structure of elliptic curves over finite fields), are not solvable in polynomial time, which makes performing some inversion tasks intractable. This assumption of “non-polynomiality” has been demonstrated to be false for quantum computers, specifically by the mentioned Shor algorithm.

A presently developed “remedy” technology is post-quantum cryptography (PQC) [2], which is a quantum-safe version of PKC. PQC is based on fundamental problems that are Shor resistant and assumed to be intractable also for quantum computers. The mentioned assumptions are underpinned by mathematical-complexity arguments in their versions for quantum computing.

Quantum key distribution (QKD) is still another technology that provides symmetric keys to two disjoint parties but employs protocols which are information-theoretically secure (ITS), the utmost level of security. These protocols are based on fundamental features of quantum mechanics and are not vulnerable against any type of adversaries, irrespective of their resources. This includes also eavesdroppers equipped with quantum computers.

Citation: Lastname, F.; Lastname, F.; Lastname, F. Title. *Entropy* **2023**, *1*, 0. <https://doi.org/>

Received:

Revised:

Accepted:

Published:

Copyright: © 2023 by the authors. Submitted to *Entropy* for possible open access publication under the terms and conditions of the Creative Commons Attribution (CC BY) license (<https://creativecommons.org/licenses/by/4.0/>).

Present QKD protocols and implementations have only a finite reach. This reach can be extended by using chains or networks of trusted nodes, e.g., trusted satellites. These reach extensions follow protocols that are also ITS, as is the original QKD, albeit assuming the enforcement of additional non-cryptographic (organizational) measures, which allow absolute trust in the integrity of intermediate nodes. In the following these extension protocols are called “key forwarding”. Such extensions are intensively tested in the European Union and China [3–5].

Like any other technology, QKD, QKD-network, and PQC implementations are security-wise weaker than the respective ideal protocols. The implementations are vulnerable to so called “side channels” that generally represent the differences between implemented and ideal protocols. QKD protocol security is a mathematical theorem, which follows from several (sufficient) conditions that cannot realistically be guaranteed in QKD implementations. The discussion of such issues is beyond our present objective and is generally addressed by the procedures of certification of security technologies [6]. In this text, it is acknowledged that an implementation is always less secure than an underlying protocol by using the term “side channels” to denote all differences.

The goal of this paper is to demonstrate a feasible connection of present-day European metropolitan-area QKD networks, as developed in OpenQKD and planned in EuroQCI [7,8], before long-distance QKD is available and chains of trusted nodes, quantum repeater links, or QKD satellites are installed in Europe. In this work, the long-distance QKD connections are only emulated QKD links.

Independently, all links were realized as dual-technology key generation, based on (pseudo) QKD and PQC. This shows a potential utilization of two methods in parallel [9] and emulates a “crypto-agility” realization, the secure combination or hybridization of different security technologies. Such a principal strategy is generally reasonable in a dynamic field, in which the security of protocols can be quickly re-evaluated. Specifically, the combination of multiple security-protocol implementations, that might be vulnerable to yet unknown but most likely different side channels, was demonstrated in this work. Such a scheme reduces risks, especially against non-coinciding side channels that might originally jeopardize the implementation of a single protocol.

It must be emphasized that only the parallel combination of QKD and PQC can increase security, while the sequential combination of protocols can only lead to a security reduction. For clarification, some combination possibilities and the resulting security level are listed in tables 1 and 2. The benefit of parallel combinations can be found in table 1, while table 2 shows the issues of serial combinations. The fourth row in table 1 is introduced, because it is often seen as convenient for managing the otherwise tedious authentication issues in large and evolving QKD networks. QKD will only be ITS, if the keys required for post-processing authentication are distributed in an ITS way, e.g., with pre-shared keys (PSK) [10]. Using PQC for authentication limits the security level of the key generation to that of this authentication method and the ITS advantage of QKD is lost. In that case one could use PQC directly for key generation. In the end, the adopted level of security must be a conscious decision of the network operator.

At the moment, the cryptographically most secure combination is a direct, any-to-any PQC key exchange joined with an any-to-any QKD key exchange relying on key forwarding. For this paper, the PQC links were established directly between any two nodes, irrespective of metro-network boundaries. In contrast, the QKD key generation between nodes in different metropolitan-area QKD networks used key forwarding over pseudo, long-distance QKD connections between border nodes. The not yet available long-distance QKD links were emulated with PQC, but only the hops between the border nodes.

Additionally, a two-path approach, i.e., one that utilizes two different paths, will reduce risks even if a single implementation of a single technology is used. Risks will be further reduced, if different implementations and moreover different technologies, deployed over different paths, are used. In the following these approaches will be dubbed as “two-factor” ones, whereby in reality multiple factors are involved. Actual connections

Table 1. Security level of various combinations of different key-exchange technologies in parallel over the same or different paths in a symbolic set-theoretic representation. This could be, e.g., discrete variable (DV) and continuous variable (CV) QKD protocols in pure QKD networks, PQC key encapsulation mechanisms (KEM) and signature (SIG) algorithms in pure PQC networks and combinations of pairs of technologies for different tasks in mixed networks. QKD implementations are ITS minus (\setminus) side channels (SCs), while the security level of PQC is based on mathematical-complexity (MC) minus SCs. The combined security level of parallel key generation is the union (\cup) of the individual security levels. For key exchanges of the same security level this simplifies to this level but minus the intersection (\cap) of the SCs. If not otherwise noted, QKD with PSK will be assumed.

ID	Key exchange 1	Security	Key exchange 2	Security	Combined security level
1	QKD ₁	ITS \setminus SC _{s1}	QKD ₂	ITS \setminus SC _{s2}	ITS \setminus {SC _{s1} \cap SC _{s2} }
2	PQC ₁	MC \setminus SC _{s1}	PQC ₂	MC \setminus SC _{s2}	MC \setminus {SC _{s1} \cap SC _{s2} }
3	QKD ₁	ITS \setminus SC _{s1}	PQC ₂	MC \setminus SC _{s2}	(ITS \setminus SC _{s1}) \cup (MC \setminus SC _{s2})}
4	QKD ₁ + PQC SIG	MC \setminus SC _{s1}	QKD ₂ + PQC SIG	MC \setminus SC _{s2}	MC \setminus {SC _{s1} \cap SC _{s2} }

Table 2. Security level of various combinations of different key-exchange technologies in series in a symbolic set-theoretic representation. The combined security level of serial key generation is the intersection of the individual security levels. For the examples in this table this is equal to the respectively lower security level minus the union of the SCs.

ID	Key exchange 1	Security	Key exchange 2	Security	Combined security
1	PQC ₁	MC \setminus SC _{s1}	QKD ₂	ITS \setminus SC _{s2}	MC \setminus {SC _{s1} \cup SC _{s2} }
2	QKD ₁	ITS \setminus SC _{s1}	QKD ₂	ITS \setminus SC _{s2}	ITS \setminus {SC _{s1} \cup SC _{s2} }

can be complex combinations of different paths and the different options listed in table 1 and 2. In this work, most PQC links were realized as a two-technology and two-path combination over a ground link and a satellite link, while the QKD key forwarding retrieved keys from QKD modules of different vendors in series but also in parallel.

The QKD-network testbeds used for the demonstration are located in Berlin (Germany), Madrid (Spain) and Poznan (Poland). These are symbolically shown in Figure 1. Each testbed represents a metropolitan-area quantum-optical network. The distances Berlin-Madrid and Poznan-Berlin are 1860 km and 230 km, respectively. The testbeds are too far apart for state-of-the-art, point-to-point QKD links, which is an additional motivation for

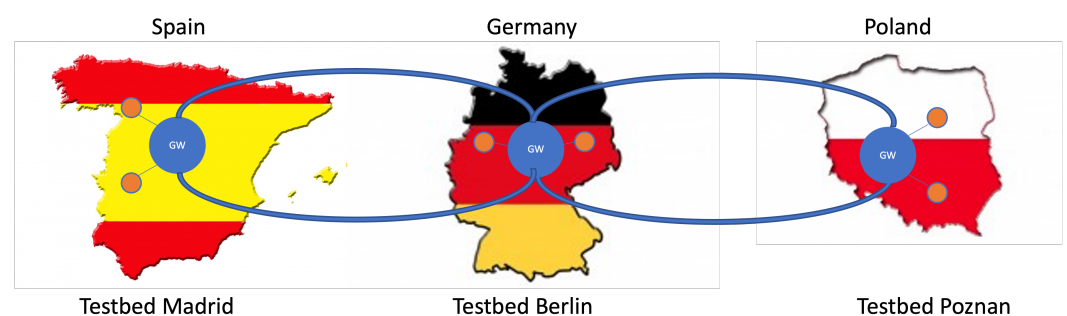


Figure 1. Connection of the quantum testbeds in Madrid (left), Berlin (middle), and Poznan (right) with emulated, long-distance QKD links. The key exchange is indicated by the curved blue lines, which connect dedicated QKD gateway nodes (blue circles) in each testbed. The other QKD nodes in the respective testbeds are indicated by orange circles.

the approach outlined above (see option 1 in table 2).

2. Participating QKD testbeds

2.1. QKD testbed in Berlin

Table 3. Equipment deployed in the quantum, key-management, and application layer of the Berlin QKD-testbed architecture.

Layers	Equipment
Quantum layer	DV-QKD systems by ID Quantique, DV-QKD systems by Toshiba, PQC key-exchange system developed by OpenQuantum Safe [11]
Key-management layer	key-management system (KMS) internally developed by DT, hardware security module (HSM) by Gemalto
Application layer	L1 hardware encryptors by Adva, L3 hardware encryptors by Thales

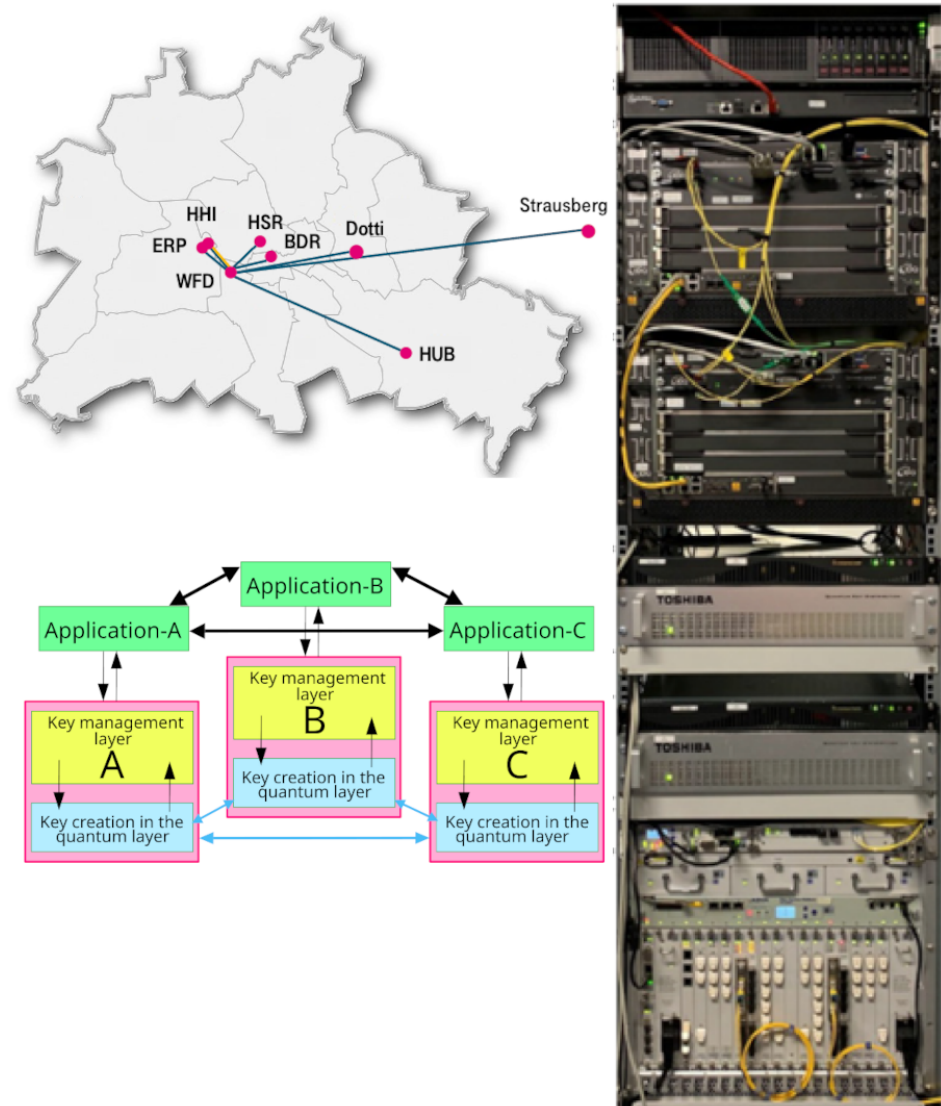


Figure 2. Dark-fiber topology in the Berlin metropolitan-area testbed (top left), deployed three-layer architecture (bottom left), rack hosting QKD modules, servers, HSMs, and encryptors (right). For more details the reader is referred to [3].

The QKD testbed Berlin connected several offices, institutes and network operating centers of Deutsche Telekom in the Berlin metropolitan area [12] using dark optical fiber. The testbed utilized a typical QKD-network three-layer architecture consisting of a quantum, key-management, and application layer but introduced PQC key exchange in the quantum layer for hybridization purposes (as discussed above). Table 3 lists the systems deployed in either architectural layer, a photo of a testbed rack hosting the equipment is shown in Figure 2.

The Berlin testbed utilized an ETSI GS QKD 014 [13] API and the encryption keys generated by the key exchange systems were imported into a hardware security module or local key store as “single point of trust”. Also, an ETSI 014 API exposed the encryption keys to application encryptors on the application layer.

2.2. QKD testbed in Poznań

The QKD testbed in Poznań was implemented based on the POZMAN and PIONIER network infrastructures. PIONIER is the Polish research and education backbone network and POZMAN is the metro area research and education network in Poznań. Both infrastructures connect multiple different research and public institutions and provide several services for its users and environment – both nationally and internationally. The PIONIER network also extends to Europe and reaches important research and education locations such as CERN in Geneva. The QKD testbed in Poznań used mainly metro area dark fibers between PSNC offices and node locations/service hubs. For specific QKD use cases the testbed used long distance PIONIER backbone dark fibers that connected directly to PSNC lab and metro infrastructure. The testbed implemented similarly as in other locations a three layer architecture consisting of a quantum, key management and application layer, the latter being based on already existing network services. Table 4 lists the systems deployed in either architectural layer, a picture of a testbed rack hosting the equipment is shown in Figure 3.

Table 4. Equipment deployed in the quantum, key-management and application layer of the Poznań QKD-testbed architecture.

Layers	Equipment
Quantum layer	DV-QKD systems by ID Quantique, DV-QKD systems by Toshiba, PQC key-exchange system
Key-management layer	Key-management system by ID Quantique, key-management system by Toshiba, security module implemented with open software solutions, OpenDNSSEC
Application layer	L1 hardware encryptors by Adva, L3 hardware encryptors by SENETAS

The Poznań testbed utilized mainly an ETSI GS QKD 014 API and the encryption keys generated by the key exchange systems were imported into the Key Management System and subsequently directly consumed by services and/or applications or possibly by the open software security module. Also, an ETSI 014 API exposes the encryption keys to

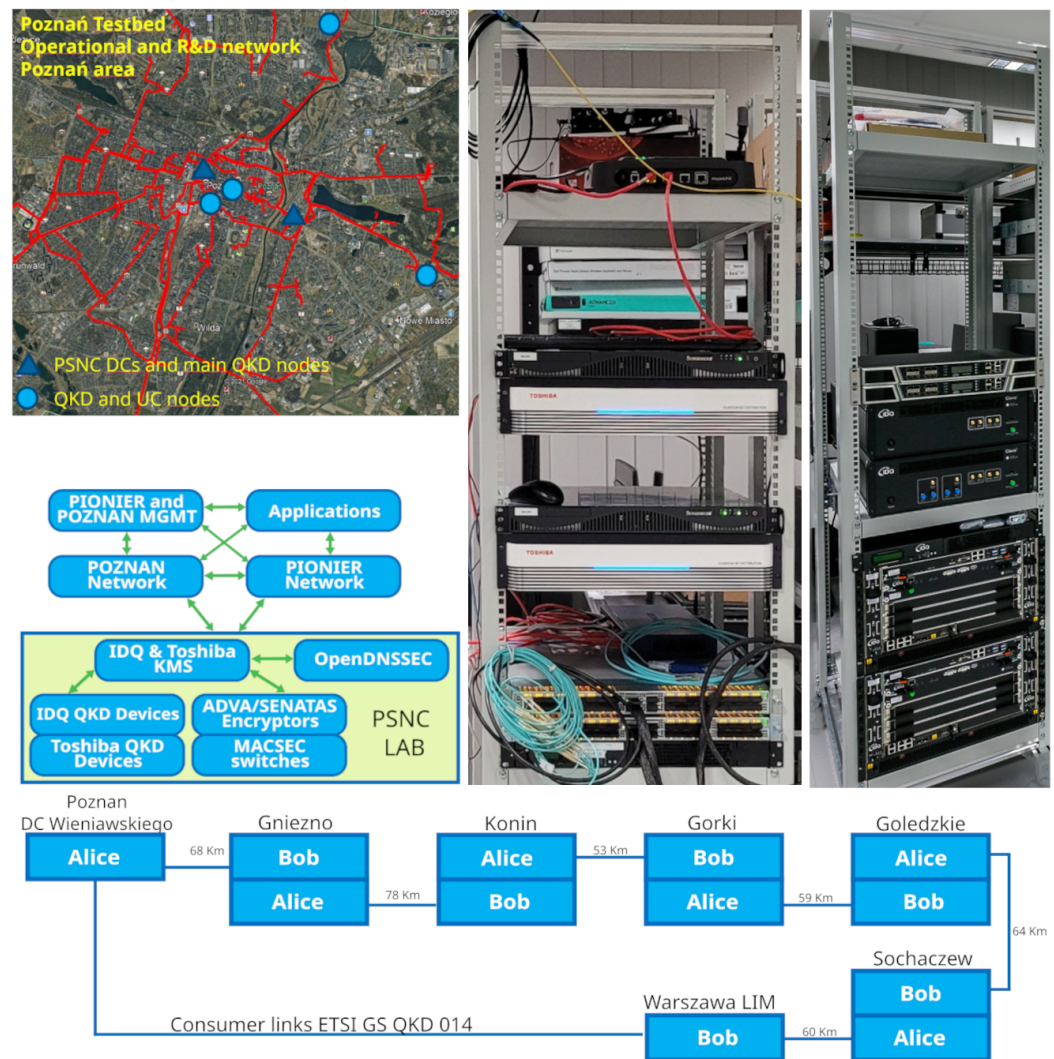


Figure 3. PSNC testbed together with the dark fiber topology in the Poznań metropolitan area (top left), deployed layer architecture for both metro and backbone networks - POZMAN and PIONIER (center left), racks hosting QKD equipment and encryptors (right), additionally connected trusted-node configuration of the long-distance QKD link between Poznań and Warsaw (bottom) [14].

application encryptors on the application layer. As an alternative the testbed implemented also the trial ETSI 020 API [15]. However, due to incomplete support in hardware it was not fully functional.

2.3. QKD testbed in Madrid

The Madrid Quantum Network or Madrid Quantum Communication Infrastructure (MadQCI) testbed has been conceived as a field trial of a real QKD production network, connecting the infrastructures of two Spanish Telecoms. On one side is Telefonica, the major telecom operator in Spain, and on the other is RediMadrid, that connects all research centers and Universities in the Madrid region. It combines dark fibers and real production channels simultaneously. The MadQCI follows a QKD software defined networking (SDN) design principle, allowing an easy integration of QKD required hardware like QKD modules, encryptors, QRNGs etc. The MadQCI is based on the Trusted Node principle [16] implemented in Madrid as a set of disaggregated but securely interconnected hardware and software components, each of them with clear and strict responsibilities, Figure 4 shows this approach and Table 5 lists the hardware and software systems deployed on this testbed.

Table 5. Equipment deployed in MadQCI. Note that the layout of this table is unlike the preceding two ones, as a consequence of the differing architecture of the Madrid QKD network.

Planes	Equipment and software deployment
Quantum forwarding plane	DV-QKD systems by ID Quantique, DV-QKD systems by Toshiba, CV-QKD systems by Huawei Technologies Duesseldorf (HWDU), PQC key-exchange developed by UPM, key-forwarding and key-store software modules developed by UPM
Control plane	Modules developed for the Madrid QKD-SDN software stack by UPM
Application plane	L1 hardware encryptors by Adva, L2 hardware encryptors by Rohde & Schwarz, L3 software encryptors developed by UPM, further security applications developed by UPM and Telefonica

Note that this table differs in form from the previous one, due to the distinct QKD network architecture (a SDN one) used in MadQCI. For Key delivery ETSI GS QKD 004 API [17] and ETSI GS QKD 014 API are used in a transparent way in the south and north bound interfaces of the UPM control (or intermediate) layer. It allows delivering key material to the application layer (e.g. encryptors) over appropriate interface independently of the key delivery interface used by the QKD devices.

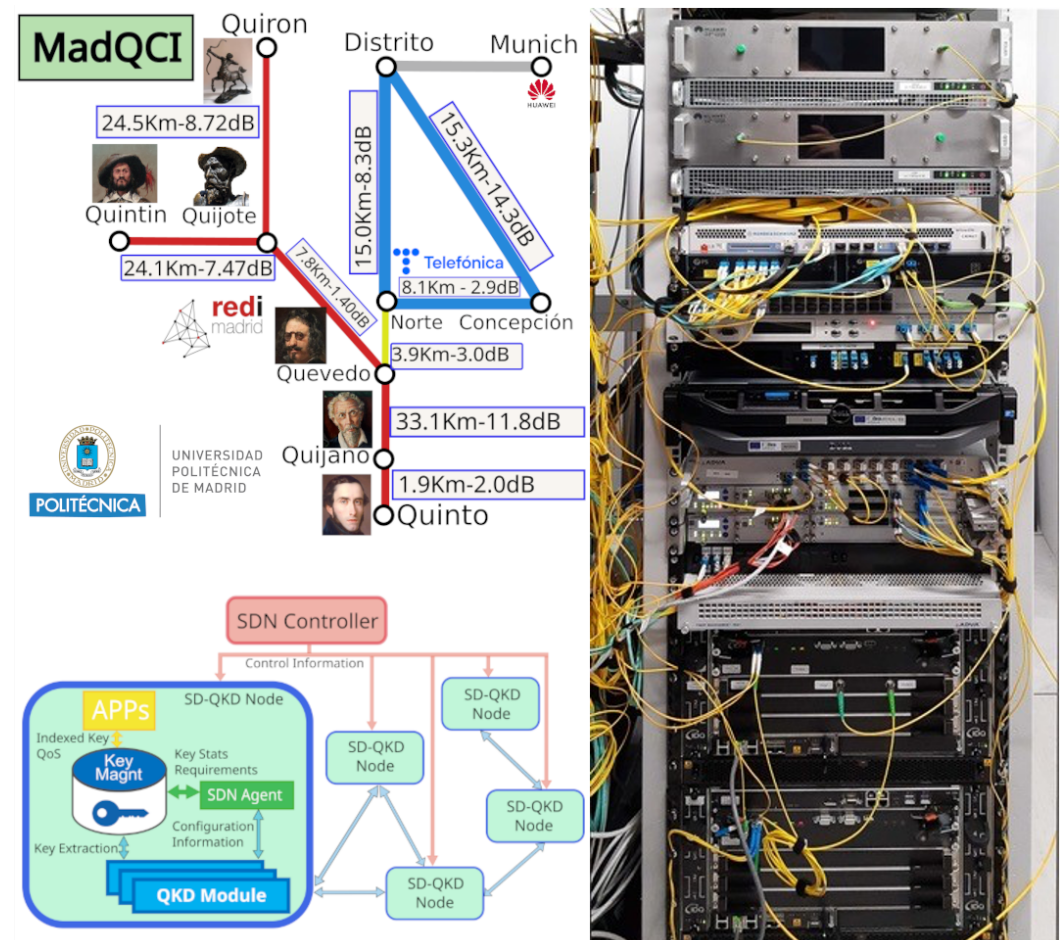


Figure 4. Madrid Network – topology (top left); Madrid Network – functional diagram (bottom left); Quijote Node (right).

Due to its SDN nature, the MadQCI is highly based on open interfaces and standard tools, schemes and protocols, also typically used by telecommunications industry. The same approach has been followed with respect the QKD modules, and important standards have been integrated into the network. In addition to the aforementioned ETSI GS QKD 004 and 014 APIs for key delivery, ETSI GS QKD 015 is used for interfacing the SDN-QKD node control agent and the SDN logically centralized network controller, that orchestrates any key delivery between end-to-end (E2E) nodes.

3. Key-generation technologies

In this section we address different key generation technologies and paths that we have deployed. We start with a basic description of QKD key exchange systems and their integration into telecommunication provider infrastructure. Due to multiple network providers and multiple QKD integrations, protocols and control systems involved in this project [3,18], we address how to exchange keys via QKD border nodes, via quantum safe border nodes (PQC) and, to add an extra bit of security, how to exchange keys via a quantum safe (PQC) network of disjoint network paths. Here the availability of QKD in each separate network is taken for granted.

3.1. QKD networks

QKD links generate encryption keys at distant network nodes. The security of QKD links is based on the security of the QKD protocols and their implementation. The QKD systems establish (at least on a protocol level) an ITS communication channel, meaning, as already stated, that the key exchange is secure independently of the resources of the attacker¹. Each QKD Module exposes a key delivery API, it could be a proprietary interface, or a standard one like ETSI GS QKD 004 or ETSI GS QKD 014. These interfaces allow the higher level layer(s) to store securely way all the key material generated by each QKD Module in a KMS/HSM. In our experiments in the Madrid test bed, we combined both ETSI interfaces in a transparent manner, storing key material per node that has been delivered through both interfaces. (As outlined above the Berlin and Poznan test bed only ETSI GS QKD 014 had been used.)

As already also discussed, the QKD networks are typically based on the principle of trusted nodes (secure nodes, from which no secret information can be retrieved) [16]. The trusted nodes are physically connected through quantum channels (and classical associated channels). The key material generated on a such a QKD link is local to the (two) trusted nodes that each link connects, meaning these keys are only known to the legitimate users at the endpoints of this link. A QKD network is a set of (potentially dynamic) interconnected QKD links, each of them with their local key material. This means that if two end-points want to share the same key when they do not share a direct quantum link, the network needs to transport key material utilizing the key generated over quantum links. As noted this process is typically denoted as key forwarding, key transport or key relay, and is a secure communication of the final E2E key using the key material generated per link to protect the final key transport from node to node until the destination one is reached. Once the destination has obtained the key material, it is possible to establish secure E2E communication. This requires a precise synchronization of distributed KMS among all the intermediate nodes involved in a key transport path, for any E2E key delivery on the network.

Before we continue, we point out that the main (although by no means the only) application of symmetric key material is encryption, i.e. the utilisation of the key for

¹ Note that sometimes ITS is defined as security against adversaries with unlimited computing resources, where the latter naturally include quantum computing ones. The most general attack by an adversary with arbitrary quantum resources can be viewed as a quantum computer plugged in the communication line (not a remote quantum computer!). In this sense the two definitions are identical although an adversary with unlimited computing resources can erroneously be understood in the more limited sense of an adversary with only unlimited REMOTE (quantum or classical) computing resources.

encryption purposes. While the One Time Pad encryption (combined with almost strongly universal₂ hashing – see [19] and related articles – for ensuring message integrity) is ITS, this method is too "key hungry" to be readily applied. For this reason traditional block cipher algorithms such as AES or ChaCha are widely used. While not being ITS these are currently believed to be (at least) quantum safe as the best quantum attack known against symmetric cryptography is based on the Grover algorithm for quantum computers that allows executing a brute force attack with "just" a quadratic speed-up.

3.1.1. Long-distance (pseudo-QKD) links

The long-distance links as of today in Europe can only be realized using a QKD emulation technology (here we use quantum-safe or PQC methods), since, as already mentioned above, neither long-distance QKD, nor trusted repeating chains and/or (constellation of) QKD trusted satellites are yet deployed on the continent. For this reason, all long-distance links have been realized using PQC KEM protocols and SIG authentication. We have, however, as discussed in the introduction chosen a two-factor approach, in which different implementations of PQC KEMs have been used and different physical paths have been employed. Specifically, different networks, including the terrestrial internet and commercial satellite systems were used for the demonstrations.

We have extended the QKD key forwarding concept to a border node problem to be able to transport key material on network segments and "long hauls", for example in the same network, but also between different metropolitan networks, even on an intercontinental scale. In this work we propose four approaches, that we have deployed on different points of presence (PoPs) of the network. These approaches have a purely experimental purpose, but they may be seen as demonstrator or rather an emulator for a trans-European long-haul QKD network.

Link-based border node

This implementation has been introduced in the Madrid QKD network to connect the networks of two different telecommunication providers, the REDIMadrid QKD network with the Telefónica QKD network. Namely, this connection is between the nodes Quevedo (REDIMadrid) and Norte (Telefónica) represented in Figure 4 as a purple line. The link is on top of an IDQ system running in the 1310 band and a number of HWDU links running in the 1550 nm band. A hybridized key, produced by means of the keys generated over those links, is shared by the two network segments and used as a bridge to transfer keys from any node in one network segment to any other node in the other segment.

Long-haul link-based border node

This approach is logically similar to the previous one. One segment is the Telefónica Network, and the other segment is at the HWDU facilities in Munich, represented in Figure 4 as grey. The long distance between both network segments cannot be covered presently following the QKD trusted node approach. As an alternative and knowing that both segments of the network are based on the same SDN paradigm and design, a border node is simulated as in the previous approach by emulating a long distance QKD link, using PQC key generation.

We decided to implement this link using ETSI GS QKD 004 as key delivery interface because of the quality of service (QoS) options offered by this API. It allows us to simulate this link according to a certain key rate, that we decided to run constantly at 256bps and key length of 32 bytes, which is a conservative speed but allows us to simulate a set of trusted nodes with key provisioning.

Long-haul application-based border node

This approach is oriented to the interconnection of networks that are completely different in terms of design, for example: networks based on classical layered communications (Berlin, Poznan) to a network based on a different paradigm such as, QKD software defined

network (Madrid). (This approach has also been used to connect Berlin and Poznan). The idea is to have an application service running on authorized nodes on each network. This application service is administrated in each domain by the respective network operator. Due to the long distance between the testbeds, both sides of the application establish an emulated QKD link (again, a PQC link instead of a QKD one), albeit in a two-factor way based only on hybridization of two implementations but over the same path. In detail, the algorithm consists of the following steps:

1. Retrieve random numbers (RNDs) and matching identifiers RNDIDs from a (quantum) random number generator ((Q)RNG).
2. Encrypt the random numbers using different PQC KEM algorithms, independently and hybridize the outputs to a single key string.
3. Add meta information, for example the RNDID, a key validity period or the name of the sending node is added to the encrypted random number. The entire package is finally signed using a different PQC SIG algorithm for each KEM choice.
4. After data serialization, the data package is sent from one border node to the other border node.
5. Finally, the sending side pushes the encryption key, the identifier and the corresponding meta data into a KMS that may be a HSM or an encrypted file share.

At the receiving node, the key exchange protocol consists of the following steps

1. After the reception of a message the sender is identified by its IP address.
2. The message is deserialized and the signature of the sender is validated using the PQC SIG algorithms. The appropriate public SIG key(s) of the sender is (are) determined from the IP address recorded at step 1.
3. If validated, the receiver de-hybridizes and subsequently decrypts the encrypted random number, the identifier and corresponding metadata.
4. Finally, the receiving side pushes the transported key, the identifier and the corresponding meta data into an KMS.

Since the algorithm is applied on the application level, no low-level details of the network architecture are required for this service. The border node service is running constantly, and it stabilizes a constant PQC link where randomized keys could be obtained by several methods (one of them being the use of a QRNG). The keys are protected and shared between both sides of the border-node to border-node link and used as transport keys to protect the final E2E key material. Note that if (one of) the SIG or KEM implementations is broken this might result in a denial-of-service attack as the final keys between the distant nodes might not coincide or the messages be considered unauthorized.

The Quantum safe long haul application-based border node has been implemented as a regular QKD key consumer application on top of the KMS using ETSI GS QKD 004 (ETSI GC QKD 014 could also be appropriate). This approach had been designed for the key interchange between different (architectural and functional) networks. Applying the key interchange on the application layer hides the low level details of the network and delegates the key transport to the operators network architecture.

Long-haul application-based border nodes with multi-path diversity

This approach adds multi-path security to the previous one using two disjoint network links. We have used the public internet or the “ground link”, and a satellite-based link via the commercial Iridium network, or the “space link”. We chose the Iridium network, because it is a commercial network with worldwide coverage and affordable access. The setup is shown in Figure 5. Note that in the introduction, we have already mentioned that the two-path diversity is preferable security-wise. Again, the long distance forces us to use emulations of QKD (PQC as above). A two-path algorithm, based on different PQC KEM and SIG protocols is detailed below. It differs from the one outlined in the previous approach in the sense that non-coinciding random number strings are sent in this two-factor version along different routes and subsequently these are combined, rather

than encrypting a single random string with different methods and then hybridizing the result. Similarly, if (one of) the SIG or KEM implementations is broken this might result in a denial-of-service attack as the final keys between the distant nodes might not coincide or the messages be considered unauthorized.

The PQC-based, two-path key exchange protocol involves the following steps for the sending node:

1. Retrieve two random numbers (denoted by RND_1 and RND_2) and a matching identifier per RND (denoted by a single RNDID) using a (Q)RNG. The index 1 is liaised to the space link, whereas the index 2 denotes the “ground link”.
2. Encrypt the random numbers using different PQC KEM (Key Encapsulation Mechanism) algorithms. Depending on the chosen path, a different public KEM key is applied. Any appropriate KEM algorithm may be used. We used Kyber on the space link and NTRU on the ground link, because these algorithms proved good performance with current implementations [20].
3. Meta information, for example the RNDID, a key validity period or the name of the sending node is added to the encrypted random number. The entire package is finally signed using a different PQC SIG algorithm for each network path. Any appropriate SIG algorithm may be used. We used Falcon on the space link and Dilithium on the ground link.
4. After data serialization, one key package is sent via the space link, the other key package via the ground link.
5. On successful data transmission, the sending side combines the two random numbers RND_1 and RND_2 to compute an encryption key (KEY) using a key derivation function (KDF), so that $KEY = KDF(RND_1, RND_2, PSK)$, where PSK is some (possibly empty) pre-shared key string. Any KDF standardized by NIST or ETSI may be chosen [11,21]. (This choice must be restricted in case of true QKD links to epsilon-composable functions to avoid reducing the security level of a potentially ITS key.) The KEYID is set identical to the RNDID and will be required for key negotiation protocols. Finally, the sending side pushes the encryption key, the identifier and the corresponding meta data into a KMS.

At the receiving node, the key exchange protocol consists of the following steps

1. After the reception of a message on either network path_{*i*}, $i=1,2$, the sender is identified by its IP address.
2. The message is deserialized and the signature of the sender is validated using the PQC SIG algorithm. The appropriate public SIG key(s) of the sender is (are) determined from the IP address recorded at step 1.
3. If validated, the receiver decrypts the encrypted random number RND_i , the identifier RNDID_{*i*} and corresponding metadata using the PQC algorithm KEM_{*i*}.
4. The decrypted random numbers, their identifiers and metadata are then sent to a queue for further processing.

If two random numbers RND_1 and RND_2 with the same identifier RNDID are found in the queue, the numbers RND_i will be combined so that $KEY = KDF(RND_1, RND_2, PSK)$ is computed (see above the comments on the KDF choice). Finally, the receiving side pushes the final key, the identifier and the corresponding meta data into a KMS. This solution makes use of Open Quantum Safe (OQS) [22] for the implementation of the PQC KEM and SIG algorithms. The PQC algorithms are compiled into openssl. A PQC enabled version of the nginx web server with multiple workers is used and the python code uses multithreading to increase the performance.

The security system preserves the secrecy of the final key, as long as a single path of the disjoint network paths remains secure. This means that even if a PQC algorithm used on one of the paths will be successfully attacked in the future, the other PQC algorithm acting on the disjoint path (if not also broken) would guarantee the overall security of the system (up to a denial-of-service, as discussed above). The KDF is combining the

two random numbers in such a way, that even the knowledge of one of the two RNDs would not allow the adversary to compute the resulting final key [23], a property known as robust combination. As discussed, the security of the solution can even be increased by adding more disjoint paths and securing the key exchange using different PQC algorithms. Besides the combination of satellite and terrestrial networks, there are other commercial networks which are disjoint: for example, the networks of competing mobile network service providers or European research fiber networks or commercial fiber networks. Once existing, even a satellite QKD or long-haul quantum optical key exchange link may be added [24,25] to make the solution information theoretical secure (albeit by a more careful selection of the KDF, as discussed above) with a significant side channel reduction.

On a virtual machine with 2 CPUs and 16GB RAM, the software solution was able to transfer 16 final keys (used then as AES keys), each of 256 Bit, per second. To do so, and to compensate for the long latency of about 600ms per request, the best performance was achieved when sending blocks of 50 to 75 keys per https session. The bottleneck of the implementation turned out to be the recombination function to grab the two random numbers and apply the KDF. We believe that the software performance can be tremendously improved by choosing a more powerful coding language, like RUST or C and by changing the software architecture to asynchronous queuing with multiple stateless microservices acting. The solution itself is horizontally scalable with more microservices exchanging keys between the end point sharing the capacity of a larger number of satellite access antennas. The usage of a LEO (Low Earth Orbit) satellite constellation, like Star Link [26] may also increase the performance of the implementation. Geographically, the solution may be scaled globally by integrating more end points and using existing or coming satellite constellations in conjunction with “standard” internet connections.

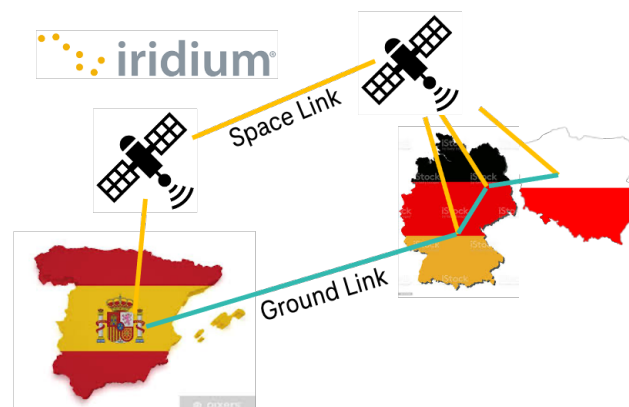


Figure 5. The disjoint network is realized by a “space link” via the Iridium network and a “ground link” via the public internet. The network connects the gateway nodes of the Madrid, Berlin, and Poznan QKD testbeds. The Munich Research Center of Huawei in Germany serves as a pseudo-internal node of the Madrid network.

3.1.2. Key forwarding through border nodes

This paper presents various solutions to realize a border node key exchange between individual European QKD deployments making use of QKD and PQC as an emulation of QKD (see above). This yields an overarching architecture, where border nodes are deployed to interconnect QKD deployments. As shown in Figure 6, random numbers are forwarded from a source QKD node to the border node (communication secured by QKD keys), from there to another border node of a target QKD infrastructure (secured for now by an emulated QKD, or a QKD satellite in the future) and further on to a target QKD node. As a result, the source and the target QKD nodes share the same random number, which they may utilize as, e.g., a secure key to, e.g., encrypt the classical data payload. As described in the introductory section of this paper, the distant link (border node integration)

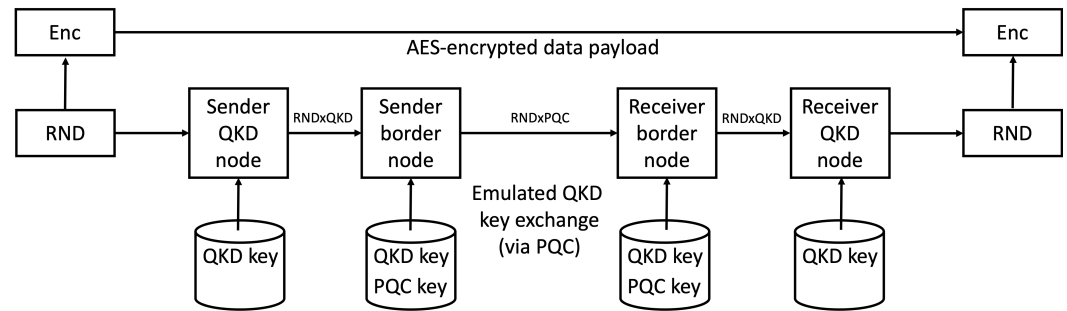


Figure 6. Integration of an emulated QKD key-exchange system into a QKD architecture. The keys of the emulated QKD key exchange are stored in the local key store of the border nodes. A sending QKD node forwards a random number through the trusted-node chain of the senders border node and the recipients border node to the receiving QKD node. The random number is either directly used as a final secure key or two random numbers, transferred across disjoint network links, are combined using a KDF for final secure key.

was realized using PQC links due to the lack of appropriate quantum technology. Thus the PQC links stand for emulated QKD links in the context of a final architecture blueprint.

The resulting network is fully meshed. Each gateway node operates a PQC key exchange server that is listening for incoming connections. Additionally, each gateway node could initiate a key exchange through the key exchange client, yielding a bi-lateral key exchange. The integration of the PQC key exchange works through standard interfaces like any other key supplier. The testbeds integrate the PQC key exchange by pushing the keys, their identifiers and their metadata directly into the KMS at every location, where they can be consumed by encryptors or applications via the ETSI GS QKD 004 or 014 API [13,17] and an appropriate key negotiation process. Figure 7 shows an overview of the four border node solutions deployed in this project.

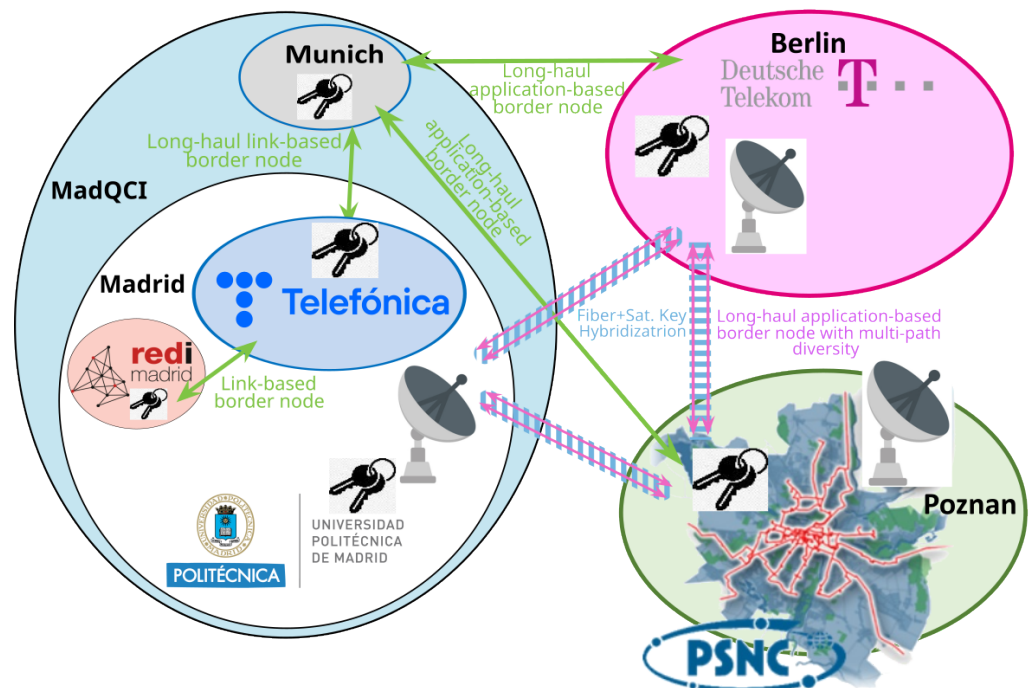


Figure 7. Long-distance (pseudo) QKD links connecting the metropolitan-area QKD networks of Madrid & Munich, Berlin, and Poznan.

3.2. Hybridization of all generated keys

Security usually is a crucial parameter in network communications. We therefore propose to integrate a hybridization scheme to compute hybrid final keys at each network node. Previous approaches [27] combine PKC keys with QKD and indicate the possibility to use even PQC. In the present work the hybridization is i) following the Muckle scheme [9] that puts forward a hybrid method for authenticated key exchange, and, ii) additionally, is relying on extended hybridization involving multiple media/paths. We are also explicitly motivating this strategy by a careful analysis of the potential security benefits of combining practical implementations of protocols (not to be confused with the pure protocols themselves).

The key exchange module between PoPs has been modified to manage not only QKD keys, but also PQC ones. The systems also allow the use of several key exchange modules in parallel, even with the same PoPs. The KMS systems receive the keys (QKD and PQC or any other key exchange mechanism) in a transparent manner from these key exchange modules, so the KMS can establish different quantum safe key exchange session with other PoPs, using QKD links, PQC links and a combination of both in a simple way.

To do that, the key exchange modules are running in parallel on each node delivering keys to the KMS. The payload functionality of the key exchange modules is vendor- and technology-independent, and the only exposed interfaces are the ETSI GS QKD 004 or 014 ones. The KMSes only get notice of a new link between two PoPs. This design enables generic integration of additional links, and the keys generated by PQC are internally managed by a KMS exactly as any key material generated by QKD. All these interfaces can be seen as quantum safe key delivery interfaces, whereby (Q)RNG serves as key source [28]. The PQC link is implemented as a TCP connection, with package delivery granted and in order. That allows to simulate a potentially infinite, protected stream of keys with PQC between any two peers of the network and identity authentication of the end points is required only when a new TCP stream is started. The use of PQC links allows to have long distance quantum safe links where QKD cannot reach right now, but the current design, exposing standard QKD interfaces, makes possible to replace PQC by QKD links when the technology will be mature enough and with a minimal impact on the rest of the architecture. The hybridization of QKD and PQC keys will, as described earlier, deliver a key exchange system with significantly reduced side channels due to the use of principally different technologies and implementations thereof.

The key hybridization process is done applying a hybridization KDF. The key hybridization process is performed as an internal process on the KMS that manages different internal key stores. The key hybridization process needs to process the appropriate key bits so that a new, hybrid key is computed, stored and handed over to applications and encryptors. Alternatively, hybridization may be left to the application, since the application oversees enforcing the required security level itself – by picking a key or a combination of keys exchanged under the right security paradigm.

4. Conclusions

QKD networks are a key building block for quantum-safe communications and the interest in related research fields and subsequent industrialization is increasing rapidly. There is an emerging necessity of deploying QKD metro networks, but also connecting these metro networks over long distances. The present publication demonstrates several, viable approaches for a quantum-safe key exchange between three of the major, production-grade QKD testbeds in Europe, that are Berlin, Madrid, and Poznan. These three testbeds are different in terms of network architecture, functionalities, and management, reflecting the different ways that a telecommunications company may operate its infrastructure. Different key exchange realizations were defined, including key exchange over different physical media (fiber and satellite), to enable E2E communication between all nodes of all participating networks.

A cross-European, E2E key exchange was designed, which follows the SDN principles adapted to QKD. This approach allows to interconnect nodes not only belonging to the same, but also to different networks by QKD-powered, quantum-safe links. As an example, two network domains in Madrid, REDIMadrid and Telefónica, were connected through an SDN-based QKD layer. This approach was extended to include PQC in parallel with QKD, combining both technologies simultaneously to augment the strength of each link. Using the SDN paradigm, Madrid and Munich were connected through emulated QKD links to demonstrate the security transparency also for long-distance links.

Additionally, an E2E key exchange based on the application layer was proposed. This method is very generic and easy to adapt to any infrastructure. It does not require any specific type of network design but needs local management of key-forwarding requests.

Diversifying the key generation across disjoint network paths, e.g., via fiber, satellite, or mobile network links, adds extra security. Moreover, if the key generation over such paths is based on different technologies, such as PQC and prospective long-distance QKD, this effect will be enhanced. Multiple, different key-combination variants based on such multi-path and -technology key streams were realized in the presented connection of the testbeds. This approach would also lead to a significant reduction of side channels that come about in real-world implementations of ideal protocols.

The findings presented in this work open the door to long-haul interconnectivity between QKD metro networks. Multiple, quantum-safe technologies were combined in parallel to define the next generation of highly-secure, pan-European interconnectivity. The proposal can readily be adopted and offers a scalable security layer that is extendable to all the continent and even across continents.

Funding: We would like to thank the project MadQ-CM (Madrid Quantum, Comunidad de Madrid) funded by the European Union (NextGenerationEU, PRTR-C17.I1) and by the Comunidad de Madrid (Programa de Acciones Complementarias), QuantERA II Programme, European Union's Horizon 2020 research and innovation program under Grant Agreement No 101017733, and with funding organizations: The Foundation for Science and Technology – FCT, Agence Nationale de la Recherche – ANR, and Spanish Agencia Estatal de Investigación – AEI, and the European Union's Horizon Europe research and innovation funding program under the project “Quantum Secure Networks Partnership” (QSNP, grant agreement No 101114043).

References

1. Shor, P.W. Polynomial-time algorithms for prime factorization and discrete logarithms on a quantum computer. *SIAM review* **1999**, *41*, 303–332.
2. Moody, D. Let's Get Ready to Rumble. The NIST PQC “Competition”. In Proceedings of the Proc. of First PQC Standardization Conference, 2018, pp. 11–13.
3. Braun, R.P.; Geitz, M. The OpenQKD Testbed in Berlin. In Proceedings of the 2021 Asia Communications and Photonics Conference (ACP), 2021, pp. 1–3.
4. Bundesministerium für Bildung und Forschung. DemoQuandt, Schlüsselaustausch im deutschen Telekommunikationsnetz für höhere IT Sicherheit, 2022.
5. Qi, W. Overview of Quantum Communication Industry Development in China. In Proceedings of the ETSI QSC workshop 2023, 2023. https://doi.org/https://docbox.etsi.org/Workshop/2023/02_QUANTUMSAFECRYPTOGRAPHY/TECHNICALTRACK/WORLDTOUR/CASQUANTUMNETWORK_QI.pdf.
6. ETSI group Specification on QKD 016 V1.1.1, 2023.
7. The European Commission. OpenQKD, a Horizon 2020 Quantum flagship project, 2019–2023.
8. The European Commission. Europäische Quantenkommunikationsinfrastruktur (EuroQCI), 2023.
9. Dowling, B.; Hansen, T.B.; Paterson, K.G. Many a Mickle Makes a Muckle: A Framework for Provably Quantum-Secure Hybrid Key Exchange. *Cryptology ePrint Archive*, Paper 2020/099, 2020. <https://eprint.iacr.org/2020/099>.
10. Pacher, C.; Abidin, A.; Lorunser, T.; Peev, M.; Ursin, R.; Zeilinger, A.; Larson, J.A. Attacks on quantum key distribution protocols that employ non-ITS authentication. *Quantum Information Processing* **2016**, *15*, 327–362.
11. TECHNICAL COMMITTEE (TC) CYBER (CYBERSECURITY), 2020.
12. Braun, R.P.; Geitz, M.; Döring, R. Berlin OpenQKD Testbed Evaluating Quantum Key Distribution in Provider Networks. ICSCC 2023, to be published in International Conference Proceedings Series by ACM (ISBN: 979-8-4007-0781-0).
13. Tanizawa, Y.; Ward, M.; Sato, H.; Martin Ayuso, V.; Aguado, A.; Maurhart, O.; Mink, A.; Lutkenhaus, N.; Peev, M.; Huttner, B.; et al. ETSI group Specification on QKD 014 V1.1.1, 2019.

14. National Laboratory for Photonic and Quantum Technologies NLPQT project, 2023.
15. ETSI group Specification on QKD 020, 2023.
16. Peev, M.; Pacher, C.; Alléaume, R.; Barreiro, C.; Bouda, J.; Boxleitner, W.; Debuisschert, T.; Diamanti, E.; Dianati, M.; Dynes, J.; et al. The SECOQC quantum key distribution network in Vienna. *New Journal of Physics* **2009**, *11*, 075001.
17. Dávila, J.; Lanco, D.; Mink, A.; Soto, M.; Martín, V. ETSI group Specification on QKD 004 V2.1.1, 2020.
18. Martín, V.; Brito, J.; Ortíz, L.; Brito-Méndez, R.; Vicente, R.; Saez-Buruaga, J.; Sebastian, A.; Aguado, D.; García-Cid, M.; Setien, J.; et al. The Madrid Testbed: QKD SDN Control and Key Management in a Production Network. In Proceedings of the 2023 23rd International Conference on Transparent Optical Networks (ICTON). IEEE, 2023, pp. 1–4.
19. Carter, J.L.; Wegman, M.N. Universal Classes of Hash Functions. *Journal of Computer and System Sciences* **1979**, *18*, 143–154.
20. Döring, R.; Geitz, M. Post-quantum cryptography in use: Empirical analysis of the tls handshake performance. 2022, Vol. NOMS 2022-2022, IEEE/IFIP Network Operations and Management Symposium, pp. 1–5.
21. Chen, L. Recommendation for Key Derivation using pseudorandom functions. *NIST Special Publication 800-108* **2009**.
22. The Open Quantum Safe Project. liboqs - an open source C library for quantum-safe cryptographic algorithms, 2022.
23. Federal Office for Information Security (BSI). Cryptographic Mechanisms: Recommendations and Key Lengths, 2022.
24. Döring, R.; Geitz, M.; Braun, R.P. Post-Quantum Cryptography key exchange to extend a high security QKD platform into the mobile 5G and 6G networks. ICCNT 2023, to be published in Lecture Notes on Data Engineering and Communications Technologies.
25. Geitz, M.; Döring, R.; Braun, R.P. Hybrid QKD & PQC Protocols implemented in the Berlin OpenQKD testbed. ICFSP 2023, to be published in IEEE Xplore.
26. Yadav, A.; Agarwal, M.; Agarwal, S.; Verma, S. Internet From Space Anywhere and Anytime - Starlink. In Proceedings of the Proceedings of the Advancement in Electronics & Communication Engineering 2022, 2022.
27. Aguado, A.; Lopez, V.; Martinez-Mateo, J.; Szyrkowiec, T.; Autenrieth, A.; Peev, M.; Lopez, D.; Martín, V. Hybrid conventional and quantum security for software defined and virtualized networks. *Journal of Optical Communications and Networking* **2017**, *9*, 819–825.
28. Herrero-Collantes, M.; Garcia-Escartin, J.C. Quantum random number generators. *Reviews of Modern Physics* **2017**, *89*, 015004.

Disclaimer/Publisher’s Note: The statements, opinions and data contained in all publications are solely those of the individual author(s) and contributor(s) and not of MDPI and/or the editor(s). MDPI and/or the editor(s) disclaim responsibility for any injury to people or property resulting from any ideas, methods, instructions or products referred to in the content.