

# On Self-Supervised Dynamic Incremental Regularised Adaptation

Abanoub Ghobrial, Kerstin Eder

University of Bristol, Bristol, UK

**Abstract.** In this paper, we overview a recent method for dynamic domain adaptation named DIRA, which relies on a few samples in addition to a regularisation approach named elastic weight consolidation to achieve state-of-the-art (SOTA) domain adaptation results. DIRA has been previously shown to perform competitively with SOTA unsupervised adaption techniques. However, a limitation of DIRA is that it relies on labels to be provided for the few samples used in adaption. This makes it a supervised technique. In this paper, we discuss a proposed alteration to the DIRA method to make it self-supervised i.e. remove the need for providing labels. Experiments on our proposed alteration will be provided in future work.

## 1 Introduction

Deep neural network (DNN) classifiers are frequently used in the development of autonomous systems (AS) to enable them to interact and adapt to dynamically changing real-world settings in order to accomplish their intended goals. Using DNNs in autonomous systems has the advantage of producing extremely non-linear decision boundaries to handle the complexity of operating settings since they can learn intricate patterns of complex surroundings. However, verifying the behaviour of DNNs to allow for their deployment is challenging. Self-driving vehicles are a common example of these ASs. According to recent research, an impractical amount of testing is necessary for every software update of a self-driving vehicle in order to validate the system before it can be put into use [1]. Alternatively, Koopman et.al. [2], proposed that after an AS passes a minimum safety validation case, the system is put into use and enhanced during operation to improve reliability.

In retraining of DNN classifiers, the optimiser modifies the decision boundary based on the samples used in training. During operation, there are usually only a few samples available for retraining. Retraining using few samples can result in a phenomenon known as *catastrophic forgetting*, where the model fails to generalise to the domain distribution [3]. Several methods have been developed focussing on during operation adaptation of classifiers using few samples both in a supervised and unsupervised (or self-supervised) manner, e.g. [4, 5, 6, 7]. State-of-the-art (SOTA) performance of adaptation during operation using few samples has been depicted by DIRA (Dynamic Incremental Regularised Adaption) [4]. However, DIRA relies on being provided with labels for the retaining samples.

In the theme of accelerating machine learning, waiting for human operators to provide labels hinders the adoption of such retraining approaches for systems that need to adapt promptly. Additionally, having a human in the loop to provide labels when needed creates a bottle-neck in terms of cost of utilisation of adaptable machine learning techniques on a large scale. In this paper, we discuss the potential of making DIRA self-supervised, to create DIRA-SS. A full study on the success and effectiveness of DIRA-SS is left for future work. This paper is organised as follows, section 2, we discuss related work material. Section 3 summarises existing work on DIRA. Section 4 discusses our proposed approach for applying self-supervision to DIRA.

## 2 Related Work

### 2.1 Types of Incremental Learning

‘Continual learning’ is the term used to refer to DNNs that need to gradually learn new information from a continuously changing data stream. In a continual learning setting the problem of learning is broken down into several parts that need to be learned sequentially. These parts are often called *tasks*. Therefore, the term ‘task’ tends to have several meanings in the literature. These several connotations of the term task make it difficult to study the different challenges associated with continual learning. Ven et al.[8], proposed to break down continual learning into three incremental learning scenarios: task-incremental, domain-incremental, and class-incremental learning (see Table 1). Each scenario describes the context of the parts required to be learned sequentially, formerly the three scenarios contexts were referred to using the term task. Braking continual learning into different scenarios makes it more convenient to study the different challenges associated with each scenario, and subsequently develop appropriate

---

This research is part of an iCASE PhD funded by EPSRC and Thales UK.

Abanoub Ghobrial (e-mail: abanoub.ghobrial@bristol.ac.uk) and Kerstin Eder (e-mail: kerstin.eder@bristol.ac.uk) are with the Trustworthy Systems Lab, Department of Computer Science, University of Bristol, Merchant Ventures Building, Woodland Road, Bristol, BS8 1UB, United Kingdom.

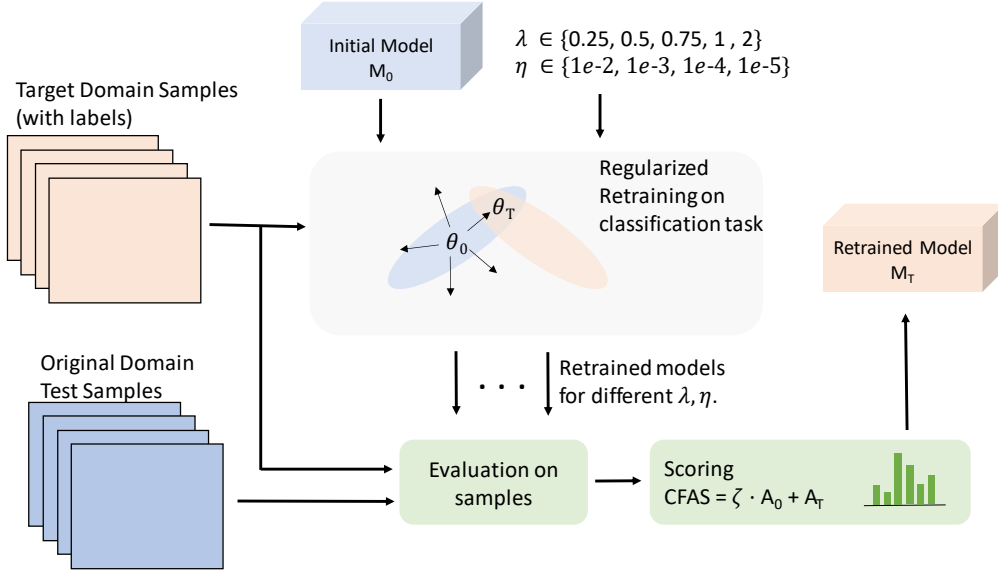


Fig. 1: DIRA (Existing Approach) [4]

techniques to overcome the associated challenges [9, 10, 11, 12]. Domain incremental learning is the relevant scenario to this paper, whereby the model needs to learn the same problem but in different contexts, because the domain or input distribution has shifted. DIRA tries to achieve domain incremental adaptation using a limited number of samples.

Scenario	Description
Task-Incremental Learning	Sequentially learn to solve a number of distinct tasks.
Domain-Incremental Learning	Learn to solve the same problem in different contexts.
Class-Incremental Learning	Differentiate between incrementally observed classes.

Table 1: Overview of incremental learning scenarios [8]

## 2.2 Domain Adaptation Frameworks

There have been several introduced approaches in the literature that address the problem of domain-incremental adaptation. Refer to Mirza et al. [5] for a brief breakdown of categories of different introduced approaches in the literature. Here we will cover the two SOTA methods relevant to our proposed method.

The first method is DIRA [4], which aims at achieving adaptation through the regularisation of new and old information. The model is retrained on samples (with provided labels) from the target domain. DIRA uses elastic weight consolidation [13] as a regularisation technique to avoid catastrophic forgetting and achieve adaptation using very few samples. This allows the model to benefit from transfer learning of information from the initial domain to the target domain.

The second method is TTT (Test-time training) [7, 6]. The method combines different self-supervised auxiliary contexts to achieve domain adaptation. They break down neural network parameters into three parts, such that pictorially the architecture has a Y-structure. The bottom section of the Y-structured architecture represents the input layer and the layers responsible for the shared feature extraction, whilst the other two sections contain layers for learning and outputting labels for the main and auxiliary tasks independently. An example of this auxiliary task is being able to tell the rotation of the input image at 90 degrees increments i.e. 0, 90, 180, 270 degrees. During training time the whole neural network is optimised using a combined loss function that aims to maximise performance on both the main and auxiliary tasks. During retraining to adapt to a new domain, only parameters of the shared feature extraction and the auxiliary task sections are allowed to change. By doing so the the shared feature extraction section of the network modifies to learn the new domain, so then the network may output correct predictions on the unchanged branch of the network responsible for the main task. However, the drawback of TTT is that it requires a large number of samples to achieve this adaptation.

This paper looks at analysing DIRA’s approach to see if there is potential that DIRA can be converted to a self-supervised approach by using a similar concept of retraining on auxiliary tasks, as in the TTT approach. However, due to the regularisation available in DIRA, a few samples are expected to be required for adaptation. Hence benefiting from the strengths of both DIRA and TTT approaches.

	gaus	shot	impul	defcs	gls	mtn	zm	snw	frst	fg	brt	cnt	els	px	jpg	mean
Source	1.6	2.3	1.6	9.4	6.6	10.2	18.2	10.5	15.0	13.7	48.9	2.8	14.7	23.1	28.3	13.8
TTT	3.1	4.5	3.5	10.1	6.8	13.5	18.5	17.1	17.9	20.0	47.0	<b>14.4</b>	20.9	22.8	25.3	16.4
NORM	<b>12.9</b>	10.4	9.5	<b>12.4</b>	10.6	<b>20.0</b>	28.1	<b>29.4</b>	18.5	33.1	52.2	10.2	26.5	35.8	31.5	22.7
DUA	10.6	12.4	<b>11.9</b>	12.0	11.4	15.3	25.7	22.2	21.6	31.4	54.4	4.1	27.8	33.5	<b>32.6</b>	21.8
DIRA	11.7	<b>13.6</b>	11.5	11.0	<b>11.7</b>	19.4	<b>31.2</b>	27.6	<b>26.7</b>	<b>36.5</b>	<b>56.5</b>	9.2	<b>35.3</b>	<b>38.8</b>	32.1	<b>24.9</b>

Table 2: Top-1 Classification Accuracy (%) for each corruption in ImageNet-C at the highest severity (Level 5). Source shows the results from the same model trained on the clean train set (ImageNet) and tested on the corrupted test set (ImageNet-C). Highest accuracy is highlighted in bold.[4]

### 3 DIRA Summary (existing work)

This section summarises the DIRA approach based on [4]. Let  $M_0$  be the model trained on the original domain dataset  $X_0$ . The aim of DIRA is to adapt the trained model parameters  $\theta$ , to out-of-distribution target data  $X_T$  using a few samples  $S_T$  from the target domain. The subscript, 0, symbolises terms belonging to the original domain and  $T$  symbolises relation to the target domain.

The optimisation problem DIRA tries to solve is given by equation 1, where the loss function for the target domain is represented by the  $\mathcal{L}_T$  and  $\sum_j \lambda F_{0,j}(\theta_j - \theta_{0,j}^*)^2$  is an approximation of the original domain implemented based on the method of elastic weight consolidation [13]. The approximation term restricts weights in the model which are important for original domain from changing much. Hence benefiting from transfer learning of information from the original domain to learn the target domain. The information of which terms are important for the original domain are contained in the Fisher matrix,  $F_{0,j}$ , which is calculated only once when training on the original domain initially. This is a step that would be done during the development phase of a system employing DIRA, i.e. it is not calculated in the operational when the system is required to adapt to new domains.  $\lambda$  is a hyper-parameter to allow for fine-tuning to minimise forgetting, and  $j$  labels each parameter in the neural network.

$$\min_{\theta} \mathcal{L}_T(\theta) + \sum_j \lambda F_{0,j}(\theta_j - \theta_{0,j}^*)^2 \quad (1)$$

In each training step  $t$ , the model parameters are updated according to Equation 2, where  $\eta$  is the learning rate. Optimising DIRA involves the two hyperparameters  $\lambda$  and  $\eta$ .

$$\theta_{t+1} = \theta_t - \eta \left( \frac{\mathcal{L}_T(\theta)}{d\theta} - \frac{\sum_j \lambda F_{0,j}(\theta_{t,j} - \theta_{0,j}^*)^2}{d\theta} \right) \quad (2)$$

Figure 1, shows an overview of the DIRA retraining approach. When retraining is required DIRA takes the available number of target domain samples (with labels provided) and retrains the initial model ( $M_0$ ) using different combinations of the two hyper-parameters  $\lambda$  and  $\eta$ . A scoring approach is used that ranks the efficiency of the adaptation based on the retrained model’s accuracy on the original and target domains. During operation the original domain training data is inaccessible, however, DIRA assumes some test data,  $X_{0,test}$  for the original domain is accessible to the system during operation. For the target domain, only samples,  $S_T$  used in retraining are accessible, which can also be used as test data for the target domain when calculating a score that ranks the efficiency of adaptation. To rank the efficiency of adaptation, DIRA uses a simple scoring approach, Controlled Forgetting Adaptation Score (CFAS), shown by Equation 3.  $A_0$  is the retrained model accuracy on the test dataset  $X_{0,test}$  and  $A_T$  is the retrained model accuracy on the retraining samples  $S_T$ .  $\zeta$  is a constant, which emphasises the importance of transfer learning on having a well-adapted model. Through empirical testing in the DIRA paper, a value of  $\zeta = 10$  is empirically found to yield near-optimum adaptation. The higher the CFAS, the better the adaption efficiency. Using CFAS, the optimal values for  $\lambda$  and  $\eta$  from the range of values provided can be found and used in adaptation.

$$CFAS = A_T + \zeta \cdot A_0 \quad (3)$$

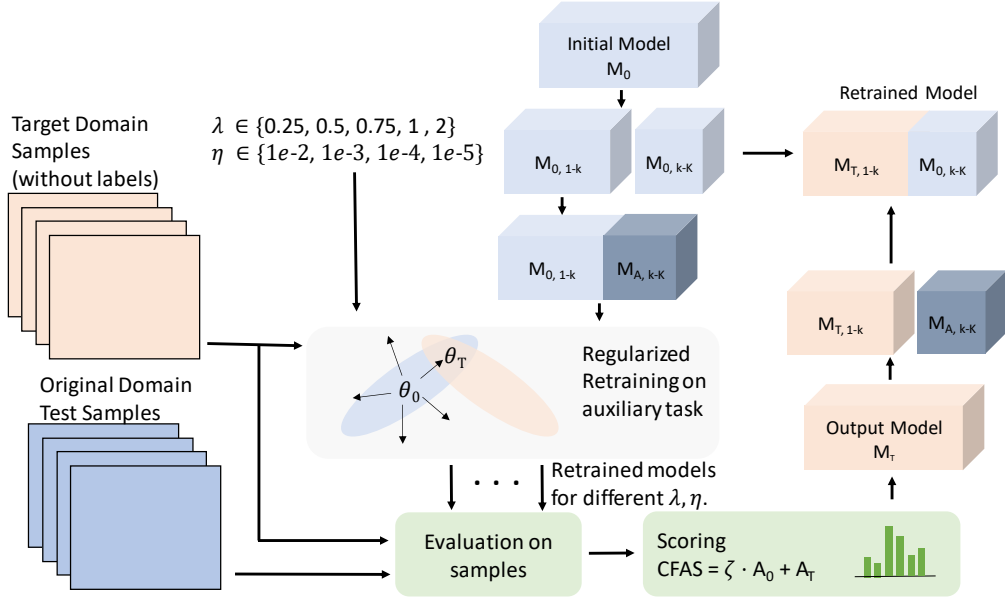


Fig. 2: DIRA-SS, the proposed approach combining features of DIRA and TTT frameworks.

### 3.1 Results Summary

This section briefly summarises one of DIRA’s case studies in comparison with SOTA domain adaptation methods. We list below the different methods that DIRA was assessed against:

1. **Source**: Refers to results of the corresponding baseline model trained on the incorrupt data (i.e.  $X_0$ ), without adaption to the target domain.
2. **TTT** [7]: Test-Time Training (TTT) adapts parameters in the initial layers of the network by using auxiliary tasks to achieve self-supervised domain adaption.
3. **NORM** [14, 15]: Ignores the initial training statistics and recalculates the batch normalization statistics using samples from the target domain only (requiring a large number of samples).
4. **DUA** [5]: Dynamic Unsupervised Adaptation (DUA), takes into account initial training statistics and updates batch normalization statistics using samples from the target domain (requiring few samples).
5. **DIRA** [4]: Dynamic Incremental Reularised Adaptation (DIRA), takes into account which model weights are important for the original domain and hinders significant changes to their values using elastic weight consolidation, allowing retraining to benefit from transfer learning from original domain to target domain.

Table 2 taken from Ghobrial et al. [4] shows a summary of DIRA applied to a pre-trained ResNet-18 on ImageNet. The domain adaptation benchmark dataset used is ImageNet-C [16]. There are 20 corruptions in total with five different levels of severity, however, Ghobrial et al. [4] used the 15 most popular types of corruption utilised by other SOTA methods e.g. [5, 7]. DIRA performs competitively with other SOTA domain adaption methods, and provides the best overall mean accuracy across the different types of noise.

## 4 Discussion on self-supervision for DIRA

Even though DIRA gives the best overall result in adaption, a limitation of DIRA is that it requires labels with the samples to do retraining, which might not be always possible to provide. In this section, we discuss an idea for making DIRA self-supervised and therefore removing the need for providing object classification labels when retraining. To gain a better understanding of the possibility for self-supervision, we investigate which layers in ResNet-18 does DIRA adapt the most based on a case study using CIFAR-10 [18] and CIFAR-10C [17]. For this, we calculate the variance for model parameters between different adaptations of the ResNet-18 model using DIRA to different domains (noise types) in the CIFAR-10C benchmarking dataset and using different numbers of samples. Figure 3 shows a 3D plot visualisation of the variance for the model parameters. The layer index enumeration starts from the input side of the neural network and increases to reach the output side of the network. Layers closer to the input side seem to vary more compared to layers closer to the output side, in particular there are two layers showing the most variance.

To achieve self-supervision we suggest modifying the neural network to become a multi-headed model. Inspired by the TTT approach, one head will be responsible for outputting a classification of the object and the second head will be responsible for classifying some auxiliary task. This auxiliary task can be for example, classifying the

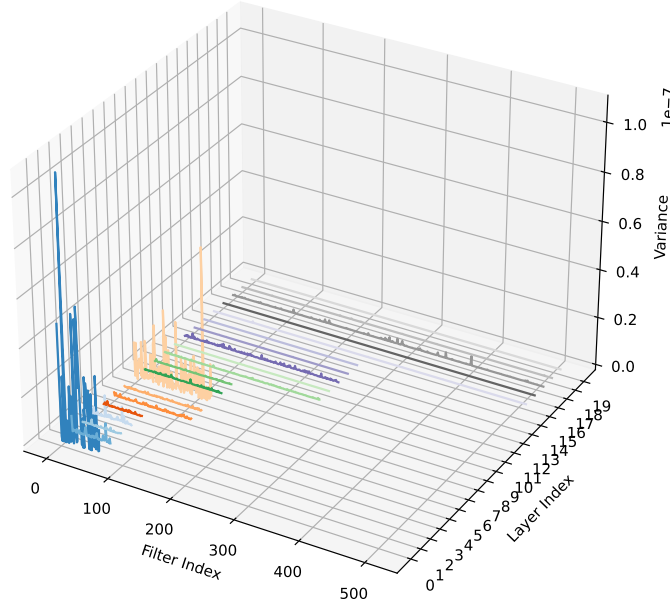


Fig. 3: 3D plot showing variances in ResNet-18 layers across different retrained models on CIFAR10C [17] using DIRA [4].

rotation of the image to either be 0, 90, 180, or 270 degrees. The auxiliary task head is used in the retraining setting, whilst the classification task is used in the prediction (operational) mode. In the retraining setting, the auxiliary head is attached and the input images are given a random rotation in multiples of 90 degrees. Note, that samples available for retraining are assumed to all be at approximately zero degrees rotation. Therefore, when a random rotation of 90 degrees is assigned to an image sample, the appropriate label of 0, 90, 180, or 270 can be assigned to the image. Retraining on the auxiliary task allows the model’s initial layers to adapt to new domains without providing classification labels of objects in images. This way samples are allowed to propagate through the neural network and optimise the weights to interpret the new domain better. Figure 2 shows a visual representation of how we suggest DIRA can be modified to create DIRA self-supervised (DIRA-SS). The letter ‘A’ symbolises relevance to the auxiliary task, ‘0’ to the initial domain, ‘T’ to the target domain.

The point at which the multi-head split of the neural network is done can start at any layer  $k \in \{1, \dots, K\}$ , where  $K$  is the number of layers in the neural network. Using visual analysis of figure 3, it seems like the main variances happen in the initial layers, between the input layers and up to layer 10, so it can be assumed that the split will have to be after layer 10. The optimal head split is to be investigated in future work with testing of DIRA-SS adaptation on different datasets.

## References

- [1] N. Kalra and S. M. Paddock. *Driving to Safety: How Many Miles of Driving Would It Take to Demonstrate Autonomous Vehicle Reliability?* Santa Monica, CA: RAND Corporation, 2016.
- [2] P. Koopman and M. Wagner. *Positive Trust Balance for Self-driving Car Deployment*. Vol. 2. Springer International Publishing, 2020, pp. 351–357. URL: [http://dx.doi.org/10.1007/978-3-030-55583-2\\_26](http://dx.doi.org/10.1007/978-3-030-55583-2_26).
- [3] I. J. Goodfellow et al. “An empirical investigation of catastrophic forgetting in gradient-based neural networks”. In: *2nd International Conference on Learning Representations, ICLR 2014 - Conference Track Proceedings* (2014). arXiv: 1312.6211.
- [4] A. Ghobrial et al. *DIRA: Dynamic Domain Incremental Regularised Adaptation*. 2023. arXiv: 2205.00147 [cs.LG].
- [5] M. J. Mirza et al. “The norm must go on: dynamic unsupervised domain adaptation by normalization”. In: *Proceedings of the IEEE/CVF Conference on Computer Vision and Pattern Recognition*. 2022, pp. 14765–14775.
- [6] Y. Sun et al. “Unsupervised domain adaptation through self-supervision”. In: *arXiv preprint arXiv:1909.11825* (2019).
- [7] Y. Sun et al. “Test-time training with self-supervision for generalization under distribution shifts”. In: *International conference on machine learning*. PMLR. 2020, pp. 9229–9248.
- [8] G. M. van de Ven et al. “Three types of incremental learning”. In: *Nature Machine Intelligence* 4.12 (2022), pp. 1185–1197.

- [9] S. Li et al. “Energy-based models for continual learning”. In: *Conference on Lifelong Learning Agents*. PMLR. 2022, pp. 1–22.
- [10] T. Lesort et al. “Understanding continual learning settings with data distribution drift analysis”. In: *arXiv preprint arXiv:2104.01678* (2021).
- [11] C. Zeno et al. “Task agnostic continual learning using online variational bayes”. In: *arXiv preprint arXiv:1803.10123* (2018).
- [12] A. Gepperth and B. Hammer. “Incremental learning algorithms and applications”. In: *European symposium on artificial neural networks (ESANN)*. 2016.
- [13] J. Kirkpatrick et al. “Overcoming catastrophic forgetting in neural networks”. In: *Proceedings of the national academy of sciences* 114.13 (2017), pp. 3521–3526.
- [14] S. Schneider et al. “Improving robustness against common corruptions by covariate shift adaptation”. In: *Advances in neural information processing systems* 33 (2020), pp. 11539–11551.
- [15] Z. Nado et al. “Evaluating prediction-time batch normalization for robustness under covariate shift”. In: *arXiv preprint arXiv:2006.10963* (2020).
- [16] J. Deng et al. “Imagenet: A large-scale hierarchical image database”. In: *2009 IEEE conference on computer vision and pattern recognition*. Ieee. 2009, pp. 248–255.
- [17] D. Hendrycks and T. Dietterich. “Benchmarking neural network robustness to common corruptions and perturbations”. In: *ICLR* (2019).
- [18] A. Krizhevsky, G. Hinton, et al. “Learning multiple layers of features from tiny images”. In: (2009).