

# ☕ COFFEE: Boost Your Code LLMs by Fixing Bugs with Feedback

Seungjun Moon<sup>1\*</sup> Hyungjoo Chae<sup>1\*</sup> Yongho Song<sup>1\*</sup> Taeyoon Kwon<sup>1</sup>  
 Dongjin Kang<sup>1</sup> Kai Tzu-iunn Ong<sup>1</sup> Seung-won Hwang<sup>2</sup> Jinyoung Yeon<sup>1</sup>  
 Yonsei University<sup>1</sup> Seoul National University<sup>2</sup>  
 {lune-blue, mapoout, kopf\_yhs, jinyeo}@yonsei.ac.kr  
 seungwonh@snu.ac.kr

## Abstract

Code editing is an essential step towards reliable programming assistants to automatically correct critical errors in source codes. Recent studies have demonstrated that closed-source LLMs (*i.e.*, ChatGPT and GPT-4) are capable of generating corrective feedback to edit wrong source codes. However, this remains challenging for open-source code LLMs, as they struggle to find critical errors in a source code and suggest correct edits. Hence, the focus of our work is to leverage open-source code LLMs to generate helpful feedback with correct guidance for code editing. To this end, we present COFFEE, a dataset specifically designed for code editing with feedback. Along with this dataset, we propose COFFEEPOTS, a novel framework for **CO**de **FI**xing with **FEED**back via **P**reference-**O**ptimized **T**uning and **S**election. The proposed framework automatically generates helpful feedback for code editing by aligning feedback generation with correct edits. The combination of COFFEE and COFFEEPOTS achieves state-of-the-art performance on code editing benchmark. Codes and checkpoints are publicly available.<sup>1</sup>

## 1 Introduction

Thanks to extensive pre-training on code corpora, large language models (LLMs) (Brown et al., 2020) have shown significant success in code-related tasks (Tyers et al., 2023). However, these large language models of code, *i.e.*, code LLMs, usually generate source codes that contain bugs and thus lead to undesirable outputs (Mamta and Ekbal, 2022). Therefore, the task of **code editing**, which requires the model to locate error spans in a source code and make correct edits, is an important step towards building reliable programming assistants (Wei et al., 2023; Gupta et al., 2020).

\*Equal contribution

<sup>1</sup><https://github.com/Lune-Blue/COFFEE>

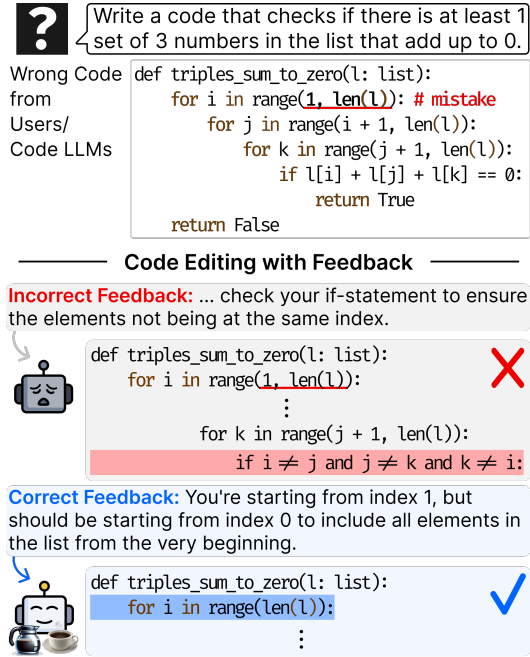




Figure 1: A motivating example. The correctness of feedback affects code LLMs’ performance in editing.

Augmenting LLMs with feedback has recently garnered much attention in solving complex code-related tasks (Chen et al., 2023; Gou et al., 2023; Yang et al., 2023). In particular, studies have demonstrated the promising capabilities of LLMs to generate feedback for correcting errors (Shinn et al., 2023; Zhang et al., 2023). However, most of them resort to closed-source LLMs (*e.g.*, ChatGPT and GPT-4 (OpenAI, 2023a,b)) for feedback generation, which largely limit their real-world applications due to the high API costs and potential security issues (Bommasani et al., 2022). Hence, we take a step towards using open-source code LLMs as an alternative to closed-source LLMs for generating helpful feedback that leads to strong code editing performance.

Generating corrective feedback for wrong codes is challenging for open-source code LLMs. These

models are incapable of capturing small changes in source codes and providing natural language explanations of the codes (Muennighoff et al., 2023; Miceli Barone et al., 2023). Therefore, the code LLMs tend to generate misleading feedback that does not point to key errors in source codes and suggest incorrect solutions for the given errors, resulting in suboptimal edits as illustrated in Figure 1. The problem arises because open-source code LLMs are trained on code corpora that do not explicitly target the task of code editing. This motivates us to construct a high-quality dataset annotated with natural language feedback for feedback-augmented code editing.

To this end, we present  **COFFEE**, a dataset curated for **COde Fixing with FEEdback**. COFFEE differs from existing code datasets in the following ways: (1) Our dataset explicitly targets the task of code editing and includes diverse solutions to programming problems that cover various error cases. (2) We additionally annotate natural language feedback that guides the solution of critical errors in an erroneous source code. (3) We leverage ChatGPT to generate synthetic test cases, which are used to assess the correctness of the edited codes and the helpfulness of the corresponding feedback.

With COFFEE, we propose  **COFFEEPOTS**, a framework for **COde Fixing with FEEdback via Preference-Optimized Tuning and Selection**. Specifically, we leverage COFFEE to train open-source code LLMs for feedback-augmented code editing, where a code editing model (*i.e.*, editor) is prompted to generate correct solutions conditioned on the corrective feedback from the feedback generation model (*i.e.*, critic). To align feedback from the critic with correct edits from the editor, we use the annotated test cases in COFFEE to measure the helpfulness of feedback and collect a set of helpful (*i.e.*, preferred) and unhelpful (*i.e.*, dispreferred) feedback. This preference set is then used for optimizing the critic model to adhere to helpful solutions, and implementing feedback selector to single out the optimal solution from the critic.

Our contributions are threefold: (1) We present **COFFEE**, a high-quality dataset targeting code editing with feedback; (2) We propose **COFFEEPOTS**, a framework for code editing with feedback that achieves state-of-the-art (SOTA) performance on code editing benchmark; (3) Our extensive analysis on **COFFEEPOTS** not only demonstrates its efficacy but also lays a strong foundation for future research in the under-explored area of feedback

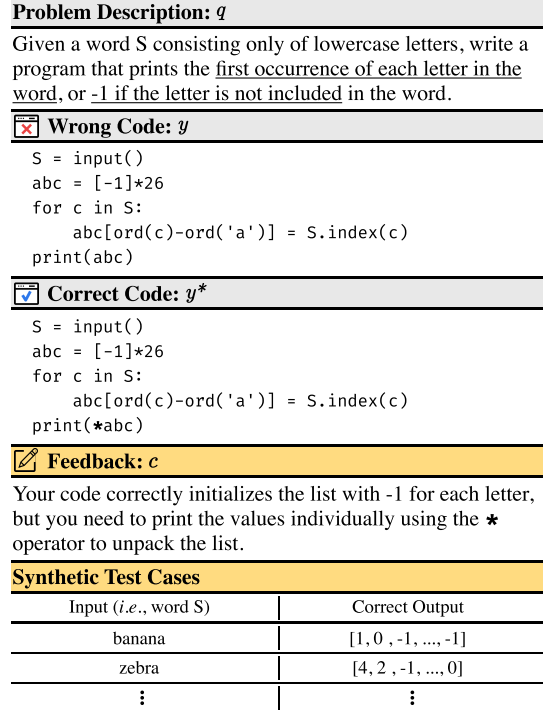




Figure 2: An example from  **COFFEE**. Elements highlighted in yellow are annotated specifically for feedback-augmented code editing.

generation with open-source code LLMs.

## 2 **COFFEE: A Dataset for Code Fixing with Feedback**

Our motivation is to augment code LLMs with natural language feedback in order to provide useful guidance for code editing. We formulate this as sequence-to-sequence generation, where the model is tasked to generate a correct solution  $y^*$  to the problem  $q$  conditioned on a wrong source code  $y$  and natural language feedback  $c$ , such that  $y^*$  addresses errors in  $y$  based on the feedback  $c$ .

Here, we present  **COFFEE**, a large-scale dataset specifically curated for **COde Fixing with FEEdback**. Our dataset includes diverse solutions to programming problems collected from an online competitive programming platform. For each solution, we additionally annotate natural language feedback to provide detailed explanations for the errors towards correct edits, and augment synthetic test cases to measure the correctness of the edited solutions. We include the statistics of COFFEE in Table 1 and an example in Figure 2.

### 2.1 Collecting Diverse Problems and Solutions

Training a code editing model requires a large set of correct and wrong solutions (*i.e.*, codes)

Statistics	
# of instances	44,782
# of total prob. sets	742
Avg. solution len.	674.1
Avg. wrong code len.	649.4
Avg. feedback len.	269.0
Avg. description len.	573.9
Avg. # of error lines per code	4.19
Avg. # of submissions per user	2.7
Avg. # of hidden test cases per prob.	35.5

Table 1: Statistics of ☕ COFFEE.

for diverse programming problems. We achieve this by collecting diverse user submission histories from online competitive programming platforms. Specifically, for each problem  $q$  with a correct submission  $y_n$ , we collect submission histories  $\{y_1, y_2, \dots, y_n\}$ , where  $\{y_k\}_{k=1}^{n-1}$  are incorrect solutions. We then construct  $(q, y, y^*)$  triplets by pairing each incorrect solution  $y_k$  with the correct one  $y_n$ , *i.e.*,  $\{(q, y_k, y_n)\}_{k=1}^{n-1}$ .

To ensure diversity of difficulty in our dataset, we collect equal numbers of problems for the five difficulty levels provided in the platforms, ranging from beginner to expert levels. We also make our dataset include various solutions to each problem by collecting submission histories from 100 different users. We perform an in-depth analysis to check if there is data leakage from benchmarks we evaluate our model on, and we verify there is no overlap between our data and test data (Appendix C.3).

## 2.2 Annotating Natural Language Feedback

We additionally annotate natural language feedback that provides useful guidance on the necessary edits. For each triplet  $(q, y, y^*)$ , we prompt a closed-source LLM (*i.e.*, ChatGPT (OpenAI, 2023a)) to describe how the correct solution  $y^*$  differs from the wrong code  $y$ . The resulting description  $c$  serves as the feedback that describes necessary changes on the given wrong code  $y$  for obtaining the correct code  $y^*$ . To ensure the quality of the annotated feedback, we exclude user submissions that do not involve error correction. We discuss details on feedback annotation in Appendix A.1, including our ChatGPT prompt and filtering techniques.

## 2.3 Augmenting Synthetic Test Cases

Finally, we include hidden test cases for each edit instance  $(q, y, y^*, c)$  in our dataset to assess whether the edited code is the correct solution to the problem. As the programming platform does

not make test cases publicly available, we annotate synthetic test cases by prompting ChatGPT to generate inputs for a given  $q$  and executing them with the correct code  $y^*$  to obtain the corresponding outputs. These synthetic test cases are used to measure the correctness of an edited code and approximate the helpfulness of the feedback, which we later use as supervision signals for training LLMs to generate helpful feedback (§3.2). More details on synthetic test cases are in Appendix A.2.

## 3 ☕ COFFEEPOTS: Aligning Feedback with Preferred Edits

In this section, we introduce COFFEEPOTS, a framework for **CO**dE **Fi**xing with **FE**Edback via **P**reference-**O**ptimized **T**uning and **S**election. We first use our COFFEE dataset to train code LLMs via supervised fine-tuning (SFT) for feedback-augmented code editing. We then conduct a preliminary study on the effect of feedback on code editing, demonstrating the need for helpful feedback that correctly addresses critical errors. Finally, we additionally leverage synthetic test cases in COFFEE to annotate preferred (*i.e.*, helpful) solutions and apply preference alignment to guide the generation of helpful feedback. Figure 3 illustrates the overview of our framework.

### 3.1 Phase I: Supervised Fine-tuning for Feedback-augmented Editing

To facilitate code editing with feedback, we fine-tune two open-source code LLMs using COFFEE to generate corrective feedback and produce a correct solution, respectively. Specifically, we employ a **critic** to generate feedback for code editing and an **editor** to correct the given wrong code based on the feedback. Both models are implemented using the 7B parameter Code Llama (Rozière et al., 2023) and are trained via causal language modeling.

**Critic.** For each edit instance  $(q, y, y^*, c)$  from the COFFEE dataset denoted as  $\mathcal{D}$ , the critic model  $\theta$  is trained to predict the correct feedback  $c$  for the given problem description  $q$  and its incorrect solution  $y$ :

$$\mathcal{L}_{\text{critic}} = \sum_{(q, y, c) \sim \mathcal{D}} \log p_{\theta}(c|q, y) \quad (1)$$

**Editor.** For each  $(q, y, y^*, c) \in \mathcal{D}$ , the editor model  $\phi$  is trained to predict the correct solution  $y^*$  conditioned on the correct feedback  $c$  as well as the

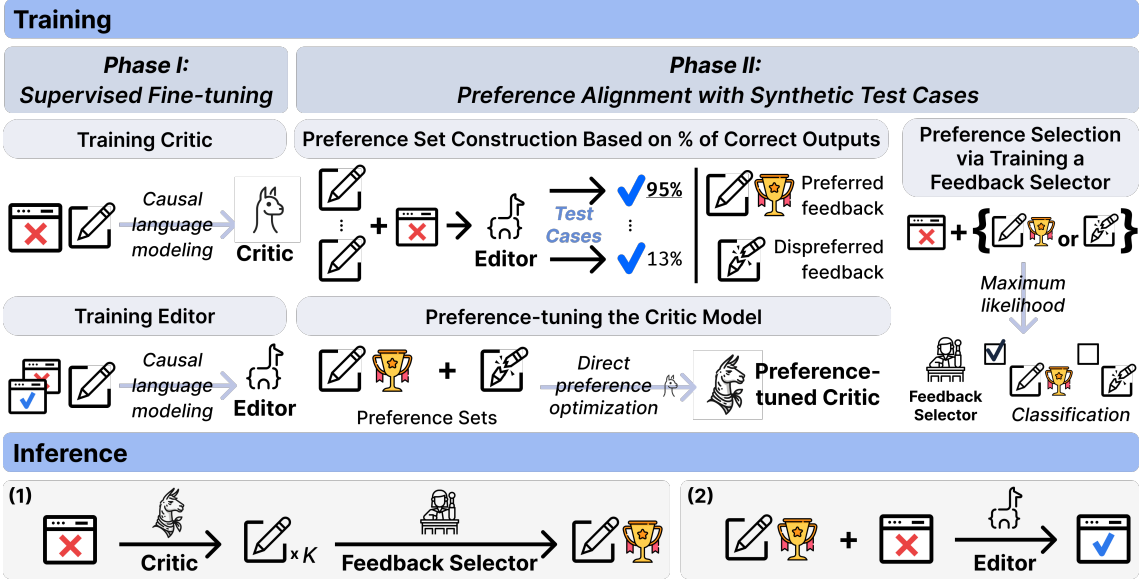
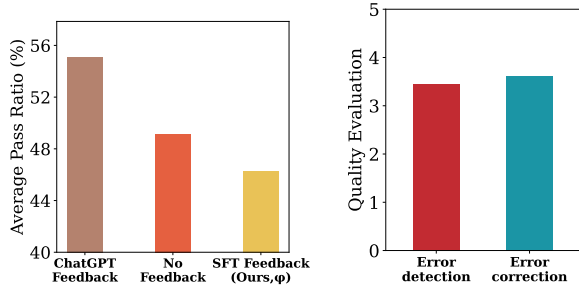


Figure 3: The overview of COFFEEPOTS.



(a) Performance of critic when given different feedback (b) Human evaluation of feedback from the critic  $\theta$

Figure 4: Preliminary studies on the critic  $\theta$ .

problem description  $q$  and the incorrect solution  $y$ :

$$\mathcal{L}_{\text{editor}} = \sum_{(q, y, y^*, c) \sim \mathcal{D}} \log p_{\phi}(y^* | q, y, c) \quad (2)$$

In practice, we employ QLoRA (Detrmers et al., 2023) to efficiently fine-tune our models. For decoding strategies, both models adopt top- $p$  sampling (Holtzman et al., 2020) with  $p = 0.95$ . Implementation details are described in Appendix B.

**Effect of feedback on code editing.** To study the effect of feedback on code editing, we augment our editor  $\phi$  with feedback from our SFT critic  $\theta$  and ChatGPT and measure its performance on the test set of COFFEE. Figure 4a shows a significant performance gain from the editor augmented with feedback from ChatGPT, which demonstrates the benefit of feedback for code editing.<sup>2</sup>

<sup>2</sup>The performance is measured as the average percentage of test cases where edited solutions produce correct outputs.

However, we also find that augmenting the editor with feedback from our SFT critic fails to improve the editing performance. We conduct human evaluation to assess (1) whether the feedback from our critic correctly identifies errors in a code, and (2) whether it suggests correct edits to the identified errors. Figure 4b shows that while our SFT critic is capable of providing correct edits to the errors, it struggles to identify critical errors in the given source codes.<sup>3</sup> This motivates us to further align feedback generation with the goal of code editing, such that the generated feedback addresses critical errors in the wrong source codes.

### 3.2 Phase II: Preference Alignment with Synthetic Test Cases

To ensure the alignment between feedback generation and code editing, we leverage synthetic test cases in COFFEE to annotate the preference from the editor and guide the framework to produce preferred feedback with correct edits to critical errors. Specifically, we adopt **preference tuning** and **selection** as the key strategies for preference alignment.

**Preference set construction.** We first obtain a preference set of preferred (*i.e.*, helpful) and dispreferred (*i.e.*, unhelpful) feedback using the annotated test cases. Given an edit instance  $(q, y, y^*, c) \in \mathcal{D}$ , we repurpose our critic  $\theta$  to sample  $K$  feedback candidates  $c'_i$  and our editor  $\phi$  to generate corre-

<sup>3</sup>Details on the human evaluation are in Appendix C.6.

sponding candidate solutions  $y'_i$ .<sup>4</sup> For each feedback candidate  $c'_i$ , we leverage the synthetic test cases from COFFEE to assign a preference score  $s(c'_i)$ , which is computed as the proportion of test cases where the solution  $y'_i$  produces the correct output. The resulting preference set  $\mathcal{P}$  consists of preference pairs  $(q, y, c^+, c^-)$  containing the *chosen* candidate  $c^+$  with the highest preference score and the *reject* candidate  $c^-$  with the lowest score.

**Preference tuning.** Using the preference set  $\mathcal{P}$  constructed using critic  $\theta$ , we additionally apply Direct Preference Optimization (DPO) (Rafailov et al., 2023) on the SFT critic model  $\theta$  to train a *preference-tuned* critic model  $\theta^*$  that reflects the preference of the editor. Formally, the training objective of  $\theta^*$  is defined as follows:

$$\mathcal{L}_{\text{DPO}}(\theta^*; \theta) = - \mathbb{E}_{(q, y, c^+, c^-) \sim \mathcal{P}} \log \sigma [r(q, y, c^+) - r(q, y, c^-)] \quad (3)$$

where  $\sigma$  denotes the logistic function, and  $r$  denotes the reward function on the feedback implicitly defined by  $\theta^*$  and  $\theta$ , with a hyperparameter  $\beta$  to control the deviation from  $\theta$ :<sup>5</sup>

$$r(q, y, c) = \beta \log \frac{p_{\theta^*}(c | q, y)}{p_{\theta}(c | q, y)} \quad (4)$$

By tuning the critic model using preference pairs, the resulting critic model  $\theta^*$  is trained to be more biased towards helpful feedback ( $c^+$ ) while avoiding unhelpful feedback ( $c^-$ ).

**Preference selection.** Inspired by prior studies on reasoning (Wang et al., 2023a), we further design COFFEEPOTS to sample multiple feedback from the preference-tuned critic  $\theta^*$  and select the most helpful feedback via a *feedback selector*. Specifically, we implement the feedback selector  $\psi$  as a binary classifier that classifies the chosen ( $c^+$ ) and rejected ( $c^-$ ) feedback for each instance in the preference set  $\mathcal{P}$  constructed using  $\theta^*$ . During inference, we sample  $K$  diverse feedback candidates from  $\theta^*$  using nucleus sampling (Holtzman et al., 2020) and select the feedback  $c^*$  with the highest probability from the selector  $\psi$ .

$$c^* = \operatorname{argmax}_{c'_i} \log(p_{\psi}(c'_i | q, y)) \quad (5)$$

<sup>4</sup>We set the number of feedback candidates  $K$  as 5 for our implementation. Ablation on  $K$  is shown in Appendix C.8.

<sup>5</sup>We follow Rafailov et al. (2023) and set the hyperparameter  $\beta$  as 0.1. See Appendix B for details on implementation.

Methods	Params	Pass@1
<b>🔒 Closed-source LLMs</b>		
ChatGPT (OpenAI, 2023a)	-	39.6
+Self-Debug	-	44.5
+Self-Refine	-	45.1
GPT-4 (OpenAI, 2023b)	-	<b>47.0</b>
<b>🌱 Open-source LLMs</b>		
InstructCodeT5+ (Wang et al., 2023b)	16B	2.7
StarChat- $\beta$ (Tunstall et al., 2023)	16B	18.1
CodeGeeX2 (Zheng et al., 2023)	6B	15.9
StarCoder (Li et al., 2023)	16B	8.7
OctoGeeX (Muennighoff et al., 2023)	6B	28.1
OctoCoder (Muennighoff et al., 2023)	16B	30.4
WizardCoder (Luo et al., 2023)	16B	31.8
Code Llama (Rozière et al., 2023)	7B	15.2
Code Llama (Rozière et al., 2023)	13B	16.4
Self-Debug (Code Llama)	13B	18.9
Self-Refine (Code Llama)	13B	20.1
COFFEEPOTS (Ours)	<b>7B</b>	<b>51.2</b>

Table 2: Code editing results on HumanEvalFix. Baseline performances are from Muennighoff et al. (2023).

## 4 Experimental Settings

### 4.1 Datasets

We evaluate the effectiveness of COFFEEPOTS for code editing under two scenarios. First, we test COFFEEPOTS on a benchmark for **code editing** with a particular focus on assessing its code editing capability. For that, we use HumanEvalFix (Muennighoff et al., 2023), which is designed to check whether the models is capable of fixing various types of error in the codes. Secondly, we further explore whether COFFEEPOTS can boost the **code generation** performance of LLMs by editing errors in their output codes. For that, we apply code editing on the incorrect solution from the generation model for each problem  $q$  in the following three code generation benchmarks: HumanEvalSynthesize (Muennighoff et al., 2023), APPS (Hendrycks et al., 2021), and MBPP (Austin et al., 2021).

### 4.2 Metrics

Following Muennighoff et al. (2023), we report the code editing performance using **pass@1**, which is the percentage of problems in the test set that the model solves in a single attempt. For code generation benchmarks, we additionally measure **Error-Resolved Rate (ERR)** as the proportion of correct edits among a subset of problems with incorrect solutions from the generation model. This new metric is introduced to compensate for the difference in evaluation methods between two experiment settings: Unlike code editing benchmarks where all

Methods	HumanEvalSynthesize	MBPP	APPS		
			Introductory	Interview	Competition
Code generation w/o editing (ChatGPT)	67.6	49.0	48.4	21.0	5.7
<b>🔒 Editing with closed-source LLM</b>					
ChatGPT	<b>74.3 (20.7%)</b>	<b>52.4 (6.7%)</b>	<b>51.9 (6.8%)</b>	<b>22.6 (2.0%)</b>	6.0 (0.3%)
+ Self-Debug (ChatGPT)	72.5 (15.1%)	51.2 (4.3%)	50.6 (4.3%)	22.2 (1.5%)	<b>6.9 (1.3%)</b>
+ Self-Refine (ChatGPT)	72.5 (15.1%)	50.4 (2.7%)	49.1 (1.4%)	21.4 (0.5%)	5.9 (0.2%)
<b>🔓 Editing with open-source LLM</b>					
OctoCoder (16B)	68.2 (1.9%)	49.6 (1.2%)	48.4 (0.0%)	21.1 (0.1%)	5.7 (0.0%)
StarCoder (16B)	67.6 (0.0%)	49.0 (0.0%)	48.4 (0.0%)	21.0 (0.0%)	5.7 (0.0%)
WizardCoder (16B)	69.5 (5.9%)	49.8 (1.6%)	48.4 (0.0%)	21.1 (0.1%)	5.7 (0.0%)
Code Llama (7B)	70.1 (7.7%)	49.4 (0.8%)	48.4 (0.0%)	21.1 (0.1%)	5.7 (0.0%)
Code Llama (13B)	71.9 (13.3%)	49.4 (0.8%)	48.5 (0.2%)	21.1 (0.1%)	5.7 (0.0%)
Self-Debug (Code Llama 13B)	70.7 (9.6%)	50.0 (2.0%)	48.5 (0.2%)	21.0 (0.0%)	5.7 (0.0%)
Self-Refine (Code Llama 13B)	73.7 (18.8%)	50.6 (3.1%)	48.6 (0.4%)	21.5 (0.6%)	5.8 (0.1%)
COFFEEPOTS (7B)	<b>75.0 (22.8%)</b>	<b>52.8 (7.5%)</b>	<b>49.3 (1.7%)</b>	<b>21.8 (1.0%)</b>	<b>6.4 (0.7%)</b>

Table 3: Performances in editing machine-generated codes. We report pass@1 and ERR (in parentheses). We use ChatGPT (the first row) to generate codes for problems from several benchmark datasets for code generation.

solutions are considered for editing, we only edit solutions that are found to be erroneous in code generation benchmarks (*e.g.*, 51% in MBPP).<sup>6</sup>

### 4.3 Baselines

We choose both **open-source** and **closed-source** LLMs as our baselines. For open-source baselines, we use popular foundation models for code-related tasks, including StarCoder (Li et al., 2023), WizardCoder (Luo et al., 2023), OctoCoder (Muenighoff et al., 2023), and CodeLlama family (Rozière et al., 2023). We also consider two closed-source baselines, ChatGPT (OpenAI, 2023a) and GPT-4 (OpenAI, 2023b). Our hypothesis is that COFFEEPOTS enhances the code editing capabilities of open-source models and shows performance competitive to the closed-source baselines.

We further consider two prominent prompting methods to implement baselines that incorporate feedback into code-related tasks: (1) Self-Debug (Chen et al., 2023) is a method specialized in fixing bugs by incorporating **compiler feedback** (*e.g.*, unit test results). (2) Self-Refine (Madaan et al., 2023) uses **natural language feedback** to iteratively refine models’ outputs.

## 5 Experimental Results

### 5.1 Performance in Code Editing

**Code editing benchmark.** Table 2 compares the code editing performance of different models on

<sup>6</sup>Note that ERR is equivalent to pass@1 in code editing benchmarks since all problems are annotated with incorrect solutions. See Appendix C.2 for more details.

HumanEvalFix. We observe that COFFEEPOTS shows significantly higher pass@1 than all open-source baselines, including those with larger parameter sizes. Moreover, COFFEEPOTS even outperforms the closed-source LLMs (*i.e.*, ChatGPT and GPT-4), achieving SOTA performance on the HumanEvalFix benchmark. Overall, COFFEEPOTS exhibits strong capabilities in editing erroneous codes by generating helpful feedback.

**Code generation benchmark.** Table 3 reports the model performance in editing solutions generated from ChatGPT for problems in HumanEvalSynthesize, MBPP, and APPS. COFFEEPOTS outperforms all open-source baselines, including Code Llama (13B), the previous SOTA among open-source code LLMs. Furthermore, COFFEEPOTS shows better results than feedback-augmented Code Llama (13B), *i.e.*, prompted with Self-Refine and Self-Debug, suggesting the effectiveness of our strategy on generating feedback. In addition, while some open-source code LLMs show almost no improvement in MBPP and APPS (*i.e.*, 0% ERR), COFFEEPOTS shows moderate improvements on these benchmarks (*i.e.*, up to 7.5% ERR). Compared to closed-source baselines (*i.e.*, ChatGPT), COFFEEPOTS achieves competitive results particularly on HumanEvalSynthesize and MBPP, showing that our framework can serve as a strong alternative to closed-source LLMs while being publicly available and much smaller in size.

**Discrepancy between code editing and generation.** To better understand the different results

	H.E.Fix	H.E.Synth	MBPP	APPS
Error detection	3.79	3.58	3.50	3.48
ERR	39.6%	20.7%	6.7%	2.0%

Table 4: Human evaluation on the correctness of feedback on two different experimental settings (denoted as Error detection), combined with ERR of ChatGPT.



Methods	% Errors found
 <i>Closed-source LLMs</i>	
ChatGPT	42.1
GPT-4	48.2
 <i>Open-source LLMs</i>	
OctoGeeX	26.7
OctoCoder	36.9
WizardCoder	27.7
COFFEEPOTS (Ours)	<b>53.3</b>

Table 5: Average proportions of error lines found by different code editing models on HumanEvalFix.

from code editing and generation benchmarks, we conduct human evaluation that assesses the correctness of feedback from ChatGPT on erroneous codes. Specifically, we task the raters to rate how well ChatGPT feedback addresses errors in the solutions on a Likert scale of 1-5.<sup>7</sup> In Table 4, we observe that compared to code editing benchmarks, feedback from ChatGPT is less accurate in finding errors from solutions on the code generation benchmarks. This demonstrates that it is more challenging to identify errors in solutions from code LLMs on code generation benchmarks, resulting in lower ERR for both ChatGPT and COFFEEPOTS.

## 5.2 Analyses on the Effect of Feedback

**Error detection.** To examine whether feedback from COFFEEPOTS helps the editor better detect errors, we measure how well the code editing models locate critical errors in a source code with and without feedback. Specifically, we compute the percentage of errors as the number of edited error lines divided by the number of total error lines in the wrong code. In Table 5, we observe that COFFEEPOTS shows a significantly higher rate of errors found than the baselines on HumanEvalFix, suggesting that augmenting the editor with feedback benefits the model in the localization of errors.

**Error types.** Table 6 breaks down the performance of open- and closed-source LLMs on HumanEvalFix by different error types. We observe

<sup>7</sup>Details on the human evaluation are in Appendix C.6.

Error types	GPT-4	OctoCoder	COFFEEPOTS (Ours)
Missing logic	<b>45.5</b>	31.2	42.4
Excess logic	38.7	11.0	<b>51.6</b>
Value misuse	50.0	45.1	<b>54.5</b>
Operator misuse	56.0	34.4	<b>68.0</b>
Variable misuse	<b>43.5</b>	30.4	<b>43.5</b>
Function misuse	<b>50.0</b>	37.5	37.5
<b>Total</b>	47.0	31.8	<b>51.2</b>

Table 6: Breakdown of pass@1 on HumanEvalFix by different error types. The performances of the baselines are reported in Muennighoff et al. (2023).

Methods	Pass@1
Editor w/o feedback	42.6
+ Preference tuning on editor (§3.2)	45.7
Supervised fine-tuning (§3.1)	38.4
+ Preference tuning on critic (§3.2)	45.9
+ Feedback selection (§3.2)	45.1
COFFEEPOTS (Ours)	<b>51.2</b>

Table 7: Results of ablation studies on HumanEvalFix.

that COFFEEPOTS shows particularly strong performance on problems with excess logic or value/operator misuse, which require models to locate the exact error spans. We also find that COFFEEPOTS achieves performance comparable to GPT-4 on problems with missing logic, indicating the helpfulness of feedback from our critic in understanding the underlying logic in source codes. Overall, COFFEEPOTS consistently surpasses open-source baselines for all error types. We include full results with more baselines in Appendix C.4.

## 5.3 Ablation Studies

We conduct ablation studies to investigate the effectiveness of each component in COFFEEPOTS. Here, we consider the following ablations: (1) **Supervised Fine-tuning (SFT)**: a vanilla critic model trained with only SFT (§3.1). (2) **Preference tuning**: a vanilla (SFT) critic that further goes through preference-tuning (§3.2) without feedback selection. (3) **Feedback selection**: a vanilla (SFT) critic model paired with a feedback selector (§3.2) that selects the best feedback candidates from the critic.

**Preference alignment benefits code editing.** Table 7 compares the pass@1 performance on the HumanEvalFix benchmark of each setting. We see a decrease in code editing performance when the editor is provided with feedback from the SFT

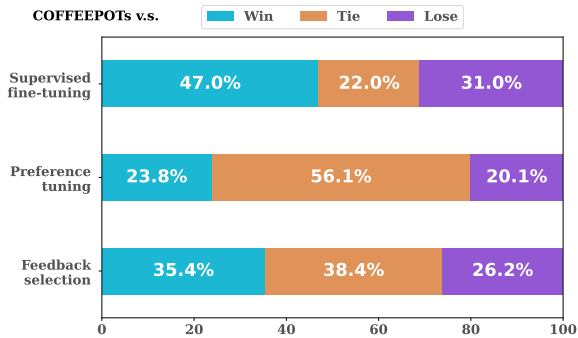


Figure 5: Evaluation on the quality of the feedback from COFFEEPOTS and its variants.

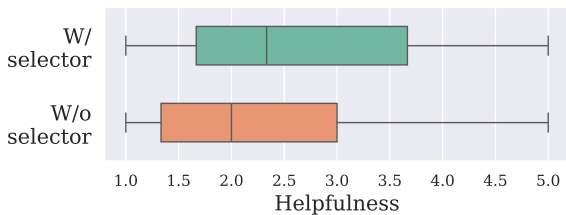


Figure 6: Evaluation results between the quality of feedback from COFFEEPOTS with and without selector. We measure the quality of the feedback using GPT-4.

critic model, which is in line with the finding that critic trained with only SFT fails to generate feedback for correct solutions. On the contrary, we observe that applying preference tuning and feedback selection on the SFT critic model leads to significant performance gain from the editor, and that COFFEEPOTS shows a significant performance gap between the preference-tuned editor, demonstrating the effectiveness of our approach.

**Preference alignment improves the quality of feedback.** We conjecture that aligning feedback with the preference of the editor largely improves its quality. To validate this, we follow Liu et al. (2023b) and prompt GPT-4 to conduct pair-wise comparison on feedback from COFFEEPOTS and its variants using the prompt in Table 17. Figure 5 shows that for 47% of the test cases, COFFEEPOTS produces feedback with higher quality than the SFT critic. Notably, we find that applying preference tuning largely improves the likelihood of generating high-quality feedback, as the win percentage of COFFEEPOTS decreases from 47.0% to 23.8%.

**Feedback selector leaves out unhelpful feedback.** We observe in Figure 5 that applying feedback selection on the SFT critic improves the feedback quality. To see how feedback quality benefits from feedback selection, we measure the helpfulness of

feedback from COFFEEPOTS and the preference-tuned critic via GPT-4 and compare their distribution in Figure 6.<sup>8</sup> We see that applying our feedback selector to the preference-tuned critic (*i.e.*, COFFEEPOTS) effectively reduces low-quality feedback from the critic, largely improving the overall quality of the generated feedback.

## 6 Related Work

**Code-related tasks with LLMs.** Pre-training with massive code corpora has been a popular practice for enabling LLMs to generate codes for natural language problems. For instance, Chen et al. (2021) introduce Codex, which is trained on large-scale Python source codes; Rozière et al. (2023) and Wang et al. (2023b) further introduce instruction-tuning to code LLMs for better code generation. Yet, it remains challenging to leverage code LLMs for editing critical errors in programs (Li et al., 2022).

**Code editing with LLMs.** The recent success of LLMs has spurred an interest in leveraging LLMs for automatic program repair (Fan et al., 2023). An intuitive approach to improve code editing is to augment code editing models with feedback from off-the-shelf programming tools (*e.g.*, compilers) (Gou et al., 2023; Chen et al., 2023). Inspired by recent efforts on generating reflective feedback (Madaan et al., 2023; Shinn et al., 2023), Zhang et al. (2023) further employ closed-source LLMs to generate natural language explanations on errors. Our work builds upon these studies and proposes an effective framework for feedback-augmented code editing with open-source LLMs, mitigating high API cost and security issues from closed-source LLMs.

## 7 Conclusion

This paper aims to facilitate feedback-augmented code editing with open-source code LLMs. To this end, we present COFFEE, a dataset for code fixing annotated with natural language feedback. We also propose COFFEEPOTS, a framework for feedback-augmented code editing that aligns feedback generation with correct edits from the editor. Through extensive experiments, we demonstrate that COFFEEPOTS largely enhances the code editing capabilities of open-source LLMs and achieves SOTA performance on the code editing benchmark by providing the editor with helpful feedback.

<sup>8</sup>See Appendix C.5 for details on quality evaluation.



## Limitations

**Scope of editing.** COFFEEPOTS is trained to edit only erroneous codes according to our goal of correcting errors. Future work might delve into improving readability of codes via editing. Also, we mainly focus on editing incorrect source codes in a competitive programming setting, which might be slightly far from real-world scenarios (*e.g.*, drawing a bar plot using matplotlib). We assume that further applying other instruction tuning methods (Muenighoff et al., 2023; Köpf et al., 2023) or training on general code corpus (Li et al., 2023) could expand the capability of COFFEEPOTS to general domains.

**Using synthetic test cases for measuring reward.** While running synthetic test cases and using the resulting pass rates might be a promising proxy for calculating reward in preference tuning, there might be edge cases where even erroneous codes pass the synthetic test cases. Further research can incorporate Liu et al. (2023a) to make more challenging test cases that can rigorously identify erroneous codes without missing edge cases.

**Single programming language.** Our implementation of COFFEEPOTS is limited to a single programming language, *i.e.*, Python. However, future work might apply a similar strategy as ours to expand our model to a multilingual setting, where the model is capable of understanding and editing diverse programming languages.

**Single parameter size and architecture.** Lastly, we implement the critic and editor models only with one parameter size and architecture. However, future work can apply our method to models with larger parameter sizes (*e.g.*, Code Llama 70B), which is expected to perform better in code editing. Our framework can also be further applied to other architectures, as our method is model-agnostic.

## Ethical Considerations

While our dataset originates from online competitive programming platforms, we have ensured the exclusion of personal information to maintain privacy standards. Additionally, we are aware of the potential risks associated with texts generated by language models, which can contain harmful, biased, or offensive content. However, based on our assessments, this risk is mostly mitigated in our work. Lastly, there exists a risk of hallucination in the process of feedback generation and code editing,

leading to incorrect edits. This emphasizes the need for careful application in our approach.

## References

- Jacob Austin, Augustus Odena, Maxwell Nye, Maarten Bosma, Henryk Michalewski, David Dohan, Ellen Jiang, Carrie Cai, Michael Terry, Quoc Le, et al. 2021. Program synthesis with large language models. *arXiv preprint arXiv:2108.07732*.
- Rishi Bommasani, Drew A. Hudson, Ehsan Adeli, Russ Altman, Simran Arora, Sydney von Arx, Michael S. Bernstein, Jeannette Bohg, Antoine Bosselut, Emma Brunskill, Erik Brynjolfsson, Shyamal Buch, Dallas Card, Rodrigo Castellon, Niladri Chatterji, Annie Chen, Kathleen Creel, Jared Quincy Davis, Dora Demszky, Chris Donahue, Moussa Doumbouya, Esin Durmus, Stefano Ermon, John Etchemendy, Kawin Ethayarajh, Li Fei-Fei, Chelsea Finn, Trevor Gale, Lauren Gillespie, Karan Goel, Noah Goodman, Shelby Grossman, Neel Guha, Tatsunori Hashimoto, Peter Henderson, John Hewitt, Daniel E. Ho, Jenny Hong, Kyle Hsu, Jing Huang, Thomas Icard, Saahil Jain, Dan Jurafsky, Pratyusha Kalluri, Siddharth Karamcheti, Geoff Keeling, Fereshte Khani, Omar Khattab, Pang Wei Koh, Mark Krass, Ranjay Krishna, Rohith Kuditipudi, Ananya Kumar, Faisal Ladhak, Mina Lee, Tony Lee, Jure Leskovec, Isabelle Levent, Xiang Lisa Li, Xuechen Li, Tengyu Ma, Ali Malik, Christopher D. Manning, Suvir Mirchandani, Eric Mitchell, Zanele Munyikwa, Suraj Nair, Avanika Narayan, Deepak Narayanan, Ben Newman, Allen Nie, Juan Carlos Niebles, Hamed Nilforoshan, Julian Nyarko, Giray Ogun, Laurel Orr, Isabel Papadimitriou, Joon Sung Park, Chris Piech, Eva Portelance, Christopher Potts, Aditi Raghunathan, Rob Reich, Hongyu Ren, Frieda Rong, Yusuf Roohani, Camilo Ruiz, Jack Ryan, Christopher Ré, Dorsa Sadigh, Shiori Sagawa, Keshav Santhanam, Andy Shih, Krishnan Srinivasan, Alex Tamkin, Rohan Taori, Armin W. Thomas, Florian Tramèr, Rose E. Wang, William Wang, Bohan Wu, Jiajun Wu, Yuhuai Wu, Sang Michael Xie, Michihiro Yasunaga, Jiaxuan You, Matei Zaharia, Michael Zhang, Tianyi Zhang, Xikun Zhang, Yuhui Zhang, Lucia Zheng, Kaitlyn Zhou, and Percy Liang. 2022. [On the opportunities and risks of foundation models](#).
- Tom Brown, Benjamin Mann, Nick Ryder, Melanie Subbiah, Jared D Kaplan, Prafulla Dhariwal, Arvind Neelakantan, Pranav Shyam, Girish Sastry, Amanda Askell, Sandhini Agarwal, Ariel Herbert-Voss, Gretchen Krueger, Tom Henighan, Rewon Child, Aditya Ramesh, Daniel Ziegler, Jeffrey Wu, Clemens Winter, Chris Hesse, Mark Chen, Eric Sigler, Mateusz Litwin, Scott Gray, Benjamin Chess, Jack Clark, Christopher Berner, Sam McCandlish, Alec Radford, Ilya Sutskever, and Dario Amodei. 2020. Language models are few-shot learners. In *Advances in Neural Information Processing Systems*.
- Mark Chen, Jerry Tworek, Heewoo Jun, Qiming

- Yuan, Henrique Ponde de Oliveira Pinto, Jared Kaplan, Harri Edwards, Yuri Burda, Nicholas Joseph, Greg Brockman, Alex Ray, Raul Puri, Gretchen Krueger, Michael Petrov, Heidy Khlaaf, Girish Sastry, Pamela Mishkin, Brooke Chan, Scott Gray, Nick Ryder, Mikhail Pavlov, Alethea Power, Lukasz Kaiser, Mohammad Bavarian, Clemens Winter, Philippe Tillet, Felipe Petroski Such, Dave Cummings, Matthias Plappert, Fotios Chantzis, Elizabeth Barnes, Ariel Herbert-Voss, William Hebgen Guss, Alex Nichol, Alex Paino, Nikolas Tezak, Jie Tang, Igor Babuschkin, Suchir Balaji, Shantanu Jain, William Saunders, Christopher Hesse, Andrew N. Carr, Jan Leike, Josh Achiam, Vedant Misra, Evan Morikawa, Alec Radford, Matthew Knight, Miles Brundage, Mira Murati, Katie Mayer, Peter Welinder, Bob McGrew, Dario Amodei, Sam McCandlish, Ilya Sutskever, and Wojciech Zaremba. 2021. [Evaluating large language models trained on code](#).
- Xinyun Chen, Maxwell Lin, Nathanael Schärli, and Denny Zhou. 2023. Teaching large language models to self-debug. *arXiv preprint arXiv:2304.05128*.
- Tim Dettmers, Artidoro Pagnoni, Ari Holtzman, and Luke Zettlemoyer. 2023. Qlora: Efficient finetuning of quantized llms. *arXiv preprint arXiv:2305.14314*.
- Zhiyu Fan, Xiang Gao, Martin Mirchev, Abhik Roychoudhury, and Shin Hwei Tan. 2023. Automated repair of programs from large language models.
- Joseph L Fleiss. 1971. Measuring nominal scale agreement among many raters. *Psychological bulletin*, 76(5):378.
- Zhibin Gou, Zhihong Shao, Yeyun Gong, Yelong Shen, Yujia Yang, Nan Duan, and Weizhu Chen. 2023. [Critic: Large language models can self-correct with tool-interactive critiquing](#).
- Kavi Gupta, Peter Ebert Christensen, Xinyun Chen, and Dawn Song. 2020. Synthesize, execute and debug: Learning to repair for neural program synthesis. In *Advances in Neural Information Processing Systems*.
- Dan Hendrycks, Steven Basart, Saurav Kadavath, Mantas Mazeika, Akul Arora, Ethan Guo, Collin Burns, Samir Puranik, Horace He, Dawn Song, and Jacob Steinhardt. 2021. Measuring coding challenge competence with apps. *NeurIPS*.
- Ari Holtzman, Jan Buys, Li Du, Maxwell Forbes, and Yejin Choi. 2020. The curious case of neural text degeneration.
- Andreas Köpf, Yannic Kilcher, Dimitri von Rütte, Sotiris Anagnostidis, Zhi-Rui Tam, Keith Stevens, Abdullah Barhoum, Nguyen Minh Duc, Oliver Stanley, Richárd Nagyfi, Shahul ES, Sameer Suri, David Glushkov, Arnav Dantuluri, Andrew Maguire, Christoph Schuhmann, Huu Nguyen, and Alexander Mattick. 2023. Openassistant conversations – democratizing large language model alignment.
- Raymond Li, Loubna Ben Allal, Yangtian Zi, Niklas Muennighoff, Denis Kocetkov, Chenghao Mou, Marc Marone, Christopher Akiki, Jia Li, Jenny Chim, et al. 2023. Starcoder: may the source be with you! *arXiv preprint arXiv:2305.06161*.
- Yujia Li, David Choi, Junyoung Chung, Nate Kushman, Julian Schrittwieser, Rémi Leblond, Tom Eccles, James Keeling, Felix Gimeno, Agustin Dal Lago, et al. 2022. Competition-level code generation with alphacode. *Science*, 378(6624):1092–1097.
- Jiawei Liu, Chunqiu Steven Xia, Yuyao Wang, and LINGMING ZHANG. 2023a. [Is your code generated by chatGPT really correct? rigorous evaluation of large language models for code generation](#). In *Thirty-seventh Conference on Neural Information Processing Systems*.
- Yang Liu, Dan Iter, Yichong Xu, Shuohang Wang, Ruo Chen Xu, and Chenguang Zhu. 2023b. [G-eval: Nlg evaluation using gpt-4 with better human alignment](#).
- Ziyang Luo, Can Xu, Pu Zhao, Qingfeng Sun, Xiubo Geng, Wenxiang Hu, Chongyang Tao, Jing Ma, Qingwei Lin, and Daxin Jiang. 2023. Wizardcoder: Empowering code large language models with evolve-instruct. *arXiv preprint arXiv:2306.08568*.
- Aman Madaan, Niket Tandon, Prakhar Gupta, Skyler Hallinan, Luyu Gao, Sarah Wiegrefe, Uri Alon, Nouha Dziri, Shrimai Prabhumoye, Yiming Yang, Sean Welleck, Bodhisattwa Prasad Majumder, Shashank Gupta, Amir Yazdanbakhsh, and Peter Clark. 2023. [Self-refine: Iterative refinement with self-feedback](#).
- Mamta and Asif Ekbal. 2022. Adversarial sample generation for aspect based sentiment classification. In *Findings of the Association for Computational Linguistics: ACL-IJCNLP 2022*.
- Antonio Valerio Miceli Barone, Fazl Barez, Shay B. Cohen, and Ioannis Konstas. 2023. The larger they are, the harder they fail: Language models do not recognize identifier swaps in python. In *Findings of the Association for Computational Linguistics: ACL 2023*.
- Niklas Muennighoff, Qian Liu, Armel Zebaze, Qinkai Zheng, Binyuan Hui, Terry Yue Zhuo, Swayam Singh, Xiangru Tang, Leandro von Werra, and Shayne Longpre. 2023. Octopack: Instruction tuning code large language models. *arXiv preprint arXiv:2308.07124*.
- Augustus Odena, Charles Sutton, David Martin Doohan, Ellen Jiang, Henryk Michalewski, Jacob Austin, Maarten Paul Bosma, Maxwell Nye, Michael Terry, and Quoc V. Le. 2021. Program synthesis with large language models.
- OpenAI. 2023a. Chatgpt. <https://openai.com/blog/chatgpt>.

- OpenAI. 2023b. [Gpt-4 technical report](#).
- Rafael Rafailov, Archit Sharma, Eric Mitchell, Stefano Ermon, Christopher D. Manning, and Chelsea Finn. 2023. [Direct preference optimization: Your language model is secretly a reward model](#).
- Baptiste Rozière, Jonas Gehring, Fabian Gloeckle, Sten Sootla, Itai Gat, Xiaoqing Ellen Tan, Yossi Adi, Jingyu Liu, Tal Remez, Jérémy Rapin, et al. 2023. Code llama: Open foundation models for code. *arXiv preprint arXiv:2308.12950*.
- Noah Shinn, Federico Cassano, Edward Berman, Ashwin Gopinath, Karthik Narasimhan, and Shunyu Yao. 2023. Reflexion: Language agents with verbal reinforcement learning. In *Proceedings of NeurIPS*.
- Lewis Tunstall, Nathan Lambert, Nazneen Rajani, Edward Beeching, Teven Le Scao, Leandro von Werra, Sheon Han, Philipp Schmid, and Alexander Rush. 2023. Creating a coding assistant with starcoder. *Hugging Face Blog*. <https://huggingface.co/blog/starchat>.
- Francis Tyers, Robert Pugh, and Valery Berthoud F. 2023. [Codex to corpus: Exploring annotation and processing for an open and extensible machine-readable edition of the florentine codex](#). In *Proceedings of the Workshop on Natural Language Processing for Indigenous Languages of the Americas (AmericasNLP)*, pages 19–29, Toronto, Canada. Association for Computational Linguistics.
- Xuezhi Wang, Jason Wei, Dale Schuurmans, Quoc V Le, Ed H. Chi, Sharan Narang, Aakanksha Chowdhery, and Denny Zhou. 2023a. Self-consistency improves chain of thought reasoning in language models. In *The Eleventh International Conference on Learning Representations*.
- Yue Wang, Hung Le, Akhilesh Deepak Gotmare, Nghi D.Q. Bui, Junnan Li, and Steven C. H. Hoi. 2023b. Codet5+: Open code large language models for code understanding and generation. *arXiv preprint*.
- Jiayi Wei, Greg Durrett, and Isil Dillig. 2023. [Coeditor: Leveraging Contextual Changes for Multi-round Code Auto-editing](#).
- John Yang, Akshara Prabhakar, Karthik Narasimhan, and Shunyu Yao. 2023. [Intercode: Standardizing and benchmarking interactive coding with execution feedback](#).
- Kechi Zhang, Zhuo Li, Jia Li, Ge Li, and Zhi Jin. 2023. Self-edit: Fault-aware code editor for code generation. In *Proceedings of the 61st Annual Meeting of the Association for Computational Linguistics (Volume 1: Long Papers)*.
- Qinkai Zheng, Xiao Xia, Xu Zou, Yuxiao Dong, Shan Wang, Yufei Xue, Zihan Wang, Lei Shen, Andi Wang, Yang Li, Teng Su, Zhilin Yang, and Jie Tang. 2023. Codegeex: A pre-trained model for code generation with multilingual evaluations on humaneval-x. In *KDD*.

## A Details of ☕ COFFEE

### A.1 Feedback Annotation

We use `gpt-3.5-turbo-0613` among the available ChatGPT models to annotate feedback for our dataset. We apply top- $p$  sampling and temperature, where  $p = 0.95$  and  $T = 0.7$ . We limit the number of generation tokens to 500. We leave out submission histories where the LLM fails to find any errors. We also filter out submissions from different users whose correct solutions are identical, as these solutions are usually copied from the web without undergoing editing processes. The prompt used for feedback annotation is in Table 15.

### A.2 Synthesizing Test Cases

We prompt ChatGPT to synthesize test cases given a problem description with three demonstrations. We provide the prompt in Table 16.

## B Implementation Details

All components of our framework are implemented using Code Llama 7B (Rozière et al., 2023) as the backbone model. For training, we employ QLoRA (Dettmers et al., 2023), incorporating 4-bit quantization with a learning rate of  $2e-4$  and a batch size of 4. The training is run on 8 NVIDIA GeForce RTX 3090 GPUs. Regarding the LoRA configuration, we specify the dimension of low-rank matrices as 64, and alpha as 16. We train over a maximum of 5 epochs, and select the checkpoint based on the validation loss.

### B.1 Phase I: Supervised Fine-tuning for Feedback-augmented Editing

**Critic.** For critic, we fine-tune Code Llama 7B to predict the feedback  $c$  given a problem description  $q$  of a problem and an incorrect solution  $y$ . The format of inputs/outputs for training and inference is presented in Table 13.

**Editor.** For editor, we fine-tune Code Llama 7B to predict the correct code  $y^*$  conditioned on the correct feedback  $c$  as well as the problem description  $q$  and the incorrect solution  $y$ . The format of inputs/outputs for training and inference is presented in Table 14.

### B.2 Phase II: Preference Alignment with Synthetic Test Cases

We first obtain a preference set of preferred and dis-preferred feedback using the annotated test cases.

**Preference Tuning.** Given a problem description, a wrong code, and the corresponding preference set, we apply Direct Preference Optimization (DPO) (Rafailov et al., 2023) to train our critic. That is, we tune critic model to be biased towards helpful feedback. We use the prompt in Table 13 to apply DPO to critic.

**Feedback Selector.** To train the feedback selector with preference sets, we add a classification layer on top of Code Llama. Specifically, given the problem description and the wrong code (two are concatenated) and one feedback from the preference set, we train the feedback selector to classify whether the given feedback is a preferred feed.

**Terms and License.** For our implementation and evaluation, we use Huggingface library and vLLM library.<sup>9</sup> Both libraries are licensed under Apache License, Version 2.0. We have confirmed that all of the artifacts used in this paper are available for non-commercial scientific use.

## C Experimental Details

### C.1 Baselines

For our experiments, we consider the following open-source baselines:

**Code Llama.** Code Llama (Rozière et al., 2023) refers to variants of LLaMA2, specialized in code domains via fine-tuning on code corpus. This collection includes various models tailored for specific uses: the foundation model (Code Llama), a Python-focused model (Code Llama-Python), and an instruction-following model (Code Llama-Instruct). These models are available in sizes of 7B, 13B, and 34B parameters. In our experiments, we use the Code Llama-Instruct model as the baseline.

**StarCoder.** StarCoder (Li et al., 2023) is a code LLM with 15.5B parameters, developed by the BigCode community. Based on StarCoderBase, StarCoder is fine-tuned on a corpus with 35 billion Python tokens. The model checkpoint of StarCoder is publicly available, emphasizing safety and responsible use.

**WizardCoder.** Luo et al. (2023) enhance code LLMs by incorporating complex instruction fine-tuning using the Evol-Instruct method to the code domain. WizardCoder shows superior performance

<sup>9</sup><https://huggingface.co/>

in popular code generation benchmarks such as HumanEval, HumanEval+, MBPP, and DS1000, outstripping other open-source code LLMs and even surpassing leading closed models in certain evaluations.

**InstructCodeT5+.** InstructCodeT5+ (Wang et al., 2023b) is an advanced encoder-decoder LLM tailored for code tasks, overcoming limitations of previous models in architecture and pre-training. It offers flexible module combinations for diverse code applications, enhanced by a mix of pre-training objectives like span denoising and text-code matching.

**CodeGeeX2.** CodeGeeX2 (Zheng et al., 2023) is a multilingual code generation model with 13B parameter that excels in code generation and translation. It is pre-trained on 850 billion tokens from 23 languages and surpasses similar models in HumanEval-X benchmarks. CodeGeeX2 is integrated into major coding platforms, enhancing user coding efficiency significantly.

**OctoCoder.** Muennighoff et al. (2023) propose OctoCoder, which is trained to follow instructions on codes. They collect CommitPack, which encompasses an extensive collection of 4 terabytes of Git commits from over 350 programming languages. They also use OASST (Köpf et al., 2023) for instruction tuning. Muennighoff et al. (2023) demonstrate that instruction tuning plays a critical role in the performance of OctoCoder in diverse code-related tasks.

**OctoGeeX.** Using the same datasets as OctoCoder, Muennighoff et al. (2023) train OctoGeeX based on CodeGeeX2 6B.

**StarChat- $\beta$ .** StarChat- $\beta$  (Tunstall et al., 2023) is a variant of StarCoder fine-tuned from StarCoder-Plus using an uncensored openassistant-guanaco dataset. This approach enhances its coding task performance, although it may produce problematic text, positioning it mainly for educational and research use.

For closed-source baselines we consider ChatGPT (OpenAI, 2023a) and GPT-4 (OpenAI, 2023b). Note that GPT-4 has shown the SOTA performance in code-related tasks. As these models are sensitive to input prompt, we use the prompts used in Muennighoff et al. (2023) to evaluate these models.

## C.2 Benchmarks

For our experiments, we consider the following benchmarks:

**HumanEvalPack.** HumanEvalPack is an extended version of HumanEval (Chen et al., 2021) to evaluate code LLMs’ instruction-following abilities on six programming languages. HumanEvalPack consists of three tasks:

- **HumanEvalSynthesize** corresponds to the original HumanEval benchmark used to assess code synthesis models. In this task, the models are prompted to synthesize the correct codes given a natural language (i) docstring or (ii) comment describing the desired code.
- **HumanEvalFix** is a dataset that is manually curated using solutions from HumanEval for the task of code editing. Given an (i) incorrect code function, which contains a subtle bug, and (ii) several unit tests (*i.e.*, test cases), the model is tasked to correct/fix the function. The dataset consists of 164 samples from the HumanEval solutions, and each sample comes with human-authored bugs across six different programming languages, thus covering 984 bugs in total. The bugs are designed in a way that the code is executed without critical failure but fails to produce the correct output for at least one test case.

**MBPP.** MBPP dataset (Austin et al., 2021) is a benchmark designed to address entry-level programming problems in Python. The problems in this dataset range across diverse domains, such as programming fundamentals and standard library functionality. Each problem comprises a task description, code solution, and three test cases. The average, median, and maximum number of lines of the codes are 6.8, 5, and 50, respectively. Most of the problem descriptions are no longer than two sentences. The dataset contains 974 samples in total, where 374, 90, 500 of them are for train, validation, test set, respectively.

**APPS.** APPS (Hendrycks et al., 2021) consists of 10,000 coding problems, along with 232,421 human-authored golden solutions. The average length of a problem is around 293 words. The dataset is split evenly into training and test sets. In the test set, each problem has 21.2 test cases for evaluating the solutions. This dataset has three categories of difficulty level:

Error types	🔒 Closed-source		🔓 Open-source			
	ChatGPT	GPT-4	OctoGeeX	OctoCoder	WizardCoder	COFFEEPOTS (Ours)
Missing logic (20.1 %)	36.4	<b>45.5</b>	24.2	24.4	31.2	42.4
Excess logic (18.9 %)	29.0	38.7	16.3	16.9	11.0	<b>51.6</b>
Value misuse (26.8 %)	40.9	50.0	33.2	34.7	45.1	<b>54.5</b>
Operator misuse (15.2 %)	64.0	56.0	32.8	42.0	34.4	<b>68.0</b>
Variable misuse (14.0 %)	30.4	<b>43.5</b>	35.7	33.7	30.4	<b>43.5</b>
Function misuse (4.9 %)	37.5	<b>50.0</b>	25.0	37.5	37.5	37.5
<b>Total</b>	39.6	47.0	28.1	30.4	31.8	<b>51.2</b>

Table 8: Full results of error type analysis on HumanEvalFix with additional baselines.

- The **introductory level** problems are designed to be solvable with simple algorithms for entry-level programmers with 1-2 years of experience in programming. For instance, counting the number of vowels in a string or returning the running sum of a list of integers. For this level, there are 2,639 and 1,000 problems in the training set and the test set, respectively.
- The **interview level** problems are designed to be more difficult such that they can be asked in programming technical interviews. These include questions on data structures such as trees or graphs, or questions on nontrivial algorithms. The numbers of problems at this level in the training/test sets are 2,000 and 3,000, respectively.
- The **competition level** problems are the most challenging and require the level of advanced high school or collegiate programming competitions, including USACO, IOI, and ACM. There are a total of 1,361 competition-level problems, 1,000 of which are in the test set.

**Metrics.** We use pass@1 to measure the code editing performance for all benchmarks. Specifically, pass@1 is computed as the proportion of problems in the test set where the model correctly edits the incorrect solution:

$$\text{Pass@1} = \frac{(\# \text{ problems with correct edits})}{(\# \text{ problems in the test set})} \times 100 \quad (6)$$

We additionally report ERR for code generation benchmarks to correctly assess the performance gain from code editing. In practice, we calculate ERR by dividing the gain in pass@1 from editing by 100 minus the pass@1 score before editing.

$$\text{ERR} = \frac{(\Delta \text{ Pass@1 after editing})}{100 - (\text{Pass@1 before editing})} \times 100 \quad (7)$$

Note that ERR is introduced because there is a discrepancy between the evaluation methods for code editing and generation benchmarks. Unlike code editing benchmarks, we only edit solutions that are found to be erroneous by running example test cases in code generation benchmarks. In MBPP, for example, 51% of all test problems needed further code editing due to incorrect solutions generated from ChatGPT. Meanwhile, since all problems are given incorrect solutions in the code editing benchmark, ERR is equivalent to pass@1 for code editing benchmarks as pass@1 before editing is always 0.

**Terms and License.** Both APPS and HumanEvalPack datasets are licensed under the MIT License. MBPP dataset is licensed under Creative Commons by CC-BY 4.0. We have confirmed that all of the artifacts used in this paper are available for non-commercial, scientific use.

### C.3 Analysis on Train-test Overlap

A possible concern is that the training data in COFFEE might overlap with the test data in the adopted benchmarks (*i.e.*, HumanEval, MBPS, and APPS). Therefore, we follow Odena et al. (2021) and measure the amount of identical codes (based on the number of repeated lines) between the training and test data. Figure 8 reports the fraction of line overlaps, and Figure 9 reports the absolute number of line overlaps. We observe that most of solutions in COFFEE do not contain lines that appear in the benchmark datasets which we evaluate our models on. The results strongly suggests that both the critic and the editor do not solve the tasks by memorizing the dataset.

### C.4 Analysis on Different Error Types

We expand upon the analysis on error types in Table 6 and compare the performance of COFFEEPOTS with additional open- and closed-source

	H.E.Fix	H.E.Synth	MBPP	APPS
Fleiss Kappa	0.332	0.326	0.342	0.335

Table 9: Fleiss Kappa scores for human evaluation across each benchmark.

baselines, including ChatGPT, OctoGeeX, and WizardCoder. Table 8 shows that COFFEEPOTS outperforms open-source baselines and ChatGPT for all error types, demonstrating its effectiveness in correcting different types of errors.

### C.5 Feedback Quality Evaluation

For pairwise comparisons in Figure 5, we use G-Eval (Liu et al., 2023b) and prompt `gpt-4-0613` to evaluate the feedback quality for the two inputs based on the following three criteria.

- Identification: Does the feedback correctly identify errors in the code?
- Correction: Does the feedback provide a technically accurate explanation of the error?
- Validity: Is it possible to correct from incorrect code to correct code by using feedback?

GPT-4 is then prompted to choose the better feedback among the two candidates. We include the prompt used for the evaluation in Table 17.

For our analysis on feedback quality in Figure 6, we prompt `gpt-4-0613` to rate the helpfulness of the feedback using 5-point Likert scale. Table 18 shows the prompt used for our analysis, including detailed instructions on rating the helpfulness of feedback.

### C.6 Human Evaluation on Quality of Feedback

**Preparing feedback for the evaluation.** We aim to analyze the quality of feedback on both the code editing benchmark (*i.e.*, HumanEvalFix) and the code generation benchmarks (*i.e.*, HumanEvalSynthesize, MBPP, and APPS). For the code editing benchmark, we use the erroneous codes provided in the dataset. However, as we do not have erroneous codes for the three code generation benchmarks, we use the codes generated by ChatGPT. Specifically, we curate the codes tested as incorrect by running test cases. We randomly sample 100 codes from each the dataset to assure the correctness of our evaluation.

Resource of feedback	Pass@1
Preference-tuned critic (§3.2)	45.9
Random in-batch feedback	25.6
GPT-4	<b>61.7</b>

Table 10: The performances of our editors when augmented with different types of feedback (Pass@1) on the HumanEvalFix benchmark.

Approach of Feedback Selection	Pass@1
Feedback selector (§3.2)	45.1
Random selection	39.6
Oracle selector	<b>66.4</b>

Table 11: The performance of our editors when applying different approaches of feedback selection (pass@1) on HumanEvalFix.

**Details on human evaluation.** We conduct human evaluation by using Amazon Mechanical Turk (AMT), which is a popular crowd sourcing platform. As we need workers who have enough experience with Python, we conduct a qualification test to collect a pool of qualified workers. In result, we recruit 63 workers who have passed the test, and task them to evaluate the quality of the feedback on Likert scale, ranging from 1 to 5. Each sample is evaluated by three different raters to ensure the reliability. Based on our estimates of time required per task, we ensure that the effective pay rate is at least \$15 per hour. For Figure 4b, we use the evaluation interface in Figure 10. For Table 4, we use the evaluation interface in Figure 11. We also report the Fleiss kappa (Fleiss, 1971) in Table 9 to evaluate the consistency of the evaluation among annotators.

### C.7 Analyses on Different Feedback Types and Selection Strategies

To further analyze the effect of feedback and feedback selection, we conduct experiments of code editing on the HumanEvalFix benchmark using various types of feedback and feedback selection.

**Feedback types.** We compare the performance of our editor when given different types of feedback: (1) feedback generated by preference-tuned critic; (2) feedback generated by GPT-4; (3) random feedback for other problem  $q$  within the same batch, which is also generated by preference-tuned critic. Table 10 shows that there is a performance gain when the editors are given feedback from

$K$	1	3	5	7	9
<b>Pass@1</b>	45.9	48.7	<b>51.2</b>	49.4	48.1

Table 12: Analysis of diverse number of sampling  $K$ .



Figure 7: Performance on test cases from HumanEval-Fix, measured under the iterative edit setting.

preference-tuned critic compared to random in-batch feedback. This demonstrates the effectiveness of our approach. However, there remains a gap between the improvements from feedback from our preference-tuned critic and feedback from GPT-4.

**Selection strategies.** Here, we compare three settings of feedback selection: (1) Our feedback selector  $\psi$ ; (2) An oracle selector. We simulate the oracle selector by first over-sampling feedback from critic and selecting the one that yields the desired output for the given problem; (3) Random selection from over-sampled feedback. Table 11 shows that oracle feedback leads to a large performance gain compared to randomly selected feedback. This supports our hypothesis that helpful feedback improves the editor’s performance in code editing.

### C.8 Ablation on the Number of Sampled Feedback ( $K$ )


We also ablate the number of sampled feedback in feedback selection, denoted as  $K$ , to examine its impact on the performance. As shown in Table 12, the setting under  $K = 5$  shows the best results among 5 different parameters, *i.e.*,  $K = 1, 3, 5, 7, 9$ , validating the parameter choice of our setting.

### C.9 Iterative editing.

Inspired by Zhang et al. (2023), we consider a practical setting where the models are tasked to edit codes iteratively. Specifically, we task the models to refine the code iteratively by testing the edited

codes with sample test cases and selecting wrong solutions for further editing in the next iteration.<sup>10</sup> Figure 7 compares the performances of our editor without feedback, our editor with feedback (*i.e.*, COFFEEPOTS), and baselines over five iterations. We first observe that the editing performance of COFFEEPOTS not only consistently increases over iterations but also outperforms OctoCoder in every iteration. However, when feedback is absent, the performance gains from the editor are marginal compared to COFFEEPOTS. We hypothesize that such suboptimal improvement may be due to the additional errors introduced by the editor, as it lacks guidance from feedback.

## D Case Study

In Figure 12, we present examples of generated feedback. Although ChatGPT correctly identifies the incorrect parts in the wrong code, it also provides unnecessary feedback (underlined), which may confuse the editor in feedback-augmented code editing. In contrast,  COFFEEPOTS provides helpful feedback on the incorrect part without unnecessary information.

We also conduct an empirical case study to assess how well the feedback selector filters out inappropriate feedback. In Figure 13, the wrong code exhibits an issue where the final output does not match the desired format. Among the unselected feedback, some fails to identify format error (*e.g.*, case 1, 3), while others contain a lot of unnecessary information (*e.g.*, case 4). However, the feedback selector demonstrates its ability to choose useful feedback, leading to the correct code.

<sup>10</sup>Each problem in HumanEvalFix has two separated test case sets and we use the set is accessible at inference.



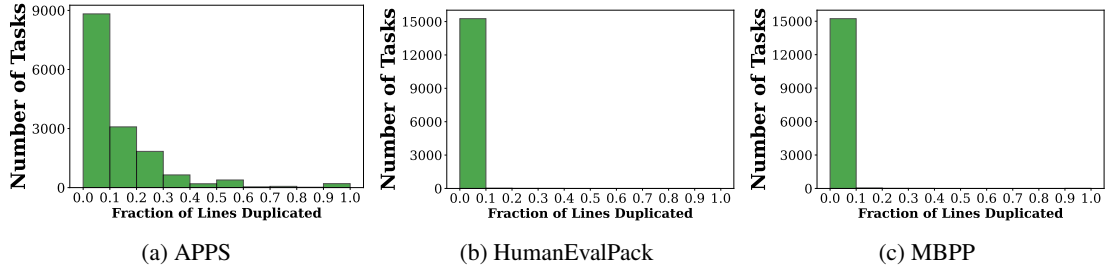


Figure 8: The fraction of line overlaps between COFFEE and benchmark datasets, *i.e.*, (a) APPS, (b) HumanEvalPack, and (c) MBPP.

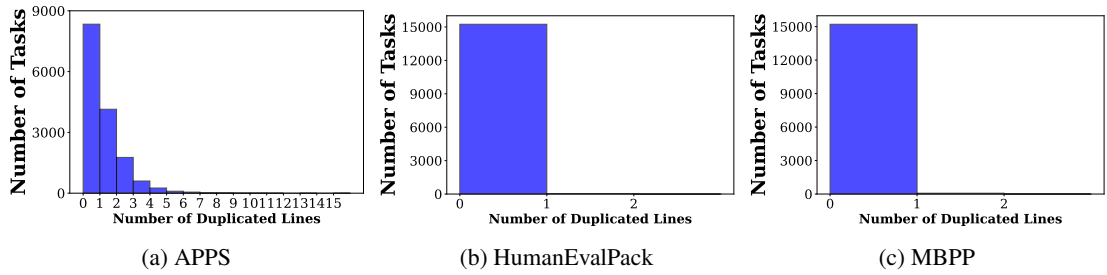


Figure 9: The absolute number of line overlaps between COFFEE and benchmark datasets, *i.e.*, (a) APPS, (b) HumanEvalPack, and (c) MBPP.

Input
Provide feedback on the errors in the given code
<b>Problem Description:</b> {description}
<b>Incorrect Code:</b> {incorrect_code}
Output
<b>Feedback:</b> {feedback}

Table 13: The input-output format of the critic model.

Input
Provide feedback on the errors in the given code and suggest the correct code to address the described problem.
<b>Problem Description:</b> {description}
<b>Incorrect Code:</b> {incorrect_code}
<b>Feedback:</b> {feedback}
Output
<b>Correct code:</b> {correct_code}

Table 14: The input-output format of the editor model.

---

**Prompt**

---

Generate feedback that guides the refinement from Incorrect Code to Correct Code. The feedback is not about the superficial style of the code, but about the internal logic of the code. So do not mention about the changes of variable names or the format of the code. Please point out the incorrect logic of the code and provide succinct, constructive feedback in one sentence. And please do not mention about the correct code in feedback.

- Example 1 -

**Problem Description:** Tom is currently at point  $(x, y)$ . The rectangle has sides parallel to the coordinate axes, with the bottom left vertex at  $(0, 0)$  and the top right vertex at  $(w, h)$ . Write a program to find the minimum distance to the boundary of the rectangle.

**Incorrect Code:**

```
x, y, w, h = map(int, input().split())
if w-x < x or h-y < y:
    if w-x < h-y:
        print(w-x)
    else:
        print(h-y)
elif w-x > x or h-y > y:
    if x < y:
        print(x)
    else:
        print(y)
```

**Correct Code:**

```
x, y, w, h = map(int, input().split())
resultY = min(h - y, y)
resultX = min(w - x, x)
if resultX < resultY:
    print(resultX)
else:
    print(resultY)
```

**Feedback for Refining the Code:** The logic in your if-statements is flawed, as you need to first independently identify the smallest distances from point  $(x, y)$  to the lines  $x=0$ ,  $y=0$ ,  $w$ , and  $h$ , and then find the minimum amongst them.

- Example 2 -

**Problem Description:** Three integers A, B, and C are given. Write a program that prints the second largest integer.

**Incorrect Code:**

```
A, B, C = list(map(int, input().split()))
print(max(A,B,C)) - print(min(A,B,C))
```

**Correct Code:**

```
data = []
a,b,c = map(int, input().split())
data.append(a)
data.append(b)
data.append(c)
data.sort()
print(data[1])
```

**Feedback for Refining the Code:** Your current logic is incorrect because subtracting the smallest integer from the largest doesn't necessarily give you the second largest integer. Instead, you should add the three integers to a list, sort the list, and print the second element.

- Example 3 -

**Problem Description:** .....

**Incorrect Code:** ...

- Example 4 -

**Problem Description:**

{problem description}

**Incorrect Code:**

{incorrect code}

**Correct Code:**

{correct code}

**Feedback for Refining the Code:**

---

Table 15: The prompt for generating feedback. We prompt ChatGPT to generate feedback in a 3-shot setting (Example 3 is omitted in this table, due to limited space).

Prompt
<p>Given the input format and python code, please provide at least 30 challenging test input values to evaluate its functionality.  For every start of samples, please attach &lt;start&gt; token to indicate that the input string has started.  Also, for every end of samples, please attach &lt;end&gt; token to indicate that the input string has ended.</p> <p><b>input format:</b>  {input format}  <b>python code:</b>  {python code}  <b>Sample:</b></p>

Table 16: The prompt for generating synthetic test cases. We prompt ChatGPT to generate hidden test cases for given Python code.

We are studying **the quality of feedback** generated by code LLMs.

This evaluation process is designed to assess the quality of feedback generated to solve a given problem description.

Specifically, you will be given a problem description and the code generated to solve it, along with feedback on that code.  
You will be asked to check the error detection and correction score of the feedback using a Likert scale, assigning a score between 1 to 5.

**Please choose the score that best represents the quality of the feedback.**

---

**Guidelines:**  
Evaluate the quality of feedback based on problem description and the code generated to solve it, choose an appropriate score for the **error detection and correction of the feedback** according to the following scoring guideline.

*Problem Description*  
\${description}

*Generated code*  
\${wrong\_code}

*Generated feedback*  
\${prediction}

**Error detection Score**  
This criterion evaluates how accurately the feedback identifies errors in the incorrect code.  
A score of 5 indicates that the feedback perfectly identifies all errors.  
A score of 1 suggests that the feedback either misses all errors or incorrectly identifies non-issues as errors. A score of 3 is assigned when the feedback only partially identifies errors or identifies them in a superficial manner, without delving into the underlying issues or complexities.

1  
 2  
 3  
 4  
 5

**Error Correction Score**  
This criterion assesses the correctness and effectiveness of the corrections suggested in the feedback.  
A score of 5 signifies that the corrections are entirely correct and well-suited to address the identified issues.  
A score of 1 indicates that the corrections are either entirely inappropriate or incorrect.  
A score of 3 is given when the suggested corrections are only partially correct or when they address the problem in a rudimentary way, lacking depth or full understanding of the best practices or more efficient solutions.

1  
 2  
 3  
 4  
 5

Optional feedback? [\(expand/collapse\)](#)

Figure 10: The interface used for human evaluation on the quality of feedback generated from critic.

We are studying **the quality of feedback** generated by code LLMs.

This evaluation process is designed to assess the quality of feedback generated to solve a given problem description.

Specifically, you will be given a problem description and the code generated to solve it, along with feedback on that code. You will be asked to check the correctness score of the feedback using a Likert scale, assigning a score between 1 to 5.

---

**Guidelines:**  
 Evaluate the quality of feedback based on problem description and the code generated to solve it, choose an appropriate score for the **correctness of the feedback** according to the following scoring guideline.

- 1. Completely Off-target:** Irrelevant to the code or problem; introduces errors or misunderstandings.
- 2. Largely Incorrect:** Somewhat related but largely misunderstands the issue; could misguide more than help.
- 3. Somewhat Correct:** Identifies some issues accurately but overlooks others; partial improvements possible.
- 4. Mostly Accurate:** Correctly identifies most issues; offers useful solutions with minor oversights.
- 5. Fully Accurate:** Precisely diagnoses problems; provides effective, error-free solutions.

---

**Problem Description**  
 \${description}

---

**Generated code**  
 \${wrong\_code}

---

**Generated Feedback**  
 \${prediction}

1. Completely Off-target
  2. Largely Incorrect
  3. Somewhat Correct
  4. Mostly Accurate
  5. Fully Accurate

Figure 11: The interface used for human evaluation on the correctness of feedback.

---

**Prompt**

---

Consider the following aspects when evaluate the feedback:

Identification: Does the feedback correctly identify the error in the code?

Correction: Does the feedback provide a technically accurate explanation of the error?

Validity: Is it possible to correct from incorrect code to correct code by using feedback?

Score each aspect from 1 to 5, with 1 being the lowest and 5 the highest. Then, calculate the average score to determine the overall effectiveness of the feedback.

**Problem Description:**  
 {problem}

**Incorrect Code:**  
 {incorrect\_code}

**First feedback:**  
 {feedback\_1}

**Second feedback:**  
 {feedback\_2}

**Correct code:**  
 {correct\_code}

Generate your assessment in the following format:

Assessment: [Assessment]

INDEX: [Index] (Use A for select first feedback, B for select second feedback, or N if neither is superior)

---

Table 17: The prompt for GPT-4 evaluation. We prompt GPT-4 to compare the feedback quality on coding errors, focusing on clarity, accuracy, and validity.

<b>Prompt</b>
<p>You will be provided with a description of a problem, wrong code, and the correct code that is intended to solve the issue.</p> <p>Along with these, you will receive a feedback addressing the inaccuracies or issues in the wrong code.</p> <p>Your task is to carefully evaluate feedback.</p> <p>Evaluation Criteria:</p> <p><b>Helpfulness (1-5):</b> Evaluate the extent to which the feedback is helpful by providing a clear and constructive direction that leads to the accurate correction of the given code.</p> <p>The assessment should focus on the relevance, specificity, and practicality of the feedback and its effectiveness in guiding the correct revision. The scale consists of:</p> <ol style="list-style-type: none"> <li>1. Unhelpful: The feedback either misinterprets the code’s issue or provides information unrelated to the problem, offering no constructive advice or path toward correction.</li> <li>2. Marginally Helpful: The feedback identifies an aspect of the code’s problem but is vague or imprecise, providing limited guidance that could nudge the revision in the right direction, with little assurance of complete correction.</li> <li>3. Helpful: The feedback recognizes an issue and suggests a general course of action that could lead to improvements in the code. Yet, it may lack the level of detail needed to guarantee a thorough and accurate fix.</li> <li>4. Quite Helpful: The feedback clearly identifies key problems and provides a specific recommendation that aligns well with the necessary corrections, likely resulting in a proper fix for the primary issue if followed.</li> <li>5. Very Helpful: The feedback succinctly pinpoints a critical issue and offers a clear, focused recommendation that, if implemented, would significantly enhance the code’s performance.</li> </ol> <p>For each feedback instance, provide a detailed assessment of its helpfulness and overall direction toward a solution, and assign an appropriate score under the FINAL_SCORE token at the end.</p> <p><b>Problem Description:</b> {problem}</p> <p><b>Incorrect Code:</b> {incorrect_code}</p> <p><b>Correct Code:</b> {correct_code}</p> <p><b>Feedback:</b> {Feedback}</p> <p><b>Feedback Evaluation:</b></p>

Table 18: The prompt for G-Eval. We prompt GPT-4 to evaluate the feedback quality on coding errors, focusing on helpfulness.

---

**Prompt**

---

In this task, you are presented with a coding problem, including examples of both incorrect and correct code. You will also receive feedback critiquing the incorrect code. Your primary responsibility is to evaluate this feedback based on the following criteria.

**Evaluation Criteria:**

1. Error Identification (Score: 0.0 to 1.0): This criterion evaluates how accurately the feedback identifies errors in the incorrect code. A score of 1.0 indicates that the feedback perfectly identifies all errors. A score of 0.0 suggests that the feedback either misses all errors or incorrectly identifies non-issues as errors. A score of 0.5 is assigned when the feedback only partially identifies errors or identifies them in a superficial manner, without delving into the underlying issues or complexities.

2. Correction Quality (Score: 0.0 to 1.0): This criterion assesses the correctness and effectiveness of the corrections suggested in the feedback. A score of 1.0 signifies that the corrections are entirely correct and well-suited to address the identified issues. A score of 0.0 indicates that the corrections are either entirely inappropriate or incorrect. A 0.5 score is given when the suggested corrections are only partially correct or when they address the problem in a rudimentary way, lacking depth or full understanding of the best practices or more efficient solutions.

**Evaluation Steps:**

## 1. Review All Materials:

- Read the problem description, incorrect code, correct code, and the provided feedback.

## 2. Evaluate Error Identification:

- Determine if the feedback correctly points out errors in the incorrect code.

- Assign a score from 0.0 (no correct identification) to 1.0 (all errors correctly identified).

## 3. Evaluate Correction Quality:

- Assess if the suggested corrections in the feedback are appropriate and correct.

- Assign a score from 0.0 (completely inappropriate or incorrect corrections) to 1.0 (perfectly appropriate and correct).

**Scoring:**

Provide a float score between 0.0 and 1.0 for each criterion based on your evaluation.

**Problem Description:**

{problem}

**Incorrect Code:**

{incorrect\_code}

**Correct Code:**

{correct\_code}

**Feedback:**

{Feedback}

**Evaluation Form (scores ONLY):**

1. Error Identification: [Score]

2. Correction Quality: [Score]

---

Table 19: The prompt used in error analysis. We prompt ChatGPT to evaluate the feedback quality in error detection and error correction.

---

### Problem Description

---

Return true if a given number is prime, and false otherwise.

---

### Wrong Code

---

```
if n < 1:
    return False
for k in range(1, n - 1):
    if n % k == 0:
        return False
return True
```

---

### Feedback from ChatGPT

---

Your current logic is incorrect because you are not considering the case when n is equal to 1, and you are not iterating up to n+1 in the for loop. Additionally, you should use the modulo operator (%) instead of the division operator (/) to check if n is divisible by k.

---

### Feedback from COFFEEPOTS

---

Your current logic is incorrect because you are not considering the number 1 as a prime number. You need to add a condition to handle this case separately.

---

Figure 12: Examples of the feedback from ChatGPT and the feedback from  COFFEEPOTS.

---

### Problem Description

You will be given the name of a class (a string) and a list of extensions. The extensions are to be used to load additional classes to the class. The strength of the extension is as follows: Let CAP be the number of the uppercase letters in the extension's name, and let SM be the number of lowercase letters in the extension's name, the strength is given by the fraction  $CAP - SM$ . You should find the strongest extension and return a string in this format: `ClassName.StrongestExtensionName`. If there are two or more extensions with the same strength, you should choose the one that comes first in the list.

---

### Wrong Code

```
def Strongest_Extension(class_name, extensions):
    strong = extensions[0]
    my_val = len([x for x in extensions[0] if x.isalpha() and x.isupper()])
                - len([x for x in extensions[0] if x.isalpha() and x.islower()])
    for s in extensions:
        val = len([x for x in s if x.isalpha() and x.isupper()])
                - len([x for x in s if x.isalpha() and x.islower()])
        if val > my_val:
            strong = s
            my_val = val
    ans = class_name + strong
    return ans
```

---

### Selected Feedback

Your current logic is almost correct, but you need to compare the strength of each extension to find the strongest one, and then return a string in the desired format.

---

### Unselected Feedback


1. Your current logic is almost correct, but you need to compare the strength values (`my_val` and `val`) to determine which extension is the strongest and should be appended to the class name.
2. Your current logic is almost correct, but you need to compare the strength values (`my_val` and `val`) to determine which extension is the strongest and return the correct string format.
3. Your current logic is almost correct, but you need to move the line inside the for loop so that it updates the `strong` and `my_val` variables correctly.
4. Your current logic is almost correct, but you need to iterate through the extensions list and compare the strength of each extension to the strong extension you have found so far, updating the strong extension and its strength if a stronger extension is found. Finally, return a string in the desired format by concatenating the class name and the strong extension name.

---

### Correct Code

```
def Strongest_Extension(class_name, extensions):
    strong = extensions[0]
    my_val = len([x for x in extensions[0] if x.isalpha() and x.isupper()])
                - len([x for x in extensions[0] if x.isalpha() and x.islower()])
    for s in extensions:
        val = len([x for x in s if x.isalpha() and x.isupper()])
                - len([x for x in s if x.isalpha() and x.islower()])
        if val > my_val:
            strong = s
            my_val = val
    ans = class_name + \".\\" + strong
    return ans
```

---

Figure 13: Example of the generation and selection of feedback and the editing from  COFFEEPOTS.