

Are LLMs Rigorous Logical Reasoner? Empowering Natural Language Proof Generation with Contrastive Stepwise Decoding

Ying Su¹, Xiaojin Fu¹, Mingwen Liu², Zhijiang Guo³

HKUST¹, Likelihood Lab², University of Cambridge³

{ysuay, xfuab}@connect.ust.hk, maxwell@alphafuture.cn, zg283@cam.ac.uk

Abstract

Logical reasoning remains a pivotal component within the realm of artificial intelligence. The recent evolution of large language models (LLMs) has marked significant progress in this domain. The adoption of strategies like chain-of-thought (CoT) has enhanced the performance of LLMs across diverse reasoning tasks. Nonetheless, logical reasoning that involves proof planning, specifically those that necessitate the validation of explanation accuracy, continues to present stumbling blocks. In this study, we first evaluate the efficacy of LLMs with advanced CoT strategies concerning such tasks. Our analysis reveals that LLMs still struggle to navigate complex reasoning chains, which demand the meticulous linkage of premises to derive a cogent conclusion. To address this issue, we finetune a smaller-scale language model, equipping it to decompose proof objectives into more manageable sub-goals. We also introduce contrastive decoding to stepwise proof generation, making use of negative reasoning paths to strengthen the model’s capacity for logical deduction. Experiments on EntailmentBank underscore the success of our method in augmenting the proof planning abilities of language models.

1 Introduction

Logical reasoning underpins the comprehension of human cognition and intelligence in machines (Goel et al., 2017). Large Language Models (LLMs) like GPT (Brown et al., 2020; Ouyang et al., 2022) and PaLM (Chowdhery et al., 2022; Anil et al., 2023) have pioneered using natural language as a platform for logical reasoning, complementing the traditional use of formal languages (Kazemi et al., 2022; Creswell et al., 2022). The incorporation of natural language broadens the scope of logical reasoning by allowing flexible querying and tapping into the extensive implicit knowledge encapsulated within LLMs.

In examining the capacity of LLMs for logical reasoning, it is crucial to consider not only the accuracy of their answers but also the correctness of their explanations (Xu et al., 2023). Utilizing prompting methods such as in-context learning (Brown et al., 2020) and chain-of-thought (Wei et al., 2022), LLMs have shown promising results across various deductive reasoning tasks in question-answering formats (Weston et al., 2015; Tafjord et al., 2021; Saparov and He, 2022; Han et al., 2022). These approaches decompose the final task goal by guiding the LLMs through intermediate reasoning steps in a carefully constructed context. However, providing correct explanations, which covers *completeness*, *redundancy*, *correctness* (Xu et al., 2023), emerges as a more daunting challenge. This is particularly evident in tasks that involve generating reasoning chains from premises leading to a conclusion, known as proof generation (Clark et al., 2020; Dalvi et al., 2021). Unfortunately, LLMs often fall short in creating concise and exact proof trees, commonly producing superfluous or imprecise intermediate steps.

In an attempt to better understand LLMs in the scope of deductive reasoning, this paper conducts an analysis from both the prompting and finetuning perspectives. With regards to prompting, we engage LLMs such as ChatGPT¹ and GPT-4 (OpenAI, 2023) with detailed stepwise reasoning cues (Wei et al., 2022; Creswell et al., 2022). Despite intricate prompt designs, we observe that LLMs flounder in generating methodical proof trees.

Considering the finetuning perspective, previous studies have engaged LLMs to generate proof trees, with techniques ranging from holistic approaches (Qu et al., 2022a) to incremental steps (Tafjord et al., 2021; Sanyal et al., 2022a). Recent methods increasingly rely on post-processing to remedy generation results, introducing verification- and search-based systems (Hong

¹<https://openai.com/blog/chatgpt>

Method	Type	Stepwise Generation	Stepwise Correction	Direction	Search	Verifier	HA Proof	Stage
CoT (Wei et al., 2022)	ICL	✓	✗	→	✗	✗	✗	1
SI (Creswell et al., 2022)	ICL	✓	✗	→	✓	✗	✗	1
EntailmentWriter (Dalvi et al., 2021)	FT	✗	✗	→	✗	✗	✓	1
IRGR (Ribeiro et al., 2022)	FT	✓	✗	→	✓	✗	✓	2
SCSearch (Bostrom et al., 2022)	FT	✓	✗	→	✓	✗	✗	2
MetGen (Hong et al., 2022a)	FT	✓	✗	both	✓	✗	✓	2
ADGV (Sprague et al., 2022)	FT	✓	✗	both	✓	✓	✓	3
NLProofs (Yang et al., 2022)	FT	✓	✗	→	✓	✓	✓	3
ConDec	FT	✓	✓	→	✗	✗	✓	1

Table 1: Comparison of methods over natural language proof generation. *ICL* denotes in-context learning and *FT* denotes finetuning. *Stepwise Correction* means the if stepwise reward is applied to correct the generating result. *HA Proof* denotes if the method is evaluated on human-authored proof benchmarks. *Stage* calculates if the method contains generation, verification, and search.

et al., 2022b; Yang et al., 2022). However, there is a paucity of attention on refining the generative process itself. The current models demonstrate competency in selecting pertinent premises but falter in deducing intermediary conclusions, indicating a gap in their understanding of semantic nuances during stepwise deductive reasoning.

Addressing this gap, we introduce a novel strategy dubbed ConDec (**C**ontrastive **D**ecoding), designed to enhance the generative aspect of LLMs for deductive reasoning tasks. ConDec leverages carefully constructed hard negatives – outputs that are deceptively similar in form yet differ semantically – to refine generation precision. These hard negatives can be simple sequence alterations or products of an intricate sampling and reasoning process, aided by an external reasoner and checker. Finetuning with these hard negatives notably advances the LLMs’ proficiency in intermediate step and conclusion generation, culminating in overall improved proof accuracy. The main contributions of this study are threefold:

- We reveal that LLMs equipped with various in-context learning strategies still struggle to perform rigorous logical reasoning in natural language proof generation tasks;
- We introduce ConDec, a contrastive decoding strategy that enhances stepwise generative quality in proof generation tasks, and devise an automatic method for hard negative generation involving a reasoner and a checker;
- We conduct an extensive empirical analysis on the Entailment benchmark, demonstrating the effectiveness of the proposed method.

2 Related Work

2.1 Logical Reasoning with Natural Language

Logical reasoning is an important ability to realize human-level cognition and intelligence in AI (Nunes, 2012). Early research of logical reasoning uses formal language to represent knowledge and conducts symbolic reasoning (Muggleton and De Raedt, 1994). Recent research adopts pre-trained language models for logical reasoning in the form of natural language to alleviate the representation challenge with formal language (Musen and Van der Lei, 1988).

Among the logical reasoning over natural language (Yang et al., 2023), deductive reasoning covers aspects including hypothesis classification, proof generation, proof generation with incomplete information, and implication enumeration. Several tasks have been proposed to evaluate these reasoning abilities. Specifically, hypothesis classification is conducted over RuleTaker with transformers (Clark et al., 2020). Proof generation providing rationals along with the predicted answer for emulating formal reasoning is further proposed to increase the explainability (Saha et al., 2020). ProofWriter (Tafjord et al., 2021) produces a deductive chain of reasoning over proof generation and implication enumeration with an iterative generating style. To enhance the chain of reasoning for multi-step premises, EntailmentWriter tests transformers’ explainability in the form of entailment trees over EntailmentBank (Dalvi et al., 2021).

2.2 Proof Generation

Methods for finetuning language models for proof generation vary in the proof direction, inference with or without hypothesis, and whether

Method	Leaves		Steps		Intermediates		Overall
	F1	AllCorrect	F1	AllCorrect	F1	AllCorrect	AllCorrect
EntailmentWriter (11B)	89.4	52.9	46.4	35.3	69.1	36.9	32.1
NLProofs (0.8B)	89.4	56.0	50.4	38.4	71.9	41.3	37.1
GPT3 (5-shot)	64.2	15.3	17.6	12.3	53.6	22.3	12.3
GPT3.5-turbo (5-shot)	61.9	9.0	16.9	4.3	51.9	15.1	3.74
GPT4 (5-shot)	78.1	32.6	30.2	22.5	63.9	30.8	21.9
GPT4 (CoT)	79.0	33.7	30.9	22.5	64.7	31.6	22.5
GPT4 (SI)	79.1	30.0	24.3	14.0	65.4	32.1	13.9

Table 2: Results on EntailmentBank validation set on task 2 with finetuning and prompting methods. Results with *GPT3.5-turbo* and *GPT4* are from our evaluation.

search or verification is involved. One line of research is inference without a hypothesis available. FaiRR (Sanyal et al., 2022b) breaks proof generation into three steps: rule selection, fact selection, and knowledge composition. MetGen (Hong et al., 2022a) iteratively generates the entailment tree by conducting a single-step entailment with separate modules and a reasoning controller. SC-Search (Bostrom et al., 2022) decomposes the deductive reasoning task into separate steps coordinated by a search procedure, producing a tree of intermediate conclusions that faithfully reflects the system’s reasoning process. ADGV (Sprague et al., 2022) proposes to abductively infer a premise given another premise and a conclusion, as well as to search over two fingers interleaving deductive (forward-chaining) and abductive (backward-chaining) inferences.

Another line of work is with the hypothesis available. IBR (Qu et al., 2022b) enhances the interpretability of reasoning procedures by predicting nodes and edges in the proof tree iteratively backwards from the question, as well as increasing efficiency and accuracy by simplifying the intermediate process of reasoning. IRGR (Ribeiro et al., 2022) explains a given hypothesis by iteratively searching for suitable premises, constructing a single entailment step at a time. NLProofS (Yang et al., 2022) trains an independent verifier to check the validity of the proof steps to improve decoding accuracy. Our work follows this line while we focus on stepwise decoding correction without search or verification. Comparison of our method with other approaches with LLMs is presented in Table 1.

3 Problem Formulation

Following the task definition in Yang et al. (2022), the proof generation task is to derive a proof tree T given a hypothesis h and a set of supporting facts

$C = \{\text{sent}_1, \text{sent}_2, \dots, \text{sent}_n\}$. The proof tree T represented as a tuple $T = (h, \hat{C}, U, S)$. \hat{C} is a subset of the facts $\{\text{sent}_i\} \in C$, denoting leaf nodes on the tree T . $U = \{\text{int}_1, \text{int}_2, \dots, \text{int}_m\}$ denotes the intermediate nodes on the tree. The intermediate nodes are deduced during the reasoning process. Each intermediate node represents an intermediate conclusion. The intermediate nodes are internal tree nodes. On top of the tree, h is the root node as well as the final conclusion needs to be proved.

The structure of the tree is denoted by reasoning steps $S = \{\text{step}_1, \text{step}_2, \dots, \text{step}_t\}$. Each internal tree node corresponds to a reasoning step $\text{step}_i \in S$ with $\text{int}_j \in U$ as the conclusion and its children as premises, i.e., $\text{sent}_1 \& \text{int}_1 \rightarrow \text{int}_2$, representing that intermediate node int_2 is the conclusion of leaf node sent_1 and intermediate node int_1 . The premise of a reasoning step can be from leaf nodes or intermediate nodes. Under the stepwise generation setting, intermediate nodes and proof steps up to current step are added to given facts as input to generate new intermediate nodes for next step.

4 Analysis of LLMs with Prompts

Prompting methods including in-context learning (ICL; Brown et al. 2020) and CoT (Wei et al., 2022) have been widely used in various reasoning tasks (Patel et al., 2021; Cobbe et al., 2021; Fu et al., 2022; Xiong et al., 2023). We apply vanilla prompt, CoT, and selection-inference (SI; Creswell et al. 2022) to evaluate how LLMs perform on the proof generation task. The vanilla prompt method simply adopts a k -shot in-context learning strategy. The CoT decomposes the reasoning process into step-by-step generation. The SI method is a two-stage CoT that decomposes each reasoning step into a premise selection stage and a conclusion inference state. For a fair comparison, we replicate the SI method with a two-stage CoT prompt without a

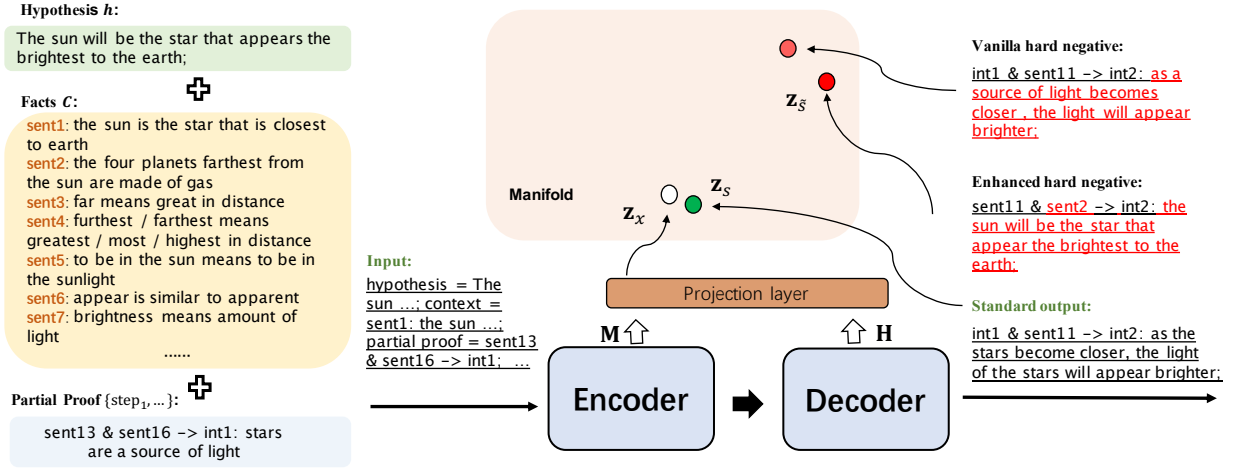


Figure 1: Architecture of the contrastive decoding with hard negatives. The hard negatives are constructed by both vanilla and enhanced strategies. Vanilla strategy means simple conclusion substitution. The enhanced strategy adopts a reasoner and a checker to generate hard negatives.

search process. Details of the CoT and SI are presented in Appendix A.2.2.

As shown in Table 2. Comparing different LLMs, we find that GPT4 generally outperforms GPT3 and GPT3.5-turbo on all the metrics. One detailed case study of GPT3.5-turbo and GPT4 with k -shot prompting results is in Appendix A.2.1. It shows that GPT3.5-turbo tends to generate more irrelevant and inaccurate steps with simple imitation of premises when inferencing new conclusions. On the contrary, GPT4 conducts deductive reasoning and generate correct conclusions given premises.

When accompanied by CoT, GPT4 achieves better performance than the vanilla prompt. However, GPT4 with SI performs much poorer than GPT4 with CoT though SI is a more complex and detailed prompting method. The overall performance drop is mainly due to the accuracy drop over steps. This indicates that GPT4 is stronger at conclusion inference than selecting precise premises.

The finetuning-based methods such as EntailmentWriter and NLProofs outperform prompting-based methods by a large margin over all the metrics. With local step-by-step training with curated datasets, the language models can catch the correlations between the premises better. Though LLMs are good at generating final answers for logical reasoning tasks, accurate proof generation is still challenging for them.

5 Approach

We first define stepwise contrastive decoding. Then we introduce the strategies of constructing vanilla and enhanced hard negatives.

5.1 Contrastive Stepwise Decoding

With stepwise training, subtrees are sampled on the original entire proof graph. The decoding goal can be the intermediate node or the final hypothesis of the subtree depending on the sampling result. Though stepwise generation improves over a single-shot generation (training over the entire proof tree and the decoding goal is a hypothesis), it still has two drawbacks: 1) generated conclusion is simply repetition or invalid conclusion over premises (Dalvi et al., 2021); 2) generation error propagates leading to unreasonable or even meaningless proof steps, especially when the proof steps are long.

To address the above problems, we adopt a contrastive learning technique to improve the stepwise deductive reasoning quality. Learning with contrasting positive and negative pairs can improve the generalization ability of conditional text generations (Lee et al., 2020; An et al., 2022). Inspired by this, we construct negative decoding samples to improve the reasoning ability of the generator.

The goal of the generator is to output an stepwise reasoning step $\text{step}_j^{(i)}$ with tokens $(\tilde{s}_1^{(i)}, \tilde{s}_2^{(i)}, \dots, \tilde{s}_L^{(i)})$ with length L conditioned on the input text sequence $x^{(i)} = (\tilde{x}_1^{(i)}, \tilde{x}_2^{(i)}, \dots)$. The input text sequence is a concatenation of contexts from hypothesis h , facts C , and previous steps $\{\text{step}_1^{(i)}, \dots, \text{step}_{j-1}^{(i)}\}$. i is the index of instances in a batch. The finetuning loss is to maximize the conditional log-likelihood $\log p_\theta(\text{step}_j | x)$ for a given

N observations $\{(x^{(i)}, \text{step}_j^{(i)})_{i=1}^N\}$ as follows:

$$\mathcal{L}_{MLE}(\theta) = \sum_{i=1}^N \log p_{\theta}(\text{step}_j^{(i)} | x^{(i)}), \quad (1)$$

$$p_{\theta}(\tilde{s}_1^{(i)}, \dots, \tilde{s}_L^{(i)} | x^{(i)}) = \prod_{l=1}^L p_{\theta}(\tilde{s}_l^{(i)} | \tilde{s}_{<l}^{(i)}, x^{(i)}), \quad (2)$$

$$\mathbf{h}_l^{(i)} = g(\tilde{s}_{l-1}^{(i)}, \mathbf{M}^{(i)}; \theta), \mathbf{M}^{(i)} = f(x^{(i)}; \theta), \quad (3)$$

where f, g denote the encoder and the decoder respectively. $\mathbf{M}^{(i)}$ is the concatenation of the hidden representations of the source tokens $x^{(i)}$. $\mathbf{H}^{(i)}$ is the concatenation of the hidden states $[\mathbf{h}_1^{(i)}, \dots, \mathbf{h}_L^{(i)}]$ at the decoder output.

With a linear projection layer, the hidden states $\mathbf{M}^{(i)}$ and $\mathbf{H}^{(i)}$ of the encoder and decoder are mapped onto the latent embedding space:

$$\mathbf{z}_x^{(i)} = \text{AvgPool}(\text{ReLU}(\mathbf{W}_{proj} \mathbf{M}^{(i)} + \mathbf{b}_{proj})), \quad (4)$$

$$\mathbf{z}_s^{(i)} = \text{AvgPool}(\text{ReLU}(\mathbf{W}_{proj} \mathbf{H}^{(i)} + \mathbf{b}_{proj})). \quad (5)$$

The semantic similarity sim between them can be calculated by distance with a dot or cosine function. A contrastive loss maximizes the similarity between the pair of source and target sequence while minimizing the similarity between the negative pairs as follows:

$$\mathcal{L}_{cont}(\theta) = \sum_{i=1}^N \log \frac{\exp(sim(\mathbf{z}_x^{(i)}, \mathbf{z}_s^{(i)})/\tau)}{\sum_{\mathbf{z}_s^{(k)} \in \mathcal{S}} \exp(sim(\mathbf{z}_x^{(i)}, \mathbf{z}_s^{(k)})/\tau)}, \quad (6)$$

where \mathcal{S} is the set of negative samples in the same batch and τ is the temperature parameter.

5.2 Hard Negative

Negative pairs are constructed with input sequences and fake output sequence $\overline{\text{step}}_j^{(i)}$. With the hard negatives based on the decoding outputs, the contrastive decoding loss becomes:

$$\mathcal{L}_{cont-hard}(\theta) = \sum_{i=1}^N \log \frac{\exp(sim(\mathbf{z}_x^{(i)}, \mathbf{z}_s^{(i)})/\tau)}{\sum_{\mathbf{z}_s^{(k)} \in \mathcal{S} \cup \{\bar{\mathbf{z}}_s^{(i)}\}} \exp(sim(\mathbf{z}_x^{(i)}, \mathbf{z}_s^{(k)})/\tau)}, \quad (7)$$

where $\bar{\mathbf{z}}_s^{(i)}$ is the projected hidden state of hard negatives. The final loss for finetuning is:

$$\mathcal{L} = \mathcal{L}_{MLE} + \alpha \mathcal{L}_{cont-hard} \quad (8)$$

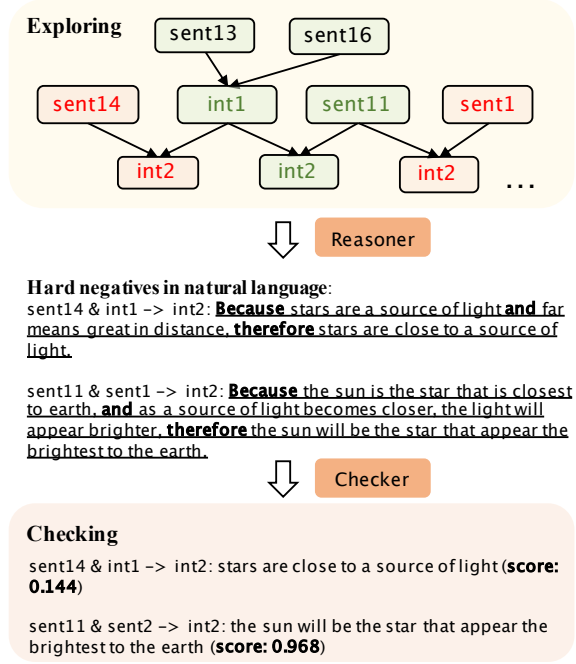


Figure 2: Enhanced hard negative construction is constructed by exploring the unseen combination of premises, inferencing with the reasoner, and filtering with a score from the checker.

5.2.1 Vanilla Hard Negative

In the decoding steps, the vanilla hard negatives are constructed based on substitution, which mimics the form of gold stepwise proofs. Since one type of the error for the generator is simple repetition of input sentences (Dalvi et al., 2021), we randomly select one the premises in a proof step $\text{step}_j^{(i)}$ and replace the conclusion with its context. For example in Figure 1, the vanilla hard negative is constructed by replacing the gold standard conclusion with the context of input node *sent11*.

5.2.2 Enhanced Hard Negative

To increase the diversity and quality of hard negatives, we also propose to construct enhanced hard negatives by exploring unseen proof steps with a reasoner and a checker. The reasoner is first trained with proof steps $s_i \in \mathcal{S}$ in natural language and then utilized to generate a conclusion given an unseen combination of premises in the supporting facts C .

Given proof step s_i , the premises and conclusion in natural language are denoted as set $\{p_1, p_2, \dots\}$ and c . The premises are concatenated as input and the conclusion is output for training the reasoner.

$$\mathcal{L}_{MLE}(\phi) = \log p_{\phi}(c | p_1, p_2, \dots), \quad (9)$$

Task	Method	Leaves		Steps		Intermediates		Overall
		F1	AllCorrect	F1	AllCorrect	F1	AllCorrect	AllCorrect
Task 1 (no-distractor)	EntailmentWriter	98.7	86.2	50.5	37.7	67.6	36.2	33.5
	EntailmentWriter (11B)	99.0	89.4	51.5	38.2	71.2	38.5	35.3
	MetGen*	100.0	100.0	57.7	41.9	70.8	39.2	36.5
	NLProofs*	97.8	90.1	55.6	<u>42.3</u>	<u>72.4</u>	<u>40.6</u>	38.9
	ConDec	<u>99.9</u>	98.2	55.7	42.1	72.3	38.9	36.2
	ConDec★	<u>99.9</u>	<u>98.2</u>	<u>57.3</u>	43.2	72.9	41.5	<u>37.9</u>
Task 2 (distractor)	EntailmentWriter	84.3	35.6	35.5	22.9	61.8	28.5	20.9
	EntailmentWriter (11B)	89.1	48.8	41.4	27.7	66.2	31.5	25.6
	MetGen*	82.7	46.1	41.3	29.6	61.4	32.4	27.7
	NLProofs*	90.3	58.8	47.2	34.4	70.2	<u>37.8</u>	33.3
	ConDec	<u>91.0</u>	<u>59.1</u>	<u>50.2</u>	<u>36.5</u>	<u>70.3</u>	38.2	<u>34.1</u>
	ConDec★	91.1	60.6	50.7	37.4	70.7	38.2	34.7
Task 3 (full-corpus)	EntailmentWriter	35.7	2.9	6.1	2.4	33.4	7.7	2.4
	EntailmentWriter (11B)	39.9	3.8	7.4	2.9	35.9	7.1	2.9
	MetGen*	34.8	<u>8.7</u>	9.8	8.6	36.6	20.4	8.6
	NLProofs*	43.2	8.2	<u>11.2</u>	6.9	<u>42.9</u>	17.3	6.9
	ConDec	<u>43.3</u>	8.2	11.1	6.5	43.4	<u>18.0</u>	6.5
	ConDec★	44.7	9.4	11.7	<u>7.1</u>	42.3	17.7	<u>7.1</u>

Table 3: Main results on EntailmentBank with finetuning method. Methods with * are **three-stage**. ConDec denotes finetuning with vanilla hard negatives and ConDec★ denotes finetuning with combination of vanilla and enhanced hard negatives. Best results are **boldface** and second-best results are underlined.

After training, the reasoner can generate a conclusion based on an unseen combination of premises. Unseen combinations of premises are first sampled during the exploration process based on previous steps. The sampled premises $\{p_1^s, p_2^s, \dots\}$ and generated conclusion c^s constitutes a enhanced hard negative. Details are presented in Figure 2. In the example, for premises *int1* and *sent11* in gold proof, randomly sample premises to substitute one of them and adopt the reasoner to generate a new conclusion given the recombined premises.

To improve the quality of the hard negatives generated from the reasoner, we further adopt the checker Vera (Liu et al., 2023) to score the hard negatives and filter those with low scores. Vera is finetuned over T5-11B with commonsense datasets. The *score* from the checker indicates the extent of the reasonableness of the deductive commonsense knowledge generated by the reasoner:

$$score = \text{sigmoid}([p_1^s, p_2^s, \dots, c_s]; \gamma), \quad (10)$$

where the *score* is calculated with a sigmoid function after hidden layers γ .

6 Experiment

6.1 Dataset

EntailmentBank (Dalvi et al., 2021): Entailment trees are made up of individual and multi-premise

textual entailment steps. EntailmentBank contains 1,840 multistep entailment trees for accompanying QA pairs. For the proof generation task, only the hypothesis H and context set C are used as inputs. Each proof tree T contains an average of 6.6 nodes and 2.7 entailment steps. Train/Validation/Test splits are 1,313/187/340 respectively. Details of evaluation on EntailmentBank are refer to Appendix A.3. EntailmentBank consists of three tasks as follows:

- (1) **Task 1 (no-distractor)**: C consists of exactly the leaf nodes of the ground truth proof tree;
- (2) **Task 2 (distractor)**: C consists of 15-20 distractor sentences besides the leaf nodes on the ground truth proof tree;
- (3) **Task 3 (full-corpus)**: C is a large corpus of 12K sentences derived from WorldTree V2 (Xie et al., 2020), requiring the model to retrieve relevant supporting facts from the corpus. For each hypothesis, 25 supporting facts are retrieved. Following Dalvi et al. (2021), we train the model on Task 2 and evaluate its zero-shot performance on Task 3.

6.2 Baselines

Baseline methods include EntailmentWriter (Dalvi et al., 2021), MetGen (Hong et al., 2022b), and NLProofS (Yang et al., 2022). EntailmentWriter is a one-stage method. It adopts pretrained T5 to generate explanations in a single-shot strategy.

Method	Leaves		Steps		Intermediates		Overall
	F1	AllCorrect	F1	AllCorrect	F1	AllCorrect	AllCorrect
Flan-T5-Large (0.8B)	90.73	58.82	49.17	36.18	69.56	36.76	33.53
Flan-T5-XL (3B)	90.91	57.06	50.22	36.47	68.75	35.88	33.82
+ contrastive loss	90.9	60.29	49.49	35.88	69.43	37.06	32.35
+ contrastive loss, vanilla hard	91.03	59.12	50.21	36.47	70.27	38.24	34.12
+ contrastive loss, enhanced hard	91.10	60.59	50.70	37.35	70.74	38.24	34.71

Table 4: Ablation study on EntailmentBank test set on Task 2.

MetGen and NLProofs are three-stage methods. MetGen divides single-step entailment into basic logical operations. It reasons in both forward deductive and backward abductive steps. A controller finally selects promising steps among the reasoning results. NLProofs adopts a trained verifier to guide the search process of proof generation. The verifier scores the generation expansion steps and finally, a proof tree is selected according to the scores.

6.3 Implementation Details

The optimizer is set as Adam (Kingma and Ba, 2014) for all the training. The average running time is 18 hours for Task 1 and 24 hours for Task 2. Experiments are conducted on A800.

Generator. We adopt Flan-T5-Large as the generator. Flan-T5-Large is a finetuned version of T5-Large (Raffel et al., 2020) over a collection of FLAN instructions (Chung et al., 2022; Longpre et al., 2023). The generator is trained for 500 epochs on Task1 and 600 epochs on Task2. The learning rate for the first-stage generator is $1e-4$ and $5e-5$ for Task 1 and Task 2 respectively.

ConDec. The vanilla hard negatives are constructed by substituting the conclusion in the gold proof step with a randomly selected premise node context. For example, for *sent11* & *sent24* -> *int: neptune orbits the sun in the solar system*, the hard negatives substitute conclusion *neptune orbits the sun in the solar system* with the context of *sent11* or *sent24*. The temperature τ is set as 0.05 and α is 0.1. The learning rate of the contrastive decoding stage is the same as finetuning with original proof trees. The MLE loss and contrastive loss are alternatively trained for 10 epochs based on the finetuned generator with MLE loss only.

Enhanced Hard Negatives. We adopt Flan-T5-Large as an additional reasoner to generate unseen proof steps based on labeled proof trees as hard negatives. To train the reasoner, details of data

Reasoner	Enhanced Negative		Filtered Negative	
	Task 1	Task 2	Task 1	Task 2
8,819	47,386	104,665	16,371	21,948

Table 5: Distribution of samples from training data, constructed enhanced hard negatives and filtered hard negatives on task 1 and task 2. For filtering, $score=0.9$.

collection are presented in Appendix A.1. The reasoner is trained for 30 epochs with a learning rate of $1e-4$. We further adopt Vera (Liu et al., 2023) to filter unreasonable generated proof steps. Details of stepwise proofs sampled for reasoner and enhanced new negatives filtered by the checker are presented in Table 5. To increase diversity, enhanced hard negatives and vanilla hard negatives are jointly sampled for training.

7 Result Analysis

7.1 Main Results

The main results are presented in Table 3. By analyzing the results, we can find that:

Stepwise correction matters. Stepwise generation methods (MetGen, NLProofs, ConDec) outperform single-shot training (EntailmentWriter), even for EntailmentWriter with a much larger parameter size (11B). When comparing ConDec with three-stage generation methods MetGen and NLProofs, ConDec achieved comparable or even better performance on Task 2 and Task 3. This shows that contrastive decoding with hard negatives can improve language models’ reasoning ability, demonstrating our methods’ effectiveness. While our research focuses on the generator, combining our method with theirs may still improve the final accuracy and it is worth exploring.

Enhanced hard negatives facilitate reasoning. With enhanced hard negatives, we can find that the ability of proof planning over three tasks is all improved. Unlike vanilla negative construction, the enhanced hard negatives contain harder or more

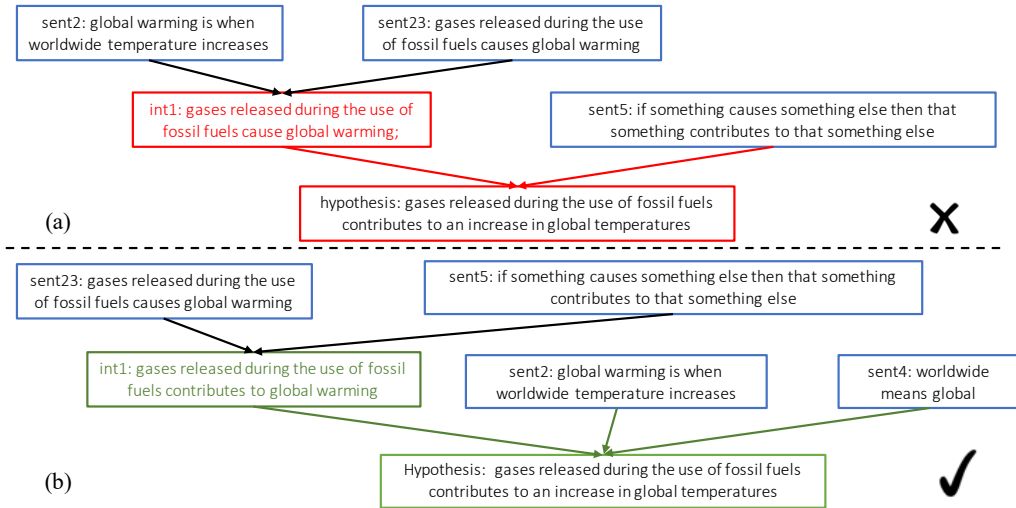


Figure 3: Case study. (a) is the result from the original generator and (b) is the result from the generator after finetuning with contrastive decoding.

correct conclusions given premises. Detailed evaluation of enhanced hard negatives is in Appendix A.1. It further improves the training coverage over reasoning steps, thus leading to better performance over proof planning.

ConDec is more efficient with distractors. Specifically, contrastive decoding with hard negatives achieves obvious performance gain over Task 2 and Task 3 while deteriorating the performance on Task 1. For Task 2 and Task 3, there are distractor premises or full-corpus, which increases the challenges for rigorous reasoning. For Task 1, there is no distractor. Adding hard negatives deviates the generator from generating correct steps instead of intermediate nodes.

Predicting intermediate node is still challenging. With contrastive decoding, our method achieves the best performance mostly over leave or step accuracy. The contrastive loss helps the generator discriminate between premises and finds semantically correlated premises to deduce a conclusion. However, deductive reasoning is still challenging because the improvement over intermediates is not as obvious as those on leaves or steps.

7.2 Ablation Study

Results of the ablation study on Task 2 test split are presented in Table 4.

Backbone model. For the backbone model, we also try Flan-T5-XL (3B). Stepwise training over Flan-T5-Large provides a strong baseline. Though much larger in model size, Flan-T5-XL achieves similar performance over the metrics. It shows that proof planning requires a higher level of understanding of deductive reasoning over multi-hops.

Contrastive decoding. Contrastive decoding without hard negatives generally improves the leave accuracy while decreasing the step accuracy, leading to a slight drop in the overall performance.

Negative sample. We also analyze if constructed negative decoding samples work. Adding vanilla or enhanced hard negatives can generally improve over all the metrics.

7.3 Case Study

Figure 3 shows examples of decoding proof graph trees with and without contrastive learning loss. Evaluation of intermediates shows the deductive reasoning capability over the natural language. The generator fails to generate the correct intermediate node context with input leaves nodes *sent2* and *sent23*, by simply replicating the contexts of leaf nodes. With contrastive decoding, our method can generate correct intermediate conclusions given input contexts. Thus it can help alleviate the problem of generating wrong intermediate node contexts, further leading to correct reasoning chains.

8 Conclusion

Logical reasoning is challenging and fundamental in artificial intelligence. Proof generation evaluates the explaining ability of large language models over logical reasoning. We analyze the ability both through prompting and finetuning methods. To increase the planning ability, we propose a contrastive decoding method with two automatic hard negative generating strategies. Experiment results over standard benchmarks demonstrate the effectiveness of our method.

References

- Chenxin An, Jiangtao Feng, Kai Lv, Lingpeng Kong, Xipeng Qiu, and Xuanjing Huang. 2022. Cont: Contrastive neural text generation. *Advances in Neural Information Processing Systems*, 35:2197–2210.
- Rohan Anil, Andrew M Dai, Orhan Firat, Melvin Johnson, Dmitry Lepikhin, Alexandre Passos, Siamak Shakeri, Emanuel Taropa, Paige Bailey, Zhifeng Chen, et al. 2023. Palm 2 technical report. *arXiv preprint arXiv:2305.10403*.
- Kaj Bostrom, Zayne Sprague, Swarat Chaudhuri, and Greg Durrett. 2022. Natural language deduction through search over statement compositions. In *Findings of the Association for Computational Linguistics: EMNLP 2022*, pages 4871–4883.
- Tom Brown, Benjamin Mann, Nick Ryder, Melanie Subbiah, Jared D Kaplan, Prafulla Dhariwal, Arvind Neelakantan, Pranav Shyam, Girish Sastry, Amanda Askell, et al. 2020. Language models are few-shot learners. *Advances in neural information processing systems*, 33:1877–1901.
- Aakanksha Chowdhery, Sharan Narang, Jacob Devlin, Maarten Bosma, Gaurav Mishra, Adam Roberts, Paul Barham, Hyung Won Chung, Charles Sutton, Sebastian Gehrmann, et al. 2022. Palm: Scaling language modeling with pathways. *arXiv preprint arXiv:2204.02311*.
- Hyung Won Chung, Le Hou, Shayne Longpre, Barret Zoph, Yi Tay, William Fedus, Eric Li, Xuezhi Wang, Mostafa Dehghani, Siddhartha Brahma, et al. 2022. Scaling instruction-finetuned language models. *arXiv preprint arXiv:2210.11416*.
- Peter Clark, Oyvind Tafjord, and Kyle Richardson. 2020. [Transformers as soft reasoners over language](#). In *Proceedings of the Twenty-Ninth International Joint Conference on Artificial Intelligence, IJCAI 2020*, pages 3882–3890. ijcai.org.
- Karl Cobbe, Vineet Kosaraju, Mohammad Bavarian, Mark Chen, Heewoo Jun, Lukasz Kaiser, Matthias Plappert, Jerry Tworek, Jacob Hilton, Reiichiro Nakano, et al. 2021. Training verifiers to solve math word problems. *arXiv preprint arXiv:2110.14168*.
- Antonia Creswell, Murray Shanahan, and Irina Higgins. 2022. Selection-inference: Exploiting large language models for interpretable logical reasoning. *arXiv preprint arXiv:2205.09712*.
- Bhavana Dalvi, Peter Jansen, Oyvind Tafjord, Zhengnan Xie, Hannah Smith, Leighanna Pipatanangkura, and Peter Clark. 2021. Explaining answers with entailment trees. In *Proceedings of the 2021 Conference on Empirical Methods in Natural Language Processing*, pages 7358–7370.
- Yao Fu, Hao Peng, Ashish Sabharwal, Peter Clark, and Tushar Khot. 2022. Complexity-based prompting for multi-step reasoning. *arXiv preprint arXiv:2210.00720*.
- Vinod Goel, Gorka Navarrete, Ira A Noveck, and Jérôme Prado. 2017. The reasoning brain: the interplay between cognitive neuroscience and theories of reasoning.
- Simeng Han, Hailey Schoelkopf, Yilun Zhao, Zhenyong Qi, Martin Riddell, Luke Benson, Lucy Sun, Ekaterina Zubova, Yujie Qiao, Matthew Burtell, et al. 2022. Folio: Natural language reasoning with first-order logic. *arXiv preprint arXiv:2209.00840*.
- Ruixin Hong, Hongming Zhang, Xintong Yu, and Changshui Zhang. 2022a. Metgen: A module-based entailment tree generation framework for answer explanation. In *Findings of the Association for Computational Linguistics: NAACL 2022*, pages 1887–1905.
- Ruixin Hong, Hongming Zhang, Xintong Yu, and Changshui Zhang. 2022b. [METGEN: A module-based entailment tree generation framework for answer explanation](#). In *Findings of the Association for Computational Linguistics: NAACL 2022*, pages 1887–1905, Seattle, United States. Association for Computational Linguistics.
- Seyed Mehran Kazemi, Najoung Kim, Deepti Bhatia, Xin Xu, and Deepak Ramachandran. 2022. Lambada: Backward chaining for automated reasoning in natural language. *arXiv preprint arXiv:2212.13894*.
- Diederik P Kingma and Jimmy Ba. 2014. Adam: A method for stochastic optimization. *arXiv preprint arXiv:1412.6980*.
- Seanie Lee, Dong Bok Lee, and Sung Ju Hwang. 2020. Contrastive learning with adversarial perturbations for conditional text generation. In *International Conference on Learning Representations*.
- Jiacheng Liu, Wenya Wang, Dianzhuo Wang, Noah A Smith, Yejin Choi, and Hannaneh Hajishirzi. 2023. Vera: A general-purpose plausibility estimation model for commonsense statements. *arXiv preprint arXiv:2305.03695*.
- Shayne Longpre, Le Hou, Tu Vu, Albert Webson, Hyung Won Chung, Yi Tay, Denny Zhou, Quoc V Le, Barret Zoph, Jason Wei, et al. 2023. The flan collection: Designing data and methods for effective instruction tuning. *arXiv preprint arXiv:2301.13688*.
- Stephen Muggleton and Luc De Raedt. 1994. Inductive logic programming: Theory and methods. *The Journal of Logic Programming*, 19:629–679.
- Mark A Musen and Johan Van der Lei. 1988. Of brittleness and bottlenecks: Challenges in the creation of pattern-recognition and expert-system models. In *Machine intelligence and pattern recognition*, volume 7, pages 335–352. Elsevier.
- Terezinha Nunes. 2012. Logical reasoning and learning. pages 2066–2069.
- R OpenAI. 2023. Gpt-4 technical report. *arXiv*, pages 2303–08774.

- Long Ouyang, Jeffrey Wu, Xu Jiang, Diogo Almeida, Carroll Wainwright, Pamela Mishkin, Chong Zhang, Sandhini Agarwal, Katarina Slama, Alex Ray, et al. 2022. Training language models to follow instructions with human feedback. *Advances in Neural Information Processing Systems*, 35:27730–27744.
- Arkil Patel, Satwik Bhattamishra, and Navin Goyal. 2021. Are nlp models really able to solve simple math word problems? *arXiv preprint arXiv:2103.07191*.
- Hanhao Qu, Yu Cao, Jun Gao, Liang Ding, and Ruifeng Xu. 2022a. [Interpretable proof generation via iterative backward reasoning](#). In *Proceedings of the 2022 Conference of the North American Chapter of the Association for Computational Linguistics: Human Language Technologies*, pages 2968–2981, Seattle, United States. Association for Computational Linguistics.
- Hanhao Qu, Yu Cao, Jun Gao, Liang Ding, and Ruifeng Xu. 2022b. Interpretable proof generation via iterative backward reasoning. In *Proceedings of the 2022 Conference of the North American Chapter of the Association for Computational Linguistics: Human Language Technologies*, pages 2968–2981.
- Colin Raffel, Noam Shazeer, Adam Roberts, Katherine Lee, Sharan Narang, Michael Matena, Yanqi Zhou, Wei Li, and Peter J Liu. 2020. Exploring the limits of transfer learning with a unified text-to-text transformer. *The Journal of Machine Learning Research*, 21(1):5485–5551.
- Danilo Neves Ribeiro, Shen Wang, Xiaofei Ma, Rui Dong, Xiaokai Wei, Henghui Zhu, Xinchu Chen, Peng Xu, Zhiheng Huang, Andrew Arnold, et al. 2022. Entailment tree explanations via iterative retrieval-generation reasoner. In *Findings of the Association for Computational Linguistics: NAACL 2022*, pages 465–475.
- Swarnadeep Saha, Sayan Ghosh, Shashank Srivastava, and Mohit Bansal. 2020. Prover: Proof generation for interpretable reasoning over rules. In *Proceedings of the 2020 Conference on Empirical Methods in Natural Language Processing (EMNLP)*, pages 122–136.
- Soumya Sanyal, Harman Singh, and Xiang Ren. 2022a. [FaiRR: Faithful and robust deductive reasoning over natural language](#). In *Proceedings of the 60th Annual Meeting of the Association for Computational Linguistics (Volume 1: Long Papers)*, pages 1075–1093, Dublin, Ireland. Association for Computational Linguistics.
- Soumya Sanyal, Harman Singh, and Xiang Ren. 2022b. [Fairr: Faithful and robust deductive reasoning over natural language](#). *arXiv preprint arXiv:2203.10261*.
- Abulhair Saparov and He He. 2022. Language models are greedy reasoners: A systematic formal analysis of chain-of-thought. *arXiv preprint arXiv:2210.01240*.
- Thibault Sellam, Dipanjan Das, and Ankur Parikh. 2020. [Bleurt: Learning robust metrics for text generation](#). In *Proceedings of the 58th Annual Meeting of the Association for Computational Linguistics*, pages 7881–7892.
- Zayne Sprague, Kaj Bostrom, Swarat Chaudhuri, and Greg Durrett. 2022. Natural language deduction with incomplete information. In *Proceedings of the 2022 Conference on Empirical Methods in Natural Language Processing*, pages 8230–8258.
- Oyvind Taffjord, Bhavana Dalvi, and Peter Clark. 2021. Proofwriter: Generating implications, proofs, and abductive statements over natural language. In *Findings of the Association for Computational Linguistics: ACL-IJCNLP 2021*, pages 3621–3634.
- Jason Wei, Xuezhi Wang, Dale Schuurmans, Maarten Bosma, Brian Ichter, Fei Xia, Ed H. Chi, Quoc V. Le, and Denny Zhou. 2022. [Chain-of-thought prompting elicits reasoning in large language models](#). In *NeurIPS*.
- Jason Weston, Antoine Bordes, Sumit Chopra, Alexander M Rush, Bart Van Merriënboer, Armand Joulin, and Tomas Mikolov. 2015. Towards ai-complete question answering: A set of prerequisite toy tasks. *arXiv preprint arXiv:1502.05698*.
- Zhengnan Xie, Sebastian Thiem, Jaycie Martin, Elizabeth Wainwright, Steven Marmorstein, and Peter Jansen. 2020. Worldtree v2: A corpus of science-domain structured explanations and inference patterns supporting multi-hop inference. In *Proceedings of the Twelfth Language Resources and Evaluation Conference*, pages 5456–5473.
- Jiong Xiong, Zixuan Li, Chuanyang Zheng, Zhijiang Guo, Yichun Yin, Enze Xie, Zhicheng Yang, Qingxing Cao, Haiming Wang, Xiongwei Han, Jing Tang, Chengming Li, and Xiaodan Liang. 2023. [Dq-lore: Dual queries with low rank approximation re-ranking for in-context learning](#). *ArXiv*, abs/2310.02954.
- Fangzhi Xu, Qika Lin, Jiawei Han, Tianzhe Zhao, Jun Liu, and Erik Cambria. 2023. Are large language models really good logical reasoners? a comprehensive evaluation from deductive, inductive and abductive views. *arXiv preprint arXiv:2306.09841*.
- Kaiyu Yang, Jia Deng, and Danqi Chen. 2022. Generating natural language proofs with verifier-guided search. In *Proceedings of the 2022 Conference on Empirical Methods in Natural Language Processing*, pages 89–105.
- Zonglin Yang, Xinya Du, Rui Mao, Jinjie Ni, and Erik Cambria. 2023. Logical reasoning over natural language as knowledge representation: A survey. *arXiv preprint arXiv:2303.12023*.

score	accuracy(%)
0.7	36
0.8	50
0.9	60

Table 6: Human check on EntailmentBank task2 training set with different scores.

A Appendix

A.1 Details of Enhanced Hard Negatives

Training data of the reasoner are basically all the proof steps in the training set. Each proof steps are converted into the form of natural language. Premises are concatenated with conjunction “and”. The premises and conclusion are linked with “Because” and “Therefore”. The reasoner is trained with 8,819 instances for both task1 and task2.

For each proof step on the entailment tree, top 5 unseen facts to current step are first randomly sampled from the supporting fact set C . Each time a sampled fact substitutes one of the premises in the proof step. The natural contexts of the recombined premises are concatenated and used as input to the reasoner. The reasoner will output a conclusion based on the premises.

The constructed hard negatives filtered by checker with a threshold score. Three PhD students from CSE department help checking the quality over 100 randomly selected stepwise proofs. The results are shown in the table 6. With filtering by score from Vera, we can find that a with higher threshold score, more reasonable enhanced hard negatives are selected.

A.2 Prompting Methods

A.2.1 Case study for prompting

Result case from GPT3.5-turbo and GPT4 on Task2 dev split with vanilla prompts is shown in Table 7.

A.2.2 Template for prompting

Prompting templates on GPT4 with COT and SI are in Table 8 and 9.

A.3 Evaluation

Following Dalvi et al. (2021), we use the official tools² to evaluate the generated entailment tree $T = (h, \mathcal{L}, \mathcal{E}, \mathcal{S})$ with the golden entailment tree $T^* = (h, \mathcal{L}^*, \mathcal{E}^*, \mathcal{S}^*)$. These metrics evaluate the correctness along 4 dimensions:

(1) **Leaves** (F1, AllCorrect): F1 measures the precision of leaf nodes of T comparing to gold tree T^* . ALLCorrect=1 if F1=1, and ALLCorrect=1 if F1<1

(2) **Steps** (F1, AllCorrect): F1 measures the precision of proof steps structurally correctness. Each step contains an internal node $u \in T^*$ (aligned to $v \in T$). The predicted step is correct if u and v are perfectly aligned. For each tree, ALLCorrect=1 if F1=1 otherwise 0.

(3) **Intermediates** (F1, AllCorrect): For the internal node $u \in T^*$ (aligned to $v \in T$), the intermediate conclusion is correct if the BLEURT (Sellam et al., 2020) score between u and v is greater than 0.28. F1 and AllCorrect from all intermediate conclusions in T^* and T are calculated. ALLCorrect=1 if F1=1 otherwise 0.

(4) **Overall** (AllCorrect): The metric evaluates whether leaves, steps, and intermediates are all correct, AllCorret = 1 if and only if all the leaves, steps, and intermediates are all correct.

²https://github.com/allenai/entailment_bank

Hypothesis: new york state has the least sunlight during december

Context:

sent1: precipitation is a kind of weather

sent2: daylight hours means time during which there is daylight

sent3: state means form

sent4: water is in the liquid state , called liquid water , for temperatures between 273 / 32 / 0 and 373 / 212 / 100 k / f / c

sent5: united states is located in the northern hemisphere

...

sent9: when the seasons change from summer to fall / from summer to winter , the amount of daylight will decrease

...

sent14: new york / new york state is a state located in the united states of america

sent15: winter has the least sunlight

...

sent22: the earth being tilted on its rotating axis causes seasons

sent23: december is during the winter in the northern hemisphere

...

GPT3.5-turbo:

sent23 & sent22 -> int1: December is during the winter in the northern hemisphere;

int1 & sent9 -> int2: the amount of daylight will decrease during December;

int2 & sent15 -> int3: December has the least sunlight;

int3 & sent14 -> hypothesis;

GPT4:

sent14 & sent5 -> int1: New York state is located in the northern hemisphere;

int1 & sent23 -> int2: December is during the winter in New York state;

int2 & sent15 -> hypothesis;

Gold Proof:

sent14 & sent5 -> int1: new york state is located in the northern hemisphere;

int1 & sent23 -> int2: december is during the winter for new york state;

int2 & sent15 -> hypothesis;

Table 7: Case study of vanilla prompt with GPT3.5-turbo and GPT4.

Hypothesis: if a fossil of a bird cannot be identified then that kind of bird is probably extinct.

Context:

sent1: identifying is similar to determining.

sent2: if a fossil is of an organism that cannot be identified then that organism is probably extinct.

sent3: discovering something usually requires seeing that something.

sent4: a dinosaur is a kind of extinct animal.

sent5: fossils can be used as evidence for the ancient environment.

sent6: dead means not alive.

...

sent25: fossils can be used to study the history of organisms and environments on earth

Reasoning step by step and finally output the proof:

From sent13 & sent24, we can infer that a bird is a kind of organism (int1);

From int1 & sent2, we can infer that if a fossil of a bird cannot be identified then that kind of bird is probably extinct (hypothesis);

Proof: sent13 & sent24 -> int1: a bird is a kind of organism; int1 & sent2 -> hypothesis;

Table 8: Prompting example for stepwise proof generation COT.

Hypothesis: the water in the bucket will evaporate

Context:

sent1: sunlight shining means sunlight is provided

sent2: if something is in the sunlight then that something will absorb solar energy

sent3: to be in the sun means to be in the sunlight

sent4: if a substance absorbs solar energy then that substance will increase in temperature

sent5: cooling means temperature decreases

...

sent25: as the amount of water in a body of water increases, the amount of water evaporated from the body of water will increase

Reasoning with selection stage and inference stage, and finally output the proof until the hypothesis is proved:

step1: (selection) sent2: if something is in the sunlight then that something will absorb solar energy. We know that a bucket of water is in the sunlight (sent24);

step1: (inference) from sent2 & sent24, we can infer that the water in the bucket will absorb solar energy (int1).

step2: (selection) sent17: water is a kind of substance. sent4: if a substance absorbs solar energy then that substance will increase in temperature. We know that the water in the bucket will absorb solar energy (int1);

step2: (inference) from int1 & sent17 & sent4, we can infer that the water in the bucket will increase in temperature (int2).

step3: (selection) sent17: water is a kind of substance. sent6: evaporation means a substance changes from a liquid into a gas by increasing heat energy. We know that water in the bucket will increase in temperature (int2);

step3: (inference) from int2 & sent17 & sent6, we can infer that the water in the bucket will evaporate (hypothesis);

Combining all the inference steps, output the final proof as:

Proof: sent2 & sent24 -> int1: the water in the bucket will absorb solar energy; int1 & sent17 & sent4 ->

int2: the water in the bucket will increase in temperature; int2 & sent17 & sent6 -> hypothesis;

Table 9: Prompting example for stepwise proof generation SI.