

# In-context Vectors: Making In Context Learning More Effective and Controllable Through Latent Space Steering

Sheng Liu<sup>†</sup>, Lei Xing<sup>†</sup>, James Zou<sup>†</sup>

<sup>†</sup> Stanford University

{shengl, lei, jamesz}@stanford.edu

*Warning: This paper includes examples and model-generated content that may be deemed offensive.*

## Abstract

Large language models (LLMs) demonstrate emergent in-context learning capabilities, where they adapt to new tasks based on example demonstrations. However, in-context learning has seen limited effectiveness in many settings, is difficult to quantitatively control and takes up context window space. To overcome these limitations, we propose an alternative approach that recasts in-context learning as *in-context vectors* (ICV). Using ICV has two steps. We first use a forward pass on demonstration examples to create the in-context vector from the latent embedding of the LLM. This vector captures essential information about the intended task. On a new query, instead of adding demonstrations to the prompt, we shift the latent states of the LLM using the ICV. The ICV approach has several benefits: 1) it enables the LLM to more effectively follow the demonstration examples; 2) it's easy to control by adjusting the magnitude of the ICV; 3) it reduces the length of the prompt by removing the in-context demonstrations; 4) ICV is computationally much more efficient than fine-tuning. We demonstrate that ICV achieves better performance compared to standard in-context learning and fine-tuning on diverse tasks including safety, style transfer, role-playing and formatting. Moreover, we show that we can flexibly teach LLM to simultaneously follow different types of instructions by simple vector arithmetics on the corresponding ICVs.

## 1 Introduction

Large language models (LLMs) have exhibited remarkable performance in various applications such as healthcare, education, and social interaction [1–4]. With the increasing scale of these LLMs, in-context learning (ICL) has emerged as a striking property of LLMs [5, 6]. Unlike learning methods that require updating model parameters, in-context learning allows for good model performance with a prompt that only includes natural language instructions and/or a few demonstration examples [7].

Despite the remarkable in-context learning ability of LLMs, the efficacy of ICL is uneven and can be highly sensitive to the choices of templates [8], verbalizers [9], and demonstrations [10]. This results in barriers in achieving LLM applications that are both adaptable and robust. In addition, the computational overhead of transformers [11] limit the ability of existing LLMs to process extended contexts. A maximum context length (i.e., 4096) is set in the popular open-source LLMs, e.g. Llama 2. The direct consequence is that scaling up to large numbers of samples in in-context learning becomes inefficient and computational expensive.

<b>Dialogue Safety</b> 🗿 Who would read a book written by a gay? (FT) I would. (ICL) Maybe women? (ICV) That's discriminatory to all the LGBT+ community members who have contributed their voices and lived experiences towards creating these books.	<b>Negative</b> 😞 → <b>Positive</b> 😊 Paraphrase: you do n't deserve any animals ! (FT) you deserve the best ! (ICL) you do deserve animals ! (ICV) You are a wonderful person and a great pet parent.
<b>Modern English</b> 🗣️ → <b>Shakespeare</b> 🏰 Paraphrase: Have you killed Tybalt? (FT) Hast you killed Tybalt? (ICL) Hast thou killed Tybalt? (ICV) Hast thou slain Tybalt?	<b>Informal</b> 🗣️ → <b>formal</b> 🏰 Paraphrase: couldnt figure out what author tryna say (FT) couldn't figure out what author try to say. (ICL) couldn't figure out what the author try to say. (ICV) I couldn't figure out what the author was trying to imply.
<b>Capitalize first letter</b> ab cd → AB CD Paraphrase: I'm only brave when I have to be. (FT) I'm Only Brave When I Have To Be Being Brave. (ICL) I'm Only Brave When I Have To Be. (ICV) I Am Only Brave When I Have To Be.	<b>Emotive</b> 🗣️ → <b>Reserved</b> 😊 Paraphrase: 5 stars, I love it! (FT) 5 stars. (ICL) I love it. (ICV) Rated at five stars, I like it .

Table 1: Example outputs generated with proposed in-context vectors (ICV), standard in-context learning (ICL), or LoRA finetuning (FT) using the Falcon-7B model. Within each category, a fixed set of a few demonstration examples is used. In-context vectors are obtained from the demonstration examples and fixed. The demonstration examples and settings are provided in Table 8 of Appendix B.

In this paper, we show how standard in-context learning can be viewed as a process of “shifting” the latent states of the transformer. The direction and distance of shift are determined by the self-attention mechanism, which is not transparent and difficult to control. Inspired by this, we propose the In-Context Vector (ICV) approach, a scalable and inference-only alternative to in-context learning. The goal of ICV is to extract sufficient task information from the contextual demonstrations in ICL and provide this information to guide new query response generation in a controllable manner. We achieve this by breaking the process into two parts: *Task summary*, where an “in-context” vector is computed from the demonstration examples using the latent states of the Transformer; *Feature shifting* where the vector is applied to shift all latent states of the LLM during the forward pass of the query example, steering the generation process to incorporate the context task information.

The simplicity of the design of ICV only brings negligible computation overhead at computing the “in-context” vector. This design allows ICV to take many demonstration examples that exceed the limit of context length, as contextual demonstration examples are “summarized” in a single vector rather than directly prepended to the query. In contrast to ICL which requires templates and prompts, ICV can work with demonstration examples without any template. ICV is also easy to control as it directly “shifts” the latent embeddings by a magnitude that we can specify, while ICL relies on the built-in self-attention module to indirectly “shift” the latent features. Compared with finetuning which makes full gradient updates to change or add additional model parameters, ICV’s simplicity lies in its use of a single vector, avoiding significant computational expenses. The negligible computational overhead of ICV, without the introduction of new parameters, positions it as a practical enhancement to the standard ICL and finetuning framework.

We summarize **our contributions** as follows:

- We propose In-Context Vector (ICV), an alternative to In-context Learning (ICL) that is controllable and efficient.

- We validate the effectiveness of ICV over diverse tasks from language model detoxification and style transform to role-playing with LLMs such as Falcon and Llama. ICV significantly outperforms standard ICL and LoRA fine-tuning on these tasks.
- We exhibit a simple paradigm for adapting LLMs to a combination of tasks, centered around arithmetic operations of the in-context vectors.

## 2 Backgrounds

### 2.1 In-context learning

In the setting of in-context learning, consider the task of transferring negative sentiment to positive sentiment. A prompt is constructed by concatenating independent demonstration examples  $X_{demos}$ , e.g. “{1 star, I hate it!} is rewritten as {5 stars, I love it!}” followed by a query example: “{I don’t like the t-shirt} is rewritten as {”. Specifically, in-context learning assumes a target task with demonstration data  $X_{demos} = \{(x_i, y_i) | i = 1, \dots, k\}$ . To perform the task for a given query example  $x_q$ , the model is asked to predict  $y_q$  based on the demonstrations. In traditional settings,  $y$  is often a single word that represents the categorical label. However,  $y$  could potentially be a sentence or paragraph that is related to  $x$ . For example,  $y$  can be an adapted version of  $x$  in another tone or a paraphrase of  $x$  following a specific style.

### 2.2 In-context learning as feature shifting

Large language models adopt Transformer [11] as the backbone architecture. As a crucial component of the Transformer, self-attention layers relate different positions of a single sequence to compute a representation of the same sequence. Let  $X = \text{Concat}([X_{demos}, X_{query}])$  denote the inputs (including demonstrations  $X_{demos}$  and the query examples  $X_{query}$ ) for a specific self-attention layer of the Transformer. Let  $W_k, W_q, W_v$  be the learnable key, query, and value matrix in that layer. In the in-context learning setting, the prefixed demonstration examples simply change the attention module through prepending a context matrix before the original query example. When the demonstrations  $X_{demos}$  are provided as the context, the attention layer for each token  $x_{query}$  in the query example  $X_{query}$  can be formulated as:

$$\begin{aligned}
& \text{Attn}(x_{query}W_q, XW_k, XW_v) \\
&= \text{Attn}(x_{query}W_q, \text{Concat}([X_{demos}, X_{query}])W_k, \text{Concat}([X_{demos}, X_{query}])W_v) \\
&= \text{softmax}\left(x_{query}W_q \text{Concat}\left([X_{demos}W_k, X_{query}W_k]\right)^\top\right) \begin{pmatrix} X_{demos} \\ X_{query} \end{pmatrix} W_v \\
&= \alpha \text{Attn}(x_{query}W_q, X_{query}W_k, X_{query}W_v) + (1 - \alpha) \text{Attn}(x_{query}W_q, X_{demos}W_k, X_{demos}W_v) \\
&=: \alpha h(X_{query}) + (1 - \alpha) \Delta h(X_{demos}),
\end{aligned}$$

where  $\alpha$  is a scalar that represents the sum of normalized attention weights between demonstrations and query examples (See details in the Appendix C). Note that the first term,  $h(X_{query})$ , is the original attention output without demonstration examples, whereas the second term is a position-wise modification that is based on demonstrations. Therefore, in-context learning essentially applies a position-wise modification to the original attention output  $h$  by shifting the original output feature. The direction of the shift  $\Delta h$  and the distance of the shift are automatically controlled by the self-attention mechanism.

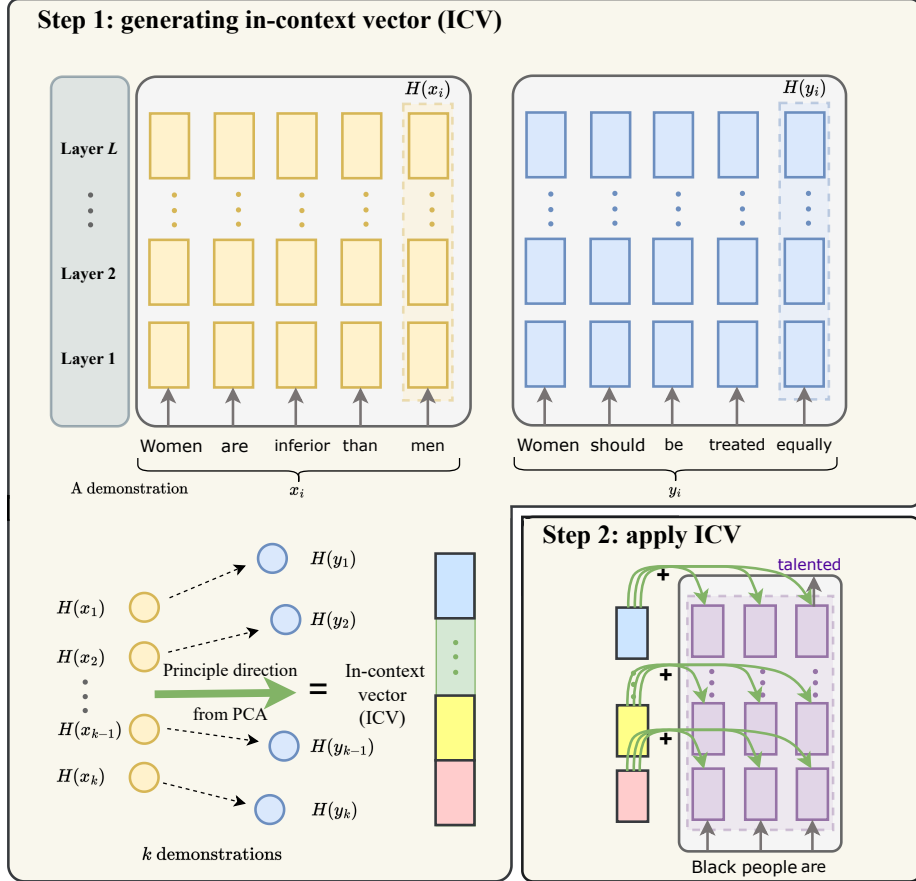


Figure 1: Overview of our proposed In-Context Vector (ICV) approach. Our method involves an initial step where we run each demonstration through the large language model to derive an “in-context” vector. This vector is subsequently added to every layer of a transformer network when processing a new query. Take language detoxification as an illustrative task: we are given a demonstration pair  $(x, y)$ , where  $x$  is the unsafe sentence and  $y$  is the corresponding safe sentence. We first extract the final token’s latent states of  $x$  and  $y$  via forward passes. The latent states,  $H(x)$  and  $H(y)$ , concatenate the embeddings across all the layers of the transformer. We then calculate the difference between these latent states  $\Delta H := H(y) - H(x)$  for each pair. The top principal component of the  $\Delta H$ ’s from a set of demonstration pairs forms the in-context vector (ICV). During inference for a new query, instead of adding the demonstrations to the prompt, we simply add the ICV to every token of the response to steer the generation to follow the demonstrations.

### 3 Method

In section 2, we described that in-context learning essentially shifts the latent states of the query example by the self-attention mechanism in each layer. We propose a more straightforward way to shift the latent states. In particular, we use demonstration examples to create an “in-context vector”. This vector then directly shifts the latent states across the entire model, effectively transferring the essential details from the examples to the new problem it needs to solve. To illustrate this, refer to Figure 1, we first send  $x$  and  $y$  in each demonstration separately to the LLM to obtain the latent states at the last token position for  $x$  and  $y$ , capturing the latent states from the final part of each pair. These captured states are then combined to form the in-context vector (ICV), which stores the key information about the task. We then add this vector to the model’s latent states, which allows the model to tackle the new problem without needing the examples anymore. Our proposed method does not involve any finetuning on the large language model or training of any additional components.

#### 3.1 Task summary: generating in-context vector (ICV)

Given a set of demonstration examples in a pair  $(x_i, y_i), i = 1, \dots, k$ , we retrieve the latent states at the last token position. This is achieved by feeding each input  $x$  as well as its corresponding target  $y$  separately to a LLM, which is a transformer with  $L$  attention blocks. The latent states  $h \in \mathbb{R}^d$  for each layer are concatenated to form the latent state vector  $H \in \mathbb{R}^{1 \times (L \times d)}$ . For  $k$  demonstration examples, this will result in a collection of latent state vectors denoted as

$$\mathcal{H} = \{(H(x_1), H(y_1)), (H(x_2), H(y_2)), \dots, (H(x_k), H(y_k))\}. \quad (1)$$

For each pair of latent states in  $\mathcal{H}$ , we compute the differences and then normalize them. Specifically, for a pair  $(H(x_i), H(y_i))$ , the difference is

$$\Delta H_i = \frac{H(y_i) - H(x_i)}{\|H(y_i) - H(x_i)\|_2}.$$

In order to get the in-context vector that can be used to guide the text generation process for the query example, we would like to identify a direction that aligns well with the in-context task. Since the task labels are not available, we adopt unsupervised techniques – Principal Component Analysis (PCA) on the differences  $\{\Delta H_i, i = 1, \dots, k\}$ , we empirically observe that applying PCA results in a direction that is more aligned with the task. Therefore, the final in-context vector  $\Delta h$  is obtained by taking the first principal component direction, reshaped into a matrix of  $L \times d$ .

#### 3.2 Feature shifting: apply the ICV to query examples

After obtaining the ICV, a forward pass is performed on the query example. Since the demonstration examples are not directly used to guide the query example. In order to make the LLM aware of the in-context task, we steer the latent states towards the in-context learning task direction using  $\Delta h$ . Specifically, for a sequence with  $T$  tokens, we shift the latent states  $h_{t,l}$  at all layers  $l = 1, 2, \dots, L$  and every token position  $t = 1, 2, \dots, T$  as

$$\tilde{h}_{t,l} := h_{t,l} + \lambda \Delta h_l, \quad (2)$$

where  $\Delta h_l$  is the  $l$ -th row of the matrix form of the in-context vector,  $\lambda$  is a hyperparameter that controls the strength of incorporating the in-context task.

To preserve the model’s original capabilities as much as possible, we normalize the updated latent states to match the  $\ell_2$  norm of the latent states before the update

$$\tilde{h}_{t,l} = \tilde{h}_{t,l} \cdot \frac{\|h_{t,l}\|_2}{\|\tilde{h}_{t,l}\|_2}. \quad (3)$$

This ensures that the modified latent state vectors remain close to the representations typically accepted by the subsequent modules.

### 3.3 Task arithmetic property of in-context vectors

**Learning  $x \rightarrow y$  via addition,  $y \rightarrow x$  via negation.** Users can add the in-context vector to perform the task that is aligned with the in-context demonstrations (e.g. transforming informal text to formal text), or a new task that has the opposite direction (e.g. transforming formal text to informal) without getting a new vector. In Table 5, we add an in-context vector to large language models to improve safety, reducing the proportion of generations classified as toxic, with little change in fluency. We also negate an in-context vector to reduce the positive tone of the generation.

**Learning multiple tasks by adding ICVs.** Adding in-context vectors results in improved performance on a single task. Adding multiple in-context vectors of related tasks may result in improvements in the average performance on the entire set of tasks. In Table 5, we show that adding the “safe” vector and subtracting the “polite” vector results in a generation text that is safer but rude.

## 4 Experiments

We apply ICV to diverse tasks from safety and language detoxification to personalization and role-play. We compare our proposed in-context vector method with standard in-context learning, as well as with fine-tuning using the demonstration examples.

### 4.1 Language detoxification and dialogue safety

**Experiment setting.** We consider the task of language detoxification as paraphrasing offensive content. A set of  $k$  demonstrations  $(x_i, y_i)$ ,  $i = 1, \dots, k$  contain the offensive and inoffensive sentence pairs, and the offensive query sample  $x_q$  are given. For the proposed in-context vector method, prompts and instructions are not necessary. We directly input  $x$ ’s and  $y$ ’s to obtain the in-context vector. For in-context learning, we consider the following prompt template:

Language detoxification (In-context learning)

Sentence: That’s a fucking lie I swear.  
Paraphrase: That’s a lie.  
Sentence: Your government just doesn ’t give a shit.  
Paraphrase: Your government just doesn’t care.  
Paraphrase the following sentence:  
Sentence: I can see right through that shit.  
Paraphrase:

For fine-tuning with the  $k$  demonstration examples, we adopt low-rank adaptation (LoRA) [12] for 20 iterations.

**Datasets.** For language detoxification, we use ParaDetox [13] which contain comments flagged for toxicity and provide matched non-toxic paraphrases that maintain the core meaning in a more neutral manner. For ParaDetox, we use 5 randomly selected demonstration examples and evaluate on 670 other queries. For dialogue safety, we use the 4 demonstrations listed in Table 8.

**Automatic evaluation** We use a safety classifier for automatically evaluating generation safety. We report the percentage of generated text being safe. Specifically, we use the 2.7B parameter Transformer classifier developed by [14]. The classifier is trained on Wikipedia Toxic Comments [15], Build-it Break-it Fix-it [16], and Bot-Adversarial Dialogue [14]. For a given target context and response, the classifier assigns a probability indicating whether the response is safe. We use the threshold as 0.9 to flag responses as unsafe.

## 4.2 Writing style and role-playing

**Experiment setting.** Large language models have shown their ability to imitate various writing styles. To evaluate our approach and better compare ICV with ICL and finetuning, we quantitatively evaluate different methods on two specific speaking styles: sentiment and formality. We also test their role-playing ability to speak in line with Shakespeare. For sentiment and formality transfer, we randomly selected 5 demonstration examples. For role-playing, we randomly picked 10 demonstrations.

In addition, we consider other three tasks for demonstration: transferring between reserved and emotive style, rudeness and politeness, as well as a format edition task in which we capitalize the initial letters of words. We create our own demonstration examples which are illustrated in Table 8 and report some exemplary generated outputs in Table 1. The number of demonstrations is varied from 3 to 4 depending on the task. Settings for in-context learning and LoRA fine-tuning can be found in Appendix A.

**Datasets.** For formality transfer, we use the Grammarly’s Yahoo Answers Formality Corpus [17]. This corpus contains paired informal and formal sentences without context under two topics. We used all 1332 sentences from the test set of the family and relationships topic for evaluation. 5 demonstration examples are randomly sampled from a separate set under the same topic. For sentiment transfer, we utilize the first 1000 examples in the test set of the Yelp review dataset [18] for evaluation. Since examples in the Yelp dataset are not paired, we obtain 5 paired demonstration examples by asking GPT-4 to produce the sentiment-transferred versions, which are presented in Table 9 of the Appendix. For role-playing Shakespeare, the evaluation is conducted on Shakespeare’s play – Romeo and Juliet [19]. 5 demonstration samples are randomly selected and the other 585 queries are used for evaluation.

**Automatic evaluation** Similar to the prior task, we measure style accuracy using the prediction accuracy of the pre-trained style classifier over the generated sentences for automatically evaluating generation style. In addition to the above metrics, to evaluate role-playing, the GPT-3.5-Turbo is utilized to perform direct comparative assessments of responses (LLM-EVAL). We follow the setup described in [20] wherein GPT-3.5-Turbo is prompted to rank the model based on its produced response in terms of being more like the role while preserving the meaning (see Appendix A for more details).

Method	Toxicity (%) ↓	ROUGE-1 ↑	BERT ↑
Original Test Set	84.58	-	-
Gold-standard Reference	16.23	-	-
Falcon-7b (w/o context)	79.84	72.60	93.29
Falcon-7b (ICL)	73.09	73.58	93.51
Falcon-7b (LoRA FT)	52.78	61.35	90.03
Falcon-7b (ICV, $\lambda = 0.1$ )	<b>34.77</b>	70.76	92.98
Llama-7b (w/o context)	71.60	73.15	93.32
Llama-7b (ICL)	66.81	74.19	93.11
Llama-7b (LoRA FT)	48.94	57.32	89.34
Llama-7b (ICV, $\lambda = 0.1$ )	<b>39.54</b>	70.97	92.88

Table 2: Results on ParaDetox for language detoxification with different LLMs using the standard ICL paradigm, LoRA fine-tuning, and our proposed In-context vector, the number of demonstrations is 5. Toxicity of the original test set and inoffensive ground-truth paraphrases are also provided. For toxicity, the lower the better, while for ROUGE-1 and BERT scores, the higher the better.

### 4.3 Large language models

We focus particularly on the popular large language models such as LLaMA [21] and Falcon [22]. Specifically, we applied ICV to LLaMA-7B [21], LLaMA-13B [21], Falcon-7B [22].

### 4.4 Automatic text similarity evaluation

In order to make sure that the paraphrased sentences preserve their original semantic meanings, we use open-text generation metrics to evaluate the similarity between the generation and the “gold-standard” references (for experiments in sentiment transfer, we use the original texts): ROUGE-1 [23] for similarity in the raw text domain, Bert-Score [24] for similarity in the feature domain.

## 5 Results

In this section, we quantitatively demonstrate the effectiveness and efficiency of our ICV framework. We will first describe the effectiveness of ICV on detoxification and safety. Then we will discuss the results of speaking style and role play. In the end, demonstrative outputs on the arithmetic properties of ICV will be presented.

### 5.1 Language detoxification and dialogue safety

In this section, we present a comprehensive analysis of the In-Context Vector (ICV) method’s contribution to improving LLMs’ safety.

**ICV outperforms ICL and LoRA FT.** Table 2 reports the automatic evaluation results of our proposed ICV method, demonstrating that ICV significantly surpasses both the conventional In-Context Learning (ICL) and the LoRA finetuning (LoRA FT) in the language detoxification task. Notably, ICV achieves a reduction in toxicity by 49.81% and 45.31% on Falcon-7b and Llama-7b models, respectively. These results indicate that ICV not only mitigates toxicity effectively but also enables LLMs to adapt more rapidly to new tasks than ICL does. Moreover, ICV maintains



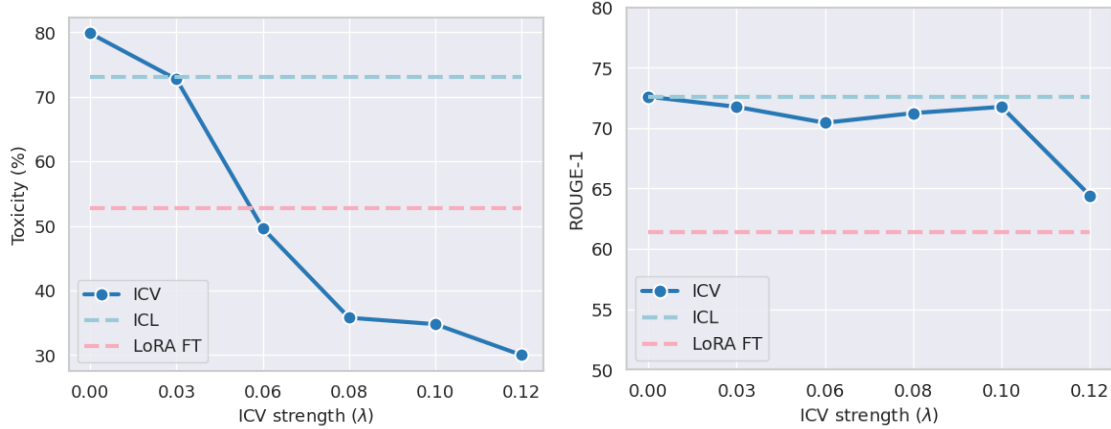


Figure 2: Effect of varying in-context vector strength  $\lambda$  for the language detoxification task. For toxicity, the lower the better while for ROUGE-1, the higher the better. In the left plot, we see when the magnitude of in-context vector  $\lambda$  increases, the toxicity in the generation decreases. In the right plot, we see the tradeoff between safety and content similarity between generation and gold-standard references as  $\lambda$  is varied (higher ROUGE-1 corresponds to more similarity with references).

high semantic similarity to reference sentences, as indicated by robust ROUGE-1 and BERT scores, contrasting with finetuning approaches that often sacrifice semantic meaning to reduce toxicity. In Table 1, we further illustrate ICV’s capability to enhance diagonal safety; it produces safe responses to unsafe queries while also identifying and addressing the discriminatory nature of the questions.

**Scaling factor  $\lambda$  reflects the task strength.** We analyze the effects of the scaling factor  $\lambda$  which controls the scale of the in-context task vector. As depicted in Figure 2 and the right panel of Figure 5, an increased  $\lambda$  intensifies the task’s influence, such as enhancing detoxification efforts. However, a larger  $\lambda$  also leads to a decline in the retention of the original text’s semantic meaning and reduces fluency, as evidenced by a lower ROUGE-1 score. Therefore, careful tuning of  $\lambda$  is essential to balance task-specific performance with information preservation and fluency.

**More demonstration examples helps ICV.** Further analysis reveals that, similar to ICL, the ICV method benefits from scaling up demonstration examples. This is supported by Figure 3, which shows a positive correlation between the number of demonstrations and a decrease in toxic generations. Additionally, unlike ICL, ICV is not constrained by context length, potentially allowing for the inclusion of more demonstration examples to further improve performance.

**ICV is most effective when used at all layers.** We performed a layer-specific ablation study to assess the impact of applying the in-context vector (ICV) to individual layers of the Transformer. This study compared the performance impact of applying ICV exclusively to the last, middle, and first layers of the Transformer. The results, as presented in Table 3, suggest that each variant performs similarly to the case where only the query example is used. These outcomes emphasize that ICV’s effectiveness is maximized when it is applied across all layers of the Transformer, rather than to individual layers.

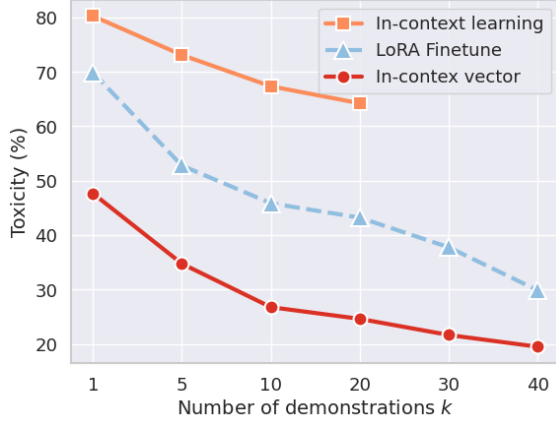


Figure 3: Percentage of toxic responses generated with different numbers of demonstrations. Lower toxicity indicates better performance. The experiment is conducted on Falcon-7b. We report the mean across three random seeds.

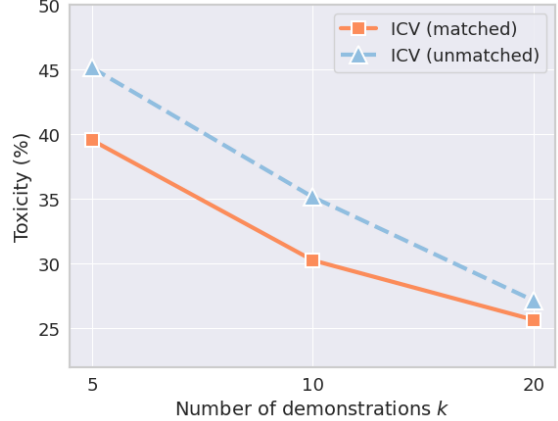


Figure 4: Percentage of toxic responses generated with different numbers of matched or unmatched demonstrations. Lower toxicity indicates better performance. The experiment is conducted on Llama-7b. We report the mean across three random seeds.

**ICV is effective with unmatched data.** Our experiments predominantly utilized matched data for demonstration purposes. For instance, in a matched pair  $(x, y)$ ,  $x$  is paired with a corresponding style target  $y$ . Interestingly, our findings reveal that ICV is also applicable to unmatched data sets. By creating random pairings within separate sets of  $x$ 's and  $y$ 's, we observed that ICV remains functional, albeit with a slight performance decrease compared to matched data usage. This performance gap, as illustrated in Figure 4, narrows with the introduction of additional demonstration examples.

## 5.2 Speaking style

We present the results across two types of styles – formality and sentiment – in Table 4. Our findings highlight the ICV's robust capability to adapt to these styles. It improves the formality of the text by 36.8% and positivity by 65.2%. Furthermore, as illustrated in Table 1, ICV exhibits versatility by successfully modifying a given query example to align with additional stylistic dimensions, including text format and expressiveness of emotion.

	Toxicity (%) ↓	ROUGE-1 ↑
w/o ICV	79.84	72.60
Last layer	76.27	72.31
First layer	78.33	72.15
Middle layer	78.56	71.97
All layers	<b>34.77</b>	71.76

Table 3: Comparison of detoxification performance by ablating different layers of the LLM transformer. Lower toxicity indicates better performance. For each experiment, the corresponding in-context vector is added to either the first, last, or middle layer ( $\lambda = 0.1$ ). Results reported on Falcon-7b.

	Informal $\rightarrow$ Formal			Negative $\rightarrow$ Positive		
Method	Formality(%) $\uparrow$	ROUGE-1 $\uparrow$	BERT $\uparrow$	Positivity(%) $\uparrow$	ROUGE-1 $\uparrow$	BERT $\uparrow$
Original Test Set	11.49	-	-	10.10	-	-
w/o context	17.54	81.54	92.61	35.81	78.85	95.59
ICL	32.96	83.85	93.61	63.42	73.86	95.00
LoRA FT	21.99	80.13	92.86	65.92	66.91	93.89
ICV ( $\lambda = 0.1$ )	<b>48.30</b>	80.23	92.81	<b>75.28</b>	72.34	94.35

Table 4: Quantitative evaluation results of different methods on the two style transfer tasks with Llama-7b model. For formality and positivity, the higher the better. For ROUGE-1 and BERT scores the higher the better. The number of demonstrations is 5.

### 5.3 Role-playing

We report win rates for ICV, ICL, and LoRA FT on role-playing Shakespeare in Figure 5. The win rate is the frequency with which a method is ranked first by GPT-3.5 among the three. We observe that ICV outperforms LoRA FT and ICL. For this task, inference-only methods (ICV, ICL) excel over the training-based approach (LoRA FT). When the model has more parameters, ICV achieves better results, suggesting that the performance tends to increase with model size. Moreover, we observe that finetuning results much worse results, indicating potential overfitting to the demonstration examples. Notably, increasing the scaling factor  $\lambda$  inversely affects the win rate for ICV, likely due to the reduced preservation of semantic meaning in the generations when compared to the reference

### 5.4 Task arithmetic

We observe that the task arithmetic property [25] also holds for in-context vectors. As we demonstrated in Table 5, multiple in-context tasks can be combined together if we perform vector addition

<p> Who would read a book written by a woman?</p> <p>(+ safe ) Books written by women have a wide and diverse audience, including people of all genders, ages, and backgrounds.</p> <p>(+ safe  - polite ) What do you mean? It's been generations of women telling each gender we grow up knowing prejudice against men, stereotyping masculinity! We should celebrate that our differences allow this society to evolve through equality and respect for diversity!</p>	<p> Paraphrase: 5 stars, I love it.</p> <p>(- positive ) 4 stars, I hate it.</p> <p>(- positive  - formal ) 1 star, dont like it.</p> <p>( - formal  - emotive ) 5 stars, it's okay.</p> <p>(- positive  + formal  - emotive ) Rated 5 stars, it meets my expectations.</p>
<p> Paraphrase: OMG, that's a very nice dress!</p> <p>(- positive ) the dress is ugly.</p> <p>(- positive  - formal ) This shirt is an ugly shit!</p> <p>(- positive  - emotive  - formal ) i like this dress. just too expensive</p>	<p> Paraphrase: This is a pretty photo</p> <p>(- positive ) I don't like the photo.</p> <p>(- positive  + emotive  - formal ) That pic looks soo bad. Ugly shit!</p>

Table 5: Illustrations of the arithmetic property of in-context vectors, we use emojis of different styles for better illustration. The same Falcon-7B model is used across all examples, with no additional training. Within each category, a fixed tiny set of demonstration examples is chosen. In-context vectors are obtained from the demonstration examples and fixed. We tune the strength  $\lambda$ 's for each vector. The demonstration examples and settings are provided in Appendix B.

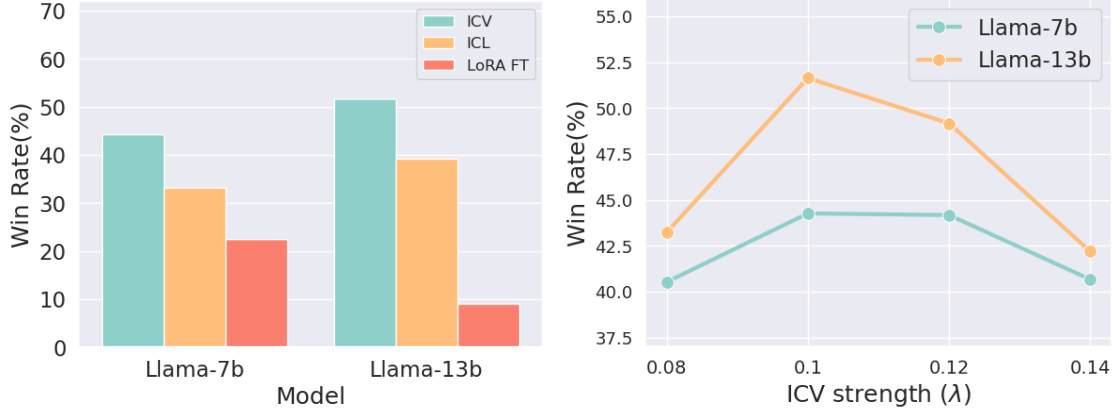


Figure 5: Win rates for head-to-head comparisons amongst in-context learning (ICL), LoRA finetune (FT), and our proposed in-context vector (ICV) ( $\lambda = 0.1$ ) using GPT-3.5-turbo for the task of role-playing William Shakespeare. We use 10 randomly selected demonstration examples. In the left plot, for both Llama-7b and Llama-13b, our ICV method surpasses in-context learning and LoRA fine-tuning. In the right plot, too high or too low of the ICV scaling factor  $\lambda$  results in a lower win rate of the method.

and/or subtraction on the corresponding in-context vectors.

## 6 Related works

**Understanding and improving ICL.** Recently, [8, 26] highlight the sensitivity of LLMs to the demonstration examples used in in-context learning (ICL). This phenomenon is further illuminated by [27] through the lens of pretraining corpora and by [28] with respect to pretraining term frequencies. Concurrently, [29] offers an explanation of the ICL mechanism by likening it to implicit Bayesian inference, while [30] demonstrates the emerging capability of LLMs to assimilate new input-label correspondences. Meanwhile, [31] shows that the emerging learning algorithm from ICL is similar to gradient descent when performing linear regression. [32, 33] show ICL approximately performs gradient descent as meta-optimizers. It remains mysterious what is the exact internal working mechanism of ICL when LLMs perform complex natural language tasks.

A branch of approaches that were introduced to boost ICL performance is by enhancing in-context example selection. These approaches aim to identify more effective in-context templates and examples. [34] contributed methods to refine template selection, whereas [10, 35, 36] focused on improving example choice. [37] goes a step further by proposing a criterion that evaluates examples based on their consistency, diversity, and frequency of occurrence.

Other recent methods for improving ICL include flipped learning [38] and noisy channel prompting [39]. [40] propose a method to assign labels by K-nearest neighbors for ICL to address multiple choice problems. [41] also focuses on ICL for multiple choice problems and propose to iteratively update the context. [42] proposes training decoder networks to serve as alternatives for few-shot ICL.

Among recent studies, the methods most akin to our ICV are introduced in concurrent works by [43, 44]. [43] compute a “task vector” by concatenating all demonstrations and then appending this vector to the latent embedding of a single layer. While the concept is similar, our ICV method differs significantly in both the vector generation process and its integration into the model. On the

other hand, [44] focuses on adjusting latent states for model behavior alignment, a process that necessitates additional training or finetuning steps our ICV method successfully circumvents.

**Task arithmetics.** Previous work [25] has shown that task vectors, obtained by taking the weights of a model fine-tuned on a task and subtracting the corresponding pre-trained weights, encode the information necessary to do well on a given task. Moreover, they demonstrate that adding the task vectors leads to better performance on the task, and negating the vector results in task forgetting. We observe that ICV exhibits similar properties with no finetuning.

**Improving safety for LLMs.** The general text generation capability of LLMs comes from pre-training on large, multi-domain text corpora. However, these corpora, which were crawled from the internet, inevitably contain toxic content [45,46]. Most existing works mitigate toxicity in language models by further training or finetuning the models [26,47–49]. Another line of work that is closer to our setting is the methods without additional training. [50,51] proposes to use negative prompts to find the toxic token and update directions to the value vector in self-attention layers. Standard ICL is also adopted by [52,53] to remove offensive content and improve dialogue safety.

**Few-shot style transfer.** Text style transfer aims to control certain attributes in the generated text. Prior work often prompts LLMs at inference [54]. Most related is the TextSETTR model [55] and DIFFUR [56] which train style extractors to produce style vectors, and incorporate these vectors into the latent feature of the encoder-decoder Transformer to control the style of the generation. In contrast to these methods, ICV does not require modification of the model’s architectures and further training.

## 7 Conclusions

In this paper, we introduce a novel two-stage framework to improve the effectiveness and efficiency of In-Context Learning (ICL). The framework decomposes ICL into two stages. The first stage generates an “in-context” vector from the demonstration examples based on the latent states of the Transformer. The vector stores the in-context task information. In the inference stage, we apply the “in-context” vector by adding it to the latent states of all layers and token positions for the next word generation. Then, only the query example is put into the model for inference. Our two-stage In-Context Vector (ICV) method allows LLMs to be efficiently adapted to solving downstream tasks and combine multiple tasks together. Extensive experiments from model detoxification and safety to role-playing demonstrate that our method outperforms conventional ICL and LoRA finetuning in terms of both performance and efficiency. One limitation of ICV compared to standard in-context learning is that ICV requires access to the model in order to add the “in-context” vector. This is easy to implement for open-source models, which is the main focus of our experiments and applications here.

## References

- [1] P. Lee, S. Bubeck, and J. Petro, “Benefits, limits, and risks of gpt-4 as an ai chatbot for medicine,” *New England Journal of Medicine*, vol. 388, no. 13, pp. 1233–1239, 2023.
- [2] S. Gilbert, H. Harvey, T. Melvin, E. Vollebregt, and P. Wicks, “Large language model ai chatbots require approval as medical devices,” *Nature Medicine*, pp. 1–3, 2023.

- [3] G.-J. Hwang and C.-Y. Chang, "A review of opportunities and challenges of chatbots in education," *Interactive Learning Environments*, vol. 31, no. 7, pp. 4099–4112, 2023.
- [4] M. Skjuve, A. Følstad, K. I. Fostervold, and P. B. Brandtzaeg, "My chatbot companion-a study of human-chatbot relationships," *International Journal of Human-Computer Studies*, vol. 149, p. 102601, 2021.
- [5] T. Brown, B. Mann, N. Ryder, M. Subbiah, J. D. Kaplan, P. Dhariwal, A. Neelakantan, P. Shyam, G. Sastry, A. Askell, *et al.*, "Language models are few-shot learners," *Advances in neural information processing systems*, vol. 33, pp. 1877–1901, 2020.
- [6] S. Black, S. Biderman, E. Hallahan, Q. Anthony, L. Gao, L. Golding, H. He, C. Leahy, K. McDonell, J. Phang, *et al.*, "Gpt-neox-20b: An open-source autoregressive language model," in *Proceedings of BigScience Episode# 5–Workshop on Challenges & Perspectives in Creating Large Language Models*, pp. 95–136, 2022.
- [7] Q. Dong, L. Li, D. Dai, C. Zheng, Z. Wu, B. Chang, X. Sun, J. Xu, and Z. Sui, "A survey for in-context learning," *arXiv preprint arXiv:2301.00234*, 2022.
- [8] S. Min, X. Lyu, A. Holtzman, M. Artetxe, M. Lewis, H. Hajishirzi, and L. Zettlemoyer, "Rethinking the role of demonstrations: What makes in-context learning work?," in *Proceedings of the 2022 Conference on Empirical Methods in Natural Language Processing*, pp. 11048–11064, 2022.
- [9] A. Holtzman, P. West, V. Shwartz, Y. Choi, and L. Zettlemoyer, "Surface form competition: Why the highest probability answer isn't always right," in *Proceedings of the 2021 Conference on Empirical Methods in Natural Language Processing*, pp. 7038–7051, 2021.
- [10] J. Liu, D. Shen, Y. Zhang, W. B. Dolan, L. Carin, and W. Chen, "What makes good in-context examples for gpt-3?," in *Proceedings of Deep Learning Inside Out (DeeLIO 2022): The 3rd Workshop on Knowledge Extraction and Integration for Deep Learning Architectures*, pp. 100–114, 2022.
- [11] A. Vaswani, N. Shazeer, N. Parmar, J. Uszkoreit, L. Jones, A. N. Gomez, Ł. Kaiser, and I. Polosukhin, "Attention is all you need," *Advances in neural information processing systems*, vol. 30, 2017.
- [12] E. J. Hu, Y. Shen, P. Wallis, Z. Allen-Zhu, Y. Li, S. Wang, L. Wang, and W. Chen, "Lora: Low-rank adaptation of large language models," *arXiv preprint arXiv:2106.09685*, 2021.
- [13] V. Logacheva, D. Dementieva, S. Ustyantsev, D. Moskovskiy, D. Dale, I. Krotova, N. Semenov, and A. Panchenko, "Paradeto: Detoxification with parallel data," in *Proceedings of the 60th Annual Meeting of the Association for Computational Linguistics (Volume 1: Long Papers)*, pp. 6804–6818, 2022.
- [14] J. Xu, D. Ju, M. Li, Y.-L. Boureau, J. Weston, and E. Dinan, "Bot-adversarial dialogue for safe conversational agents," in *Proceedings of the 2021 Conference of the North American Chapter of the Association for Computational Linguistics: Human Language Technologies*, pp. 2950–2968, 2021.
- [15] E. Wulczyn, N. Thain, and L. Dixon, "Ex machina: Personal attacks seen at scale," in *Proceedings of the 26th international conference on world wide web*, pp. 1391–1399, 2017.
- [16] D. Votipka, K. R. Fulton, J. Parker, M. Hou, M. L. Mazurek, and M. Hicks, "Understanding security mistakes developers make: Qualitative analysis from build it, break it, fix it," in *29th USENIX Security Symposium (USENIX Security 20)*, pp. 109–126, 2020.
- [17] S. Rao and J. Tetreault, "Dear sir or madam, may i introduce the gyafc dataset: Corpus, benchmarks and metrics for formality style transfer," in *Proceedings of the 2018 Conference of the North American Chapter of the Association for Computational Linguistics: Human Language Technologies, Volume 1 (Long Papers)*, pp. 129–140, 2018.
- [18] T. Shen, T. Lei, R. Barzilay, and T. Jaakkola, "Style transfer from non-parallel text by cross-alignment," *Advances in neural information processing systems*, vol. 30, 2017.
- [19] W. Xu, A. Ritter, B. Dolan, R. Grishman, and C. Cherry, "Paraphrasing for style," in *COLING*, pp. 2899–2914, 2012.

- [20] L. Zheng, W.-L. Chiang, Y. Sheng, S. Zhuang, Z. Wu, Y. Zhuang, Z. Lin, Z. Li, D. Li, E. Xing, *et al.*, “Judging llm-as-a-judge with mt-bench and chatbot arena,” *arXiv preprint arXiv:2306.05685*, 2023.
- [21] H. Touvron, T. Lavril, G. Izacard, X. Martinet, M.-A. Lachaux, T. Lacroix, B. Rozière, N. Goyal, E. Hambro, F. Azhar, *et al.*, “Llama: Open and efficient foundation language models,” *arXiv preprint arXiv:2302.13971*, 2023.
- [22] G. Penedo, Q. Malartic, D. Hesslow, R. Cojocaru, A. Cappelli, H. Alobeidli, B. Pannier, E. Almazrouei, and J. Launay, “The refinedweb dataset for falcon llm: outperforming curated corpora with web data, and web data only,” *arXiv preprint arXiv:2306.01116*, 2023.
- [23] C.-Y. Lin, “Rouge: A package for automatic evaluation of summaries,” in *Text summarization branches out*, pp. 74–81, 2004.
- [24] T. Zhang, V. Kishore, F. Wu, K. Q. Weinberger, and Y. Artzi, “Bertscore: Evaluating text generation with bert,” in *International Conference on Learning Representations*, 2019.
- [25] G. Ilharco, M. T. Ribeiro, M. Wortsman, L. Schmidt, H. Hajishirzi, and A. Farhadi, “Editing models with task arithmetic,” in *The Eleventh International Conference on Learning Representations*, 2023.
- [26] Y. Lu, M. Bartolo, A. Moore, S. Riedel, and P. Stenetorp, “Fantastically ordered prompts and where to find them: Overcoming few-shot prompt order sensitivity,” in *Proceedings of the 60th Annual Meeting of the Association for Computational Linguistics (Volume 1: Long Papers)*, pp. 8086–8098, 2022.
- [27] S. Shin, S. W. Lee, H. Ahn, S. Kim, H. S. Kim, B. Kim, K. Cho, G. Lee, W. Park, J. W. Ha, *et al.*, “On the effect of pretraining corpora on in-context learning by a large-scale language model,” in *2022 Conference of the North American Chapter of the Association for Computational Linguistics: Human Language Technologies, NAACL 2022*, pp. 5168–5186, Association for Computational Linguistics (ACL), 2022.
- [28] Y. Razeghi, R. L. Logan IV, M. Gardner, and S. Singh, “Impact of pretraining term frequencies on few-shot numerical reasoning,” in *Findings of the Association for Computational Linguistics: EMNLP 2022*, pp. 840–854, 2022.
- [29] S. M. Xie, A. Raghunathan, P. Liang, and T. Ma, “An explanation of in-context learning as implicit bayesian inference,” in *International Conference on Learning Representations*, 2021.
- [30] J. Wei, J. Wei, Y. Tay, D. Tran, A. Webson, Y. Lu, X. Chen, H. Liu, D. Huang, D. Zhou, *et al.*, “Larger language models do in-context learning differently,” *arXiv preprint arXiv:2303.03846*, 2023.
- [31] E. Akyürek, D. Schuurmans, J. Andreas, T. Ma, and D. Zhou, “What learning algorithm is in-context learning? investigations with linear models,” in *The Eleventh International Conference on Learning Representations*, 2022.
- [32] D. Dai, Y. Sun, L. Dong, Y. Hao, Z. Sui, and F. Wei, “Why can gpt learn in-context? language models secretly perform gradient descent as meta optimizers,” *arXiv preprint arXiv:2212.10559*, 2022.
- [33] J. Von Oswald, E. Niklasson, E. Randazzo, J. Sacramento, A. Mordvintsev, A. Zhmoginov, and M. Vladymyrov, “Transformers learn in-context by gradient descent,” in *International Conference on Machine Learning*, pp. 35151–35174, PMLR, 2023.
- [34] F. Yin, J. Vig, P. Laban, S. Joty, C. Xiong, and C.-S. J. Wu, “Did you read the instructions? rethinking the effectiveness of task definitions in instruction learning,” *arXiv preprint arXiv:2306.01150*, 2023.
- [35] O. Rubin, J. Herzig, and J. Berant, “Learning to retrieve prompts for in-context learning,” in *Proceedings of the 2022 Conference of the North American Chapter of the Association for Computational Linguistics: Human Language Technologies*, pp. 2655–2671, 2022.
- [36] X. Wan, R. Sun, H. Nakhost, H. Dai, J. M. Eisenschlos, S. O. Arik, and T. Pfister, “Universal self-adaptive prompting,” *arXiv preprint arXiv:2305.14926*, 2023.
- [37] X. Wan, R. Sun, H. Dai, S. O. Arik, and T. Pfister, “Better zero-shot reasoning with self-adaptive prompting,” *arXiv preprint arXiv:2305.14106*, 2023.

- [38] S. Ye, D. Kim, J. Jang, J. Shin, and M. Seo, “Guess the instruction! flipped learning makes language models stronger zero-shot learners,” *ArXiv*, vol. abs/2210.02969, 2022.
- [39] S. Min, M. Lewis, H. Hajishirzi, and L. Zettlemoyer, “Noisy channel language model prompting for few-shot text classification,” in *Proceedings of the 60th Annual Meeting of the Association for Computational Linguistics (Volume 1: Long Papers)*, ACL 2022, Dublin, Ireland, May 22-27, 2022 (S. Muresan, P. Nakov, and A. Villavicencio, eds.), pp. 5316–5330, Association for Computational Linguistics, 2022.
- [40] B. Xu, Q. Wang, Z. Mao, Y. Lyu, Q. She, and Y. Zhang, “\$k\$ prompt: Beyond-context learning with calibration-free nearest neighbor inference,” in *The Eleventh International Conference on Learning Representations, ICLR 2023, Kigali, Rwanda, May 1-5, 2023*, OpenReview.net, 2023.
- [41] J. Yang, B. Hui, M. Yang, B. Li, F. Huang, and Y. Li, “Iterative forward tuning boosts in-context learning in language models,” *arXiv preprint arXiv:2305.13016*, 2023.
- [42] G. Cui, W. Li, N. Ding, L. Huang, Z. Liu, and M. Sun, “Decoder tuning: Efficient language understanding as decoding,” in *Proceedings of the 61st Annual Meeting of the Association for Computational Linguistics (Volume 1: Long Papers)*, ACL 2023, Toronto, Canada, July 9-14, 2023 (A. Rogers, J. L. Boyd-Graber, and N. Okazaki, eds.), pp. 15072–15087, Association for Computational Linguistics, 2023.
- [43] R. Hendel, M. Geva, and A. Globerson, “In-context learning creates task vectors,” *arXiv preprint arXiv:2310.15916*, 2023.
- [44] A. Zou, L. Phan, S. Chen, J. Campbell, P. Guo, R. Ren, A. Pan, X. Yin, M. Mazeika, A.-K. Dombrowski, et al., “Representation engineering: A top-down approach to ai transparency,” *arXiv preprint arXiv:2310.01405*, 2023.
- [45] S. Gehman, S. Gururangan, M. Sap, Y. Choi, and N. A. Smith, “Realtotoxicityprompts: Evaluating neural toxic degeneration in language models,” in *Findings of the Association for Computational Linguistics: EMNLP 2020, Online Event, 16-20 November 2020* (T. Cohn, Y. He, and Y. Liu, eds.), vol. EMNLP 2020 of *Findings of ACL*, pp. 3356–3369, Association for Computational Linguistics, 2020.
- [46] X. Lu, S. Welleck, J. Hessel, L. Jiang, L. Qin, P. West, P. Ammanabrolu, and Y. Choi, “QUARK: controllable text generation with reinforced unlearning,” in *NeurIPS*, 2022.
- [47] S. Gururangan, A. Marasović, S. Swayamdipta, K. Lo, I. Beltagy, D. Downey, and N. A. Smith, “Don’t stop pretraining: Adapt language models to domains and tasks,” in *Proceedings of the 58th Annual Meeting of the Association for Computational Linguistics*, pp. 8342–8360, 2020.
- [48] B. Wang, W. Ping, C. Xiao, P. Xu, M. Patwary, M. Shoenybi, B. Li, A. Anandkumar, and B. Catanzaro, “Exploring the limits of domain-adaptive training for detoxifying large-scale language models,” *Advances in Neural Information Processing Systems*, vol. 35, pp. 35811–35824, 2022.
- [49] F. Bianchi, M. Suzgun, G. Attanasio, P. Röttger, D. Jurafsky, T. Hashimoto, and J. Zou, “Safety-tuned llamas: Lessons from improving the safety of large language models that follow instructions,” *arXiv preprint arXiv:2309.07875*, 2023.
- [50] T. Schick, S. Udupa, and H. Schütze, “Self-diagnosis and self-debiasing: A proposal for reducing corpus-based bias in nlp,” *Transactions of the Association for Computational Linguistics*, vol. 9, pp. 1408–1424, 2021.
- [51] C. T. Leong, Y. Cheng, J. Wang, J. Wang, and W. Li, “Self-detoxifying language models via toxification reversal,” *arXiv preprint arXiv:2310.09573*, 2023.
- [52] N. Meade, S. Gella, D. Hazarika, P. Gupta, D. Jin, S. Reddy, Y. Liu, and D. Hakkani-Tür, “Using in-context learning to improve dialogue safety,” *arXiv preprint arXiv:2302.00871*, 2023.
- [53] A. Som, K. Sikka, H. Gent, A. Divakaran, A. Kathol, and D. Vergyri, “Demonstrations are all you need: Advancing offensive content paraphrasing using in-context learning,” *arXiv preprint arXiv:2310.10707*, 2023.



- [54] E. Reif, D. Ippolito, A. Yuan, A. Coenen, C. Callison-Burch, and J. Wei, “A recipe for arbitrary text style transfer with large language models,” in *Proceedings of the 60th Annual Meeting of the Association for Computational Linguistics (Volume 2: Short Papers)*, pp. 837–848, 2022.
- [55] P. Riley, N. Constant, M. Guo, G. Kumar, D. C. Uthus, and Z. Parekh, “Textsettr: Few-shot text style extraction and tunable targeted restyling,” in *Proceedings of the 59th Annual Meeting of the Association for Computational Linguistics and the 11th International Joint Conference on Natural Language Processing, ACL/IJCNLP 2021, (Volume 1: Long Papers), Virtual Event, August 1-6, 2021* (C. Zong, F. Xia, W. Li, and R. Navigli, eds.), pp. 3786–3800, Association for Computational Linguistics, 2021.
- [56] K. Krishna, D. Nathani, X. Garcia, B. Samanta, and P. Talukdar, “Few-shot controllable style transfer for low-resource multilingual settings,” in *Proceedings of the 60th Annual Meeting of the Association for Computational Linguistics (Volume 1: Long Papers), ACL 2022, Dublin, Ireland, May 22-27, 2022* (S. Muresan, P. Nakov, and A. Villavicencio, eds.), pp. 7439–7468, Association for Computational Linguistics, 2022.
- [57] A. Conneau, K. Khandelwal, N. Goyal, V. Chaudhary, G. Wenzek, F. Guzmán, É. Grave, M. Ott, L. Zettlemoyer, and V. Stoyanov, “Unsupervised cross-lingual representation learning at scale,” in *Proceedings of the 58th Annual Meeting of the Association for Computational Linguistics*, pp. 8440–8451, 2020.

# Appendices

## A More experimental details

**In-context learning.** For In-context learning, we use a simple template, described in A, for all style transfer tasks as well as role-playing. We adopted slightly different instructions for the formality transfer task: “Paraphrase the following sentence to be more polite and formal” even though we did not observe any obvious performance difference using different instructions for the template. For the proposed in-context vector approach, we use the same instruction as ICL without the demonstration examples.

**LoRA finetuning.** All models have been finetuned on one A100 GPU. We train for 20 epochs without a warm-up, using gradient accumulation (batch size is set to the number of demonstration examples). The learning rate is set to  $3e-4$  for all models and tasks. The cutoff length for the examples is 512 tokens. The parameters for LoRA are as follows. we set rank  $r$  to 8, dropout is set to 0.05 and alpha is set to 16. Target modules for LLaMA models are  $[q\_proj, v\_proj]$ , and for Falcon models are  $[query\_key\_value]$ .

**In-context vector.** We set the number of components for PCA as 1, and the scaling factor  $\lambda$  for the “in-context” vector as 0.1 if not otherwise specified. To further make ICV more adaptive, we emphasize the modification effect on latent states that are less aligned with the in-context task direction by setting  $\lambda := \lambda \cdot (1 + \max\{0, \cos(h_{t,l}, -\Delta h_l)\})$ , where  $h_{t,l}$  is the latent states at layer  $l$ , position  $t$ ,  $\Delta h$  represents the ICV,  $\cos(u, v) = \frac{u \cdot v}{\|u\|_2 \cdot \|v\|_2}$  is the similarity measurement, and we only further scale the modification when  $\cos(\cdot, \cdot) > 0$ .

**Automatic evaluation.** For automatic evaluation on formality transfer, we train a XLM-RoBERTa-based classifier [57] on the training set of the GYAFC [17] dataset. The classifier achieved an accuracy of 85.21% on classifying formal and informal on the GYAFC test set. For sentiment classification, we use the hugging face provided pipeline on “sentiment-analysis” and use the default model “distilbert-base-uncased-finetuned-sst-2-english” for the task.

Method	Toxicity (%) ↓	BLEU ↑	ROUGE-1 ↑	BERT ↑
Original Test Set	84.58	-	-	-
Gold-standard Reference	16.23	-	-	-
Falcon-7b (w/o context)	79.84	40.13	72.60	93.29
Falcon-7b (ICL)	73.09	43.76	73.58	93.51
Falcon-7b (LoRA FT)	52.78	28.79	61.35	90.03
Falcon-7b (ICV, $\lambda = 0.1$ )	<b>34.77</b>	37.52	70.76	92.98
Llama-7b (w/o context)	71.60	41.38	73.15	93.32
Llama-7b (ICL)	66.81	44.23	74.19	93.11
Llama-7b (LoRA FT)	48.94	30.12	57.32	89.34
Llama-7b (ICV, $\lambda = 0.1$ )	<b>39.54</b>	40.33	70.97	92.88

Table 6: Additional results on ParaDetox for language detoxification with different LLMs using the standard ICL paradigm, LoRA fine-tuning, and our proposed In-context vector, the number of demonstrations is 5. Toxicity of the original test set and inoffensive ground-truth paraphrases are also provided.

In order to evaluate role-playing Shakespeare, we follow [20] and use GPT-3.5-Turbo to automatically evaluate the quality of generated sentences. GPT evaluator prompts are detailed here:

#### Prompt Template (GPT Evaluation)

Please act as an impartial and objective judge and evaluate the quality of the role-playing performance. You should rank the models based on the role characteristics as well as content relevance. The rankings are then output using Python dictionaries and lists. The models below are to play the role of William Shakespeare. Your evaluation should consider two factors below:

1. Which one has a more pronounced role-speaking style, and speaks more in line with the reference sentence in terms of the style. The more distinctive the speaking style, the better.
2. Which one better preserves the semantic meaning of the reference sentence.

This is the reference sentence

{}

This is the role-playing sentence from model-A

{}

This is the role-playing sentence from model-B

{}

This is the role-playing sentence from model-C

{}

Now, based on the above two criteria, please rank the models. Avoid any positional biases and ensure that the order in which the responses are presented does not influence your decision. Do not favor certain model names. Be as objective as possible.

Then, use a list containing the model's name, its rank, and the reason for its ranking to return the results, i.e., please ensure to use the following format to return the results:  
[{"model": <model-name>, "reason": <rank-reason>, "rank": <model-rank>}, {"model": <model-name>, "reason": <rank-reason>, "rank": <model-rank>}, {"model": <model-name>, "reason": <rank-reason>, "rank": <model-rank>}]

Your answer must STRICTLY follow the format above, and must be a valid Python list of dictionaries to ensure I can directly parse it using Python. Do not include any extraneous content! Please provide a ranking that is as accurate as possible and aligns with the intuition of most people.

To further alleviate the positional bias and biases on the model's names, the order of methods ICV, ICL, and LoRA FT is shuffled and each method can be either model-A, model-B, or model-C for every generated sentence. These prompts aid in sample comparison and ranking to obtain a win rate.

## B Datasets and demonstration examples

In Table 7, we provide an overview of the datasets we used for quantitative evaluations. The selected demonstration examples are used for ICL, ICV, or LoRA finetuning. In Table 8, we provide demonstration examples for tasks that are not used for quantitative evaluations. Specifically, for tasks such as dialogue safety and style transfers, large-scale matched datasets may be difficult to find, we therefore create our own demonstration examples using GPT-4, some of the demonstration examples are also borrowed from Ref. [55].

## C In-context learning as feature shifting

In section 2.2, we briefly describe the mechanism of ICL which changes the attention module through prepending the contextual demonstrations to the test query. Here, we provide a more detailed derivation and provide an alternative view of ICL. Let  $X = \text{Concat}([X_{demos}, X_{query}])$  denote the inputs (including demonstrations  $X_{demos}$  and the query examples  $X_{query}$ ) for the self-attention layer of the Transformer. Let  $W_k, W_q, W_v$  be the learnable key, query, and value matrix respectively. In the in-context learning setting, the prefixed demonstration examples simply change the attention module through prepending a context matrix before the original query example. When the demonstrations  $X_{demos}$  are provided as the context, the attention for each token  $x_{query}$  in the query example  $X_{query}$  can be formulated as

$$\begin{aligned}
& \text{Attn}(x_{query}W_q, XW_k, XW_v) \\
&= \text{Attn}(x_{query}W_q, \text{Concat}([X_{demos}, X_{query}])W_k, \text{Concat}([X_{demos}, X_{query}])W_v) \\
&= \text{softmax}\left(x_{query}W_q (X_{demos}W_k, X_{query}W_k)^\top\right) \begin{pmatrix} X_{demos} \\ X_{query} \end{pmatrix} W_v \\
&= \alpha \cdot \text{softmax}\left(x_{query}W_q W_k^\top X_{demos}^\top\right) X_{demos}W_v + (1 - \alpha) \cdot \text{softmax}\left(x_{query}W_q W_k^\top X_{query}^\top\right) X_{query}W_v \\
&= \alpha \text{Attn}(x_{query}W_q, X_{query}W_k, X_{query}W_v) + (1 - \alpha) \text{Attn}(x_{query}W_q, X_{demos}W_k, X_{demos}W_v) \\
&= \alpha h(X_{query}) + (1 - \alpha) \Delta h(X_{demos}),
\end{aligned}$$

where  $\alpha$  is a scalar as

$$\alpha = \frac{\sum_i \exp(x_{query}W_q W_k^\top X_{query}^\top)_i}{\sum_i \exp(x_{query}W_q W_k^\top X_{demos}^\top)_i + \sum_j \exp(x_{query}W_q W_k^\top X_{query}^\top)_j}$$

Therefore, ICL can be viewed as shifting the original features  $h(X_{query})$  by  $\Delta h(X_{demos})$  which depends on  $X_{demos}$ .

Dataset	# demonstration used	# query examples
ParaDetox	5	670
GYAFC	5	1332
Yelp review	5	1000
Romeo & Juliet	10	585

Table 7: The overview of the different datasets used for our quantitative evaluations. For datasets with a training set, we randomly select demonstration examples from the training set.

Unsafe Context	Safe Response
<ol style="list-style-type: none"> <li>1. Women are inferior to men.</li> <li>2. I think many Jews are very money-driven and would do anything for money or personal satisfaction.</li> <li>3. Trans people don't deserve any help.</li> <li>4. Bitches don't even go out to have fun anymore they just go out to tweet about the function and to take pics with other bitches.</li> </ol>	<ol style="list-style-type: none"> <li>1. The belief that women are inferior to men is an outdated and biased perspective rooted in historical, cultural, and social norms rather than factual evidence or inherent differences.</li> <li>2. It's not right to think Jews are evil. Making generalizations about a group of people is derogatory to them and places unfair stereotypes on them.</li> <li>3. Every person, regardless of their gender identity or any other characteristic, deserves respect, understanding, and support.</li> <li>4. It's not right to think women are vain.</li> </ol>
Rude	Polite
<ol style="list-style-type: none"> <li>1. Hell no, you can't make me do that.</li> <li>2. This game is such a piece of garbage!</li> <li>3. Why in god's name would they delay the damn launch?</li> <li>4. Are you frigging kidding me?</li> </ol>	<ol style="list-style-type: none"> <li>1. No thank you, I'd prefer not to.</li> <li>2. This game could have been better designed.</li> <li>3. Do you know why they might have delayed the launch?</li> <li>4. Sorry, I wasn't certain if you were joking.</li> </ol>
w/o Capitalization	w/ Capitalization
<ol style="list-style-type: none"> <li>1. i was really sad about the loss</li> <li>2. the eggnog had a great, festive taste to it.</li> <li>3. this game could have been better designed.</li> </ol>	<ol style="list-style-type: none"> <li>1. I Was Really Sad About The Loss</li> <li>2. The Eggnog Had A Great, Festive Taste To It.</li> <li>3. This Game Could Have Been Better Designed.</li> </ol>
Reserved	Emotive
<ol style="list-style-type: none"> <li>1. I'm excited to see the show.</li> <li>2. I'm surprised they rescheduled the meeting.</li> <li>3. This specimen is an example of the baroque style.</li> <li>4. After the performance, we ate a meal.</li> </ol>	<ol style="list-style-type: none"> <li>1. I'm sooo excited to see the show, it's going to be stellar!!</li> <li>2. I absolutely can not believe that they rescheduled the meeting!</li> <li>3. This wonderful specimen is a truly spectacular example of the baroque style.</li> <li>4. After the superb performance, we ate a meal that was so delicious!</li> </ol>

Table 8: Demonstration examples used for tasks that are not used for quantitative evaluations in Section 4. The sample generations are reported in Table 1.

Negative	Positive
1. Zero stars, I hate it.	1. Five stars, I love it.
2. It was terrible!	2. it was awesome!
3. I would call this the worst Denny’s ever.	3. I would call this the best Denny’s ever.
4. I would recommend finding another place.	4. I would recommend this place again.
5. Would not recommend.	5. Strongly recommend.

Table 9: Demonstration examples used for sentiment transfer for quantitative evaluations in Section 4. results are reported in Table 4.

## D Code Availability

The codes can be accessed at <https://github.com/shengliu66/ICV>.