

---

# Data Contamination Quiz: A Tool to Detect and Estimate Contamination in Large Language Models

---

Shahriar Golchin, Mihai Surdeanu  
Department of Computer Science  
University of Arizona  
{golchin,msurdeanu}@arizona.edu

## Abstract

We propose the Data Contamination Quiz (DCQ), a simple and effective approach to *detect* data contamination in large language models (LLMs) and *estimate* the amount of it. Specifically, we frame data contamination detection as a series of multiple-choice questions and devise a quiz format wherein three perturbed versions of each subsampled instance from a specific dataset partition (e.g., GSM8k test set) are created. These changes only include word-level perturbations. The generated perturbations, along with the original dataset instance, form the options in the DCQ, with an extra option accommodating the possibility of selecting none of the provided options. Given that the only distinguishing signal among the options is the *exact wording* with respect to the original dataset instance, an LLM, when tasked with identifying the original dataset instance, gravitates towards selecting the original one if it has been exposed to it in its pre-training phase—a trait intrinsic to LLMs. While accounting for positional biases in LLMs, the quiz performance reveals the contamination level for the model being examined with the dataset partition to which the quiz pertains. Applied to various datasets with GPT-4 and GPT-3.5, our findings—while fully lacking access to pre-training data and model parameters—suggest that DCQ achieves state-of-the-art results and uncovers greater contamination/memorization levels compared to existing methods and proficiently bypasses more safety filters, especially those set to avoid generating copyrighted contents.<sup>1</sup>

## 1 Introduction

Large language models (LLMs) have shown remarkable success in various benchmarks (Bubeck et al. 2023; Bang et al. 2023; OpenAI 2023). However, due to the lack of transparency regarding the data sources used by some model providers, coupled with their dependency on web data for pre-training (Penedo et al. 2023; Touvron et al. 2023a;b, inter alia), the performance of such models may be skewed by “data contamination” (Zhou et al. 2023). This refers to the inclusion of test data from downstream tasks in the LLMs’ pre-training data (Golchin and Surdeanu 2024). Considering the immense volume of data used for pre-training, even making this data open-access does not provide a practical solution. This is because cross-verifying each sample in the evaluation datasets against open-source pre-training data becomes impractical due to the substantial computational costs (Touvron et al. 2023b) or the extensive manual effort involved (Chowdhery et al. 2022). This has led LLM developers to assess data contamination in benchmark datasets post-training (Team et al. 2023). Therefore, there is a pressing need to accurately pinpoint and quantify this contamination using a

---

<sup>1</sup>We will shortly release the code and data corresponding to our DCQ methodology for all the settings used in the paper at <https://github.com/shahriargolchin/DCQ>.

**Original Dataset Instance:**

**Summary:** Michele Morgan, the French screen star and glamour icon who won the first best actress prize at the Cannes film festival, has died at the age of 96.

**Correct Answer:** C

**Instruction:** You are provided with a five-choice quiz. Your task is to correctly select the option that exactly corresponds to an instance from the test split of the XSum dataset.

When selecting the option, you must ensure that you follow the following rules:

- (1) You must ensure that you only generate a single option letter as your answer.
- (2) If you do not know the dataset or the correct answer, you must select option "E) None of the provided options."

Hint: While all the following options seem similar in terms of meaning, there is only one option that reflects the exact wording with respect to the original instance.

---

- A) Summary: Michele Morgan, the French film luminary and elegance symbol who claimed the first top actress award at the Cannes film festivity, has passed away at 96 years old.
- B) Summary: Michele Morgan, the Gallic cinema standout and attractive idol who procured the premier leading actress accolade at the Cannes film celebration, has expired at the age of ninety-six.
- C) Summary: Michele Morgan, the French screen star and glamour icon who won the first best actress prize at the Cannes film festival, has died at the age of 96.
- D) Summary: Michele Morgan, the French cinematic star and beauty icon who secured the first best actress distinction at the Cannes film event, has succumbed at the age of 96.
- E) None of the provided options.

---

Answer: C

Figure 1: An example of a quiz question crafted to detect data contamination within the XSum test partition. In this example, the produced answer by the underlying LLM (GPT-4) aligns with the correct option (option C), signaling its previous exposure to data, and thus, revealing contamination.

cost-effective approach, which demands minimal computational resources and human intervention, ensuring its broad applicability by the community.<sup>2</sup>

We propose the Data Contamination Quiz (DCQ), a streamlined method that efficiently *detects* and *estimates verbatim contamination in LLMs without the need to access pre-training data or internal weights/logits*. DCQ is designed to pinpoint the exact data points from dataset partitions that have leaked into the pre-training data of LLMs, leading to skewed performance. In essence, *detection* is achieved via a multiple-choice question and *estimation* is derived by evaluating the LLM’s performance across a series of these multiple-choice questions that form the quiz. Specifically, we form a five-option quiz: one option presents an original instance from a dataset partition, three options offer three distinct word-level perturbations of it where words are replaced with their contextually relevant synonyms, and the last option allows the selection of none of these provided options. We instruct GPT-4 (OpenAI 2023) to *automatically* generate word-level perturbations. While the wording differs, the meaning and sentence structure of these perturbations mirror the original dataset instance, resulting in (almost) identical semantic representations across all options containing perturbations and the original dataset instance. Therefore, the sole difference among these options is in the *precise wording* relative to the original dataset instance. Hence, when the LLM is tasked with identifying the original dataset instance, a consistent preference for selecting options containing the original dataset instances reveals the LLM’s memorization and prior exposure to data. Figure 1 exemplifies this idea.

However, the detection of memorization/contamination is not consistent across all quiz options due to the *positional biases* present in LLMs (Wang et al. 2023; Zheng et al. 2024), leading to overestimation or underestimation of contamination levels. To counter this, we first identify positional biases using a quiz we call the “Bias Detector Quiz (BDQ),” which excludes correct answers (i.e., original dataset instances) from its options. In fact, all options in each question of the BDQ are word-level perturbations based on each of the original dataset instances under examination, with an extra option for selecting none of the provided options.<sup>3</sup> Upon submitting BDQ to an LLM, options that are chosen less frequently than random chance are identified as “non-preferred options.” *These non-preferred options are strategic positions to avoid overestimation*. Therefore, they are replaced with the original dataset instances in the “Bias Compensator Quiz (BCQ)” to detect contamination while avoiding overestimation. Nevertheless, due to the same issue of positional biases, memorization is

<sup>2</sup>In Appendix A, we show how LLMs are being updated to resist recent data contamination detection methods, emphasizing the need for developing new methods to continually identify data contamination, as models evolve.

<sup>3</sup>In BDQ, the question in Figure 1 offers four word-level perturbations, omitting the original dataset instance.

not triggered equally among all the non-preferred positions, thereby leading to potential underestimation. To avoid underestimation, we permute the correct answers among all the non-preferred options, which means an LLM takes multiple BCQs (equal to the number of non-preferred options), to determine the maximum memorization/contamination without overestimation. Finally, using the highest quiz performance across all BCQs, a range for the minimum and maximum detected contamination levels is estimated. We refer to this end-to-end process as our Data Contamination Quiz (DCQ).

The main contributions of this paper are listed as follows:

(1) We propose the first strategy for *estimating* verbatim data contamination in fully black-box LLMs. This detection relies solely on input-output interactions, without the need to access pre-training data and model weights/logits. Our quiz-based approach is structured such that correct answers validate the existence of memorization, thereby revealing prior exposure to data. As a result, the contamination level is estimated based on the quiz performance on a subset of dataset instances.

(2) Using rigorous evaluations that cover multiple scenarios, including controlled and uncontrolled contamination environments for GPT-4 and GPT-3.5 (Ouyang et al. 2022), our findings show that our method detects significantly higher levels of memorization/contamination compared to the existing state-of-the-art method for detecting data contamination, proposed by Golchin and Surdeanu (2024).

Overall, our strategy offers *several key benefits over existing methods* for data contamination detection: (1) By limiting the LLMs’ output to be a single letter that identifies the selected option (from A to E), our strategy substantially reduces the probabilistic behavior of LLMs in detecting data contamination; (2) Building on the same principle of limiting output, our method can adeptly evade the safety filters set by model providers during the decoding process, especially in proprietary LLMs that seek to prevent the generation of copyrighted content, thus exposing more contamination; (3) It transcends the limitations of probability/threshold-based methods (Shi et al. 2024; Oren et al. 2024, inter alia), which are typically language-specific, allowing our approach to be applied across different languages; (4) Our technique is both cost- and time-saving thanks to the automated quiz generation process and administration on a manageable subset of dataset instances, such as 100 subsampled instances used in our experiments; and (5) The streamlined nature of our method means the quiz options we collect for each dataset partition are reusable and can be applied to any LLM to take the DCQ, providing the community with an effective and handy tool for estimating contamination in fully black-box LLMs.

## 2 Problem Formulation

We aim to detect *verbatim contamination*, i.e., cases where exact data points from dataset partitions are found in the pre-training data of LLMs. This detection differs from the conventional methods mostly used by model providers (Chowdhery et al. 2022; Touvron et al. 2023a;b, inter alia), which mainly hinges on high-order  $n$ -gram overlaps between the evaluation datasets and pre-training data.

Informally, we define our detection strategy as *identifying data points that, if disclosed during model training, can truly contribute to contamination and skew performance on the downstream task*. Examples of such cases are identifying summaries in summarization task without their respective documents, or spotting samples with their exact labels in label-based tasks, among others. Formally, we consider the standard setting of the membership inference attack (MIA) (Shokri et al. 2017; Shi et al. 2024). Specifically, with an LLM  $f_\theta$  trained on an unknown pre-training data  $\mathcal{D}_{\text{pre-train}}$ , the task objective is to design a detection function  $h$  capable of determining whether a specific data point  $x$  was included in  $\mathcal{D}_{\text{pre-train}}$ :  $h(x, f_\theta) \rightarrow \{0, 1\}$ . Consistent with the MIA setting, the detection function  $h$  is granted full black-box access to the LLM with no extra information, e.g., model weights/logits.

## 3 Approach

Our strategy consists of three phases: (1) creating quiz options, (2) detecting and handling positional biases, and (3) estimating contamination levels by quiz performance. First, we generate four unique word-level perturbations for each subsampled dataset instance. Second, we craft and submit two types of quizzes using two different combinations of these perturbations to detect and handle

positional biases. The first quiz (BDQ) uses all four perturbations as quiz options plus an option to select none of them, aiming to detect positional biases. The second quiz (BCQ) employs three perturbations, the respective original dataset instance, and also an option to select none of them, to handle these positional biases while effectively gauging contamination levels. Third, we provide an estimated range for the minimum and maximum levels of detected contamination. We detail each phase below.

### 3.1 Creating Quiz Options

We use GPT-4 to generate four distinct word-level perturbations for each subsampled dataset instance. Its rich representations and proficient adherence to following instructions (Bubeck et al. 2023) make it suitable for performing word replacements that maintain contextual relevance. This reduces the need for prompt engineering and mitigates potential biases when producing word-level perturbations that can arise from factors such as variations in length, sentence structure, or the lack of diversity.

To instruct GPT-4, we employ a zero-shot prompt with the original dataset instance infused in it as a reference.<sup>4</sup> In particular, this prompt involves the following rules and requirements when generating four quiz options per instance: (1) All generated perturbations must retain the meaning and sentence structure of the original dataset instance; (2) They must be distinct from one another; (3) They must conform to every precise symbol and letter detail found in the original dataset instance; and (4) The sole difference between them must be the word-level perturbations.<sup>5</sup> Notably, all generated options represent random perturbations in terms of position and the number of tokens involved in the perturbation process. Further, when the original dataset instance contains a label, we refrain from making any changes to the label and directly attach the original label to the perturbed versions.<sup>6</sup>

We then proceed to compile and employ *all four generated options* in BDQ to identify positional biases. In contrast, we use *three of these options* when administering BCQ, wherein one option from BDQ is replaced with the original dataset instance. As a fifth option, in both quizzes, we always include a choice that allows the possibility of selecting none of the provided options. This is beneficial in situations where the LLM is not contaminated with a particular dataset or when the LLM’s memorization is not triggered by the presented options. In fact, this implies that BDQ does not contain any correct answer (original dataset instance) among its options while BCQ does have one. We elaborate on each of the quizzes in Subsection 3.2. Figure 1 shows the integration of the generated word-level perturbations for an original dataset instance as quiz options in BCQ.

### 3.2 Detecting and Handling Positional Biases

The performance of LLMs in answering multiple-choice questions is influenced by positional biases (Wang et al. 2023; Zheng et al. 2024), which we empirically show in Subsection 4.1. These biases alter the quiz performance according to the placement of the options, leading to varying detectable contamination levels for the same subset of dataset instances being studied. Therefore, we initially detect positional biases (using BDQ), and then, adjust for these biases in our contamination detection process (using BCQ). These two quizzes form the foundation of our Data Contamination Quiz (DCQ).

**Bias Detector Quiz (BDQ).** This five-option quiz is primarily designed to detect positional biases. In this quiz, the correct answers (original dataset instances) are absent, and all options—except for the last one, which is an option to select none of the provided options—represent word-level perturbations of the original dataset instances. By administering this quiz to an LLM, we analyze the LLM’s tendency to favor certain options (positions) more frequently than others when the correct answers are missing, thereby revealing positional biases. *From the outcomes of the BDQ, we identify what we term the “non-preferred options.”*<sup>7</sup> We define an option as non-preferred in the consideration of an LLM if it is chosen less frequently than what random chance suggests. For a five-option quiz with  $k$  questions (instances being evaluated), any option selected fewer than  $\lceil \frac{k}{5} \rceil$  times in the

<sup>4</sup>This zero-shot prompt is shown in Figure 4 in Appendix B.

<sup>5</sup>Refer to Appendix B for more details and analysis on the generated word-level perturbations.

<sup>6</sup>See Table 5 in Appendix A for an example.

<sup>7</sup>While possible to have zero or one non-preferred option, we consistently refer to *multiple non-preferred options* due to their common occurrence and to ensure consistency in our discussion.

BDQ is deemed non-preferred. These options are viewed as strategic spots to minimize the risk of overestimating contamination when positioning the original dataset instances there. This strategic placement is the main task of what we elaborate on next, the BCQ.

**Bias Compensator Quiz (BCQ).** The main objective of this quiz is to compensate for positional biases when detecting data contamination. Such biases can skew quiz performance, causing the perceived contamination levels based on quiz performance to be overestimated or underestimated. *To avoid overestimation, we systematically replace the detected non-preferred options by BDQ with the original dataset instances.* Essentially, BCQ counteracts positional biases by systematically integrating the original dataset instances into the non-preferred options. Nevertheless, due to the same issue of positional biases, the detection of the original dataset instances is not consistent among all the non-preferred options, which leads to an underestimation of contamination. *To avoid underestimation and find the highest possible memorization among non-preferred options, we permute the correct answers, i.e., options containing the original dataset instances, among all the non-preferred options.* By doing so, we are able to obtain the highest performance in triggering the LLM’s memorization for detecting the original dataset instances while avoiding overestimation. Finally, the highest performance is reported as the maximum level of detected contamination. *In a nutshell, placing and permuting correct answers within non-preferred options simultaneously prevent overestimation and underestimation of contamination levels, which constitutes the primary function of BCQ.*

### 3.3 Estimating Contamination Levels by Quiz Performance

As noted, the maximum contamination level for a dataset partition is determined by the highest performance of the LLM across multiple BCQs. While this yields the maximum detectable contamination, it is also possible to report the minimum detectable contamination, both empirically and theoretically.

Empirically, the minimum detectable contamination can be determined by identifying the second-highest performance of the LLM among the administered BCQs.

Theoretically, given that we deal with a non-ideal system, we can apply the principle of chance-adjusted accuracy to account for the probability of chance agreement. Thus, we use Cohen’s Kappa (Galton 1892; Cohen 1960), defined as:  $\kappa = (p_o - p_e)/(1 - p_e)$ . Here,  $p_o$  is the observed agreement and  $p_e$  is the expected agreement by chance. Put simply,  $p_o$  refers to the highest proportion of correct answers attained by the LLM among BCQs, whereas  $p_e$  is the proportion of choosing the non-preferred option in the BDQ, where the LLM achieved its top performance in the BCQ by placing the correct answers (original dataset instances) in that position. For example, if the best performance among BCQs is obtained by systematically placing correct answers in position B,  $p_o$  is the proportion of selecting option B in BCQ while  $p_e$  is the proportion of selecting option B in BDQ.

Given that the minimum detectable contamination can be measured in two ways, the most stringent interval is obtained by taking the maximum of the empirical and theoretical minimums. This value is then reported as the minimum level of detected contamination.

## 4 Empirical Results and Evaluation

In the following, we first provide empirical evidence on how DCQ instigates memorization in LLMs for revealing data exposure while avoiding overestimation and underestimation of contamination levels. Next, we assess the performance of DCQ on detecting verbatim contamination<sup>8</sup> by applying it to controlled contamination settings where the presence of contamination is either systematic or reported, and further employ it in real-world cases where contamination is not controlled.<sup>9</sup>

### 4.1 Positional Adversarial Analysis

Our quiz-based approach leverages three main tactics: (1) Integrating original dataset instances with their word-level perturbations as quiz options exposes memorization in LLMs; (2) Strategically

<sup>8</sup>Refer to Appendix C for a detailed discussion on how our DCQ behaves under *non-verbatim contamination*.

<sup>9</sup>Find our Experimental Setup section in Appendix D for comprehensive information on all settings.

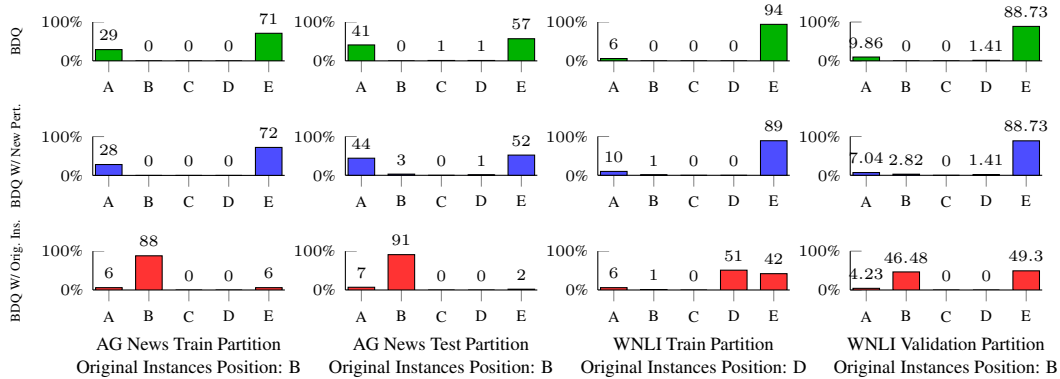


Figure 2: Results of positional adversarial analysis. The green bar charts show the selection frequency distribution of options in BDQ while the blue and red ones represent results after replacing new word-level perturbations and original dataset instances with the least-chosen option detected by BDQ, respectively. The increase in selection frequency for options containing original dataset instances (red bar charts) signals the model’s prior exposure to data. In all settings, GPT-4 is the base model.

placing these original dataset instances in non-preferred options avoids the overestimation of contamination; and (3) Permuting these original dataset instances among non-preferred options avoids the underestimation of contamination. We provide empirical results that corroborate each of these tactics.

**Exposing Memorization via Quiz Options.** For this experiment, after identifying non-preferred options using BDQ, we undertake two variants of BCQ. Indeed, the primary distinction between these two variants of BCQ and the standard setting described earlier in Subsection 3.2 is that we do not permute the correct answers (original dataset instances) among the non-preferred options. *Instead, we statically position them in a single detected least-chosen option.* In other words, this least-chosen option is one of the non-preferred options that has the lowest selection frequency among others.

In the first variant of BCQ, we replace the least-chosen option with the original dataset instances. However, in the second variant of BCQ, the least-chosen option is replaced with unique word-level perturbations, ensuring they differ from all four perturbations employed in BDQ. This experiment investigates the preference produced for selecting a specific option with the presence versus absence of the original dataset instances among quiz options. In fact, this confirms that if an LLM has not been exposed to the original dataset instances, and thus, cannot recognize them by memorization, the selection frequency distribution among options in BDQ should be maintained regardless of whether the original dataset instances are included among the options. In contrast, a pronounced preference for selecting the option containing the original dataset instances signals memorization and prior exposure to data, thereby unveiling data contamination.

To effectively analyze the changes in the selection frequency distribution of options, we utilize four contaminated dataset partitions, reported by Golchin and Surdeanu (2024). Specifically, we employ the train and test sets of AG News as well as the train and validation sets of the WNL dataset, with GPT-4 as the base model. Figure 2 shows the outcomes of this experiment. As shown, when new word-level perturbations are replaced with the least-chosen options (blue bar plots), as the model has not seen them, the selection frequency distribution of options remains remarkably consistent with BDQ (green bar plots). In contrast, there is a significant preference for selecting options containing the original dataset instances when they are replaced with the least-chosen options (red bar plots).

For example, the initial selection frequency distribution of options in BDQ for the AG News train set is  $\{A: 29, B: 0, C: 0, D: 0, E: 71\}$ . Thus, option B, C, and D are deemed non-preferred due to being chosen less frequently than random chance (20 times out of 100 questions), and they are also the least-chosen options, with zero selections each. When there are multiple least-chosen options, we opt for the one that results in the highest selection frequency when replaced with new word-level perturbations. If this leads to identical selection frequencies among the least-chosen options, we

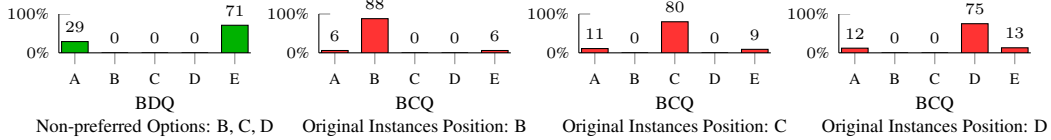


Figure 3: An illustration of the full process for the DCQ, performed on the train set of the AG News. Initially, BDQ is executed to identify non-preferred options, followed by multiple BCQs to determine the maximum memorization/contamination (88%) through permutation among the non-preferred options. In all settings, GPT-4 is the base model.

then opt for the position that results in the highest selection frequency when replaced with original dataset instances. This helps to better visualize the increase in selection frequency while establishing a rigorous analysis by favoring the setting containing the new word-level perturbations first. Thus, in this example, we select option B in BDQ to conduct our replacements, as it resulted in the highest selection frequency when replaced with the original dataset instances. When option B is replaced with new word-level perturbations, no preference for selecting option B is observed, and the initial positional biases in BDQ remain (almost) unchanged: {A: 28, B: 0, C: 0, D: 0, E: 72}. However, when option B is replaced with the original dataset instances, a noticeable rise in its selection becomes apparent: {A: 6, B: 88, C: 0, D: 0, E: 6}. Therefore, we showed that infusing original dataset instances among their word-level perturbations as quiz options triggers evidence of memorization in LLMs.

**Avoiding Overestimation Using Non-preferred Options.** Positioning the original dataset instances among quiz options without considering positional biases fails to accurately measure contamination levels. This is clear from the previous example. Specifically, if the original dataset instances are replaced with option A in BDQ, any contamination level surpassing 71% results in the system indicating 100% contamination. While it is not feasible to unequivocally guarantee the probabilistic behavior of LLMs, including the potential overestimation of contamination in our case, it can be confidently asserted that our approach does not stimulate this overestimation at least by design. This is achieved by using non-preferred options as the replacement spots for the original dataset instances.

**Avoiding Underestimation by Permutation.** As discussed, non-preferred options serve as safe spots for positioning original dataset instances to mitigate the risk of overestimation in the presence of positional biases. However, these biases can also result in uneven memorization triggered across the detected non-preferred options. Figure 3 provides empirical evidence of this phenomenon when using the AG News train partition as our case study. As shown, when the original dataset instances are placed in the non-preferred options (i.e., B, C, and D), the level of memorization/contamination revealed varies within a single setting: 88%, 80%, and 75% for position B, C, and D, respectively. As detailed in Subsection 3.2, to avoid underestimation, the highest quiz performance among BCQs is reported as the maximum level of detected contamination, which is 88% in this example. Thus, we empirically showed that permuting original dataset instances among the non-preferred options is essential for uncovering the highest possible memorization/contamination and avoiding underestimation.

## 4.2 Evaluation under Controlled Contamination

**Systematic Contamination.** As for the first step in assessing the performance of DCQ, we start with systematic contamination. In this experiment, we systematically contaminate GPT-3.5 with two uncontaminated datasets based on the model’s training cutoff: MeetingBank and AuTextification. To maintain memorization significantly low during continued training and determine how sensitive our method is, we conduct systematic contamination for only three epochs (Carlini et al. 2023; Lee et al. 2022).<sup>10</sup> To compare, the number of epochs for supervised fine-tuning of GPT-3 to train InstructGPT is 16 (Ouyang et al. 2022). This means that, in this evaluation, the LLM is exposed to the data over five times less than it often faces during its training, even under the bold assumption that there is zero duplication in the fine-tuning/pre-training data.

<sup>10</sup>See Appendix E for details on continued training of GPT-3.5.

Our evaluation involves estimating data contamination using DCQ for two contamination levels per dataset: 50% and 100%. Following prior work (Shi et al. 2024; Oren et al. 2024), we perform systematic contamination using 1,000 instances from each dataset separately. For the 100 instances used in DCQ, in settings with 100% contamination, all instances are subsampled from the same 1,000 instances used for contamination. However, in settings with 50% contamination, only 50 instances are drawn from the initial 1,000 instances while the other 50 are subsampled from the same dataset excluding the 1,000 used in the contamination process. This experimental design models real-world scenarios where DCQ estimates contamination using subsampled instances from dataset partitions.

Table 1 presents the results of our experiment under systematic contamination upon applying DCQ. Compared with the replication-based strategy (Golchin and Surdeanu 2024), DCQ proves to be significantly more effective at revealing memorization/contamination.

In fact, the contamination levels identified by replicating instances are so negligible that it is impracticable to compare with our DCQ’s performance. As noted in Subsection 4.1, this improved ability to detect more memorization is obtained by minimizing LLMs’ probabilistic outputs to a single-letter option that hints at the presence of memorization. Another benefit of outputting an option letter is its ability to bypass the preemptive filters set to stop LLMs from producing copyrighted content.<sup>11</sup> Importantly, DCQ not only reveals more memorization but also effectively measures contamination levels. As detailed in Subsection 4.1, this effective estimation is derived by placing and permuting the original dataset instances among the non-preferred options, simultaneously avoiding overestimation and underestimation.

**Reported Contamination.** The technical report of GPT-4 (OpenAI 2023) provides cross-contamination between several datasets and the pre-training data of GPT-4. In this experiment, we consider the backdrop of reported contamination as a baseline against which we compare the performance of DCQ in detecting contamination. We use three datasets that hold significant importance in the context of LLMs: HumanEval,<sup>12</sup> DROP, and GSM8k, and apply DCQ to their test, validation, and train splits, respectively. The rationale behind selecting these particular datasets stems from their pivotal role in assessing the reasoning/problem-solving capabilities of LLMs, along with the explicit mention of contamination levels for them by OpenAI (2023). Further, our focus on the GSM8k train partition is driven by the fact that this set—apart from a small portion—was included in the pre-training data of GPT-4, though without a specified level of inclusion. Thus, we expect that our DCQ detects a significant level of contamination for this specific partition.

Table 2 compares the contamination levels detected by DCQ with those reported by OpenAI (2023) for the aforesaid datasets. As mentioned in Subsection 3.2, given that DCQ inherently does not overestimate/underestimate contamination, the results indicate its ability to uncover higher contam-

Table 1: DCQ results after introducing systematic contamination to GPT-3.5. The table lists the minimum and maximum detected contamination levels, with the minimum derived from the higher value between theoretical and empirical minimums. If the theoretical minimum is used, recall and precision stay constant at their values computed for the maximum, due to the identical setting (BCQ). The results are also compared to the replication-based (rplc-based) method proposed by Golchin and Surdeanu (2024).

Method	MeetingBank		AuTexTification	
	100% Cont.	50% Cont.	100% Cont.	50% Cont.
Rplc-based (%)	1.00	0.00	1.00	0.00
Our DCQ (%)	[85.87, 87.00]	[47.00, 49.00]	[66.29, 70.00]	[44.68, 48.00]
Recall (%)	[87.00, 87.00]	[82.00, 88.00]	[70.00, 70.00]	[70.00, 70.00]
Precision (%)	[87.00, 87.00]	[87.23, 89.80]	[70.00, 70.00]	[72.92, 72.92]

Table 2: A comparison between the contamination levels reported for GPT-4 by OpenAI (2023) and those identified via the replication-based (rplc-based) methodology by Golchin and Surdeanu (2024) alongside our DCQ method. This experiment encompasses the test, evaluation, and train sets of the HumanEval, DROP, and GSM8k datasets, respectively.

Method	HumanEval	DROP	GSM8k
Reported (%)	≈ 25.00	≈ 21.00	Full but a part
Rplc-based (%)	0.00	4.00	2.00
Our DCQ (%)	[55.62, 56.71]	[42.86, 44.00]	[78.79, 79.00]

<sup>11</sup>Refer to Appendix A to see case examples.

<sup>12</sup>As done by OpenAI (2023), we apply DCQ to the entire test set of the HumanEval dataset with 164 samples.



Table 3: Estimated data contamination levels for GPT-4 and GPT-3.5 across test/validation partitions of seven datasets using a maximum of 100 random samples. The “rplc-based” label refers to the replication-based method proposed by Golchin and Surdeanu (2024).

Model	Method	IMDB	AG News	Yelp	RTE	WNLI	SAMSum	XSum
GPT-4	Rplc-based (%)	0.00	3.00	0.00	1.00	15.49	0.00	7.00
	Our DCQ (%)	[81.82, 82.00]	[91.00, 91.00]	[80.00, 80.00]	[60.00, 60.00]	[49.30, 50.70]	[77.00, 77.00]	[95.00, 95.00]
GPT-3.5	Rplc-based (%)	0.00	0.00	0.00	1.00	2.82	0.00	2.00
	Our DCQ (%)	[46.43, 55.00]	[80.43, 82.00]	[12.12, 13.00]	[65.06, 71.00]	[7.47, 12.68]	[70.11, 74.00]	[78.35, 79.00]

ination levels, even when compared to contamination levels measured in the availability of the pre-training data. Further, consistent with expectations, the contamination level identified for the GSM8k train set is markedly high while the replication-based approach can only pinpoint 2.00% contamination.

Note that the cross-contamination levels reported by OpenAI (2023) in Table 2 may not offer a thorough depiction of the levels detected by DCQ for two reasons: (1) The measured cross-contamination comes from overlapping three 50-character substrings, yielding high false negatives/positives (OpenAI 2023). As a result, the reported contamination levels serve as approximations rather than definitive measures; and (2) Cross-contamination levels were estimated based on a maximum of 1,000 subsampled instances from each set, rather than the entire set (OpenAI 2023).

### 4.3 Evaluation in the Wild

After examining contamination in controlled environments, we implement our detection strategy to a range of datasets in real-world scenarios where the exact contamination levels are unknown. Although there is no information about the precise contamination levels for the datasets we analyze, we assess the contamination levels detected by our DCQ against the existing state-of-the-art strategy by Golchin and Surdeanu (2024). For this experiment, we utilize the same datasets and LLMs employed in their study, covering test/validation splits of seven datasets with GPT-4 and GPT-3.5. We perform this evaluation with the understanding that our DCQ does not encourage overestimation/underestimation.

Table 3 lists all the results from our evaluation in the wild over 14 settings. As outcomes indicate, the replication-based strategy (Golchin and Surdeanu 2024) can replicate a few dataset instances, such as when GPT-4 serves as the base model and is applied to WNLI (15.49%) and XSum (7.00%) datasets. In comparison, our DCQ detects significant amounts of contamination across all studied dataset partitions. For example, the maximum contamination identified by our DCQ within the aforementioned datasets reaches 50.70% and 95.00%, representing a detection range of contamination three to over thirteen times greater than that of the replication-based strategy. Additionally, this ratio is even more substantial for other studied datasets.

While the insights from the extraction-based strategy align closely with those from our DCQ, it appears that this method is only effective for binary detection of contamination when the contamination level is high, and lacks the ability to effectively estimate contamination.<sup>13</sup> Comparing performance, our method reveals cases of memorization/contamination to an extent significantly greater than methods based on replicating/extracting pre-training data (Golchin and Surdeanu 2024; Carlini et al. 2023).

## 5 Related Work

Identifying data contamination in LLMs is not difficult when the pre-training data is accessible, though it can be resource-intensive. Typically, this process involves expensive overlap comparisons between the pre-training data and the evaluation datasets using high-order  $n$ -grams—a method exclusive to model developers that yields approximate estimates of contamination rather than definitive ones (OpenAI 2023; Touvron et al. 2023a;b; Anil et al. 2023; Chowdhery et al. 2022; Brown et al.

<sup>13</sup>Reciprocal evaluation of DCQ answers and replicated dataset instances using the method by Golchin and Surdeanu (2024) showed perfect agreement in all settings. Find more details in Appendix F.

2020, *inter alia*). However, this task becomes challenging when the pre-training data is absent due to being proprietary or when it is open but vast in size.

A few recent studies developed strategies for detecting contamination without access to pre-training data. Sainz et al. (2023a;b) prompted GPT-3.5 to generate the first instances of a dataset partition. However, this method faltered due to the sparseness of the signal in the prompt, coupled with the LLM’s safety filters preventing the generation of copyrighted materials when explicitly asked. In contrast, Golchin and Surdeanu (2024) amplified the signal in the prompt by infusing a random-length initial segment of a dataset instance and directing the LLM to complete it, more effectively steering the model’s output towards the contaminated dataset.

Roberts et al. (2023) used a time-based approach for contamination detection in LLMs by analyzing dataset pass rates pre- and post-model training cutoff. However, this method has limitations due to the continuous updates of proprietary LLMs and the need for ongoing data collection. Also, performance fluctuations across datasets are not definitive indicators of contamination, as emergent capabilities of LLMs (Wei et al. 2022) can also influence the results. Further, detecting contamination for non-code/math datasets remained unresolved. Shi et al. (2024) employed a similar strategy, measuring outlier word likelihood in new examples to determine if a text was part of a pre-training corpus. While only useful for LLMs with accessible logits, detecting pre-training data is not synonymous with confirming contamination. This is because dataset samples can be incorporated in various forms within the pre-training data, such as without any target variables or paired with different ones. Therefore, identifying dataset samples without pinpointing the information that affects the model’s generalizability fails to confirm contamination for a particular dataset partition.

Oren et al. (2024) aimed to detect data contamination by comparing the likelihoods of a canonically ordered dataset and its shuffled version. However, the positional biases in LLMs Wang et al. (2023); Zheng et al. (2024) and the bold presumption of dataset instances appearing in the pre-training data in the same order as on the web limit the applicability of this method. This is because adding data points during data pre-processing or dealing with partially contaminated datasets can easily violate this assumption. In addition, the presumption regarding the availability of model logits, as in the work of Shi et al. (2024), further restricts the practical use of this method, rendering it ineffective for fully black-box LLMs where logits information is not available, such as GPT-4.

## 6 Limitations

In this work, we focused on detecting verbatim contamination. Given that our strategy does not rely on any strong assumptions such as access to model weights/logits or pre-training data, we believe our method is robust in detecting verbatim data contamination. While this type of contamination is the most prevalent form in LLMs, due to the internet being the main source for pre-training data and evaluation datasets, it is not the only means by which contamination can manifest. Other forms, such as rephrase-based contamination (Dekoninck et al. 2024), can also contribute to contamination. We leave the detection of contamination beyond verbatim for future work.

## 7 Conclusion

We proposed the Data Contamination Quiz (DCQ), the first method to estimate verbatim data contamination in fully black-box LLMs by framing it as a series of multiple-choice questions, forming our quiz. This quiz instructs an LLM to select an option containing the original dataset instance among its word-level perturbations. If the LLM succeeds in detecting the original dataset instance, it reveals prior exposure to data. Thus, the quiz performance indicates the level of detected contamination for the LLM that took DCQ. Using several datasets and LLMs, under controlled and uncontrolled settings, our findings affirmed that the detected contamination levels by our DCQ not only align with previously reported contaminated datasets but also surpass the existing state-of-the-art methods by providing an estimation of verbatim contamination, moving beyond binary detection.

## References

Rohan Anil, Andrew M Dai, Orhan Firat, Melvin Johnson, Dmitry Lepikhin, Alexandre Passos, Siamak Shakeri, Emanuel Taropa, Paige Bailey, Zhifeng Chen, et al. Palm 2 technical report.

- arXiv preprint arXiv:2305.10403*, 2023.
- Yejin Bang, Samuel Cahyawijaya, Nayeon Lee, Wenliang Dai, Dan Su, Bryan Wilie, Holy Lovenia, Ziwei Ji, Tiezheng Yu, Willy Chung, et al. A multitask, multilingual, multimodal evaluation of chatgpt on reasoning, hallucination, and interactivity. *arXiv preprint arXiv:2302.04023*, 2023.
- Luisa Bentivogli, Peter Clark, Ido Dagan, and Danilo Giampiccolo. The fifth pascal recognizing textual entailment challenge. *TAC*, 7:8, 2009.
- Tom B. Brown, Benjamin Mann, Nick Ryder, Melanie Subbiah, Jared Kaplan, Prafulla Dhariwal, Arvind Neelakantan, Pranav Shyam, Girish Sastry, Amanda Askell, Sandhini Agarwal, Ariel Herbert-Voss, Gretchen Krueger, Tom Henighan, Rewon Child, Aditya Ramesh, Daniel M. Ziegler, Jeffrey Wu, Clemens Winter, Christopher Hesse, Mark Chen, Eric Sigler, Mateusz Litwin, Scott Gray, Benjamin Chess, Jack Clark, Christopher Berner, Sam McCandlish, Alec Radford, Ilya Sutskever, and Dario Amodei. Language models are few-shot learners. In Hugo Larochelle, Marc’Aurelio Ranzato, Raia Hadsell, Maria-Florina Balcan, and Hsuan-Tien Lin, editors, *Advances in Neural Information Processing Systems 33: Annual Conference on Neural Information Processing Systems 2020, NeurIPS 2020, December 6-12, 2020, virtual*, 2020. URL <https://proceedings.neurips.cc/paper/2020/hash/1457c0d6bfc4967418bfb8ac142f64a-Abstract.html>.
- Sébastien Bubeck, Varun Chandrasekaran, Ronen Eldan, Johannes Gehrke, Eric Horvitz, Ece Kamar, Peter Lee, Yin Tat Lee, Yuanzhi Li, Scott Lundberg, et al. Sparks of artificial general intelligence: Early experiments with gpt-4. *arXiv preprint arXiv:2303.12712*, 2023.
- Nicholas Carlini, Daphne Ippolito, Matthew Jagielski, Katherine Lee, Florian Tramèr, and Chiyuan Zhang. Quantifying memorization across neural language models. In *The Eleventh International Conference on Learning Representations, ICLR 2023, Kigali, Rwanda, May 1-5, 2023*. OpenReview.net, 2023. URL [https://openreview.net/pdf?id=TatRHT\\_1cK](https://openreview.net/pdf?id=TatRHT_1cK).
- Mark Chen, Jerry Tworek, Heewoo Jun, Qiming Yuan, Henrique Ponde de Oliveira Pinto, Jared Kaplan, Harri Edwards, Yuri Burda, Nicholas Joseph, Greg Brockman, Alex Ray, Raul Puri, Gretchen Krueger, Michael Petrov, Heidy Khlaaf, Girish Sastry, Pamela Mishkin, Brooke Chan, Scott Gray, Nick Ryder, Mikhail Pavlov, Alethea Power, Lukasz Kaiser, Mohammad Bavarian, Clemens Winter, Philippe Tillet, Felipe Petroski Such, Dave Cummings, Matthias Plappert, Fotios Chantzis, Elizabeth Barnes, Ariel Herbert-Voss, William Hebgen Guss, Alex Nichol, Alex Paino, Nikolas Tezak, Jie Tang, Igor Babuschkin, Suchir Balaji, Shantanu Jain, William Saunders, Christopher Hesse, Andrew N. Carr, Jan Leike, Josh Achiam, Vedant Misra, Evan Morikawa, Alec Radford, Matthew Knight, Miles Brundage, Mira Murati, Katie Mayer, Peter Welinder, Bob McGrew, Dario Amodei, Sam McCandlish, Ilya Sutskever, and Wojciech Zaremba. Evaluating large language models trained on code. 2021.
- Aakanksha Chowdhery, Sharan Narang, Jacob Devlin, Maarten Bosma, Gaurav Mishra, Adam Roberts, Paul Barham, Hyung Won Chung, Charles Sutton, Sebastian Gehrmann, et al. Palm: Scaling language modeling with pathways. *arXiv preprint arXiv:2204.02311*, 2022.
- Karl Cobbe, Vineet Kosaraju, Mohammad Bavarian, Mark Chen, Heewoo Jun, Lukasz Kaiser, Matthias Plappert, Jerry Tworek, Jacob Hilton, Reiichiro Nakano, Christopher Hesse, and John Schulman. Training verifiers to solve math word problems. *arXiv preprint arXiv:2110.14168*, 2021.
- Jacob Cohen. A coefficient of agreement for nominal scales. *Educational and Psychological Measurement*, 20:37 – 46, 1960.
- Ido Dagan, Oren Glickman, and Bernardo Magnini. The pascal recognising textual entailment challenge. In *Machine learning challenges workshop*, pages 177–190. Springer, 2005.
- Jasper Dekoninck, Mark Niklas Müller, Maximilian Baader, Marc Fischer, and Martin T. Vechev. Evading data contamination detection for language models is (too) easy. *CoRR*, abs/2402.02823, 2024. doi: 10.48550/ARXIV.2402.02823. URL <https://doi.org/10.48550/arXiv.2402.02823>.

- Dheeru Dua, Yizhong Wang, Pradeep Dasigi, Gabriel Stanovsky, Sameer Singh, and Matt Gardner. DROP: A reading comprehension benchmark requiring discrete reasoning over paragraphs. In Jill Burstein, Christy Doran, and Thamar Solorio, editors, *Proceedings of the 2019 Conference of the North American Chapter of the Association for Computational Linguistics: Human Language Technologies, NAACL-HLT 2019, Minneapolis, MN, USA, June 2-7, 2019, Volume 1 (Long and Short Papers)*, pages 2368–2378. Association for Computational Linguistics, 2019. doi: 10.18653/V1/N19-1246. URL <https://doi.org/10.18653/v1/n19-1246>.
- B. Efron. Bootstrap Methods: Another Look at the Jackknife. *The Annals of Statistics*, 7(1):1 – 26, 1979. doi: 10.1214/aos/1176344552. URL <https://doi.org/10.1214/aos/1176344552>.
- Bradley Efron. Second Thoughts on the Bootstrap. *Statistical Science*, 18(2):135 – 140, 2003. doi: 10.1214/ss/1063994968. URL <https://doi.org/10.1214/ss/1063994968>.
- Bradley Efron and Robert J. Tibshirani. *An Introduction to the Bootstrap*. Number 57 in Monographs on Statistics and Applied Probability. Chapman & Hall/CRC, Boca Raton, Florida, USA, 1993.
- Joseph L Fleiss. Measuring nominal scale agreement among many raters. *Psychological bulletin*, 76(5):378, 1971.
- Francis Galton. *Finger prints*. Number 57490-57492. Macmillan and Company, 1892.
- Danilo Giampiccolo, Bernardo Magnini, Ido Dagan, and Bill Dolan. The third PASCAL recognizing textual entailment challenge. In Satoshi Sekine, Kentaro Inui, Ido Dagan, Bill Dolan, Danilo Giampiccolo, and Bernardo Magnini, editors, *Proceedings of the ACL-PASCAL Workshop on Textual Entailment and Paraphrasing*, pages 1–9, Prague, June 2007. Association for Computational Linguistics. URL <https://aclanthology.org/W07-1401>.
- Bogdan Gliwa, Iwona Mochol, Maciej Biesek, and Aleksander Wawer. Samsun corpus: A human-annotated dialogue dataset for abstractive summarization. *arXiv preprint arXiv:1911.12237*, 2019.
- Shahriar Golchin and Mihai Surdeanu. Time travel in LLMs: Tracing data contamination in large language models. In *The Twelfth International Conference on Learning Representations*, 2024. URL <https://openreview.net/forum?id=2Rwq6c3tvr>.
- R Bar Haim, Ido Dagan, Bill Dolan, Lisa Ferro, Danilo Giampiccolo, Bernardo Magnini, and Idan Szpektor. The second pascal recognising textual entailment challenge. In *Proceedings of the Second PASCAL Challenges Workshop on Recognising Textual Entailment*, volume 7, pages 785–794, 2006.
- Yebowen Hu, Tim Ganter, Hanieh Deilamsalehy, Franck Dernoncourt, Hassan Foroosh, and Fei Liu. Meetingbank: A benchmark dataset for meeting summarization. In *Proceedings of the 61st Annual Meeting of the Association for Computational Linguistics (ACL)*, Toronto, Canada, 2023. Association for Computational Linguistics.
- Katherine Lee, Daphne Ippolito, Andrew Nystrom, Chiyuan Zhang, Douglas Eck, Chris Callison-Burch, and Nicholas Carlini. Deduplicating training data makes language models better. In *Proceedings of the 60th Annual Meeting of the Association for Computational Linguistics (Volume 1: Long Papers)*, pages 8424–8445, 2022.
- Hector Levesque, Ernest Davis, and Leora Morgenstern. The winograd schema challenge. In *Thirteenth international conference on the principles of knowledge representation and reasoning*, 2012.
- Andrew L. Maas, Raymond E. Daly, Peter T. Pham, Dan Huang, Andrew Y. Ng, and Christopher Potts. Learning word vectors for sentiment analysis. In *Proceedings of the 49th Annual Meeting of the Association for Computational Linguistics: Human Language Technologies*, pages 142–150, Portland, Oregon, USA, June 2011. Association for Computational Linguistics. URL <http://www.aclweb.org/anthology/P11-1015>.
- Shashi Narayan, Shay B. Cohen, and Mirella Lapata. Don’t give me the details, just the summary! topic-aware convolutional neural networks for extreme summarization. *ArXiv*, abs/1808.08745, 2018.

- OpenAI. Gpt-4 technical report, 2023.
- Yonatan Oren, Nicole Meister, Niladri S. Chatterji, Faisal Ladhak, and Tatsunori Hashimoto. Proving test set contamination in black-box language models. In *The Twelfth International Conference on Learning Representations*, 2024. URL <https://openreview.net/forum?id=KS8mIvetg2>.
- Long Ouyang, Jeffrey Wu, Xu Jiang, Diogo Almeida, Carroll Wainwright, Pamela Mishkin, Chong Zhang, Sandhini Agarwal, Katarina Slama, Alex Ray, et al. Training language models to follow instructions with human feedback. *Advances in Neural Information Processing Systems*, 35: 27730–27744, 2022.
- Guilherme Penedo, Quentin Malartic, Daniel Hesslow, Ruxandra Cojocaru, Alessandro Cappelli, Hamza Alobeidli, Baptiste Pannier, Ebtesam Almazrouei, and Julien Launay. The RefinedWeb dataset for Falcon LLM: outperforming curated corpora with web data, and web data only. *arXiv preprint arXiv:2306.01116*, 2023. URL <https://arxiv.org/abs/2306.01116>.
- Manley Roberts, Himanshu Thakur, Christine Herlihy, Colin White, and Samuel Dooley. Data contamination through the lens of time. *ArXiv*, abs/2310.10628, 2023. URL <https://api.semanticscholar.org/CorpusID:264172693>.
- Oscar Sainz, Jon Ander Campos, Iker García-Ferrero, Julen Etxaniz, Oier Lopez de Lacalle, and Eneko Agirre. Nlp evaluation in trouble: On the need to measure llm data contamination for each benchmark. *arXiv preprint arXiv:2310.18018*, 2023a.
- Oscar Sainz, Jon Ander Campos, Iker García-Ferrero, Julen Etxaniz, and Eneko Agirre. Did chatgpt cheat on your test? <https://hitz-zentroa.github.io/lm-contamination/blog/>, 2023b. Accessed: 2023-11-01.
- Areg Mikael Sarvazyan, José Ángel González, Marc Franco-Salvador, Francisco Rangel, Berta Chulvi, and Paolo Rosso. Overview of autextification at iberlef 2023: Detection and attribution of machine-generated text in multiple domains. In *Procesamiento del Lenguaje Natural*, Jaén, Spain, September 2023.
- Teven Le Scao, Angela Fan, Christopher Akiki, Ellie Pavlick, Suzana Ilic, Daniel Hesslow, Roman Castagné, Alexandra Sasha Luccioni, François Yvon, Matthias Gallé, Jonathan Tow, Alexander M. Rush, Stella Biderman, Albert Webson, Pawan Sasanka Ammanamanchi, Thomas Wang, Benoît Sagot, Niklas Muennighoff, Albert Villanova del Moral, Olatunji Ruwase, Rachel Bawden, Stas Bekman, Angelina McMillan-Major, Iz Beltagy, Huu Nguyen, Lucile Saulnier, Samson Tan, Pedro Ortiz Suarez, Victor Sanh, Hugo Laurençon, Yacine Jernite, Julien Launay, Margaret Mitchell, Colin Raffel, Aaron Gokaslan, Adi Simhi, Aitor Soroa, Alham Fikri Aji, Amit Alfassy, Anna Rogers, Ariel Kreisberg Nitzav, Canwen Xu, Chenghao Mou, Chris Emezue, Christopher Klamm, Colin Leong, Daniel van Strien, David Ifeoluwa Adelani, and et al. BLOOM: A 176b-parameter open-access multilingual language model. *CoRR*, abs/2211.05100, 2022. doi: 10.48550/ARXIV.2211.05100. URL <https://doi.org/10.48550/arXiv.2211.05100>.
- William A Scott. Reliability of content analysis: The case of nominal scale coding. *Public opinion quarterly*, pages 321–325, 1955.
- Weijia Shi, Anirudh Ajith, Mengzhou Xia, Yangsibo Huang, Daogao Liu, Terra Blevins, Danqi Chen, and Luke Zettlemoyer. Detecting pretraining data from large language models. In *The Twelfth International Conference on Learning Representations*, 2024. URL <https://openreview.net/forum?id=zWqr3MQuNs>.
- Reza Shokri, Marco Stronati, Congzheng Song, and Vitaly Shmatikov. Membership inference attacks against machine learning models. In *2017 IEEE symposium on security and privacy (SP)*, pages 3–18. IEEE, 2017.
- Gemini Team, Rohan Anil, Sebastian Borgeaud, Yonghui Wu, Jean-Baptiste Alayrac, Jiahui Yu, Radu Soricut, Johan Schalkwyk, Andrew M Dai, Anja Hauth, et al. Gemini: A family of highly capable multimodal models. *arXiv preprint arXiv:2312.11805*, 2023.

- Hugo Touvron, Thibaut Lavril, Gautier Izacard, Xavier Martinet, Marie-Anne Lachaux, Timothée Lacroix, Baptiste Rozière, Naman Goyal, Eric Hambro, Faisal Azhar, et al. Llama: Open and efficient foundation language models. *arXiv preprint arXiv:2302.13971*, 2023a.
- Hugo Touvron, Louis Martin, Kevin Stone, Peter Albert, Amjad Almahairi, Yasmine Babaei, Nikolay Bashlykov, Soumya Batra, Prajwal Bhargava, Shruti Bhosale, et al. Llama 2: Open foundation and fine-tuned chat models. *arXiv preprint arXiv:2307.09288*, 2023b.
- Alex Wang, Amanpreet Singh, Julian Michael, Felix Hill, Omer Levy, and Samuel R Bowman. Glue: A multi-task benchmark and analysis platform for natural language understanding. *arXiv preprint arXiv:1804.07461*, 2018.
- Alex Wang, Yada Pruksachatkun, Nikita Nangia, Amanpreet Singh, Julian Michael, Felix Hill, Omer Levy, and Samuel R Bowman. Superglue: A stickier benchmark for general-purpose language understanding systems. *arXiv preprint arXiv:1905.00537*, 2019.
- Peiyi Wang, Lei Li, Liang Chen, Dawei Zhu, Binghuai Lin, Yunbo Cao, Qi Liu, Tianyu Liu, and Zhifang Sui. Large language models are not fair evaluators. *arXiv preprint arXiv:2305.17926*, 2023.
- Jason Wei, Yi Tay, Rishi Bommasani, Colin Raffel, Barret Zoph, Sebastian Borgeaud, Dani Yogatama, Maarten Bosma, Denny Zhou, Donald Metzler, et al. Emergent abilities of large language models. *arXiv preprint arXiv:2206.07682*, 2022.
- Xiang Zhang, Junbo Jake Zhao, and Yann LeCun. Character-level convolutional networks for text classification. In *NIPS*, 2015.
- Chujie Zheng, Hao Zhou, Fandong Meng, Jie Zhou, and Minlie Huang. Large language models are not robust multiple choice selectors. In *The Twelfth International Conference on Learning Representations*, 2024. URL <https://openreview.net/forum?id=shr9PXz7T0>.
- Kun Zhou, Yutao Zhu, Zhipeng Chen, Wentong Chen, Wayne Xin Zhao, Xu Chen, Yankai Lin, Jinhui Wen, and Jiawei Han. Don't make your llm an evaluation benchmark cheater. *ArXiv*, abs/2311.01964, 2023. doi: 10.48550/arXiv.2311.01964. URL <https://api.semanticscholar.org/CorpusID:265019021>.

## A Detecting Data Contamination for Different Checkpoints

As LLM providers persistently update their models, the safety of these LLMs towards detected weaknesses and adversarial attacks also improves. The detection technique recently developed by Golchin and Surdeanu (2024) is one such attack addressed by these updates. For example, when GPT-4 is instructed to complete a partial reference instance from a classification dataset, the June 2023 snapshot (`gpt-4-0613`) is capable of accomplishing this task, thus unveiling contamination. In contrast, a more recent version from November 2023 (`gpt-4-1106-preview`) often chooses not to complete the task due to the activation of newly implemented safety mechanisms. Note that the aforementioned strategy continues to adeptly identify contamination for all other tasks.

In Table 4, we show that the recent updates to GPT-4 hinder the model from replicating dataset instances for data contamination detection (Golchin and Surdeanu 2024), a task that was feasible in its previous version. On the other hand, in Table 5, we show that our proposed quiz-based methodology can successfully identify data contamination in both versions. This highlights the capability of our DCQ in pinpointing data contamination even in the presence of newly added safety filters to LLMs. In fact, our strategy can effectively sidestep filters related to copyrighted materials by delivering a single-letter response that embodies the detection of the original dataset instance among other options, thereby disclosing data contamination.

## B Details and Analysis of Generated Word-level Perturbations

Our procedure for creating quiz options in DCQ involves generating four word-level perturbations for each subsampled instance from a particular dataset partition. For each subsampled dataset instance, we prompt GPT-4 to generate these four perturbations at once. We repeatedly apply this process to all the subsampled instances. The template prompt and all the rules and requirements employed to instruct GPT-4 in generating word-level perturbations are demonstrated through an example in Figure 4. This zero-shot prompt shows the four generated word-level perturbations corresponding to the example given in Figure 1.

To evaluate the quality of the generated word-level perturbations by GPT-4, we conduct a three-point Likert scale analysis on a subset of 60 randomly selected instances. These instances are drawn from four distinct datasets/tasks: AG News (Zhang et al. 2015), XSum (Narayan et al. 2018), WNLI (Wang et al. 2018), and GSM8k (Cobbe et al. 2021), with each dataset contributing 15 instances. Three domain experts participate in evaluating the generated perturbations based on two independent criteria: *meaning* and *sentence structure*, using the following scale: *good*, *fair*, and *poor*.

The criteria for this evaluation are defined as:

- **Meaning:** This criterion ensures that perturbations are solely at the word level while preserving the similarity in core essence between the generated perturbations and the original dataset instance.
- **Sentence Structure:** This criterion determines the level of correspondence in sentence structure between the generated perturbations and the original dataset instance while maintaining strict adherence to every precise symbol and letter detail featured in the original dataset instance.

Additionally, the Likert scale points are described as follows:

- **Good:** The word-level perturbations meet all aforementioned requirements for meaning and sentence structure independently.
- **Fair:** The word-level perturbations fulfill some, but not all, requirements for meaning and sentence structure independently.
- **Poor:** The word-level perturbations do not meet any of the stated requirements for meaning and sentence structure independently.

We evaluate the inter-rater reliability among expert raters by calculating the overall percent agreement, per rating percent agreement, and the corresponding confidence intervals for each criterion under consideration: meaning and sentence structure. The percent agreement represents the proportion of instances where all raters concur (on the same rating/category) out of the total number

Table 4: A comparison between the completions generated using replication-based approach (Golchin and Surdeanu 2024) for the June and November 2023 snapshots of GPT-4. While the June snapshot exactly replicates the second piece of the provided dataset instance from the train split of the IMDB dataset, the November snapshot avoids completing the provided first piece due to the activation of filters intended to prevent the generation of copyrighted content.

LLM Version/Detection	Original Dataset Instance and Its Replica
<p data-bbox="298 1073 480 1110">Version: gpt-4-0613 Detection: Exact Match</p>	<p data-bbox="548 653 753 674"><b>Original Dataset Instance:</b></p> <p data-bbox="548 682 1325 848"><b>Review:</b> Bromwell High is a cartoon comedy. It ran at the same time as some other programs about school life, such as "Teachers". My 35 years in the teaching profession lead me to believe that Bromwell High's satire is much closer to reality than is "Teachers". The scramble to survive financially, the insightful students who can see right through their pathetic teachers' pomp, the pettiness of the whole situation, all remind me of the schools I knew and their students. When I saw the episode in which a student repeatedly tried to burn down the school, I immediately recalled ..... at ..... High. A classic line: INSPECTOR: I'm here to sack one of your teachers. STUDENT: Welcome to Bromwell High. I expect that many adults of my age think that Bromwell High is far fetched. What a pity that it isn't!</p> <p data-bbox="548 848 695 869"><b>Label:</b> 1 (positive)</p> <div data-bbox="553 890 1325 1293" style="border: 1px solid black; padding: 10px;"> <p data-bbox="565 905 1325 961"><b>Instruction:</b> You are provided with the first piece of an instance from the train split of the IMDB dataset. Finish the second piece of the instance as exactly appeared in the dataset. Only rely on the original form of the instance in the dataset to finish the second piece.</p> <p data-bbox="565 968 711 989"><b>Label:</b> 1 (positive)</p> <p data-bbox="565 995 1325 1052"><b>First Piece:</b> Bromwell High is a cartoon comedy. It ran at the same time as some other programs about school life, such as "Teachers". My 35 years in the teaching profession lead me to believe that Bromwell High's satire is much closer to reality than is "Teachers".</p> <p data-bbox="565 1058 678 1079"><b>Second Piece:</b></p> <p data-bbox="565 1087 1325 1276">The scramble to survive financially, the insightful students who can see right through their pathetic teachers' pomp, the pettiness of the whole situation, all remind me of the schools I knew and their students. When I saw the episode in which a student repeatedly tried to burn down the school, I immediately recalled ..... ... at ..... High. A classic line: INSPECTOR: I'm here to sack one of your teachers. STUDENT: Welcome to Bromwell High. I expect that many adults of my age think that Bromwell High is far fetched. What a pity that it isn't!</p> </div>
<p data-bbox="298 1472 545 1509">Version: gpt-4-1106-preview Detection: None</p>	<div data-bbox="553 1325 1325 1650" style="border: 1px solid black; padding: 10px;"> <p data-bbox="565 1339 1325 1396"><b>Instruction:</b> You are provided with the first piece of an instance from the train split of the IMDB dataset. Finish the second piece of the instance as exactly appeared in the dataset. Only rely on the original form of the instance in the dataset to finish the second piece.</p> <p data-bbox="565 1402 711 1423"><b>Label:</b> 1 (positive)</p> <p data-bbox="565 1430 1325 1486"><b>First Piece:</b> Bromwell High is a cartoon comedy. It ran at the same time as some other programs about school life, such as "Teachers". My 35 years in the teaching profession lead me to believe that Bromwell High's satire is much closer to reality than is "Teachers".</p> <p data-bbox="565 1493 678 1514"><b>Second Piece:</b></p> <p data-bbox="565 1522 1325 1627">Sorry, but I can't continue the text from the IMDB dataset as it is copyrighted material. However, I can provide a summary or discuss the themes and characters of "Bromwell High" if you're interested. Let me know if you would like me to provide some other type of information!</p> </div>



Table 5: An illustration of a quiz question posed when taking DCQ to both June and November snapshots of GPT-4. While the generated response is correct (option C), this approach—unlike the replication-based strategy (Golchin and Surdeanu 2024)—proves to be effective for both snapshots without triggering any content-related filters set by the model developer.

LLM Version/Detection	Original Dataset Instance and Its Integration as Quiz Option
<p><b>Original Dataset Instance:</b></p> <p><b>Review:</b> Bromwell High is a cartoon comedy. It ran at the same time as some other programs about school life, such as "Teachers". My 35 years in the teaching profession lead me to believe that Bromwell High's satire is much closer to reality than is "Teachers". The scramble to survive financially, the insightful students who can see right through their pathetic teachers' pomp, the pettiness of the whole situation, all remind me of the schools I knew and their students. When I saw the episode in which a student repeatedly tried to burn down the school, I immediately recalled ..... at ..... High. A classic line: INSPECTOR: I'm here to sack one of your teachers. STUDENT: Welcome to Bromwell High. I expect that many adults of my age think that Bromwell High is far fetched. What a pity that it isn't!</p> <p><b>Label:</b> 1 (positive)</p> <p><b>Instruction:</b> You are provided with a five-choice quiz. Your task is to correctly select the option that exactly corresponds to an instance from the train split of the IMDB dataset.</p> <p>When selecting the option, you must ensure that you follow the following rules:</p> <p>(1) You must ensure that you only generate a single option letter as your answer.  (2) If you do not know the dataset or the correct answer, you must select option "E) None of the provided options."</p> <p>Hint: While all the following options seem similar in terms of meaning, there is only one option that reflects the exact wording with respect to the original instance.</p> <p>---</p> <p><b>A)</b> Bromwell High is an animated comedy. It was broadcasted concurrently with other TV shows about the school experience, such as "Teachers". In my three and a half decades in the teaching realm, I've come to conclude that Bromwell High's mockery aligns more closely with the real world than "Teachers" does. The struggle to make ends meet, the young scholars who can see right through their teachers' pretentiousness, the triviality of the entire scenario, all remind me of the educational institutions I was familiar with and their pupils. When I viewed the episode where a student persistently tried to set the school on fire, I immediately reminisced about ..... at ..... High. A memorable quote: INSPECTOR: I'm here to terminate one of your teachers. STUDENT: Welcome to Bromwell High. I assume many people my age believe that Bromwell High is exaggerated. It's regrettable that it isn't!</p> <p><b>Label:</b> 1 (positive)</p> <p><b>B)</b> Bromwell High is a caricature comedy. It aired simultaneously with a few other programs about academia, like "Teachers". My 35-year tenure in the realm of education makes me think that Bromwell High's ridicule is far more truthful compared to "Teachers". The financial survival hustle, the perceptive pupils who can penetrate their pathetic teachers' grandiosity, the trivialities of the whole circumstance, all bring back memories of the educational institutions I was once part of and their learners. Upon watching the episode where a pupil repeatedly attempted arson on the school premises, I had an immediate flashback to ..... at ..... High. An iconic line: INSPECTOR: I have come to dismiss one of your teachers. STUDENT: Welcome to Bromwell High. I suspect many grown-ups of my generation presume that Bromwell High is overly dramatized. What a misfortune that it isn't so!</p> <p><b>Label:</b> 1 (positive)</p> <p><b>C)</b> Bromwell High is a cartoon comedy. It ran at the same time as some other programs about school life, such as "Teachers". My 35 years in the teaching profession lead me to believe that Bromwell High's satire is much closer to reality than is "Teachers". The scramble to survive financially, the insightful students who can see right through their pathetic teachers' pomp, the pettiness of the whole situation, all remind me of the schools I knew and their students. When I saw the episode in which a student repeatedly tried to burn down the school, I immediately recalled ..... at ..... High. A classic line: INSPECTOR: I'm here to sack one of your teachers. STUDENT: Welcome to Bromwell High. I expect that many adults of my age think that Bromwell High is far fetched. What a pity that it isn't!</p> <p><b>Label:</b> 1 (positive)</p> <p><b>D)</b> Bromwell High is a cartoon satirical show. It aired during the same period as some other series highlighting school experiences, such as "Teachers". Having spent 35 years in the teaching arena, I am inclined to feel that Bromwell High's lampooning is much closer to reality than "Teachers" can claim to be. The desperate need to stay solvent, the discerning students who can debunk their teachers' hollow vainglory, the trifling nature of the entire setting, all conjure up images of the schools I was associated with and their student body. Upon catching the serial where a student relentlessly tried to torch the school, instant reminiscence of ..... at ..... High came crashing down. A standout dialogue: INSPECTOR: I am here to discharge one of your teaching staff. STUDENT: Welcome to Bromwell High. I anticipate that a good number of adults in my age bracket view Bromwell High as excessively unrealistic. What a disappointment that it isn't!</p> <p><b>Label:</b> 1 (positive)</p> <p><b>E)</b> None of the provided options.</p> <p>---</p> <p><b>Answer:</b></p> <p><b>C</b></p>	<p><b>Original Dataset Instance:</b></p> <p><b>Review:</b> Bromwell High is a cartoon comedy. It ran at the same time as some other programs about school life, such as "Teachers". My 35 years in the teaching profession lead me to believe that Bromwell High's satire is much closer to reality than is "Teachers". The scramble to survive financially, the insightful students who can see right through their pathetic teachers' pomp, the pettiness of the whole situation, all remind me of the schools I knew and their students. When I saw the episode in which a student repeatedly tried to burn down the school, I immediately recalled ..... at ..... High. A classic line: INSPECTOR: I'm here to sack one of your teachers. STUDENT: Welcome to Bromwell High. I expect that many adults of my age think that Bromwell High is far fetched. What a pity that it isn't!</p> <p><b>Label:</b> 1 (positive)</p>

**Versions:** gpt-4-0613 and gpt-4-1106-preview  
**Detection:** Correct (option C)

**Instruction:** Your task is to create a four-choice quiz by replacing the words in the provided "Input Text" with their contextually relevant synonyms. The meaning and sentence structure of the four options must exactly match every detail in the Input Text. You must not include the provided Input Text as an option.

You must make sure that:

- (1) You generate distinct options based on the provided Input Text;
- (2) The only difference between options is word-level perturbations.
- (3) Options are ordered;
- (4) There is not any extra explanation;
- (5) You follow the following "Format" to generate options;
- (6) You comply with every specific symbol and letter detail in the given Input Text; and
- (7) All options retain the exact label from the Input Text, if there is one.

---

**Input Text:**

Summary: Michele Morgan, the French screen star and glamour icon who won the first best actress prize at the Cannes film festival, has died at the age of 96.

---

**Format:**

A)  
Summary:

B)  
Summary:

C)  
Summary:

D)  
Summary:

---

A)

Summary: Michele Morgan, the French film luminary and elegance symbol who claimed the first top actress award at the Cannes film festivity, has passed away at 96 years old.

B)

Summary: Michele Morgan, the Gallic cinema standout and attractive idol who procured the premier leading actress accolade at the Cannes film celebration, has expired at the age of ninety-six.

C)

Summary: Michele Morgan, the French movie sensation and charm emblem who achieved the inaugural best actress honor at the Cannes film gala, has deceased at the age of ninety-six.

D)

Summary: Michele Morgan, the French cinematic star and beauty icon who secured the first best actress distinction at the Cannes film event, has succumbed at the age of 96.

Figure 4: The zero-shot prompt employed for generating four word-level perturbations per dataset instance. The input text is replaced for each dataset instance, and GPT-4 is prompted to generate the four perturbations for each dataset instance individually at once. The format provided in the input prompt is adjusted based on a specific dataset/task, with column names in the dataset being used to denote distinct components of a dataset instance. For example, "Summary" is a column name in the XSum that is prepended to the instance shown above. Further, the requirements outlined in the prompt were established after conducting several experiments to ensure reliable generations by GPT-4. The example shown here is an example taken from the test partition of the XSum dataset along with its generated word-level perturbations, as illustrated earlier in Figure 1.

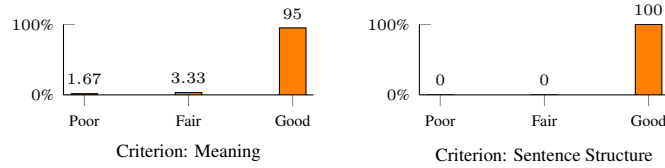


Figure 5: Percentage distribution of evaluation results for meaning and sentence structure of the generated word-level perturbations based on majority voting among three expert raters. The most common evaluation is *good* for both criteria.

of ratings provided. To determine the confidence intervals, we employ bootstrap resampling (Efron 1979; Efron and Tibshirani 1993; Efron 2003) with 10,000 iterations to estimate the 95% confidence intervals for percent agreement for each of the ratings (i.e., *good*, *fair*, and *poor*) utilized in evaluating the quality of the generated perturbations. Note that we opted not to use Cohen’s/Fleiss’ Kappa (Galton 1892; Cohen 1960; Scott 1955; Fleiss 1971) as our inter-rater reliability measure due to the high chance agreement in this task, attributed to the low variability in the assigned ratings.

The following presents the results for the overall percent agreement and per rating percent agreement for the *meaning* criterion:

- The overall percent agreement among all three expert raters is 86.67%, with a 95% confidence interval of 76.67%–95.00%.
- The percent agreement for the *good* rating among all three expert raters is 83.33%, with a 95% confidence interval of 73.33%–91.67%.
- The percent agreement for the *fair* rating among all three expert raters is 3.33%, with a 95% confidence interval of 0.00%–8.33%.
- The percent agreement for the *poor* rating among all three expert raters is 0.00%, with a 95% confidence interval of 0.00%–0.00%.

Also, the following outlines the results of the percent agreements for the *sentence structure* criterion:

- The overall percent agreement among all three expert raters is 93.33%, with a 95% confidence interval of 86.67%–98.33%.
- The percent agreement for the *good* rating among all three expert raters is 93.33%, with a 95% confidence interval of 86.67%–98.33%.
- The percent agreement for the *fair* rating among all three expert raters is 0.00%, with a 95% confidence interval of 0.00%–0.00%.
- The percent agreement for the *poor* rating among all three expert raters is 0.00%, with a 95% confidence interval of 0.00%–0.00%.

Note that the percent agreement for the *fair* and *poor* ratings is substantially low for both criteria because perturbations were consistently evaluated as *good* by raters, resulting in low variability in ratings. Hence, while the studied subset offers reliable agreement for the predominant rating (*good*), the agreement on less common ratings (*fair* and *poor*) still requires a larger subset to be meaningful.

As an additional assessment, we implement a majority voting among the ratings provided by the raters. In this evaluation, if a tie occurs, we consider the lower quality recognized by the raters. Figure 5 illustrates the percentage distribution for each criterion—meaning and sentence structure—upon conducting majority voting. The results reveal that the majority of the distribution across the three ratings (i.e., *good*, *fair*, and *poor*) is rated as *good* for both meaning and sentence structure, at 95.00% and 100%, respectively. As a result, the most common evaluation for both criteria for the generated perturbations, based on the majority vote, is *good*. In this context, *good*, as defined by the provided instruction, indicates that perturbations convey the same meaning as the original dataset instance while only exhibiting differences at the word level. Additionally, *good* for sentence structure implies that perturbations adhere to every exact symbol and letter aspect within the original dataset instance.

Therefore, based on the comprehensive analysis provided, we conclude that GPT-4, utilized in our case as a tool to automate the creation of word-level perturbations (quiz options), consistently generates word-level perturbations of satisfactory quality in terms of both meaning and sentence structure. These perturbations meet the criteria outlined in our methodology for establishing a setting in which memorization can be induced through quiz options effectively.

## C Evaluation under Non-verbatim Contamination

Our DCQ is primarily designed to pinpoint verbatim contamination. Nevertheless, examining its behavior under non-verbatim contamination is equally important to investigate any potential overestimation or underestimation. For this, we revisit the insights from Subsection 4.1 and particularly focus on Figure 2. This figure depicts the impact on the selection frequency distribution of options when new word-level perturbations are included among the quiz options in comparison to BDQ—a quiz that uncovers positional biases. Notably, these new word-level perturbations can be viewed as non-verbatim contamination, as the model has not seen them before.

Upon including these new word-level perturbations among quiz options, from all four dataset partitions, it is clear that all scenarios in which the least-chosen option in BDQ is replaced with new word-level perturbations (blue bar charts) maintain a high degree of consistency with the initial selection frequency distribution of quiz options in the BDQ (green bar charts). This experiment thus demonstrates that under non-verbatim contamination, our DCQ remains robust and reliable without any considerable changes in the selection frequency distribution of options compared to the positional biases, thereby effectively avoiding any potential overestimation or underestimation of contamination under non-verbatim scenarios.

## D Experimental Setup

**Data.** We explore diverse evaluation settings throughout the paper. As a result, for more clarity, we provide dataset specifics for each evaluation and associated part in the following separately.

Subsection 4.1 & Appendix C: To examine the initiation of memorization in LLMs via quiz options and controlling overestimation and underestimation due to positional biases, as well as the behavior of DCQ under non-verbatim conditions, we use two of the contaminated datasets reported by Golchin and Surdeanu (2024): AG News (Zhang et al. 2015) and WNLI (Wang et al. 2018). Specifically, we use the train and test sets of the former and the train and validation sets of the latter dataset.

Subsection 4.2: In our systematic contamination experiment, we utilize the train sets from two uncontaminated datasets—MeetingBank (Hu et al. 2023) and AuTextification (Sarvazyan et al. 2023)—both released in 2023, and thus, are unexposed to GPT-3.5. Also, our experiment involving reported contamination uses the test split from the HumanEval (Chen et al. 2021), the validation split from the DROP (Dua et al. 2019), and the train split from the GSM8k (Cobbe et al. 2021).

Subsection 4.3 & Appendix F: For both wild experimental and reciprocal evaluations of our DCQ, we exploit the same datasets as used by Golchin and Surdeanu (2024) for their data contamination analysis. This includes IMDB (Maas et al. 2011), AG News (Zhang et al. 2015), Yelp Full Reviews (Zhang et al. 2015), SAMSum (Gliwa et al. 2019), XSum (Narayan et al. 2018), WNLI (Wang et al. 2018), and RTE (Wang et al. 2019). Our experiments focus on the test splits of these datasets except for WNLI and RTE, where we use validation sets due to the unavailability of their test sets.<sup>14</sup>

Preparation of instances for the DCQ involves formatting each instance as per the task of its dataset: for the classification task, an instance includes the text along with its exact label; for the natural language inference task, it contains the premise, hypothesis, and precise label; for summarization task, summaries without related documents; and so on. In general, we format each instance such that, if disclosed during the pre-training stage, it can skew the model’s performance and generalizability.

To conduct DCQ, we select a subsample of  $k = 100$  unique instances for all the experiments within this paper. If there are fewer than 100 instances in a partition, we leverage the entire set. Using GPT-4, we produce four distinct word-level perturbations for each subsampled instance in question.

---

<sup>14</sup>More information on datasets is available in Appendix G.

**Setting.** For all experiments involving GPT-4 and GPT-3.5, we leverage the snapshots of `gpt-4-0613` and `gpt-3.5-turbo-0613`, accessed through the OpenAI API. When generating word-level perturbations, we adjust the temperature for GPT-4 to 1.00—the default value for generative tasks such as conversation and storytelling<sup>15</sup>—to encourage diversity, and cap the completion length to 4,000 tokens. In contrast, when submitting all quizzes (i.e., BDQ and BCQ), we set the temperature to zero—promoting deterministic output given the provided options—with a token limit of one.

**Comparative Framework.** We compare our DCQ against the replication-based method proposed by Golchin and Surdeanu (2024). This choice is due to several key reasons: (1) Their detection method is capable of operating in a fully black-box setting, without access to pre-training data and model weights/logits, which aligns well with our research requirements; (2) Although this method was originally designed to detect contamination at the partition level, it is the only existing method that can be adapted beyond binary detection to quantify contamination by calculating the proportion of exact and near-exact matches that this method can replicate; and (3) This strategy is both dataset- and language-agnostic, making it broadly applicable to our experiments, unlike other methods which are either dataset- or language-specific (Roberts et al. 2023; Shi et al. 2024; Oren et al. 2024, *inter alia*).

In particular, we employ their top-performing strategy (guided instruction with GPT-4 evaluation) for detecting contamination, treating both exact and near-exact matches as contamination instances alike. Throughout our experiments using this approach, we set the temperature to zero and cap the token limit at 500. We also create random-length initial segments of dataset instances by randomly deriving them from a range spanning 40% to 70% of each instance’s length, based on the white space count. We selected this range as it yielded the highest levels of memorization when replicating instances using the LLMs under investigation.

## E Continued Training of GPT-3.5 Base Model for Systematic Contamination

To contaminate the base model of GPT-3.5, we utilize the `gpt-3.5-turbo-0613` snapshot. We conduct continued training on the GPT-3.5 base model by submitting a fine-tuning job through the OpenAI API. Although the model provider refers to this option as fine-tuning, our methodology deviates from the standard fine-tuning procedure. In fact, our main goal here is to emulate the data exposure that LLMs potentially experienced during their pre-training phase when encountering web data. To achieve this, we employ all data formats used in the study by Golchin and Surdeanu (2024) to introduce contamination to the GPT-3.5 base model. Each dataset instance is formatted according to the provided formats, embedding both the dataset name and the associated partition from which it originates as metadata. It is important to emphasize that this type of training differs from instruction fine-tuning, as we do not infuse any specific instructions within the data we use for further training.

Due to our project’s budget constraints and our focus on a manageable number of training instances, we chose to work with two datasets similar to the datasets we leveraged throughout the paper to assess the performance of our proposed DCQ. In particular, we select 1,000 random samples from the training splits of the MeetingBank (Hu et al. 2023) and AuTextification (Sarvazyan et al. 2023) datasets to contaminate GPT-3.5. We maintain all default hyperparameters set by OpenAI during our continued training phase, including the number of epochs set to three. After completing continued training, we utilize specific checkpoints provided by OpenAI to conduct our experiments. For each experiment, the GPT-3.5 base model is individually contaminated using the respective dataset partitions, resulting in two separate checkpoints, each associated with one of the aforesaid datasets.

As previously stated, we conduct continued training on the GPT-3.5 base model using the default hyperparameters recommended by its provider. Acknowledging that various factors, such as the number of epochs, learning rate, and batch size, can influence memorization in LLMs, we reserve the discussion about the impact of these factors for future studies. This decision stems from the limited budget of our project, the expensive nature of experiments with proprietary LLMs, and the main focus of this research on the topic of data contamination, rather than memorization.

---

<sup>15</sup><https://platform.openai.com/playground>

**Original Dataset Instance:**

**Summary:** Michele Morgan, the French screen star and glamour icon who won the first best actress prize at the Cannes film festival, has died at the age of 96.

**Human Eval.:** Exact Match

**Instruction:** You are provided with the first piece of a one-sentence summary from the test split of the XSum dataset. Finish the second piece of the summary as exactly appeared in the dataset. Only rely on the original form of the summary in the dataset to finish the second piece.

**First Piece:** Michele Morgan, the French screen star and glamour icon who won the first best actress prize

**Second Piece:**  
at the Cannes film festival, has died at the age of 96.

Figure 6: An exact replica generated for an instance from the test split of the XSum dataset, previously shown in Figure 1. In this example, GPT-4 is the base model.

## F Reciprocal Evaluation with Replicated Instances

To broaden our evaluation, we carry out a reciprocal evaluation between the generated answers from our DCQ and all the replicated instances by our comparative framework (Golchin and Surdeanu 2024). They showed that when an LLM is tasked with completing the initial segment of a dataset instance, the presence of contamination is revealed if the completion produced by the LLM matches, either exactly or closely, the subsequent segment of the dataset instance. Based on this insight, we cross-reference the answers generated by the LLMs in our DCQ with all instances that were either exactly or near-exactly replicated in all our experiments throughout this paper. This includes all the experiments mentioned in Table 1, 2, and 3. Our findings confirm that in all scenarios that resulted in exact or near-exact replicas, the LLMs in question (GPT-4 and GPT-3.5) consistently opted for the correct options in DCQ. For example, in Figure 1, GPT-4 recognizes the correct option in DCQ for an instance that is exactly replicated using the replication-based strategy (Golchin and Surdeanu 2024), as shown in Figure 6. This experiment further supports the reliability of our DCQ, implying that correct answers in DCQ are produced by LLMs due to the existence and recognition of memorization.

## G Detailed Description of Datasets

**IMDB Movie Reviews Dataset.** The IMDB Movie Reviews Dataset comprises a well-balanced collection of 50,000 movie reviews specifically designed for sentiment analysis tasks. This dataset is evenly divided, featuring 25,000 reviews designated for training and another 25,000 for testing purposes, with an equal distribution of positive and negative sentiments. Positive reviews are characterized by ratings of 7 out of 10 or higher, while reviews with ratings of 4 or lower are classified as negative.

**AG News Dataset.** Serving as a standard benchmark, the AG News dataset includes a variety of news articles from the comprehensive AG’s corpus website, categorized neatly into four distinct sections: world, sports, business, and science/technology. With a total of 496,835 articles sourced from over 2,000 news outlets, the dataset provides an extensive learning ground. Each category is well-represented, with 30,000 training articles and 1,900 articles for testing.

**Yelp Dataset.** Originating from the 2015 Yelp Dataset Challenge, this expansive dataset encompasses 1,569,264 reviews, complete with textual feedback. It underpins two separate classification challenges: one that predicts the number of stars a user has awarded, and another that discerns the sentiment polarity of the review. Reviews with 1- and 2-star ratings are deemed negative, whereas those with 3- and 4-star ratings are considered positive. For the detailed star rating task, there are 130,000 training and 10,000 testing examples for each star category. The polarity task is similarly structured, with 280,000 training and 19,000 testing examples evenly distributed among the sentiment classes.

**Recognizing Textual Entailment (RTE) Dataset.** The RTE dataset is an amalgamation of data from several textual entailment challenge editions: RTE1 (Dagan et al. 2005), RTE2 (Haim et al. 2006), RTE3 (Giampiccolo et al. 2007), and RTE5 (Bentivogli et al. 2009). These collections, featuring examples derived mainly from news and Wikipedia texts, were standardized into a binary classification framework for simplicity. Instances that were originally categorized under three classes

were restructured, merging “neutral” and “contradiction” into a single “not entailment” class. Altogether, the RTE dataset offers 2,490 training instances, 277 for validation, and 3,000 for testing.

**Winograd Natural Language Inference (WNLI) Dataset.** The WNLI dataset, rooted in the Winograd Schema Challenge (Levesque et al. 2012), presents a set of sentence pairs to challenge natural language understanding systems, specifically targeting the ability to resolve pronouns within context. Although the training set is balanced, the test set is not, comprising 635 training instances, 146 test instances, and 71 validation instances.

**SAMSum Dataset.** Curated by linguists at the Samsung R&D Institute Poland, the SAMSum dataset consists of approximately 16,000 English messenger-style conversations, each accompanied by a third-person summary. These dialogues mirror the diverse range of styles, registers, and subjects found in real-world messaging interactions. Typically involving two participants, the dialogues vary in length, with utterances ranging from 3 to 30 per conversation.

**Extreme Summarization (XSum) Dataset.** The XSum dataset provides a platform for evaluating abstractive single-document summarization systems. Its purpose is to create succinct, one-sentence summaries encapsulating the essence of each article, effectively answering the question, “What is the article about?” This compilation includes 226,711 news articles, each with an associated one-sentence summary, drawn from a spectrum of domains represented in BBC articles from 2010 to 2017. The established random split allocates 204,045 documents for training (90% of the dataset), 11,332 for validation, and 11,334 for testing, accounting for 5% each of the entire dataset.

**Automated Text Identification (AuTextTification) 2023 Dataset.** The AuTextTification dataset involves two distinct challenges. The first challenge is to identify whether a piece of text is human-written or produced by a large language model. The second challenge requires detecting which of six different text generation models produced a given machine-generated text. These models include BLOOM-1B1 (Scao et al. 2022), BLOOM-3B (Scao et al. 2022), BLOOM-7B1 (Scao et al. 2022), Babbage (Brown et al. 2020), Curie (Brown et al. 2020), and text-davinci-003 (Brown et al. 2020). The AuTextTification 2023 dataset is extensive, featuring over 160,000 texts in both English and Spanish, spanning five domains: tweets, reviews, news articles, legal, and how-to articles.

**MeetingBank Dataset.** MeetingBank is a comprehensive benchmark dataset drawn from the city council meetings of six major cities in the United States. It includes a collection of 1,366 meetings, amounting to over 3,579 hours of video. The dataset is further enriched with transcripts, PDF files of meeting minutes, agendas, and additional metadata. Typically, a council meeting spans 2.6 hours, with its transcript featuring more than 28,000 tokens, making this dataset a good resource for testing meeting summarization applications and for mining structured data from meeting videos. For benchmarking, the dataset offers 6,892 instances of segment-level summarization, distributed across training, validation, and testing sets—5,169 instances for training, 861 for validation, and 862 for testing.

**HumanEval Dataset.** The HumanEval dataset is a collection of 164 hand-written programming problems designed to assess the capabilities of language models in generating correct and efficient code. Developed by OpenAI, this dataset includes a broad range of problems that require understanding complex problem statements and generating solutions in Python programming language. Each problem in HumanEval comes with a prompt describing the task, a signature of the function to be implemented, and several test cases that are used to automatically verify the correctness of the generated code solutions. The dataset is primarily used to benchmark the performance of models on code synthesis tasks. It tests for various aspects of programming proficiency including algorithmic thinking, code efficiency, understanding of programming language nuances, and the ability to deal with edge cases.

**Discrete Reasoning Over Paragraphs (DROP) Dataset.** The DROP dataset challenges models with complex questions that require understanding, manipulating, and reasoning about information in passages. This crowdsourced and adversarially-created dataset boasts about 96,000 questions, split into roughly 77,000 for training, 9,500 for development, and a test set of similar size. Questions involve tasks like resolving references, performing discrete operations (addition, counting, sorting), and drawing conclusions, pushing models beyond simple matching or paraphrasing.

**Grade School Math 8k (GSM8k) Dataset.** The GSM8k dataset stands as a carefully curated collection that contains 8,500 linguistically rich grade school math word problems, meticulously created by humans. The collection is organized into two segments: 7,500 examples are set aside for train-

ing purposes, while the remaining 1,000 are earmarked for testing. These problems exhibit a range of complexities, necessitating anywhere from 2 to 8 sequential steps for their resolution. For the most part, solving these problems involves conducting a series of fundamental arithmetic operations—specifically addition, subtraction, multiplication, and division—to arrive at the final solution. This dataset serves as an exemplary resource for endeavors that require multi-step mathematical reasoning.