

1-Lipschitz Neural Networks are more expressive with N-Activations

Bernd Prach

Institute of Science and Technology Austria (ISTA)
Klosterneuburg, Austria
bprach@ist.ac.at

Christoph H. Lampert

Institute of Science and Technology Austria (ISTA)
Klosterneuburg, Austria
chl@ist.ac.at

Abstract—A crucial property for achieving secure, trustworthy and interpretable deep learning systems is their robustness: small changes to a system’s inputs should not result in large changes to its outputs. Mathematically, this means one strives for networks with a small *Lipschitz constant*. Several recent works have focused on how to construct such *Lipschitz networks*, typically by imposing constraints on the weight matrices. In this work, we study an orthogonal aspect, namely the role of the activation function. We show that commonly used activation functions, such as *MaxMin*, as well as all piece-wise linear ones with two segments unnecessarily restrict the class of representable functions, even in the simplest one-dimensional setting. We furthermore introduce the new \mathcal{N} -activation function that is provably more expressive than currently popular activation functions.

Index Terms—Lipschitz networks, robustness, expressiveness

I. INTRODUCTION

In recent years, deep neural networks have achieved state-of-the-art performances in most computer vision tasks. However, those models have a (maybe surprising) shortcoming: very small changes to an input of a model, usually invisible to the human eye, can change the output of the model drastically. This phenomenon is known as *adversarial examples* [1].

The fact that humans can easily create small adversarial perturbations and fool deep networks makes it hard to trust those models when used in the real world. Furthermore, it could lead to security issues in high-stakes computer vision tasks, for example in autonomous driving. Finally, the existence of adversarial examples is a big problem for interpretability, and it makes it very hard to find explanations that are truthful to the model and at the same time useful to humans (see e.g. [2]). Therefore, there has been a large interest in training deep networks that are more robust to small changes in the input.

One way of making models more robust is *adversarial training* [3]. In adversarial training, adversarial examples are constructed during training and added to the training set in order to make the model more robust. However, whilst adversarial training does make it harder to find adversarial examples at inference time, it lacks guarantees of whether they do exist. We do believe that having some guarantees can be very important. Another method that does give guarantees is *randomized smoothing* [4]. In randomized smoothing, at inference time, one adds random noise to an input before classifying it. This is done thousands of times for each image, and the majority vote is taken. This procedure does guarantee

the robustness of the system, however, it comes with a huge computational overhead at inference time.

Therefore, we believe that the most promising way to obtain robust models is by restricting the Lipschitz constant of a model. Early approaches tried to accomplish this using regularization [5] or weight clipping [6]. However, these were replaced by approaches that actually give guarantees of robustness [7]–[14]. These models usually restrict the Lipschitz constant of a model to be at most 1 by restricting the Lipschitz constant of each individual layer.

Such *1-Lipschitz models* are provably robust, however, their empirical performance is much worse than what we might hope for. This is even true on very simple tasks and for fairly small perturbations of the input. This raises the question if this task is just inherently very difficult, or if there is a theoretical shortcoming in our current approaches that prevents them from reaching better performance.

In this paper, we will show that there actually is a shortcoming. We prove that the activation function commonly used in such 1-Lipschitz networks, *MaxMin* [8], does not allow them to express all functions that we might expect such networks to be able to express. In particular, we show (theoretically and experimentally) that 1-Lipschitz networks with *MaxMin* activation functions can not even express a very simple 1-dimensional (1-Lipschitz) function!

To overcome the shortcoming, we introduce an activation function that (provably) can express any reasonable 1-dimensional function. We call it the \mathcal{N} -activation. Apart from providing a theoretical guarantee, we also show empirical results. In particular, we show that the \mathcal{N} -activation is a competitive replacement for the *MaxMin* activation in the task of certified robust classification.

In summary, we show a shortcoming with currently popular activation functions, both empirically and experimentally. Then we propose an activation function that provably overcomes this limitation.

II. BACKGROUND AND DEFINITIONS

Before discussing our main results and related work, we introduce some notation and terminology. We call a layer, a

network or a function, $f : \mathbb{R}^n \rightarrow \mathbb{R}^m$, 1-Lipschitz¹ if

$$\forall x, y \in \mathbb{R}^n, \quad \|f(x) - f(y)\|_2 \leq \|x - y\|_2, \quad (1)$$

Examples of 1-Lipschitz functions are linear functions $x \mapsto Ax$ for which the matrix A has *operator norm* no bigger than 1, as well as many common activation functions, such as *ReLU*, *absolute value*, or *MaxMin* [8] (see Equation (5)). From the definition in Equation (1) it follows directly that the concatenation of 1-Lipschitz functions is 1-Lipschitz again. This provides an immediate mechanism to construct 1-Lipschitz neural networks: one simply alternates linear operations with suitably constrained weights matrices with any choice of 1-Lipschitz activation function. We will use shorthand notation *MaxMin*-networks for such 1-Lipschitz networks with *MaxMin*-activation function, etc.

In this work, we are particularly interested in the predictive power of 1-Lipschitz networks. Clearly, there are principled restrictions on the kinds of functions that these can express. In particular, if the activation function is continuous and piece-wise linear, the whole network will also only be able to express continuous piece-wise linear functions. Also, by construction, the network can of course only express 1-Lipschitz functions. Within those two restrictions, though, the networks should ideally be able to express any function.

Formally, we call a function *1-CPWL*, if it is 1-Lipschitz, continuous and piece-wise linear with finitely many segments. We say an activation function can *express* a function f if we can write f using only 1-Lipschitz linear operations and the activation function. We call an activation function that can *express* all *1-CPWL* functions *1-CPWL-universal* (short: *universal*).

With this notation, the key questions we are interested in can be formulated as: **Do the classes of expressible functions differ between different activation functions?** and **Does there exist a universal activation function?**

III. RELATED WORK

A. 1-Lipschitz linear layers

A number of designs for networks with Lipschitz constant 1 have been proposed in recent years, including [8], [11]–[16]. They often focus on how to parameterize the linear layers of a network efficiently. We will describe details here for three particular methods, that we use in this paper to evaluate our results.

The *Almost Orthogonal Lipschitz (AOL)* method [14] uses a rescaling-based approach in order to make fully connected as well as convolutional layers 1-Lipschitz. Mathematically, for a parameter matrix P , they define a diagonal matrix D with

$$D_{ii} = \left(\sum_j |P^\top P|_{ij} \right)^{-1/2}. \quad (2)$$

¹We will exclusively consider the Lipschitz property with respect to the L_2 -norm in this work.

Then they show that the linear layer given as $f(x) = PDx + b$ is 1-Lipschitz. They also extend this bound and propose a channel-wise rescaling that guarantees convolutions to be 1-Lipschitz.

Convex Potential Layers (CPL) [15] is another method of parameterizing 1-Lipschitz layers. The proposed 1-Lipschitz layer is given as

$$f(x) = x - \frac{2}{\|P\|_2^2} P^\top \sigma(Px + b), \quad (3)$$

for P a parameter matrix, and σ a non-decreasing 1-Lipschitz function, usually ReLU. Here, the spectral norm is usually computed using power iterations.

A third method, *Skew Orthogonal Convolutions (SOC)* [17] produces layers with an orthogonal Jacobian matrix. The SOC layer can be written as

$$f(x) = x + \frac{P \star x}{1!} + \frac{P \star^2 x}{2!} + \dots + \frac{P \star^k x}{k!} + \dots, \quad (4)$$

where $P \star^k$ denotes application of k convolutions with kernel P . When the kernel, P , is skew-symmetric, then the Jacobian of this layer is orthogonal. For their experiments, the authors use a truncated version of Equation (4), with 5 terms during training and 12 during inference.

For an overview of further methods of parameterizing 1-Lipschitz linear layers see e.g. [18].

B. Shortcomings of the 1-Lipschitz setup

Whilst a lot of work has focused on parameterizing 1-Lipschitz linear layers so far, much less work has focused on the problems and shortcomings of 1-Lipschitz networks in general, as well as shortcomings with the architectural decisions often made in current 1-Lipschitz networks.

Some works have looked into general limitations of robust networks. For example, [19], [20] showed that in order to perfectly interpolate noise in the training data in a robust way, one does require many times more parameters than data points. However, we are not interested in achieving zero training loss, but we care about the generalization performance, so their theory is not applicable in our scenario. Similarly, [21] showed that there exist data distributions for which a simple robust classifier exists, however, any 1-Lipschitz score-based classifier requires to fit a much more complicated function with many more non-linearities.

There is some work (such as [22]) that provides results for different norms (like L_∞), however, in this paper, we are only interested in 1-Lipschitz networks with respect to the L_2 norm.

As shown by [23] any 1-Lipschitz function (with one output) can be approximated (arbitrarily well) by a neural network in a way that the approximation is also 1-Lipschitz. However, we are more interested in 1-Lipschitz neural network with the commonly used design where every single layer is 1-Lipschitz, and all intermediate representations are 1-Lipschitz transformations of the inputs as well.

For the L_2 norm and for networks consisting purely of 1-Lipschitz layers, early on, [8] observed that the otherwise popular ReLU activation function is not a good choice in this context. They showed that 1-Lipschitz ReLU networks are not able to fit even some simple functions, such as the absolute value function. As an improvement, the authors suggested *GroupSort* with its special case of *MaxMin*, given as

$$\text{MaxMin}\left(\begin{pmatrix} x \\ y \end{pmatrix}\right) = \begin{pmatrix} \max(x, y) \\ \min(x, y) \end{pmatrix}, \quad (5)$$

and proved a result of universal approximation. However, for this result they constraint the operator norm of the weight matrices using the L_∞ norm instead of the L_2 norm.

Other activations such as *Householder activations* [24] have been proposed to improve results with 1-Lipschitz networks, however, e.g. [25] showed that the corresponding networks do represent the same set of functions as MaxMin-networks.

Finally, as a very promising direction, [26] used (parameterized) linear splines as an activation function in 1-Lipschitz networks. Building on this work, [27] showed that 1-Lipschitz linear splines with 3 linear regions are *universal* as an activation function in 1 dimension. However, training spline-networks with a general parameterization seems difficult in practice, and [25] use three different learning rates as well as auxiliary loss functions in order to do that. As one of our contributions, we will show that we can further restrict the set of splines that can be learned to have a specific structure, without restricting the class of functions the network can express.

IV. THEORETICAL RESULTS

In this section, we present our main results, namely that already for functions with one-dimensional input and output the answer to both of the questions we asked in Section II is *yes*. First, in Section IV-A we show that the commonly used activation functions are not able to express all *1-CPWL* functions. Then, in Section IV-B, we introduce a new activation function, called \mathcal{N} -activation, and show that \mathcal{N} -activation networks are indeed able to express any *1-CPWL* one-dimensional function.

A. Limitations of the existing activation functions

Our first result is that a whole class of activation functions, namely *1-CPWL* functions with 2 segments are not *universal*:

Theorem 1. *No 2-piece 1-CPWL activation is universal.*

In order to prove this theorem, it is enough to show that there exists a 1-dimensional, *1-CPWL* function that cannot be expressed by any network with such activation functions. There is in fact a simple function that can not be expressed; we call it the \mathcal{N} -function. It is given as:

$$\mathcal{N}(x) = \begin{cases} x + 1 & \dots & x \leq -\frac{1}{2} \\ -x & \dots & -\frac{1}{2} \leq x \leq \frac{1}{2} \\ x - 1 & \dots & \frac{1}{2} \leq x. \end{cases} \quad (6)$$

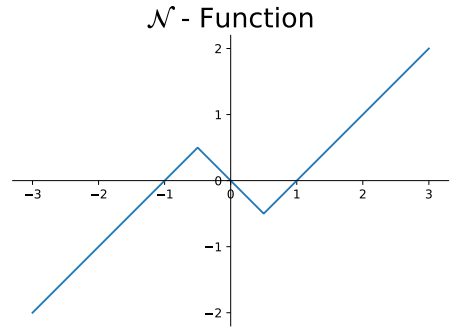


Fig. 1. A plot of the \mathcal{N} -function.

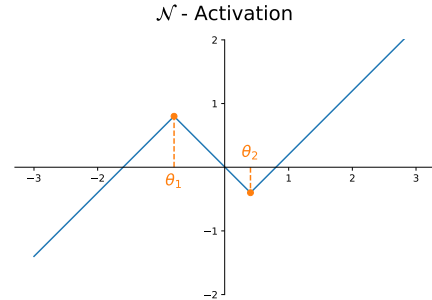


Fig. 2. A plot of the \mathcal{N} -activation with parameters θ_1 and θ_2 .

It is visualized in Fig. 1. It has the property that the average gradient between $-x$ and $+x$ converges to 1 when x goes to infinity, and we show that this property cannot be achieved with absolute value networks. This then proves Theorem 1 since any 2-piece *1-CPWL* activation function can be written as a linear (and 1-Lipschitz) combination of an absolute value-activation and the identity map (with suitable biases).

Theorem 1 implies that activation functions such as ReLU, leaky ReLU and absolute value are not *universal*. Furthermore, in Equation (23) we show that we can write MaxMin-activations using orthogonal matrices and a combination of identity connections and absolute value activations. Therefore, Theorem 1 also implies that MaxMin-activations are not *universal*:

Corollary 1. *MaxMin-activations are not universal.*

B. The \mathcal{N} -Activation is universal in 1D.

In order to be able to express the \mathcal{N} -function, we will define an activation that is more expressive than MaxMin. Inspired by the \mathcal{N} -function, we define the (parameterized) \mathcal{N} -activation:

$$\mathcal{N}(x; \theta_1, \theta_2) = \begin{cases} x - 2\theta_{\min} & \dots & x \leq \theta_{\min} \\ -x & \dots & \theta_{\min} \leq x \leq \theta_{\max} \\ x - 2\theta_{\max} & \dots & \theta_{\max} \leq x, \end{cases} \quad (7)$$

where $\theta_{\max} = \max(\theta_1, \theta_2)$ and $\theta_{\min} = \min(\theta_1, \theta_2)$. For a visualization of the \mathcal{N} -activation see Fig. 2.

In our arguments, we will allow θ_1 to be $-\infty$. In this case, the \mathcal{N} -activation is equal to the absolute value activation when $\theta_2 = 0$, so this is equivalent to allowing a network to use a combination of \mathcal{N} -activations (with θ_1 and θ_2 finite) and absolute value activations. Note that for bounded inputs, setting θ_1 to some negative value with high magnitude will have the same effect as (theoretically) setting it to $-\infty$. Also note that setting $\theta_1 = \theta_2 = 0$ allows us to express the identity map using an \mathcal{N} -activation.

A network using the \mathcal{N} -activation is trivially able to fit the \mathcal{N} -function, but furthermore, the \mathcal{N} -activation is *universal*: It can express any 1-dimensional, *1-CPWL* function:

Theorem 2. *\mathcal{N} -activations are universal in 1D. Specifically, any 1-CPWL, 1-dimensional function with k non-linearities can be represented by a network of width 2 consisting of $(k+5)$ linear layers and $(\frac{3}{2}k + 5)$ \mathcal{N} -activations.*

The proof can be found in Sec. B. We first show that we can express *increasing 1-CPWL* functions using k linear layers and $(k - 1)$ \mathcal{N} -activations. Then we show that each function with $2l$ local extreme points can be expressed by applying the \mathcal{N} -activation to some function with $2l - 2$ local extreme points, and that allows us to use induction to show that we can express functions with any number of extreme points. Finally, we need 3 absolute value activations to adjust the slope of a function before the first and after the last non-linearity.

V. EXPERIMENTAL SETUP

A. Fitting the \mathcal{N} -function

We first designed a toy experiment to show that not only is it theoretically impossible to exactly express the \mathcal{N} -function, but also approximating the \mathcal{N} -function well with MaxMin-networks seems impossible, even when the inputs are bounded. To show this, we train networks to fit the \mathcal{N} -function on the interval $[-3, 3]$. As a training set, we sample 1000 points uniformly from $[-3, 3]$, and obtain the targets by applying the \mathcal{N} -function. We try to fit this data using networks with different activation functions. Each network consists of 3 dense layers with activation functions in between. We use AOL to constrain the linear layers to be 1-Lipschitz. The layers are of width 40. We optimize each network using Nesterov SGD with learning rate 0.01 and momentum of 0.9, with a batch size of 100 for 1000 epochs. We fit each of the networks to our training set using mean squared error, and also report the mean squared error on the training set for the different models.

B. Certified Robust Classification

In order to confirm that our method does not only work in theory and in constructed toy problems, we also compare our activation function to MaxMin in the standard task for evaluating 1-Lipschitz models: Certified Robust Classification.

In certified robust classification we do not only aim for models that classify inputs correctly. We furthermore want to be able to guarantee that no perturbations with magnitude

TABLE I
LEARNING RATES USED FOR DIFFERENT LAYER TYPES.

Layer Type	Learning Rate
AOL	$10^{-1.6}$
CPL	$10^{-0.4}$
SOC	$10^{-1.0}$

bounded by some predefined value can change the class a model predicts. Mathematically, an input is classified *certifiably robustly* with radius ϵ by a model if we can show that no perturbation of size at most ϵ can change the prediction of the model. The certified robust accuracy measures the proportion of test examples that are classified correctly as well as certifiably robustly. For 1-Lipschitz models we can use the 1-Lipschitz property to easily evaluate if an example is classified certifiably robustly: We only need to consider the difference between the highest two scores generated by the model. If it is large enough we can be sure that no small perturbation can change the order of those scores, and therefore the class predicted by the model can not change. For details see [7].

It is not obvious that higher expressiveness leads to better certified robust accuracy. However, we do use a loss function that encourages high robust accuracy on the training data. We hope that the fact that \mathcal{N} -activation-networks are more expressive than MaxMin-networks will allow \mathcal{N} -activation-networks to obtain a lower loss. In 1-Lipschitz networks, it generally seems the case that fitting the training data is a bigger challenge than generalizing. Therefore we hope that a more expressive model will also have a higher certified robust accuracy.

In this paper, our main focus is on certified robust accuracy with $\epsilon = 36/255$. We optimize the hyperparameters (specifically learning rate, see Table I) with respect to this metric, and also report results with this value of ϵ in our figures.

For our experimental setup, we largely follow [18], including architecture, loss function hyperparameters as well as implementations. We describe the details of our experiments below.

1) *Architecture*: Our architecture is similar to the medium-sized (M) architecture from [18]. It is a relative standard convolutional architecture, where the number of channels doubles whenever the resolution is reduced. All convolutional layers have the same input and output size, which is achieved by using ZeroChannelConcatenation layers to append channels with value 0 to an input, and FirstChannels(c) layers, that return the first c channels of the input and ignore the rest. We use ConcatenationPooling to reduce the image size. In our architecture the ConcatenationPooling takes all values from a $2 \times 2 \times c$ patch and stacks them into one vector of size $1 \times 1 \times 4c$. Note that this layer is very similar to the *PixelUnshuffle* layer of PyTorch, however, it differs in the order of channels of

TABLE II
ARCHITECTURE USED, DEPENDING ON WIDTH PARAMETER w AND NUMBER OF CLASSES c . A DESCRIPTION OF THE *ConvBlock* CAN BE FOUND IN TABLE III.

Layer name	Output size
ZeroChannelConcatenation	$32 \times 32 \times w$
1×1 Convolution	$32 \times 32 \times w$
Activation	$32 \times 32 \times w$
ConvBlock($k = 3$)	$16 \times 16 \times 2w$
ConvBlock($k = 3$)	$8 \times 8 \times 4w$
ConvBlock($k = 3$)	$4 \times 4 \times 8w$
ConvBlock($k = 3$)	$2 \times 2 \times 16w$
ConvBlock($k = 1$)	$1 \times 1 \times 32w$
1×1 Convolution	$1 \times 1 \times 32w$
FirstChannels(c)	$1 \times 1 \times c$
Flatten	c

TABLE III
CONVOLUTIONAL BLOCK. WE SHOW ConvBlock(k), FOR INPUT SIZE $s \times s \times w$ AND KERNEL SIZE k .

Layer name	Output size
$5 \times \left\{ \begin{array}{l} k \times k \text{ Convolution} \\ \text{Activation} \\ \text{FirstChannels}(w/2) \\ \text{ConcatenationPooling} \end{array} \right.$	$s \times s \times w$ $s \times s \times w$ $s \times s \times w/2$ $s/2 \times s/2 \times 2w$

the output. For an overview of the architecture see Tables II and III.

2) *Loss function*: We use the loss function proposed in [14]. Like [18] we set the *offset* parameter u to $2\sqrt{2}\epsilon$, for $\epsilon = 36/255$, and the *temperature* parameter t to $1/4$. The loss function is defined as

$$\mathcal{L}(\mathbf{x}, \mathbf{y}) = \text{crossentropy} \left(\mathbf{y}, \text{softmax} \left(\frac{\mathbf{x} - u\mathbf{y}}{t} \right) \right) t, \quad (8)$$

for \mathbf{x} the vector of class scores and \mathbf{y} the one-hot encoding of the target labels.

3) *Optimization*: We use a setup similar to [18]. We use SGD with a momentum of 0.9 for all experiments. We also use a learning rate schedule. We choose to use *OneCycleLR*, as described by [28], with default values as in *PyTorch*. We train for 1000 epochs and set the batch size to 256 for all experiments. We subtract the dataset means before training. As data augmentation, we use random crops and random flips on CIFAR, and *RandAugment* [29] on Tiny ImageNet.

4) *Hyperparameter search*: We first did some preliminary search to figure out reasonable learning rates for each layer type. We did this search by (uniformly) randomly sampling log-learning-rates, and evaluating the different models on CIFAR-10 in terms of the certified robust accuracy (for $\epsilon = 36/255$). Then we selected the learning rate (for all datasets) based on those results. The learning rates we choose can be found in Tab. I.

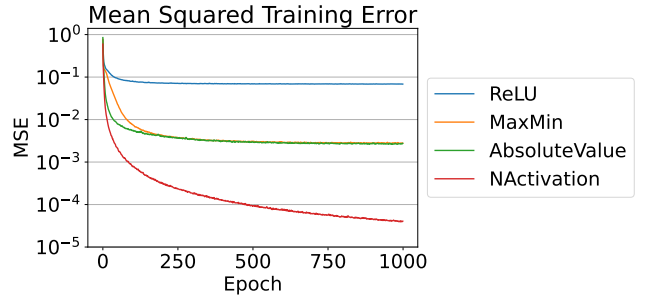


Fig. 3. Mean squared error on the training set reported for 1-Lipschitz AOL networks with different activation functions for fitting the \mathcal{N} -function.

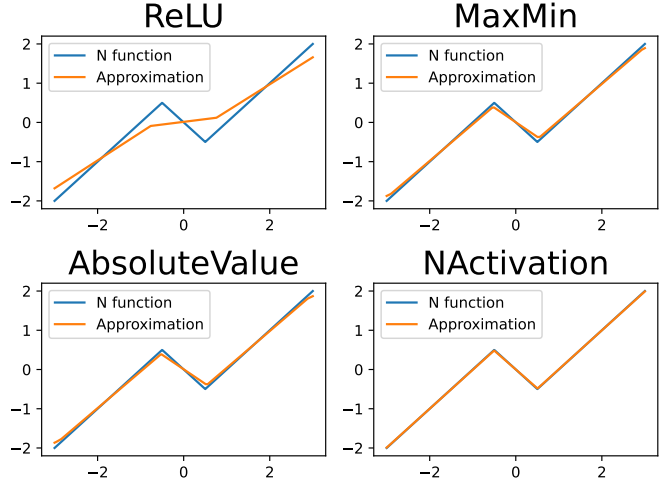


Fig. 4. ReLU networks, MaxMin networks and absolute value networks can not fit the \mathcal{N} -function, whereas \mathcal{N} -activation networks can!

5) *Initialization of the \mathcal{N} -activation*: Initialization can be a very important aspect of 1-Lipschitz networks, since those usually do not have residual connections or batch normalization layers that help against vanishing gradients. We also found that the initialization of the \mathcal{N} -activation is crucial to ensure good performance. We took inspiration from the MaxMin activation. In particular, we noticed that the MaxMin activation is equivalent (up to a rotation of input and output) to applying absolute value and identity map in an alternating way (see Equation (23)). We initialize the \mathcal{N} -activation to express this activation: For each pair of channels, for the first channel we set $\theta_1 = -100$ and $\theta_2 = 0$ (to initialize as the absolute value function), for the second channel we set $\theta_1 = \theta_2 = 0$ (to initialize as the identity map).

6) *Learning rate for the \mathcal{N} -activation*: Unfortunately, we observed that using the same learning rate for the parameters of linear layers and for the parameters of the \mathcal{N} -activation does hurt performance. In order to overcome that we rescale the parameters of the \mathcal{N} -activation by a factor of $1/10$, effectively reducing the learning rate.

7) *Adaption for Tiny ImageNet*: In order to adjust to the larger input size of Tiny ImageNet, we added an additional




Fig. 5. Certified robust accuracy on different datasets, for different 1-Lipschitz layers. MaxMin and \mathcal{N} -activation compared.

TABLE IV
TEST SET ACCURACY AND CERTIFIED ROBUST ACCURACY FOR DIFFERENT THRESHOLDS ϵ . WE COMPARE THE \mathcal{N} -ACTIVATION TO THE MAXMIN-ACTIVATION IN DIFFERENT SETTINGS. BETTER RESULTS ARE MARKED IN BOLD.

Dataset	Layer Type	Activation	Accuracy	Certified Robust Accuracy			
				$\epsilon = \frac{36}{255}$	$\epsilon = \frac{72}{255}$	$\epsilon = \frac{108}{255}$	$\epsilon = 1$
CIFAR-10	AOL	MaxMin	72.7%	60.6%	47.0%	34.1%	4.3%
		NActivation	72.9%	60.7%	46.9%	34.7%	4.5%
CIFAR-10	CPL	MaxMin	74.9%	62.2%	47.9%	35.2%	4.0%
		NActivation	75.0%	63.0%	48.6%	35.6%	4.2%
CIFAR-10	SOC	MaxMin	74.5%	62.3%	49.2%	36.0%	5.0%
		NActivation	74.5%	62.2%	49.6%	36.7%	5.1%
CIFAR-100	AOL	MaxMin	43.1%	30.4%	20.7%	14.0%	2.1%
		NActivation	43.2%	30.6%	20.9%	14.1%	2.1%
CIFAR-100	CPL	MaxMin	43.8%	31.1%	21.3%	14.3%	2.3%
		NActivation	43.3%	31.2%	21.6%	14.8%	2.4%
CIFAR-100	SOC	MaxMin	43.0%	31.2%	21.3%	14.3%	2.1%
		NActivation	42.8%	30.6%	21.2%	14.4%	2.3%
Tiny ImageNet	AOL	MaxMin	30.4%	20.8%	13.6%	9.0%	1.0%
		NActivation	30.8%	20.9%	13.5%	9.1%	1.1%
Tiny ImageNet	CPL	MaxMin	28.6%	19.0%	12.4%	8.0%	0.8%
		NActivation	28.3%	19.3%	12.4%	8.0%	0.8%
Tiny ImageNet	SOC	MaxMin	26.4%	17.2%	10.9%	6.9%	0.6%
		NActivation	27.1%	18.1%	10.9%	7.1%	0.8%

block to the architecture. In order to keep the number of parameters similar, we half the width parameter w for this model, and set it to 32.

VI. EMPIRICAL RESULTS

A. Fitting the \mathcal{N} -function

We plot the mean squared errors on the training set for different activation functions during the 1000 training epochs in Fig. 3. Furthermore, we visualize the actual functions that were learned by the models in Fig. 4.

We observe that even though the \mathcal{N} -function is 1-Lipschitz, neither the MaxMin network nor the absolute value network achieve low (training) loss, even when trained for 1000 epochs. In contrast, the \mathcal{N} -activation network achieves much lower loss, as predicted by our theory. We also show in Fig. 4 that

the function learned when using MaxMin or absolute value networks is visibly different to the \mathcal{N} -function.

B. Certified Robust Classification

We show results where we compare our proposed \mathcal{N} -activation to the MaxMin activation in Fig. 5 as well as Table IV. We can see that it is in fact possible to replace the commonly used MaxMin activation with our \mathcal{N} -activation without reducing the certified robust accuracy. In 7 out of 9 settings, the certified robust accuracy (for $\epsilon = 36/255$) is actually slightly higher when using the \mathcal{N} -activation. This shows that the \mathcal{N} -activation is in fact competitive to the MaxMin activation. However, it also shows that the additional expressive power that comes with the \mathcal{N} -activation does not improve performance on certified robust classification by a larger amount, at least in the setup we consider. This indi-

TABLE V

TEST SET ACCURACY AND CERTIFIED ROBUST ACCURACY FOR DIFFERENT THRESHOLDS ϵ . WE COMPARE THE DIFFERENT INITIALIZATION STRATEGIES FOR THE \mathcal{N} -ACTIVATION FOR AOL AND CPL LAYERS ON CIFAR-10. BETTER RESULTS ARE MARKED IN BOLD.

Layer Type	\mathcal{N} -activation Initialization	Accuracy	Certified Robust Accuracy			
			$\epsilon = \frac{36}{255}$	$\epsilon = \frac{72}{255}$	$\epsilon = \frac{108}{255}$	$\epsilon = 1$
AOL	AbsId	72.9%	60.7%	46.9%	34.7%	4.5%
	Zero	65.3%	51.2%	36.5%	24.4%	1.2%
	Random	70.1%	56.8%	41.8%	29.1%	2.3%
CPL	AbsId	75.0%	63.0%	48.6%	35.6%	4.2%
	Zero	75.4%	63.0%	49.6%	36.2%	4.5%
	Random	73.1%	59.9%	45.2%	32.3%	2.8%

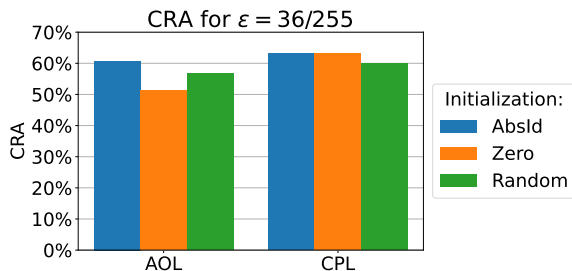


Fig. 6. Certified robust accuracy for for different initialization strategies for the \mathcal{N} -activation. Evaluated on CIFAR-10 for AOL and CPL layers.

cates that there might be other fundamental restrictions of 1-Lipschitz networks, and the lack of expressiveness is not that important in practice.

Interestingly, both cases where MaxMin performs better than the \mathcal{N} -activation are with SOC layers. This might indicate that the best choice of activation function does depend on the 1-Lipschitz layer used.

C. Ablation Experiment

We conducted an ablation experiment to evaluate how important the initialization strategy for the \mathcal{N} -activation is. We compare 3 different ways of initializing: The first way is the initialization described in Sec. V-B5, we refer to it as *AbsId-Initialization*. The second way is to initialize the \mathcal{N} -activation as the identity map, by setting all parameters initially to zero (*Zero-Initialization*). The third way, *Random-Initialization* is to choose the initialization values randomly. We set $\theta_1 = -10^{u_1}$ and $\theta_2 = +10^{u_2}$, for u_1 and u_2 randomly sampled in the interval $[-5, 0]$.

The results of this ablation study can be found in Fig. 6 and Tab. V. We see that the kind of initialization does influence the certified robust accuracy a model achieves. For CPL, that is already a non-linear layer, Zero-Initialization performs comparable to AbsId-Initialization. The Random-Initialization does perform worse than AbsId-Initialization in both settings.

VII. CONCLUSION

In this work, we analyze the expressive power of 1-Lipschitz networks. We show that the use of previously proposed activation functions, such as *MaxMin*, causes an unnecessary restriction of the class of functions that the network can represent, and we propose the \mathcal{N} -activation as a more expressive alternative. In particular, we prove that in the one-dimensional setting, \mathcal{N} -networks are *universal*, in the sense that they can represent any piece-wise linear function with finitely many segments. Our experiments show that \mathcal{N} -networks are not only theoretically appealing but are also a reasonable replacement for the MaxMin activation in experiments, reaching comparable certified robust accuracy in standard benchmarks.

REFERENCES

- [1] C. Szegedy, W. Zaremba, I. Sutskever, J. Bruna, D. Erhan, I. Goodfellow, and R. Fergus, "Intriguing properties of neural networks," in *International Conference on Learning Representations (ICLR)*, 2014.
- [2] K. Leino. (2021) Ai explainability requires robustness. [Online]. Available: <https://towardsdatascience.com/ai-explainability-requires-robustness-2028ac200e9a>
- [3] I. Goodfellow, J. Shlens, and C. Szegedy, "Explaining and harnessing adversarial examples," in *International Conference on Learning Representations*, 2015.
- [4] J. Cohen, E. Rosenfeld, and Z. Kolter, "Certified adversarial robustness via randomized smoothing," in *International Conference on Machine Learning (ICML)*, 2019.
- [5] M. Cissé, P. Bojanowski, E. Grave, Y. N. Dauphin, and N. Usunier, "Parseval networks: Improving robustness to adversarial examples," in *International Conference on Machine Learning (ICML)*, 2017.
- [6] M. Arjovsky, S. Chintala, and L. Bottou, "Wasserstein generative adversarial networks," in *International Conference on Machine Learning (ICML)*, 2017.
- [7] Y. Tsuzuku, I. Sato, and M. Sugiyama, "Lipschitz-margin training: Scalable certification of perturbation invariance for deep neural networks," in *Conference on Neural Information Processing Systems (NeurIPS)*, 2018.
- [8] C. Anil, J. Lucas, and R. B. Grosse, "Sorting out Lipschitz function approximation," in *International Conference on Machine Learning (ICML)*, 2019.
- [9] Q. Li, S. Haque, C. Anil, J. Lucas, R. B. Grosse, and J.-H. Jacobsen, "Preventing gradient attenuation in Lipschitz constrained convolutional networks," *Conference on Neural Information Processing Systems (NeurIPS)*, 2019.
- [10] L. Huang, L. Liu, F. Zhu, D. Wan, Z. Yuan, B. Li, and L. Shao, "Controllable orthogonalization in training DNNs," in *Conference on Computer Vision and Pattern Recognition (CVPR)*, 2020.
- [11] A. Trockman and J. Z. Kolter, "Orthogonalizing convolutional layers with the Cayley transform," in *International Conference on Learning Representations (ICLR)*, 2021.
- [12] S. Singla and S. Feizi, "Skew orthogonal convolutions," in *International Conference on Machine Learning (ICML)*, 2021.
- [13] K. Leino, Z. Wang, and M. Fredrikson, "Globally-robust neural networks," in *International Conference on Machine Learning (ICML)*, 2021.
- [14] B. Prach and C. H. Lampert, "Almost-orthogonal layers for efficient general-purpose Lipschitz networks," in *European Conference on Computer Vision (ECCV)*, 2022.
- [15] L. Meunier, B. J. Delattre, A. Araujo, and A. Allauzen, "A dynamical system perspective for Lipschitz neural networks," in *International Conference on Machine Learning (ICML)*, 2022.
- [16] F. Brau, G. Rossolini, A. Biondi, and G. Buttazzo, "Robust-by-design classification via unitary-gradient neural networks," in *Proceedings of the AAAI Conference on Artificial Intelligence*, 2023.
- [17] S. Singla and S. Feizi, "Skew orthogonal convolutions," in *International Conference on Machine Learning (ICML)*, 2021.
- [18] B. Prach, F. Brau, G. Buttazzo, and C. H. Lampert, "1-Lipschitz layers compared: Memory, speed, and certifiable robustness," 2023, unpublished.
- [19] S. Bubeck and M. Sellke, "A universal law of robustness via isoperimetry," *Advances in Neural Information Processing Systems*, 2021.

- [20] S. Bombari, S. Kiyani, and M. Mondelli, "Beyond the universal law of robustness: Sharper laws for random features and neural tangent kernels," in *International Conference on Machine Learning (ICML)*, 2023.
- [21] K. Leino, "Limitations of piecewise linearity for efficient robustness certification," *arXiv preprint arXiv:2301.08842*, 2023.
- [22] J. E. Cohen, T. Huster, and R. Cohen, "Universal Lipschitz approximation in bounded depth neural networks," *arXiv preprint arXiv:1904.04861*, 2019.
- [23] S. Eckstein, "Lipschitz neural networks are dense in the set of all Lipschitz functions," *arXiv preprint arXiv:2009.13881*, 2020.
- [24] S. Singla, S. Singla, and S. Feizi, "Improved deterministic l_2 robustness on CIFAR-10 and CIFAR-100," in *International Conference on Learning Representations (ICLR)*, 2021.
- [25] S. Ducotterd, A. Goujon, P. Bohra, D. Perdios, S. Neumayer, and M. Unser, "Improving Lipschitz-constrained neural networks by learning activation functions," *arXiv preprint arXiv:2210.16222*, 2022.
- [26] S. Aziznejad, H. Gupta, J. Campos, and M. Unser, "Deep neural networks with trainable activations and controlled Lipschitz constant," *IEEE Transactions on Signal Processing*, 2020.
- [27] S. Neumayer, A. Goujon, P. Bohra, and M. Unser, "Approximation of Lipschitz functions using deep spline neural networks," *arXiv preprint arXiv:2204.06233*, 2022.
- [28] L. N. Smith and N. Topin, "Super-convergence: Very fast training of neural networks using large learning rates," in *Artificial intelligence and machine learning for multi-domain operations applications*, 2019.
- [29] E. D. Cubuk, B. Zoph, J. Shlens, and Q. V. Le, "Randaugment: Practical automated data augmentation with a reduced search space," in *Proceedings of the IEEE/CVF conference on computer vision and pattern recognition workshops*, 2020.

APPENDIX A
LIMITATIONS OF EXISTING ACTIVATION FUNCTIONS

In this section, we will prove that common activation functions such as ReLU, leaky ReLU, absolute value and MaxMin are not *universal*. Our first theorem and proof will be about absolute value-networks.

Lemma 1. *The Absolute Value activation is not universal.*

Proof. In order to prove Lemma 1, it is enough to show that there exists a 1-dimensional, 1-Lipschitz, continuous, piecewise-linear function that can not be expressed by any 1-Lipschitz absolute value-network. There is in fact a simple function that can not be expressed, we call it the \mathcal{N} -function. It is given as:

$$\mathcal{N}(x) = \begin{cases} x + 1 & \dots & x \leq -\frac{1}{2} \\ -x & \dots & -\frac{1}{2} \leq x \leq \frac{1}{2} \\ x - 1 & \dots & \frac{1}{2} \leq x. \end{cases} \quad (9)$$

It is visualized in Fig. 1. We will show that absolute value-networks can not express this function.

Suppose there is an absolute value-network f that can express the \mathcal{N} -function. First, note that the \mathcal{N} -function is not linear, so we need to apply an activation function at some point. Consider the first time the absolute value-activation is applied non-trivially. We will consider the input and the output of this first activation, and denote them by $v(x) \in \mathbb{R}^k$ and $w(x) \in \mathbb{R}^k$ (as a function of input $x \in \mathbb{R}$). We obtain $w(x)$ from $v(x)$ by applying the absolute value-activation to at least some of the elements. Furthermore, we can obtain the output of the network, $f(x)$, from $w(x)$ by applying the remaining layers of the network. The only assumption we make about those layer is that they are all 1-Lipschitz.

By our assumption, we know that v is a linear function of the input, write

$$v(x) = \theta x + \mathbf{b}, \quad (10)$$

for some $\theta \in \mathbb{R}^k$ and $\mathbf{b} \in \mathbb{R}^k$. Note that $\|\theta\|_2 \leq 1$ by the 1-Lipschitz property.

Now consider an index t such that $w(x)_t = |v(x)_t|$, and $\theta_t \neq 0$, and define $x_0 \in \mathbb{R}$ so that $v(x_0)_t = 0$. Then we have that for any $\delta \in \mathbb{R}$:

$$w\left(x_0 + \frac{\delta}{2}\right)_t = \left|v\left(x_0 + \frac{\delta}{2}\right)_t\right| = \left|\theta_t \frac{\delta}{2}\right| = \left|v\left(x_0 - \frac{\delta}{2}\right)_t\right| = w\left(x_0 - \frac{\delta}{2}\right)_t \quad (11)$$

and

$$\left\|w\left(x_0 + \frac{\delta}{2}\right) - w\left(x_0 - \frac{\delta}{2}\right)\right\|_2^2 \quad (12)$$

$$= \sum_{i=1}^k \left(w\left(x_0 + \frac{\delta}{2}\right)_i - w\left(x_0 - \frac{\delta}{2}\right)_i\right)^2 \quad (13)$$

$$= \sum_{i \neq t} \left(w\left(x_0 + \frac{\delta}{2}\right)_i - w\left(x_0 - \frac{\delta}{2}\right)_i\right)^2 \quad (14)$$

$$\leq \sum_{i \neq t} \left(v\left(x_0 + \frac{\delta}{2}\right)_i - v\left(x_0 - \frac{\delta}{2}\right)_i\right)^2 \quad (15)$$

$$= \left\|v\left(x_0 + \frac{\delta}{2}\right) - v\left(x_0 - \frac{\delta}{2}\right)\right\|_2^2 - |\theta_t \delta|^2. \quad (16)$$

Then, for f the output of the full network we can use the Lipschitz property of the layers in order to get the following:

$$\left(f\left(x_0 + \frac{\delta}{2}\right) - f\left(x_0 - \frac{\delta}{2}\right)\right)^2 \quad (17)$$

$$\leq \left\|w\left(x_0 + \frac{\delta}{2}\right) - w\left(x_0 - \frac{\delta}{2}\right)\right\|_2^2 \quad (18)$$

$$\leq \left\|v\left(x_0 + \frac{\delta}{2}\right) - v\left(x_0 - \frac{\delta}{2}\right)\right\|_2^2 - |\theta_t \delta|^2 \quad (19)$$

$$\leq \left\|\left(x_0 + \frac{\delta}{2}\right) - \left(x_0 - \frac{\delta}{2}\right)\right\|_2^2 - |\theta_t \delta|^2 \quad (20)$$

$$= (1 - \theta_t^2) \delta^2. \quad (21)$$

By our assumption, $\theta_t \neq 0$, so the final term is strictly smaller than δ^2 .
However, the \mathcal{N} -function has the property that

$$\lim_{\delta \rightarrow \infty} \left(\frac{\mathcal{N}(x_0 + \frac{\delta}{2}) - \mathcal{N}(x_0 - \frac{\delta}{2})}{\delta} \right)^2 = 1, \quad (22)$$

and this contradicts that f is equal to the \mathcal{N} -function. \square

This result will allow us to prove one of our main theorems:

Theorem 1. *No 2-piece 1-CPWL activation is universal.*

Proof. Any 2-piece piecewise linear activation function can be written as a linear (and 1-Lipschitz) combination of an absolute value-activation and the identity map (and some bias terms). Therefore, Theorem 1 follows directly from Lemma 1. \square

This corollary shows that activations such as ReLU and leaky ReLU are not *universal*. Finally, we will also show that the commonly used MaxMin-activation is not *universal*.

Corollary 1. *MaxMin-activations are not universal.*

Proof. It has been shown before that MaxMin-networks can express exactly the same class of functions as absolute value-networks on bounded inputs [8]. Similarly, on unbounded input, any absolute value-network can be expressed as a network consisting of absolute value activations as well as identity connections. One way of doing this is by expressing the MaxMin-activation (similar to the construction in [8]) as

$$\text{MaxMin}\left(\begin{pmatrix} x \\ x \end{pmatrix}\right) = M\sigma\left(M\begin{pmatrix} x \\ y \end{pmatrix}\right), \quad (23)$$

where

$$M = \frac{1}{\sqrt{2}} \begin{bmatrix} 1 & 1 \\ 1 & -1 \end{bmatrix} \quad \text{and} \quad \sigma\left(\begin{pmatrix} x \\ y \end{pmatrix}\right) = \begin{pmatrix} x \\ |y| \end{pmatrix}. \quad (24)$$

Therefore, any function that can be expressed by a MaxMin-network can also be expressed by a network with absolute value-activations (and identity connections), and Theorem 1 implies that also MaxMin is not universal. \square

Finally, activations such as Householder activations [24] can also be written as a concatenation of rotations and MaxMin-activations (see e.g. [25]). Therefore, these are not *universal* either.

APPENDIX B UNIVERSALITY OF THE \mathcal{N} -ACTIVATION

In this section we will restate and prove Theorem 2 about the universality for the \mathcal{N} -activation:

Theorem 2. *\mathcal{N} -activations are universal in 1D. Specifically, any 1-CPWL, 1-dimensional function with k non-linearities can be represented by a network of width 2 consisting of $(k + 5)$ linear layers and $(\frac{3}{2}k + 5)$ \mathcal{N} -activations.*

Recall the definition of the \mathcal{N} -activation:

$$\mathcal{N}(x; \theta_1, \theta_2) = \begin{cases} x - 2\theta_{\min} & \dots & x \leq \theta_{\min} \\ -x & \dots & \theta_{\min} \leq x \leq \theta_{\max} \\ x - 2\theta_{\max} & \dots & \theta_{\max} \leq x, \end{cases} \quad (25)$$

where $\theta_{\max} = \max(\theta_1, \theta_2)$ and $\theta_{\min} = \min(\theta_1, \theta_2)$. For a visualization of the \mathcal{N} -activation see Fig. 2. Furthermore recall that an 1-CPWL function is a 1-Lipschitz, continuous, piecewise-linear function.

We will prove two useful lemmas in order to prove Theorem 2. The first one is about expressing increasing functions:

Lemma 2. *Any increasing, 1-CPWL, 1-dimensional function f with gradient 1 before the first and after the last non-linearity and with k non-linearities can be expressed with k 1-Lipschitz, linear layers and $(k - 1)$ \mathcal{N} -activations.*

Proof. Suppose f has non-linearities at t_1, \dots, t_k . Then for $i = 1, \dots, k$ we will construct a continuous function $g_i : \mathbb{R} \rightarrow \mathbb{R}$ that has i layers such that

$$\begin{aligned} g_i'(x) &= f'(x) & \text{if} & \quad x < t_i \\ g_i(x) &= x & \text{if} & \quad x \geq t_i. \end{aligned} \quad (26)$$

Then up to a bias term $g_k = f$ and we are done.

In order to construct such functions g_i , we will define s_i to be the slope of f between t_i and t_{i+1} , and furthermore define α_i and β_i such that $\alpha_i^2 - \beta_i^2 = s_i$ and $\alpha_i^2 + \beta_i^2 = 1$. We also define $\sigma_i : \mathbb{R} \rightarrow \mathbb{R}$ as the (element-wise) application of the \mathcal{N} -activation, with certain parameters:

$$\sigma_i \begin{pmatrix} x_1 \\ x_2 \end{pmatrix} = \begin{pmatrix} x_1 \\ \mathcal{N}(x_2; \beta_i t_i, \beta_i t_{i+1}) \end{pmatrix}. \quad (27)$$

Note that the first element is given as the identity, which is equal to the \mathcal{N} -activation with both parameters equal to 0.

Having defined α_i, β_i as well as σ_i , we can define g_i . Set $g_1(x) = x$ and

$$g_{i+1}(x) = \begin{pmatrix} \alpha_i & \beta_i \end{pmatrix} \sigma_i \left(\begin{pmatrix} \alpha_i \\ \beta_i \end{pmatrix} g_i(x) \right). \quad (28)$$

Note that in this definition we use 2 matrix multiplications, which seems to be contradicting the fact that g_i has i layers. However, we can merge two adjacent matrix multiplications into one, allowing us to in fact express g_i using i layers.

Furthermore, since $\alpha_i^2 + \beta_i^2 = 1$ holds, both the matrices have a spectral norm of at most one. To see this note that the matrix

$$\begin{pmatrix} \alpha_i & \beta_i \\ \beta_i & -\alpha_i \end{pmatrix} \quad (29)$$

is orthogonal, and both matrices in Equation (28) are a row or a column of the matrix in Equation (29).

From the definition of g_{i+1} we get that

$$g_{i+1}(x) = \alpha_i^2 g_i(x) + \beta_i \mathcal{N}(\beta_i g_i(x); \beta_i t_i, \beta_i t_{i+1}) \quad (30)$$

$$= \alpha_i^2 g_i(x) + \beta_i^2 \begin{cases} g_i(x) - 2g_i(t_i) & \dots & g(x) \leq t_i \\ -g_i(x) & \dots & t_i \leq g(x) \leq t_{i+1} \\ g_i(x) - 2g_i(t_{i+1}) & \dots & t_{i+1} \leq g(x), \end{cases} \quad (31)$$

and therefore

$$g'_{i+1}(x) = \begin{cases} (\alpha_i^2 - \beta_i^2) g'_i(x) & \dots & t_i \leq x \leq t_{i+1} \\ (\alpha_i^2 + \beta_i^2) g'_i(x) & \dots & \text{otherwise.} \end{cases} \quad (32)$$

Noting that $\alpha_i^2 - \beta_i^2 = s_i$ and $\alpha_i^2 + \beta_i^2 = 1$ completes the proof. \square

We can use the lemma above as an inductive basis for the proof of the following lemma:

Lemma 3. *Any 1-CPWL, 1-dimensional function f with gradient 1 before the first and after the last non-linearity and with k non-linearities and $2l$ extreme points can be expressed with k 1-Lipschitz, linear layers and $(k + l - 1)$ \mathcal{N} -activations.*

Proof. We will proof this lemma by induction on l . If $l = 0$, f is increasing, so we proved this case in the previous lemma.

Now suppose we want to fit a function f with $2l$ local extreme points.

Define

- k_s .. position of highest local maxima,
- k_t .. position of lowest local minima with $k_t > k_s$.

Then, by the definition of k_s and k_t , we have that

- $f(x) \leq f(k_s)$ for $x \leq k_s$,
- $f(k_t) \leq f(x) \leq f(k_s)$ for $k_s \leq x \leq k_t$, and
- $f(k_t) \leq f(x)$ for $k_t \leq x$.

We will define a function g , that is similar to f but with the part between k_s and k_t flipped. Formally,

$$g = \begin{cases} f(x) - 2f(k_s) & \dots & x \leq k_s \\ -f(x) & \dots & k_s \leq x \leq k_t \\ f(x) - 2f(k_t) & \dots & k_t \leq x. \end{cases} \quad (33)$$

Then g does not have local extreme points at k_s and k_t , and it keeps all other local extreme points of f (and does not have any new ones). Therefore, g has $2l - 2$ local extreme points, so by induction we can represent it by a network with k layers and $(k + (l - 1) - 1)$ \mathcal{N} -activations.

Furthermore, the properties we stated above for f imply similar properties for g :

- $g(x) \leq g(k_s)$ for $x \leq k_s$,
- $g(k_s) \leq g(x) \leq g(k_t)$ for $k_s \leq x \leq k_t$, and
- $g(k_t) \leq g(x)$ for $k_t \leq x$

This implies that

$$g(k_s) \leq g(x) \leq g(k_t) \iff k_s \leq x \leq k_t. \quad (34)$$

Define a function h as applying the \mathcal{N} -activation with certain parameters to the output of g :

$$h(x) = \mathcal{N}(g(x); g(k_s), g(k_t)). \quad (35)$$

Then

$$h'(x) = \begin{cases} -g'(x) & \text{.. } k_s \leq x \leq k_t \\ g'(x) & \text{.. otherwise.} \end{cases}, \quad (36)$$

so $h'(x) = f'(x)$, and $h(x) = f(x)$ up to a bias term. Therefore, we know we can express f by using g and an additional \mathcal{N} -activation. So, by induction we know we can express f using a network with k layers and $(k + l - 1)$ \mathcal{N} -activations. This completes the proof. \square

Corollary 2. *Any 1-CPWL function f with bounded input and k non-linearities can be expressed using $(k+2)$ linear 1-Lipschitz layers and $(\frac{3}{2}k + 2)$ \mathcal{N} -activations.*

Proof. Consider the continuous function that agrees with f on the bounded input interval, and has derivative 1 outside of it. Call it g . This function has (at most) $(k + 2)$ non-linearities. Therefore, by our previous theorem, we can express this function by a network with $(k + 2)$ layers and $(k + 2 + l - 1)$ \mathcal{N} -activations, where $2l$ is the number of local extreme points of g . Now note that $2l \leq k + 2$, since any local extreme point must be at a non-linearity. This completes the proof. \square

With this, we proved that \mathcal{N} -activations are *universal* as long as the inputs are bounded. We will extend this result below to show that in fact any 1-CPWL, 1-dimensional function, even with potentially unbounded inputs can be expressed by a \mathcal{N} -activation-Network, as long as we are allowed to use 3 absolute value-activations (or set $\theta_1 = -\infty$).

Lemma 4. *Any 1-Lipschitz continuous, piecewise-linear function f with potentially unbounded input region can be expressed by a network of width 2, with $k + 5$ linear 1-Lipschitz layers, $(\frac{3}{2}k + 2)$ \mathcal{N} -activations as well as 3 Absolute Value activations.*

Proofing this lemma will also finally proof Theorem 2, since setting $\theta_1 = -\infty$ and $\theta_2 = 0$ makes an \mathcal{N} -activation identical to an absolute value-Activation.

Proof. For this theorem, the gradient of f outside the regions where all the non-linearities lie will be important. Define s_s and s_t as the gradient of f before the first and after the last non-linearity.

As a first case, suppose $s_s \geq 0$ and $s_t \geq 0$. Note that either (or both) of them being 0 is a bit of a special case, but we have designed our proof so that it also works in this case. Now if $s_s > 0$, define v_s such that $v_s \leq t_1$ and $f(v_s) = \min_{1 \leq i \leq k} f(t_i)$. This is possible because $s_s > 0$. With this definition $f(x) \leq f(v_s) \iff x \leq v_s$. If $s_s = 0$, set $v_s = t_1$. Similarly, if $s_t > 0$, define v_t such that $v_t \geq t_k$, and furthermore $f(v_t) = \max_{1 \leq i \leq k} f(t_i)$. If $s_t = 0$, set $v_t = t_k$.

Now define g as the (continuous) function that has $g(x) = f(x)$ as long as $v_s \leq x \leq v_t$, and g has slope 1 otherwise. By Lemma 3 (and the fact that $2l \leq k$) we can express g using $(k + 2)$ layers and $(\frac{3}{2}k + 2)$ \mathcal{N} -activations.

Further define h such that $h(x) = x$ as long as $v_s \leq x \leq v_t$, and h has slope s_s and s_t outside this region.

Then, note that $f(x) = g(h(x))$, as they agree when $v_s \leq x \leq v_t$, and the derivative of f and $g \circ h$ also agrees outside that region.

It turns out that h itself can be expressed using 3 layers and 2 Absolute Value activations. For example, we can use a linear combination of x and $-|(x - v_t)|$ in order to obtain a function with slope 1 if $x \leq v_t$ and slope s_t otherwise, and similarly change the slope when $x \leq v_s$ to s_s . The coefficients are defined similarly to Equation 28. This completes the proof for the case where $s_s \geq 0$ and $s_t \geq 0$.

The case $s_s \leq 0$ and $s_t \leq 0$ can be reduced to the one above by changing the sign in the first layer.

Finally, there are the cases that either $s_s < 0$ and $s_t > 0$ or $s_s > 0$ and $s_t < 0$. Again, by a sign change we only need to consider one of them, say $s_s > 0$ and $s_t < 0$. In this case f does have a global minimum at one of the non-linearities, call this point v_m . We consider a function g that has $g'(x) = f'(x)$ when $x \leq v_m$, and $g'(x) = -f'(x)$ otherwise. The case above us tells us that g can be expressed, and applying an Absolute Value Activation to the output of g (and a suitable bias before and after that) allows us to express f .

Q.E.D. \square