

Downfolding from Ab Initio to Interacting Model Hamiltonians: Comprehensive Analysis and Benchmarking

Yueqing Chang,¹ Erik G. C. P. van Loon,² Brandon Eskridge,^{3,4} Brian Busemeyer,⁴ Miguel A. Morales,⁴ Cyrus Dreyer,^{5,4} Andrew J. Millis,^{6,4} Shiwei Zhang,⁴ Tim O. Wehling,^{7,8} Lucas K. Wagner,⁹ and Malte Rösner^{10,*}

¹*Center for Materials Theory, Department of Physics & Astronomy,
Rutgers University, Piscataway, New Jersey 08854, USA*

²*NanoLund and Division of Mathematical Physics,
Department of Physics, Lund University, Lund, Sweden*

³*Department of Physics, College of William and Mary, Williamsburg, Virginia 23187, USA*

⁴*Center for Computational Quantum Physics, Flatiron Institute, New York, NY 10010, USA*

⁵*Department of Physics & Astronomy, Stony Brook University, Stony Brook, NY 11794, USA*

⁶*Department of Physics, Columbia University, New York, NY 10027, USA*

⁷*I. Institute for Theoretical Physics, Universität Hamburg, Notkestraße 9-11, 22607 Hamburg, Germany*

⁸*The Hamburg Centre for Ultrafast Imaging, 22761 Hamburg, Germany*

⁹*Department of Physics, University of Illinois at Urbana-Champaign, Urbana, Illinois 61801, USA*

¹⁰*Institute for Molecules and Materials, Radboud University, 6525 AJ Nijmegen, the Netherlands*
(Dated: November 13, 2023)

Model Hamiltonians are regularly derived from first-principles data to describe correlated matter. However, the standard methods for this contain a number of largely unexplored approximations. For a strongly correlated impurity model system, here we carefully compare standard downfolding techniques with the best-possible ground-truth estimates for charge-neutral excited state energies and charge densities using state-of-the-art first-principles many-body wave function approaches. To this end, we use the vanadocene molecule and analyze all downfolding aspects, including the Hamiltonian form, target basis, double counting correction, and Coulomb interaction screening models. We find that the choice of target-space basis functions emerges as a key factor for the quality of the downfolded results, while orbital-dependent double counting correction diminishes the quality. Background screening to the Coulomb interaction matrix elements primarily affects crystal-field excitations. Our benchmark uncovers the relative importance of each downfolding step and offers insights into the potential accuracy of minimal downfolded model Hamiltonians.

I. INTRODUCTION

The computational cost of solving electronic Hamiltonians increases rapidly with the size of the electronic Hilbert space, i.e., with the number of orbitals and electrons. This presents a substantial constraint on electronic structure calculations for molecules and an essential problem for the study of correlated solids. To overcome this dilemma, it is desirable to construct models with fewer electronic degrees of freedom in a systematic and controllable way. For this purpose, one needs to select a smaller *target* Hilbert space and determine the structure of the target Hamiltonian and its matrix elements. In practice, typically no more than a handful of orbitals per unit cell are kept in the target space. Altogether, this procedure is known as downfolding [1] and serves as a bridge connecting *ab initio* methods such as density functional or *GW* theory with higher-level many-body treatments including (extended) dynamical mean field [2] or dual theories [3, 4], *ab initio* DfA [5], self-energy embedding [6] or Eliashberg theory [7], which cannot be performed on the full Hilbert space. There have been various suggestions for these downfolding schemes, ranging from constrained density

functional perturbation theory for phononic degrees of freedom to the constrained random phase approximation [8], constrained density functional theory [9], constrained *GW* [10] and constrained functional renormalization group [11] approaches for purely electronic Hamiltonians. Our focus here is on interacting target space Hamiltonians of the form $H = \hat{t}_{\alpha\beta} c_{\alpha}^{\dagger} c_{\beta} + \hat{U}_{\alpha\beta\gamma\delta} c_{\alpha}^{\dagger} c_{\beta}^{\dagger} c_{\gamma} c_{\delta}$, where \hat{U} is a static Coulomb interaction in the target space, \hat{t} defines the single-particle energies and the Greek indices run over the electronic target space. Generalized Hubbard model Hamiltonians of this form are the standard in “DFT++” [12] (or density functional theory based embedding) approaches to describe correlation effects in solids for which various solvers have been developed and implemented.

Although the idea of downfolding is conceptually simple, and reductions of the Hilbert space are ubiquitous in quantum physics, the question has remained on *how* one should do this in a systematic and practical way. By definition, the original Hilbert space is too large to do exact calculations, so one needs to use approximate methods whose errors are usually not controllable. At the same time, one needs to avoid double counting of correlation effects. This arises because of the interplay between the two-body \hat{U} terms and the single-particle term \hat{t} in the Hamiltonian. The latter is frequently extracted from a density-functional theory (DFT) calculation that already

* m.roesner@science.ru.nl

contains some interaction and correlation effects. Several single-particle double counting corrections to \hat{t} exist in the literature [13–16], with some physical arguments supporting their use, but there is no general consensus on how to tackle this problem. In fact, the uncertainty surrounding this single-particle double counting corrections can be a limiting factor for the accuracy of DFT++ approaches, see, e.g., Refs. [17, 18] for further discussions.

In terms of the interaction in the target space, downfolding *a priori* generates many-fermion interactions of arbitrary order [11] and not just one- and two-particle terms. Furthermore, these interactions might be non-instantaneous (frequency-dependent) [8], requiring an action rather than a Hamiltonian formalism. Even if one accepts the restriction to a static two-particle Coulomb interaction tensor, its strength should be different from the corresponding Coulomb interaction in the full space to account for the screening by electrons outside of the target space, while screening by the other electrons inside the target space should not be included. The latter is to avoid a double counting of screening processes to the Coulomb interaction \hat{U} within the target space. A variety of constrained methods [8, 10, 19–21] have been developed to avoid this two-particle double counting issue, e.g., via partial (constrained) screening approaches.

Evaluating the performance of downfolding techniques has proven challenging in practice, as the matrix elements of the downfolded model are not measurable quantities themselves and as the models are often solved using approximate solvers. This multi-step procedure makes it hard to establish how accurate the downfolding by itself is since deviations from full first principle calculations or experimental data might also originate in approximations made while solving the low-energy model.

Given the widespread use of downfolding approaches to derive interacting model Hamiltonians and their promise for the accurate description of correlation effects at rather low numerical costs, it is thus critical to quantify the accuracy of these methods. To this end, we aim with this study to benchmark the accuracy of a widely applied DFT-based downfolding scheme in a carefully selected system of the vanadocene molecule. In this case, we can use state-of-the-art first principle methods to derive reliable reference data, while the downfolded minimal models can be solved exactly. Consequently, any discrepancies between the solutions of the downfolded models and the reference data are dominated by errors in the downfolding procedure. This way, we systematically benchmark how the model Hamiltonian form, the target space basis, the impact of double counting corrections, and the (constrained) screening models affect the ground state and excited state energies and charge densities.

In the following, we first explain our benchmarking strategy and introduce the vanadocene test system. Afterwards, we discuss the first-principles reference data before we present our step-wise benchmark, showing how each downfolding step affects the comparison to the reference system. The impact of our findings is discussed

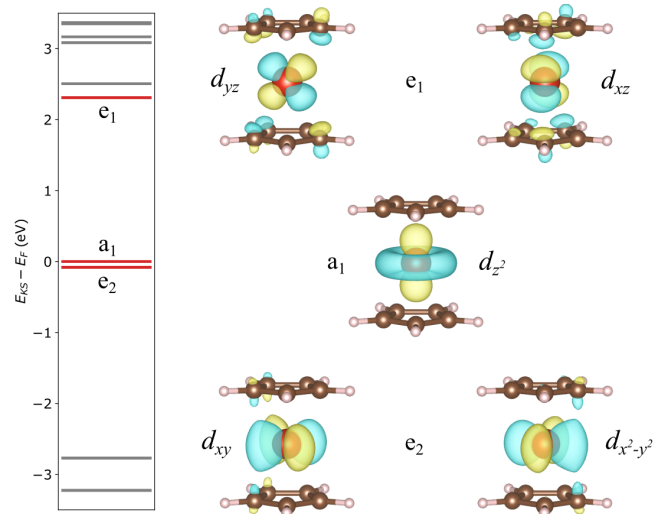


FIG. 1. Single Particle Properties. Left: DFT Kohn-Sham energies. Red lines mark single-particle energies resulting from diagonalization of the downfolded single-particle Hamiltonian, which perfectly overlap with the Kohn-Sham ones. Right: Maximally localized Wannier functions used within the downfolding procedure.

at the end.

II. RESULTS

A. Benchmarking Strategy

To obtain accurate reference data, we use a combination of several state-of-the-art first principle methods which each provide systematically improvable many-body wave functions to treat the electronic correlations at an attainable cost. Specifically, we apply equation of motion coupled cluster (EOM-CC) [22, 23], auxiliary field quantum Monte Carlo (AFQMC) [24], and fixed-node diffusion Monte Carlo (DMC) [25], which have been shown to accurately describe the excited states for transition metal molecules [26–29].

For the downfolding, we start from conventional DFT calculations and derive minimal target space basis sets via the construction of maximally localized Wannier functions [30] (MLWF). These are subsequently used to perform constrained random-phase approximation [1, 8, 31] (cRPA) calculations, which are widely used for deriving Coulomb interaction matrix elements for downfolded models [32–34]. The resulting downfolded models are finally exactly diagonalized, which is key to avoiding any artefacts from approximate model solutions.

As the test system, we have chosen the unperturbed eclipsed vanadocene molecule VCp₂ [35], which consists of a V atom situated between two planar and parallel C₅H₅ rings as illustrated in Fig. 1. The unperturbed molecule has D_{5h} symmetry with a five-fold rotation axis, five two-fold rotational axes orthogonal to the five-fold

rotational axis, and a mirror plane in the xy -plane. The vanadocene molecule may also exist in a staggered geometry with D_{5d} symmetry. Previous DFT calculations predict a difference of only 13 meV in the ground state energy between the D_{5h} and D_{5d} structures with the D_{5h} structure as the global ground state, consistent with experiment [36, 37]. On the level of DFT, there are 5 V $3d$ dominated Kohn-Sham states forming the highest occupied and the lowest unoccupied molecular orbitals, which host 3 electrons in total. The D_{5h} symmetry of the crystal-field generated by the carbon rings leads to two doubly degenerate (e_1 , e_2) and one non-degenerate (a_1) single-particle energies for these d -dominated molecular orbitals. This way, VCp₂ forms an optimal test bed for cRPA-based *ab initio* downfolding approaches: it hosts a well-defined partially filled correlated target space spanned by the V d orbitals which is well disentangled from the carbon ring “background” electronic structure, which has a significant single-particle gap of more than 5 eV. The latter is important to guarantee that the RPA treatment of the background screening is adequate [38].

Our goal is to benchmark the effects of electronic correlations in this molecule. For this purpose, we use the same frozen positions of the nuclei in all methods and do not consider any electron-phonon coupling. Furthermore, all methods start from the same ccECP pseudopotentials [39] and ignore spin-orbit coupling. In this sense, our benchmark should be understood as a comparison of several computational methods for the interacting electron Hamiltonian defined by this pseudopotential and these atomic positions rather than as a benchmark to experimental data.

B. First-principles References

Before we delve into the benchmark of the downfolded results, we first establish the first-principles references for the vanadocene molecule. In this study, we focus on the lowest four spin-flip and the lowest two crystal-field excitations, using three first-principles methods: EOM-CCSD, AFQMC, and DMC. They are among the most accurate quantum chemical methods for the investigation of excited states in correlated systems. Calculations have been systematically converged and details of the methods can be found in Section IV. Calculations have been performed without imposing specific point group symmetry properties on many-body wave functions.

We found with all reference methods that the ground state is 4A_2 with $S = 3/2$, consistent with previous experimental and theoretical studies [36, 37, 40–43]. Specifically, the DMC ansatzes were chosen to be of $S_z = 1/2$ on the $S = 3/2$ quartet. The configuration of the DMC ground state is determined to be $(e_2)^2(a_1)^1(e_1)^0$, characterized by the one-body reduced density matrix of a natural orbital basis (see Section IV for details). The symmetry of the many-body state computed using AFQMC is inherited from the trial wave function used. For the

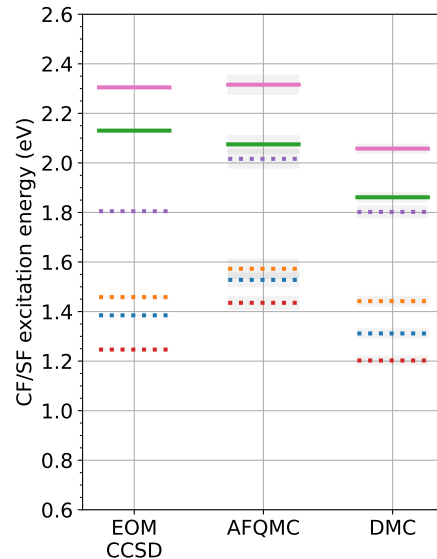


FIG. 2. First-principles excitation energies obtained using EOM-CCSD, AFQMC, and DMC. The ground state energies obtained from all the methods have been shifted to align at zero. Dashed and solid lines represent spin-flip (SF) and crystal-field (CF) excitations, respectively, and the shaded regions around the energy levels show statistical uncertainties.

ground state, AFQMC calculations were performed using a CASSCF trial wave function with $(e_2)^2(a_1)^1(e_1)^0$ $3d$ -orbital occupancy.

Fig. 2 shows a summary of the excitation spectra obtained using these first-principles methods. The ground state energies are aligned at zero, and the dashed (solid) lines represent spin-flip (crystal-field) excitations, identified by states’ zero (finite) occupation on the high-energy e_1 manifold. All three first-principles methods are in qualitative agreement regarding the order and degeneracy of all spin-flip and crystal-field excitation energies. For the spin-flip excitation energies, all methods agree to within about 200 meV. For crystal-field excitations, EOM-CCSD and AFQMC agree with each other to within about 60 meV, and DMC agrees with EOM-CCSD and AFQMC to within 200 meV.

The energy difference between excitation energies of the same type (i.e. within either the set of spin-flip excitations or the set of crystal-field excitations) is remarkably similar across all methods. According to Fig. 2, the lowest three spin-flip excitation energies are found to be within a windows of < 250 meV, while the fourth spin-flip excitation energy is higher than the lowest three spin-flip states by 350 meV (DMC). The crystal-field excitations are identified to be higher than the lowest four spin-flip excitations. The two crystal-field excitations are found to be separated by about 200 meV for each first-principles method. Overall, the first-principles methods obtain the same ordering and character of the many-body eigenstates of interest, but differ in energy by approximately 60 \sim 200 meV.

In the following sections, we proceed with the discussion of the six lowest charge neutral many-body excitations with $S_z = 1/2$, which take place within the V d shell and thus, in principle, describable within the minimal subspace of the downfolding calculations.

C. Downfolding Results

Now that we are familiar with the test system and the first principle reference data, we turn to the results obtained using our downfolding procedure. We aim to systematically test and scrutinize all relevant steps in the procedure, especially those for which multiple strategies exist in the literature such that choices need to be made. Specifically, we will discuss the chosen form of the model Hamiltonian, the target space basis, the single-particle double counting procedure, and finally, the Coulomb screening model. The downfolding procedure is qualitatively assessed based on the predicted ground state properties, the ordering of the excitation energies, and the shape of their charge densities. To quantify the agreement of the (charge-neutral) excitation energies of the downfolded model with the first principle reference data, we further calculate

$$\chi^2(\{E_n\}) = \frac{1}{2\sigma^2} \sum_{i,n} (E_n^{\text{ref},i} - E_n)^2, \quad (1)$$

where E_n are the charge-neutral excitation energies in the downfolded model and $E_n^{\text{ref},i}$ is the corresponding excitation energy according to the i th first principle method with $i \in \{\text{EOM-CCSD}, \text{AFQMC}, \text{DMC}\}$. χ^2 is the log-likelihood from a Bayesian inference of the embedding model probability, based on the reference values. It naturally accounts for the fact that some of the states are in close agreement between the reference models, and some are not. We determine σ as the average over the variances of the n excitations within the reference set (EOM-CCSD, AFQMC, DMC), which results in $\sigma \approx 0.1$ eV.

Note that this procedure requires us to identify which excitations belong together (the label n , the colors of the energy levels in the figures), which we do based on the quantum numbers and the spatial structure of the spin-resolved charge densities ρ_n^σ for each state n obtained as explained in section IV. The purpose of this quantifier is to summarize how consistent a given downfolding procedure is with the excitation spectrum of the reference data in a single number, given that there is uncertainty within the reference data set itself. The smaller χ^2 , the better the match.

1. Hamiltonian Form

We start with the evaluation of the minimal Hamiltonian from $H = \hat{t}_{\alpha\beta} c_\alpha^\dagger c_\beta + \hat{U}_{\alpha\beta\gamma\delta} c_\alpha^\dagger c_\beta^\dagger c_\gamma c_\delta$ involving only single-particle hopping and static cRPA screened

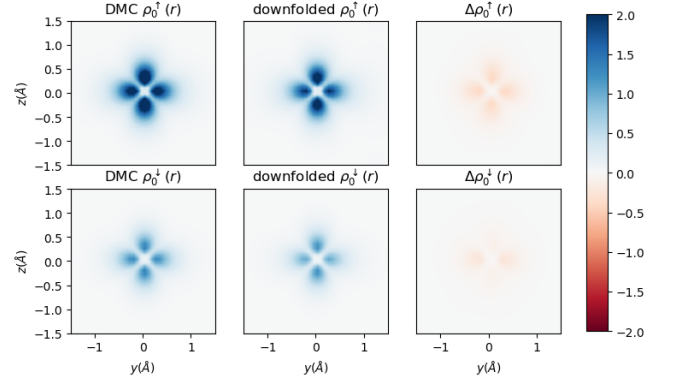


FIG. 3. DMC and downfolded ground states charge densities. $\rho^{\uparrow/\downarrow}(r)$ from each method is normalized by the corresponding $\rho^{\uparrow/\downarrow}(r)$ from the same method.

Coulomb matrix elements evaluated in the MLWF basis. For this part of the benchmark, we focus on the ground state properties.

We find that the ground state of the downfolded model is a four-fold degenerate 4A_2 with $S = 3/2$ in good agreement with the reference data. Also, the downfolded $m_s = 1/2$ spin-resolved ground-state charge densities are in good agreement with the ones obtained from DMC as shown in Fig. 3. Note that the DMC charge densities are projected to the natural orbitals of the downfolded model as explained in section IV. The charge densities are nearly identical with only minor differences as depicted by $\Delta\rho = \rho^{(\text{ED})} - \rho^{(\text{DMC})}$ showing that the DMC one is slightly larger in the spin-up channel (see section IV for further details).

The good agreement in the quantum number S as well as in the real-space charge densities shows that the rather simple model *Hamiltonian* form is capable of describing the ground state of the vanadocene molecule in the minimal subspace. Higher-order terms or retarded interactions are thus not necessary to obtain this level of agreement. Inclusion of the Coulomb interactions is, however, key to achieving this level of agreement. Using $H = \hat{t}_{\alpha\beta} c_\alpha^\dagger c_\beta$ only results in a ground state with $S = 1/2$ in stark contradiction to the reference. Since this simple starting point, taking only static $\hat{t}_{\alpha\beta}$ and $\hat{U}_{\alpha\beta\gamma\delta}$ into account, already reasonably agrees with the reference ground state, we analyse and benchmark in the following modifications to this interacting model Hamiltonian.

2. Target Space Basis Set

We proceed with the discussion of the chosen basis sets. For comparison to the conventional MLWF, which are constrained here to reproduce the DFT single-particle energies, we also use a projector-like [44–47] first guess Wannier function (FGWF) basis set to calculate all

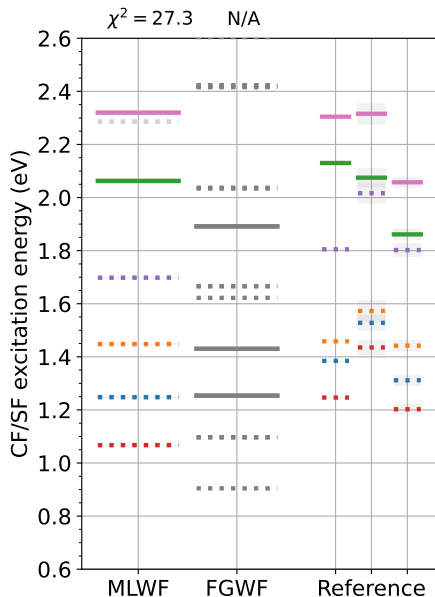


FIG. 4. Basis set influence on downfolded excitation energies. Comparison between maximally localized and first guess Wannier function basis sets using static cRPA Coulomb interactions. Dashed and solid lines represent spin-flip (SF) and crystal-field (CF) excitations, respectively. (Light) Grey excitation energies could not be (have not been) characterized.

model Hamiltonian matrix elements. The FGWF Wannier function basis set differs in its construction by not applying any inner (or “frozen”) energy window, such that the DFT single-particle energies are not reproduced, and by using a much larger outer energy window, such that the resulting wave functions are more localized. All details can be found in section IV. In this case, both basis sets are capable of reproducing the correct ground state, so we proceed with the analysis of the charge-neutral excitation spectrum. Fig. 4 shows all spin-flip and crystal-field excitations between 0.6 and 2.6 eV. For the constrained MLWF basis, the downfolded results are in good qualitative agreement with the first principle reference data shown in Fig. 2 in terms of the ordering, sequence, and degeneracies of the six lowest excitations. In fact, the agreement is sufficiently good that we can make a 1:1 mapping of all shown excited states to those in the reference set, i.e., we can color-code the lines and calculate $\chi^2 = 27.3$ for the MLWF results. See Supplementary Note 1 for more details on the mapping.

In stark contrast, for the unconstrained FGWF basis, various double and four-fold degenerate spin-flip excitations appear in the energy window of interest, with significantly different character, such that a 1:1 mapping to the spin-flip excitations from the other methods cannot be established and χ^2 cannot be defined. Correspondingly, the FGWF excitation energies are colored gray in Fig. 4.

This comparison strikingly shows that projector-like

first guess Wannier functions, which are not constrained to reproduce the DFT single-particle energies (see section IV for details), can result in quantitatively and even qualitatively wrong many-body excitation properties within a Hamiltonian formalism. On the other hand, the chosen *spin-degenerate* MLWF basis constructed from DFT (PBE) input allows for a quantifiable comparison to the first-principles reference data. We accordingly proceed with this basis set.

3. Single-Particle Double Counting Corrections

Although it is convenient to extract \hat{t} from the KS energies, it is not clear that this is physically correct. First of all, the KS energies are known to be auxiliary quantities that are not guaranteed to accurately represent the excitations of the system [48, 49], even if the exact density functional were available. Secondly, the DFT calculation already incorporates some electronic interaction effects, while the (ED) solution of the downfolded Hamiltonian will add further interaction effects. Correcting for this double counting could be either achieved by starting from constrained *GW* calculations [10] or by using a so-called double counting correction term in the model Hamiltonian, which aims to remove any Coulomb interaction effects from the single-particle starting point.

Thus, after fixing the model Hamiltonian to $H = \hat{t}_{\alpha\beta}c_{\alpha}^{\dagger}c_{\beta} + \hat{U}_{\alpha\beta\gamma\delta}c_{\alpha}^{\dagger}c_{\beta}^{\dagger}c_{\gamma}c_{\delta}$ and the basis to constrained MLWFs, we proceed with the analysis of such single-particle double counting corrections. To this end, Fig. 5 shows how different modifications to the single-particle terms affect the excitation energies in the downfolded model. These modifications include crystal-field corrections acting either just on a_1 or just on e_1 states (abbreviated as CFC), as well as the conventional orbital dependent Hartree double counting correction [14, 50, 51] (abbreviated as Har. DC). The spin-flip excitations are barely affected by these corrections, as they are mainly defined by exchange Coulomb matrix elements, which are unaffected by single-particle double counting corrections. The crystal-field excitations can, however, change significantly: Increasing the energy difference between a_1 and e_1 with $H_{\text{CFC}}^{a_1}$ by about 150 meV lowers the crystal-field excitation energies, while decreasing the difference between a_1 and e_1 by about 150 meV using $H_{\text{CFC}}^{e_1}$ shifts the crystal-field excitations up in energy. This trend also holds using the Hartree double counting correction, which decreases the energy difference between a_1 and e_1 by more than 1 eV such that the crystal-field excitations shift significantly up in energy (see Tab. I for further details).

In all of these cases, we can exactly map the excited many-body states to the reference ones, allowing us to calculate χ^2 . We see that $H_{\text{CFC}}^{a_1}$ and $H_{\text{CFC}}^{e_1}$ only mildly affect χ^2 . The Hartree single-particle double counting correction, however, significantly increases χ^2 , yielding a poor agreement with the reference data.

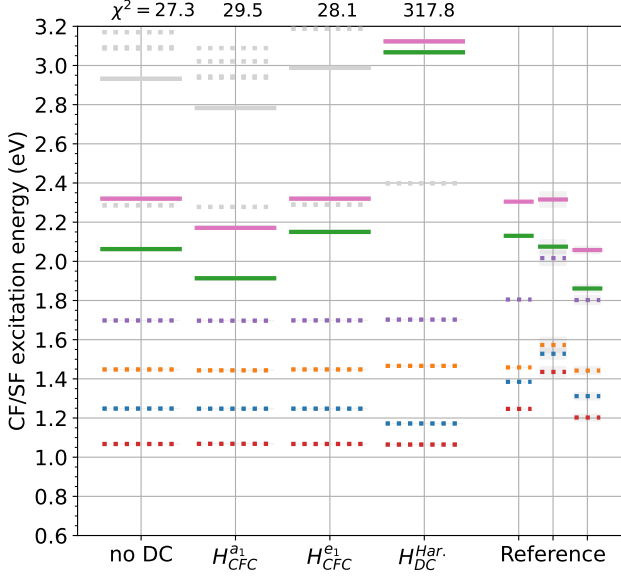


FIG. 5. Single-particle double-counting correction influence on downfolded excitation energies using the MLWF basis and static cRPA Coulomb interactions. Dashed and solid lines represent spin-flip (SF) and crystal-field (CF) excitations, respectively. Light grey excitation energies have not been characterized.

From this, we can conclude that the Hartree double counting is not a favorable correction scheme for charge-neutral local excitations in our vanadocene test system. A similar effect from Hartree double counting corrections has already been observed for Fe impurities in AlN [14]. In fact, we find the best agreement with the first-principles reference without taking a double counting correction into account at all. This is in line with conventional double counting corrections, as regularly applied in DFT++ schemes [52–55], which do not have an orbital dependence within the correlated space. Instead, they only affect the chemical potential by shifting the correlated states as a whole with respect to all uncorrelated states of the minimal model. Since all target states of the minimal subspace are correlated in our case, these double counting corrections would have no effect on the charge-neutral excitation spectrum here. However, it is still to be analyzed how more sophisticated double counting correction schemes, such as *GW*-based ones [51], might affect this conclusion. Here, we nevertheless proceed without taking a single-particle double counting scheme into account since this leads to the best agreement with the reference data.

4. Static Screening Model

From the benchmarks so far, we understand that a downfolded Hamiltonian with matrix elements obtained within a constrained MLWF basis together with static

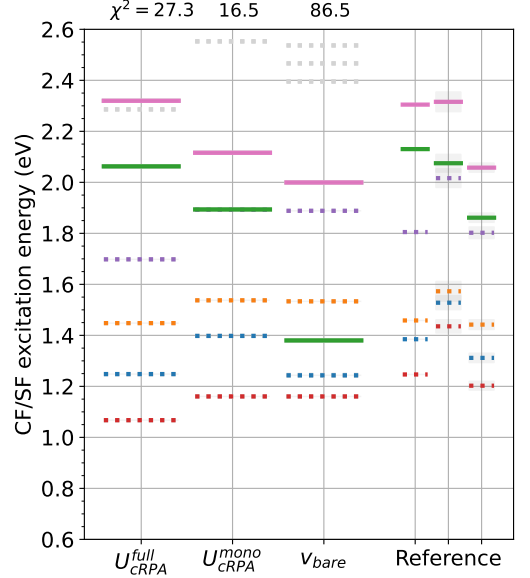


FIG. 6. Static screening model influence on downfolded excitation energies using the MLWF basis and no double counting correction. Dashed and solid lines represent spin-flip (SF) and crystal-field (CF) excitations, respectively. Light grey excitation energies have not been characterized.

cRPA Coulomb matrix elements and without taking orbital-dependent double counting corrections into account yields a good and quantifiable agreement with the first-principles reference data. As a last benchmarking step, we now investigate how different screening models finally affect the charge-neutral excitation spectrum. To this end, we show in Fig. 6 the original data as obtained from using the conventional screened cRPA U_{ijkl} tensor (referred to as “full”), together with results obtained from a cRPA tensor which is predominantly screened in the monopole channel (defined here as the leading eigenvalue of the screening, as explained in section IV), and results from using the bare (unscreened) Coulomb interaction tensor. The “monopole” cRPA model is inspired by Scott and Booth [56] and further details can be found in section IV.

The full cRPA results that have already been discussed yield a $\chi^2 = 27.3$. Restricting the cRPA screening predominantly to the monopole channel, such that predominantly density-density Coulomb matrix elements are screened, yields a better agreement with $\chi^2 = 16.5$. This additional constraint on the cRPA screening shifts the crystal-field excitation energies down by about 200 meV, and clusters the spin-flip excitations into 3:1 pairs, with the highest spin-flip excitations being closer to the lowest crystal-field excitations (in Fig. 6 they actually now overlap). This results in a better agreement with the reference data as quantified by the reduced χ^2 value. When screening is completely neglected, i.e., when we use the bare v_{ijkl} Coulomb tensor, the agreement with the reference data as measured by χ^2 becomes, however,

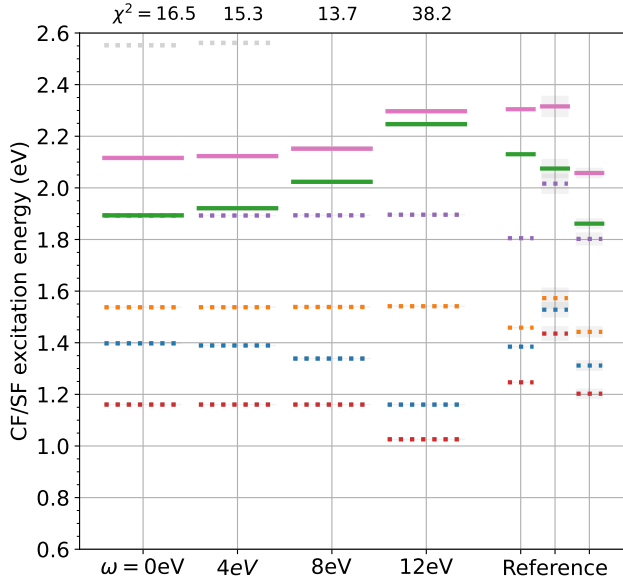


FIG. 7. cRPA screening frequency influence on downfolded excitation energies within the monopole channel using the MLWF basis and no double counting correction. Dashed and solid lines represent spin-flip (SF) and crystal-field (CF) excitations, respectively. Light grey excitation energies have not been characterized.

unsatisfactory compared to the (monopole) cRPA cases. In the bare case, the crystal-field excitation energies are strongly underestimated, which partially even mixes up the overall ordering of the spin-flip and crystal-field excitations, which drives the large value of $\chi^2 = 86.5$. The spin-flip excitations, however, also show the 3:1 clustering similar to the monopole screening case.

The lack of screening to non-density-density interactions, such as the Hund’s exchange interactions J in the monopole cRPA and the bare models, is thus preferable to optimize the downfolded spin-flip excitation energies. For the crystal-field excitations, cRPA screening of the density-density Coulomb interactions matrix elements is, however, key to obtaining good agreement with the first principle reference data. This results from the fact that crystal-field excitations move charge densities around within the molecule. The corresponding excitation energies are thus strongly affected by density-density interactions and, thus, by the screening of them. For the vanadocene benchmark, this speaks in favor of the monopole cRPA screening model, which combines the best of the full cRPA and the bare Coulomb tensor models.

5. Finite Frequency Screening

Screening is a dynamic process, and the Coulomb tensor in the cRPA approximation is frequency-dependent [8], i.e., $\hat{U}_{\text{cRPA}}(\omega)$. To get an instantaneous

interaction for the target space Hamiltonian, it is conventional to evaluate $\hat{U}_{\text{cRPA}}(\omega = 0)$, based on the idea that the low energy target space physics is slow compared to the screening processes. For our benchmark, it is useful to investigate how the results change when the cRPA Coulomb matrix elements are evaluated at finite frequency. Here, we perform this analysis based on a simple model of the frequency-dependence, the plasmon pole model (see Methods for details).

Fig. 7 shows the excitation energies using a Coulomb tensor $\hat{U}(\omega)$ evaluated at various ω , which are all below the estimated background screening plasmon pole frequency of approximately 16.5 eV. Note that these are all calculated using the monopole screening model of Fig. 6, which corresponds to $\omega = 0$ here. For $\omega = 4$ eV and $\omega = 8$ eV, we find an increase in the crystal-field excitation energies and a concomitant improvement in the match with the reference data as quantified by χ^2 . The spin excitation energies barely change for these ω values. $\omega = 12$ eV is close to the plasmon pole frequency of 16.5 eV, so the Coulomb matrix elements change more rapidly, and the excitation energies change more as a result. At this point, the agreement with the reference data deteriorates substantially. We should note that the theoretical justification of cRPA relies on the screening frequency ω being smaller than the gap in the rest space [38], which is roughly 5 eV in vanadocene (Fig. 1). I.e., for $\omega > 5$ eV, the dynamics of particle-hole excitations start to become relevant, which we cannot capture in the static Hamiltonian formalism.

With regard to the frequency choice in the cRPA background screening, we thus find slightly better agreement with the reference data upon using $\omega > 0$ in comparison to $\omega = 0$. Among all benchmarked quantities, however, the background screening frequency has the smallest effect.

III. DISCUSSION

A. Summary

By comparing the ground state and charge-neutral excited states obtained directly from first-principles descriptions and from minimal downfolded Hamiltonians, we have provided a systematic and quantitative benchmark of the DFT+cRPA scheme for the *ab initio* derivation of interacting model Hamiltonians for the description of correlation effects in the vanadocene molecule. Our benchmarks show that this downfolding approach can yield model Hamiltonians that describe the ground state as well as spin-flip and crystal-field excitation energies and charge densities in qualitative and to some extent, quantitative agreement with DMC, EOM-CCSD, and AFQMC reference results. Overall, we interpret the agreement between these data sets as evidence for the applicability of minimal downfolded Hamiltonians for the description of low-energy excitations in open d

shells. However, since the DFT+cRPA procedure requires choices to be made, it is *a priori* not clear if these choices will affect the downfolded results in the same way for other molecules as we showed here for the vanadocene molecule. It would thus be beneficial to extend the benchmark to a larger set of similar molecules to allow for a broader quantitative assessment. Nevertheless, our vanadocene-based benchmark allowed us to answer a couple of previously open questions but also point to still open ones, as discussed below.

B. Conclusions from answered questions

We understood that for a careful analysis of the quality of the downfolded Hamiltonian, several observables and quantities need to be considered. This starts with a detailed analysis of the ground state and proceeds with spectral properties as rendered here by the charge-neutral low-energy excitations of different characters. The latter is important, as we showed in the discussion of spin-flip and crystal-field excitations, which are dependent on different aspects of the screening model. For a direct comparison, exact solutions to the downfolded Hamiltonian should be obtained to exclude artifacts from approximate solutions. Finally, the reference data needs to be most reliable, and basis set dependent observables (such as density matrices or charge densities) need to be compared in the very same basis not to be misguided.

With this well-defined benchmarking strategy, we were able to show that the actual construction of the Wannier orbitals matters significantly in the final results. Small variations in the shape of the orbitals lead to substantially different bare Coulomb matrix elements (especially exchange elements) and not constraining the single-particle energies of the downfolded model to the KS ones can yield drastically different excitation spectra. It might seem obvious that the choice of Wannier orbitals is determinative, but the Wannierization procedure is actually not completely standardized in the condensed matter literature. For vanadocene, maximally localized and DFT-constrained Wannier functions performed better than a projector-like basis set. For the general applicability of the Hamiltonian-based DFT+cRPA approach, this suggests that great care must be taken to generate the local target basis functions, which might be significantly controlled by the exact DFT flavor.

The screening of the Coulomb interaction by the rest space (the carbon rings and all non-*d* vanadium states) is a non-negligible effect that significantly changes the excitation energies. Since crystal-field excitations move charge around within the molecule and the resulting dipolar fields are screened by the rest space, their excitation energy sensitively depends on the screening model. Spin-flip excitations are affected to a lesser extent by the background screening to the model Hamiltonian Coulomb matrix elements, since they involve only minor changes to the charge-density $\rho(r)$.

C. Outlook and open questions

Within the low-energy model given by our Hamiltonian, there are some open questions about the proper way to determine the Hamiltonian parameters. In particular, to what extent are orbital-dependent double counting corrections necessary, and which approximation to screening is best?

For the former, we found the best match with the reference data without taking any orbital-dependent double counting corrections into account, especially for crystal-field excitations. We need to stress that the excitations in our benchmark are *charge-neutral*, which are insensitive to orbital-*independent* double counting corrections since these effectively just shift the zero of energy here.

Regarding the screening model, it is still an open question how to interpret the dependence of the screening on the frequency and orbital structure. Scott and Booth [56] recently discussed a new method, *moment-constrained RPA*, which results in less screening compared to the static limit of cRPA, and where the non-density-density interactions are completely unscreened. In our benchmark, this kind of approach, as simulated by the monopole cRPA model at finite screening frequency, indeed enabled quantitatively better results than traditional static cRPA screening.

Finally, we note that downfolding approaches to minimal Hamiltonians prohibit any dynamical processes between the target and rest spaces. It remains to be understood how important these contributions can be and in which cases a dynamical embedding might be relevant.

IV. METHODS

A. Downfolding: DFT and cRPA calculations

1. DFT Calculations

We use Quantum Espresso (QE) [57–59] and embed the vanadocene molecule in a $15 \times 15 \times 15 \text{ \AA}^3$ supercell to minimize spurious wave function overlap and undesired screening between repeated cells. The plane-wave cut-off was set to 440 Ryd, and we apply the spin-restricted (spin-unpolarized) generalized gradient approximation within a PBE functional [60]. In these spin-restricted calculations we find an ordering of $e_2 < a_1 < e_1$, which is different from spin-unrestricted results for both C_{2h} and D_{5h} VCp₂ where the $e_2 < a_1$ ordering is reversed between the spin channels [41, 61]. The occupations of the three lowest *d* orbitals are constrained to exactly 1 to avoid partial state occupations due to the conventional smearing methods in plane-wave DFT codes. This constraint does, however, not significantly affect the Kohn Sham energies compared to calculations with a large smearing, c.f. Tab. I.

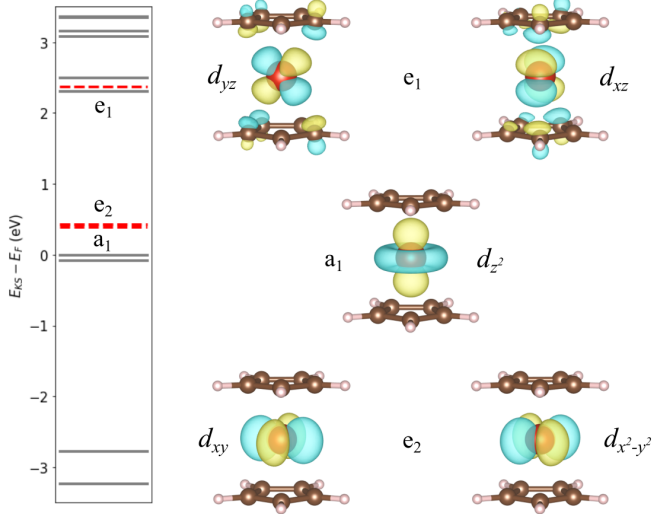


FIG. 8. Single Particle Properties. Left: DFT Kohn-Sham energies. Red lines mark single-particle energies resulting from diagonalization of the downfolded Hamiltonian using first guess Wannier functions. Right: First guess Wannier functions used within the downfolding procedure.

TABLE I. Single-particle energies (in eV) from DFT output (KS), after wannierization (MLWF and FGWF), and including double counting corrections (MLWF+ H). DFT energies are given for constrained and smeared occupations.

type	e_2	a_1	e_1
KS cons.	-0.082	0.0	2.310
KS sme.	-0.061	0.0	2.311
MLWF	-0.082	0.0	2.310
FGWF	0.036	0.0	1.986
MLWF + H_{DC}^{Har}	-0.451	0.0	1.140
MLWF + $H_{CFC}^{(a_1)}$	0.061	0.0	2.453
MLWF + $H_{CFC}^{(e_1)}$	-0.082	0.0	2.160

2. Wannier Basis Sets

We use the three highest (partially) occupied and the two lowest unoccupied molecular orbitals with predominant V d -orbital character to construct five maximally localized Wannier functions (MLWF) $|\phi_i\rangle$ utilizing RESPACK [62]. For the construction of these MLWFs we use an inner (frozen) window to constrain the energies of the five Kohn-Sham states of interest. The resulting Wannier orbitals resemble the expected V d orbital symmetries, however, with small lobes at the carbon rings as visualized in Fig. 1, which is in good agreement with Ref. [61]. These indicate a finite hybridization between the V d states and the carbon rings.

To investigate this specific choice of Wannier functions and to qualitatively compare to projector based methods, we construct a second Wannier basis without using

the frozen (inner) window, utilizing a larger Wannierization (outer) window, and without performing maximal localizations. The resulting first-guess Wannier function (FGWF) single-particle energies do not perfectly reproduce the KS ones, as indicated in Fig. 8 and listed in Tab. I and cannot be generated via some uniform rotation of the MLWFs. These FGWF orbitals are nevertheless similar to the MLWFs, but do have a slightly different shape, which is reflected in the overlap matrix elements between Wannier orbitals of the same symmetry:

$$\begin{aligned}\langle\phi_{e_2}^{MLWF}|\phi_{e_2}^{FGWF}\rangle &\approx 0.936, \\ \langle\phi_{a_1}^{MLWF}|\phi_{a_1}^{FGWF}\rangle &\approx 0.961, \\ \langle\phi_{e_1}^{MLWF}|\phi_{e_1}^{FGWF}\rangle &\approx 0.987.\end{aligned}$$

3. Model Hamiltonian Matrix Elements and cRPA Screening

With these Wannier basis sets, we evaluate the hopping matrix elements $t_{ij} = \langle\phi_i|H_{DFT}|\phi_j\rangle$ and the bare $v_{ijkl} = \langle\phi_i\phi_j|v|\phi_k\phi_l\rangle$ as well as the statically cRPA screened $U_{ijkl} = \langle\phi_i\phi_j|U(\omega=0)|\phi_k\phi_l\rangle$ Coulomb matrix elements within RESPACK [62]. The resulting single-particle energies are given in Tab. I, and the density-density and Hund's exchange matrix elements are listed in Tab. II and Tab. III. We see that density-density elements are screened by about 55 to 60% (up to 7.8 eV), while Hund's elements are reduced by only 5 to 10% (up to 60 meV). Analysing the leading and sub-leading screening contributions yields a screening of $\varepsilon_1 = \varepsilon_{mono} \approx 2.44$ in the predominate monopole channel and $\varepsilon_{i>1} = \varepsilon_{multi} \approx 1.04$ to 1.21 in the sub-leading multipole channels. These screening channels are defined by $\varepsilon_i = v_i/U_i$ with v_i being the eigenvalues of the full v_{ijkl} tensor evaluated in a product basis. U_i are the approximated eigenvalues of U_{ijkl} obtained using the eigenbasis of the bare v_{ijkl} [63]. The full cRPA screening is thus most dominant in the monopole channel, which mostly affects density-density interactions, while the screening becomes small in the multipole channels, which mostly affect Hund's exchange elements.

Inspired by Scott and Booth [56] we also construct a cRPA Coulomb tensor, which is screened mostly in the leading monopole channel, such that only $\varepsilon_1 > 0$, while all other $\varepsilon_{i>1} = 1$. The resulting matrix elements are listed in Tab. II. As expected, the approx. "monopole" cRPA Coulomb matrix elements agree with the full cRPA ones in the density-density and approx. with the bare ones in the Hund's exchange channels. However, note that the monopole screened Hund's exchange elements are up to 77 meV larger than the fully screened ones, which is relevant for the spin-flip excitation energies.

For the analysis of finite background screening frequencies, we calculate $U_{ijkl}(i\omega_n) = \langle\phi_i\phi_j|U(i\omega_n)|\phi_k\phi_l\rangle$ for a few Matsubara frequencies $i\omega_n$. Afterwards we fit the

TABLE II. Bare and cRPA screened density-density (v_{ijjj}) and Hund's exchange (v_{ijij}) Coulomb matrix elements in the Wannier basis of the MLWF in eV.

	v_{ijjj}^{bare}			v_{ijij}^{bare}		
	e_2	e_1	a_1	e_2	e_1	a_1
e_2	13.454	12.438	12.985		0.437	0.637
e_1	12.438	13.357	13.135	0.437		0.317
a_1	12.985	13.135	14.466	0.637	0.317	
	U_{ijjj}^{cRPA}			U_{ijij}^{cRPA}		
	e_2	e_1	a_1	e_2	e_1	a_1
e_2	5.757	4.998	5.153		0.396	0.570
e_1	4.998	5.900	5.379	0.396		0.302
a_1	5.153	5.379	6.247	0.570	0.302	
	U^{cRPA} monopole screening only					
	e_2	e_1	a_1	e_2	e_1	a_1
e_2	5.838	4.956	5.096		0.436	0.647
e_1	4.956	5.979	5.390	0.436		0.319
a_1	5.096	5.390	6.335	0.647	0.319	

TABLE III. Bare density-density (v_{ijjj}) and Hund's exchange (v_{ijij}) Coulomb matrix elements in the Wannier basis of the FGWF in eV.

	v_{ijjj}^{bare}			v_{ijij}^{bare}		
	e_2	e_1	a_1	e_2	e_1	a_1
e_2	18.450	15.058	16.733		0.578	0.838
e_1	15.058	14.531	15.314	0.578		0.407
a_1	16.733	15.314	18.127	0.838	0.407	
	U_{ijjj}^{cRPA}			U_{ijij}^{cRPA}		
	e_2	e_1	a_1	e_2	e_1	a_1
e_2	6.599	5.349	5.491		0.508	0.307
e_1	5.349	6.146	5.809	0.508		0.379
a_1	5.491	5.809	7.062	0.307	0.379	

leading eigenvalue to a single plasmon pole model of the form $U_1(i\omega_n) = v_1 - g^2 \frac{2\omega_p}{\omega_n^2 + \omega_p^2}$ yielding $g \approx 17.6$ eV and $\omega_p \approx 16.5$ eV. This allows us to adjust the real frequency of the leading eigenvalue as $U_1(\omega) \approx v_1 + g^2 \frac{2\omega_p}{\omega^2 - \omega_p^2 + i\delta}$ for which we use $\delta = 2.5$ eV. This way we can continuously adjust the leading eigenvalue in the monopole screening model as done for Fig. 7. The rather large $\delta = 2.5$ eV is used here to mimic the effects of screening channels beyond the single plasmon pole model.

Although the FGWF wave functions show deviations of just up to 6.4% in comparison to the MLWF ones (as measured by the overlaps given above), the resulting bare Coulomb matrix elements are different by up to 27% as a result of the ϕ_i^4 dependence of v and as visible from Tab. III. This is a result of the enhanced atomic character of the FGWFs and their reduced hybridization with the carbon rings, yielding a smaller spread and thus enhanced bare Coulomb matrix elements.

4. Double counting

We choose three orbital-dependent correction schemes, which all act on the single-particle t_{ij} hopping matrix elements according to the following terms, which we add to the model Hamiltonian:

$$H_{\text{DC}}^{\text{Har}} = \sum_{ij,\sigma} c_{i\sigma}^\dagger c_{j\sigma} \sum_{kl} \rho_{kl} U_{iljk}, \quad (2)$$

with ρ_{kl} the single-particle density-matrix in the Wannier basis obtained from the DFT calculation. This is the conventional Hartree double counting correction as discussed in detail in Refs. [14, 50, 51]. We also apply *ad hoc* chosen crystal-field corrections of the form

$$H_{\text{CFC}}^{(a_1/e_1)} = \sum_{i,\sigma} \Delta_i^{(a_1/e_1)} c_{i\sigma}^\dagger c_{i\sigma} \quad (3)$$

with only $\Delta_{i=a_1}^{(a_1)} = -0.143$ eV or $\Delta_{i=e_1}^{(e_1)} = -0.150$ eV non-zero elements for the respective H_{CFC} . These corrections thus solely shift the a_1 or e_1 states, while they preserve all symmetries. With these, we aim to investigate the effects of possibly wrong single-particle energies.

B. Exact Solutions and Benchmark Quantities

We use the exact diagonalization (ED) routines (atom_diag) from TRIQS [64] to solve the downfolded many-body Hamiltonian $H = \hat{t}_{\alpha\beta} c_\alpha^\dagger c_\beta + \hat{U}_{\alpha\beta\gamma\delta} c_\alpha^\dagger c_\beta^\dagger c_\gamma c_\delta$, giving us access to both the energies and the many-body wave functions in the target space. Here, we restrict ourselves to charge-neutral excitations, i.e., those with $N = 3$ electrons in total, such that the relevant many-body wave functions are of the form $|\psi\rangle = \sum_{\alpha\beta\gamma} A_{\alpha\beta\gamma} c_\alpha^\dagger c_\beta^\dagger c_\gamma |0\rangle$, where the sum runs over spin and orbital indices. For three electrons, the possible values of S_z are $\pm 3/2$ and $\pm 1/2$. Note that our model has $SU(2)$ spin symmetry, so the spin S is a good quantum number, and states with the same S and different m_s have the same energy. We can thus restrict ourselves to states with $m_s = 1/2$.

Using the Wannier functions $\phi_\alpha(\mathbf{r})$, we calculate the electron density $\rho_i(\mathbf{r})$ in real space for a given many-body wave function i as $\rho_i(\mathbf{r}) = \sum_{\alpha,\beta} \langle \Psi_i | c_\alpha^\dagger c_\alpha | \Psi_i \rangle |\phi_\alpha(\mathbf{r})|^2$ using the many body states Ψ_i as obtained from the exact diagonalization of the Hamiltonian. For the spin-resolved density $\rho_i^\sigma(\mathbf{r})$ we use a similar expression yielding $\int d\mathbf{r} \rho_i^\uparrow(\mathbf{r}) = 2$ and $\int d\mathbf{r} \rho_i^\downarrow(\mathbf{r}) = 1$ in the $m_s = 1/2$ channel.

C. Real-space Fixed-node Diffusion Monte Carlo (DMC)

In order to obtain approximate many-body eigenstates using fixed-node diffusion Monte Carlo (DMC), we con-

structured the trial wave functions in the following multi-Slater-Jastrow form,

$$\Psi_T(\mathbf{R}) = \Psi_T(\mathbf{r}_1, \mathbf{r}_2, \dots, \mathbf{r}_N) \\ = e^{J(\mathbf{r}_1, \mathbf{r}_2, \dots, \mathbf{r}_N)} \sum_k c_k D_k^\uparrow(\chi_{i\uparrow}(\mathbf{r}_j)) D_k^\downarrow(\chi_{i\downarrow}(\mathbf{r}_j)), \quad (4)$$

where \mathbf{r}_i represents the real-space coordinates of the i th electron and \mathbf{R} encompasses the configurations of all the electrons. The multi-Slater-determinant expansion, given by $\sum_k c_k D_k^\uparrow(\chi_{i\uparrow}(\mathbf{r}_j)) D_k^\downarrow(\chi_{i\downarrow}(\mathbf{r}_j))$, was generated from restricted Hartree-Fock (RHF) followed by state-averaged complete active space self-consistent field (CASSCF) [65] using the PySCF package [66] with correlation-consistent effective core potentials, and a corresponding triple-zeta basis set [39]. The system consists of 63 valence electrons, and in CASSCF we chose an active space that includes two spin-up electrons, one spin-down electron, and five molecular orbitals that are V-3d-like determined by the atomic valence active space (AVAS) procedure [67]. For all the eigenstates, the parameters in the two-body Jastrow factor J , all the determinant coefficients c_k , and the molecular orbitals in the active space were fully optimized using variational Monte Carlo [25] using the method described in Refs. [68, 69]. The excited states were optimized with the constraint that they are orthogonal to the optimized lower-energy eigenstates [27]. After the trial wave functions Ψ_T (of either the ground state or the excited states) were fully optimized, the lowest-energy wave functions that have the same nodal structure were projected out using DMC [25]. We then compute the energies and reduced density matrices of the fixed-node wave functions of all the eigenstates of interest. All the variational and diffusion Monte Carlo calculations, including the optimization of trial wave functions and DMC, were performed using the PyQMC package [70] interfaced with PySCF.

Using reduced density matrices in natural orbitals to characterize many-body eigenstates

For a wave function $|\Psi\rangle$, its one-body and two-body reduced density matrices (1(2)-RDMs) in a given single-particle basis are defined as

$$\rho_{ij}^\sigma[\Psi] = \langle \Psi | c_{i\sigma}^\dagger c_{j\sigma} | \Psi \rangle, \\ \rho_{ijkl}^{\sigma\sigma'}[\Psi] = \langle \Psi | c_{i\sigma}^\dagger c_{k\sigma'}^\dagger c_{l\sigma'} c_{j\sigma} | \Psi \rangle, \quad (5)$$

where $c_{i\sigma}^\dagger$ ($c_{i\sigma}$) creates (annihilates) an electron in single-particle orbital $\chi_{i\sigma}$. Almost all the one- and two-body observables can be computed using the 1- and 2-RDMs. For example, the spin-resolved electronic density is evaluated as

$$\rho^\sigma(\mathbf{r}) = \sum_i \chi_{i\sigma}^*(\mathbf{r}) \rho_{ii}^\sigma[\Psi] \chi_{i\sigma}(\mathbf{r}). \quad (6)$$

To directly compare the observables that characterize the fixed-node eigenstates with those of the downfolded eigenstates, it is crucial to ensure that the RDMs are calculated using the identical set of single-particle orbitals. Given that the downfolding and DMC calculations were performed using separated packages and employed a different basis to expand the active space (MLWFs for the downfolded results and CASSCF molecular orbitals for DMC), we rotate the RDMs obtained from each method to the same basis set to align the many-body eigenstates.

The natural orbitals are defined as the principal components, that correspond to the largest five singular values, of all the 1-RDMs up to the m th downfolded excited state [71],

$$\varrho = U \Sigma V, \\ \varrho = (\rho^\uparrow[\Psi_0], \dots, \rho^\uparrow[\Psi_m], \rho^\downarrow[\Psi_0], \dots, \rho^\downarrow[\Psi_m]), \quad (7)$$

where $\rho^\sigma[\Psi_a]$ is eigenstate Ψ_a 's 1-RDM written in the Wannier basis $\{\phi_i(\mathbf{r})\}$. We then transform all the 1- and 2-RDMs computed from both downfolding and DMC to these natural orbitals. This ensures that we characterize downfolded and DMC eigenstates within the same Hilbert space. We found $\text{Tr}(\rho_{\text{downfolded}}[\Psi_i]) - \text{Tr}(\rho_{\text{DMC}}[\Psi_i])$ to be $0.1 \sim 0.2$, for all the Ψ_i 's of interest (up to the 2nd charge excitation). With three electrons in the active space, this suggests that when using the MLWFs derived from Wannierization of Kohn-Sham orbitals to characterize the low-energy excitations in VCp₂, we get about 5% error in terms of their 1-RDMs.

D. Auxiliary-Field Quantum Monte Carlo (AFQMC)

We computed the low-energy many-body spectrum, including spin-flip, and crystal-field excitations, of the vanadocene molecule using phaseless AFQMC [24, 72, 73]. All AFQMC calculations were performed using the Flatiron Institute, Center for Computational Quantum Physics's production quality AFQMC code. A detailed description of the AFQMC method was recently reviewed in great detail [72]. AFQMC was recently used to compute the ionization potentials of several 3d-transition metal complexes, including vanadocene, producing results which compare favorably with experiment [28]. Our AFQMC procedure, especially regarding the choice of trial wave function, is guided by that benchmark. AFQMC calculations were performed using multi-Slater determinant trial wave functions which were derived from CASSCF calculations. The active space for CASSCF was chosen using the atomic valence active space (AVAS) procedure [67] and the ANO-RCC basis to define V-3d reference atomic orbitals, with an AVAS threshold of 0.1. This yields an active space consisting of 13 active electrons and 15 active orbitals. CASSCF orbitals were optimized for the ground state, and excited-state CAS-wave functions were computed in one-shot state-specific CASCI

calculations using the ground-state CASSCF orbitals to define the active space. AFQMC trial wave functions are truncated CAS-wave functions where Slater determinants with weight less than 0.0014 are discarded. For states with $S = 3/2$, including the ground state and both crystal-field excitations, the trial wave functions consisted of only about 100 Slater determinants. For all spin-flip excitations, the trial wave functions consisted of about 150 Slater determinants.

E. Equation-of-Motion Coupled Cluster (EOMCC)

Equation-of-motion coupled-cluster calculations were performed at the single-, and double-excitation level (EOM-CCSD), as implemented in PySCF [66]. The correlation consistent effective core potential (ccECP) / pseudopotential and the corresponding ccECP-cc-pVQZ basis were used for all atoms. The ROHF ground state determinant, with $M_S = 3/2$ and $S^2 = 3.75$, was used as a reference for EOM-CCSD. Due to the very large dimension of the Hilbert space in the ccECP-cc-pVQZ basis, we performed EOM-CCSD in a CAS-like active space with 502 active orbitals and including all electrons in the active space. We checked that the excitation energies are converged by comparing with similar calculations performed in an active space consisting of 452 orbitals. The average absolute deviation of the excitation energies, computed over the states

in Figure 2, between EOM-CCSD(502o,63e) and EOM-CCSD(452o,63e) is 28(15) meV with a maximum absolute deviation of 53 meV from the first crystal-field excitation.

V. ACKNOWLEDGEMENT

We thank Yusuke Nomura for support for using RESPACK and Timothy Berkelbach for helpful discussions. YC was supported by the U.S. Department of Energy, Office of Science, Office of Basic Energy Sciences, Computational Materials Sciences Program, under Award No. DE-SC0020177 for the initial diffusion Monte Carlo calculations and analysis performed at the University of Illinois. EvL acknowledges support from the Swedish Research Council (Vetenskapsrådet, VR) under grant 2022-03090. CED acknowledges support from NSF Grant No. DMR-2237674. The Flatiron Institute is a division of the Simons Foundation. TW acknowledges support from the Deutsche Forschungsgemeinschaft (DFG, German Research Foundation) through the cluster of excellence “CUI: Advanced Imaging of Matter” of the Deutsche Forschungsgemeinschaft (DFG EXC 2056, Project ID 390715994) and research unit QUAST FOR 5249 (project ID: 449872909; project P5). LKW was supported by a grant from the Simons Foundation as part of the Simons Collaboration on the many-electron problem.

-
- [1] F. Aryasetiawan and F. Nilsson, *Downfolding Methods in Many-Electron Theory* (AIP Publishing LLC, 2022).
 - [2] A. Georges, G. Kotliar, W. Krauth, and M. J. Rozenberg, Dynamical mean-field theory of strongly correlated fermion systems and the limit of infinite dimensions, *Rev. Mod. Phys.* **68**, 13 (1996).
 - [3] A. N. Rubtsov, M. I. Katsnelson, and A. I. Lichtenstein, Dual fermion approach to nonlocal correlations in the hubbard model, *Phys. Rev. B* **77**, 033101 (2008).
 - [4] A. Rubtsov, M. Katsnelson, and A. Lichtenstein, Dual boson approach to collective excitations in correlated fermionic systems, *Annals of Physics* **327**, 1320 (2012).
 - [5] A. Galler, P. Thunström, J. Kaufmann, M. Pickem, J. M. Tomczak, and K. Held, The AbinitioDFA Project v1.0: Non-local correlations beyond and susceptibilities within dynamical mean-field theory, *Computer Physics Communications* **245**, 106847 (2019).
 - [6] A. A. Kananenka, E. Gull, and D. Zgid, Systematically improvable multiscale solver for correlated electron systems, *Phys. Rev. B* **91**, 121111 (2015).
 - [7] H. Lee, S. Poncé, K. Bushick, S. Hajinazar, J. Lafuente-Bartolome, J. Leveillee, C. Lian, F. Macheda, H. Paudyal, W. H. Sio, M. Zacharias, X. Zhang, N. Bonini, E. Kioupakis, E. R. Margine, and F. Giustino, Electron-phonon physics from first principles using the EPW code (2023), [arXiv:2302.08085 \[cond-mat.mtrl-sci\]](https://arxiv.org/abs/2302.08085).
 - [8] F. Aryasetiawan, M. Imada, A. Georges, G. Kotliar, S. Biermann, and A. I. Lichtenstein, Frequency-dependent local interactions and low-energy effective models from electronic structure calculations, *Phys. Rev. B* **70**, 195104 (2004).
 - [9] A. K. McMahan, R. M. Martin, and S. Satpathy, Calculated effective Hamiltonian for La_2CuO_4 and solution in the impurity Anderson approximation, *Phys. Rev. B* **38**, 6650 (1988).
 - [10] M. Hirayama, T. Miyake, and M. Imada, Derivation of static low-energy effective models by an ab initio downfolding method without double counting of coulomb correlations: Application to SrVO_3 , FeSe , and FeTe , *Phys. Rev. B* **87**, 195144 (2013).
 - [11] C. Honerkamp, Effective interactions in multiband systems from constrained summations, *Phys. Rev. B* **85**, 195129 (2012).
 - [12] A. I. Lichtenstein and M. I. Katsnelson, Ab initio calculations of quasiparticle band structure in correlated systems: LDA++ approach, *Physical Review B* **57**, 6884 (1998).
 - [13] V. I. Anisimov, F. Aryasetiawan, and A. I. Lichtenstein, First-principles calculations of the electronic structure and spectra of strongly correlated systems: the LDA+U method, *Journal of Physics: Condensed Matter* **9**, 767 (1997).
 - [14] L. Muechler, D. I. Badrtdinov, A. Hampel, J. Cano, M. Rösner, and C. E. Dreyer, Quantum embedding methods for correlated excited states of point defects: Case studies and challenges, *Physical Review B* **105**, 235104 (2022).

- (2022).
- [15] N. Sheng, C. Vorwerk, M. Govoni, and G. Galli, Green's Function Formulation of Quantum Defect Embedding Theory, *Journal of Chemical Theory and Computation* **18**, 3512 (2022).
 - [16] K. Haule, Exact Double Counting in Combining the Dynamical Mean Field Theory and the Density Functional Theory, *Physical Review Letters* **115**, 196403 (2015).
 - [17] O. Kristanovski, A. B. Shick, F. Lechermann, and A. I. Lichtenstein, Role of nonspherical double counting in DFT+DMFT: Total energy and structural optimization of pnictide superconductors, *Physical Review B* **97**, 201116 (2018).
 - [18] G. Kotliar, S. Y. Savrasov, K. Haule, V. S. Oudovenko, O. Parcollet, and C. A. Marianetti, Electronic structure calculations with dynamical mean-field theory, *Reviews of Modern Physics* **78**, 865 (2006).
 - [19] P. H. Dederichs, S. Blügel, R. Zeller, and H. Akai, Ground states of constrained systems: Application to cerium impurities, *Phys. Rev. Lett.* **53**, 2512 (1984).
 - [20] A. K. McMahan, R. M. Martin, and S. Satpathy, Calculated effective hamiltonian for La_2CuO_4 and solution in the impurity anderson approximation, *Phys. Rev. B* **38**, 6650 (1988).
 - [21] Z. Zhang and S. Satpathy, Electron states, magnetism, and the verwey transition in magnetite, *Phys. Rev. B* **44**, 13319 (1991).
 - [22] H. Koch and P. Jørgensen, Coupled cluster response functions, *The Journal of Chemical Physics* **93**, 3333 (1990).
 - [23] J. F. Stanton and R. J. Bartlett, The equation of motion coupled-cluster method. A systematic biorthogonal approach to molecular excitation energies, transition probabilities, and excited state properties, *The Journal of Chemical Physics* **98**, 7029 (1993).
 - [24] S. Zhang and H. Krakauer, Quantum monte carlo method using phase-free random walks with slater determinants, *Phys. Rev. Lett.* **90**, 136401 (2003).
 - [25] W. M. C. Foulkes, L. Mitas, R. J. Needs, and G. Rajagopal, Quantum Monte Carlo simulations of solids, *Reviews of Modern Physics* **73**, 33 (2001).
 - [26] N. B. Balabanov and J. E. Boggs, Ab Initio Study of Molecular and Electronic Structures of Early Transition Metal Trihydrides MH_3 ($M = \text{Sc}, \text{Ti}, \text{V}, \text{Fe}$), *The Journal of Physical Chemistry A* **104**, 1597 (2000).
 - [27] S. Pathak, B. Busemeyer, J. N. B. Rodrigues, and L. K. Wagner, Excited states in variational Monte Carlo using a penalty method, *The Journal of Chemical Physics* **154**, 034101 (2021).
 - [28] B. Rudsteyn, J. L. Weber, D. Coskun, P. A. Devlaminc, S. Zhang, D. R. Reichman, J. Shee, and R. A. Friesner, Calculation of metallocene ionization potentials via auxiliary field quantum monte carlo: Toward benchmark quantum chemistry for transition metals, *Journal of Chemical Theory and Computation* **18**, 2845 (2022).
 - [29] J. Shee, J. L. Weber, D. R. Reichman, R. A. Friesner, and S. Zhang, On the potentially transformative role of auxiliary-field quantum Monte Carlo in quantum chemistry: A highly accurate method for transition metals and beyond, *The Journal of Chemical Physics* **158**, 140901 (2023).
 - [30] N. Marzari and D. Vanderbilt, Maximally localized generalized wannier functions for composite energy bands, *Phys. Rev. B* **56**, 12847 (1997).
 - [31] F. Aryasetiawan, K. Karlsson, O. Jepsen, and U. Schönberger, Calculations of Hubbard U from first-principles, *Phys. Rev. B* **74**, 125106 (2006).
 - [32] Y. Nomura, M. Kaltak, K. Nakamura, C. Taranto, S. Sakai, A. Toschi, R. Arita, K. Held, G. Kresse, and M. Imada, Effective on-site interaction for dynamical mean-field theory, *Phys. Rev. B* **86**, 085117 (2012).
 - [33] C. Martins, M. Aichhorn, L. Vaugier, and S. Biermann, Reduced Effective Spin-Orbital Degeneracy and Spin-Orbital Ordering in Paramagnetic Transition-Metal Oxides: Sr_2IrO_4 versus Sr_2RhO_4 , *Phys. Rev. Lett.* **107**, 266404 (2011).
 - [34] P. Werner, R. Sakuma, F. Nilsson, and F. Aryasetiawan, Dynamical screening in La_2CuO_4 , *Phys. Rev. B* **91**, 125142 (2015).
 - [35] R. Prins and J. D. W. V. Voorst, Bonding in Sandwich Compounds, *The Journal of Chemical Physics* **49**, 4665 (1968).
 - [36] Z.-F. Xu, Y. Xie, W.-L. Feng, and H. F. Schaefer, Systematic investigation of electronic and molecular structures for the first transition metal series metallocenes $m(\text{c}5\text{h}5)_2$ ($m = \text{v}, \text{cr}, \text{mn}, \text{fe}, \text{co}, \text{and ni}$), *The Journal of Physical Chemistry A* **107**, 2716 (2003).
 - [37] E. Gard, A. Haaland, D. P. Novak, and R. Seip, The molecular structures of dicyclopentadienylvanadium, $(\text{c}5\text{h}5)_2\text{v}$, and dicyclopentadienylchromium, $(\text{c}5\text{h}5)_2\text{cr}$, determined by gas phase electron diffraction, *Journal of Organometallic Chemistry* **88**, 181 (1975).
 - [38] E. G. C. P. van Loon, M. Rösner, M. I. Katsnelson, and T. O. Wehling, Random phase approximation for gapped systems: Role of vertex corrections and applicability of the constrained random phase approximation, *Phys. Rev. B* **104**, 045134 (2021).
 - [39] A. Annaberdiev, G. Wang, C. A. Melton, M. Chandler Bennett, L. Shulenburger, and L. Mitas, A new generation of effective core potentials from correlated calculations: 3d transition metal series, *The Journal of Chemical Physics* **149**, 134108 (2018).
 - [40] R. Prins and J. D. W. v. Voorst, Bonding in Sandwich Compounds, *The Journal of Chemical Physics* **49**, 4665 (1968).
 - [41] T. A. Jackson, J. Krzystek, A. Ozarowski, G. B. Wigeratne, B. F. Wicker, D. J. Mindiola, and J. Telser, Vanadocene de Novo: Spectroscopic and Computational Analysis of Bis(η^5 -cyclopentadienyl)vanadium(II), *Organometallics* **31**, 8265 (2012).
 - [42] Q. M. Phung, S. Vancoillie, and K. Pierloot, A multiconfigurational perturbation theory and density functional theory study on the heterolytic dissociation enthalpy of first-row metallocenes, *Journal of Chemical Theory and Computation* **8**, 883 (2012).
 - [43] S. Nain, R. Khurana, and M. E. Ali, Harnessing Colossal Magnetic Anisotropy in Sandwiched $3d^2$ -Metallocenes, *The Journal of Physical Chemistry A* **126**, 2811 (2022).
 - [44] B. Amadon, F. Lechermann, A. Georges, F. Jollet, T. O. Wehling, and A. I. Lichtenstein, Plane-wave based electronic structure calculations for correlated materials using dynamical mean-field theory and projected local orbitals, *Physical Review B* **77**, 205112 (2008).
 - [45] K. Haule, C.-H. Yee, and K. Kim, Dynamical mean-field theory within the full-potential methods: Electronic structure of $\{\text{CeIrIn}\}_5$, $\{\text{CeCoIn}\}_5$, and $\{\text{CeRhIn}\}_5$, *Physical Review B* **81**, 195107 (2010).

- [46] M. Karolak, T. O. Wehling, F. Lechermann, and A. I. Lichtenstein, General DFT++ method implemented with projector augmented waves: electronic structure of SrVO₃ and the mott transition in Ca₂-xSr_xRuO₄, *Journal of Physics: Condensed Matter* **23**, 085601 (2011).
- [47] M. Schüller, O. E. Peil, G. J. Kraberger, R. Pordzik, M. Marsman, G. Kresse, T. O. Wehling, and M. Aichhorn, Charge self-consistent many-body corrections using optimized projected localized orbitals, *Journal of Physics: Condensed Matter* **30**, 475901 (2018).
- [48] J. P. Perdew and M. Levy, Physical content of the exact kohn-sham orbital energies: Band gaps and derivative discontinuities, *Phys. Rev. Lett.* **51**, 1884 (1983).
- [49] L. J. Sham and M. Schlüter, Density-functional theory of the band gap, *Phys. Rev. B* **32**, 3883 (1985).
- [50] M. Bockstedte, F. Schütz, T. Garratt, V. Ivády, and A. Gali, Ab initio description of highly correlated states in defects for realizing quantum bits, *npj Quant Mater* **3**, 1 (2018).
- [51] H. Ma, M. Govoni, and G. Galli, Quantum simulations of materials on near-term quantum computers, *npj Comput Mater* **6**, 1 (2020).
- [52] I. V. Solovyev, P. H. Dederichs, and V. I. Anisimov, Corrected atomic limit in the local-density approximation and the electronic structure of *d* impurities in Rb, *Phys. Rev. B* **50**, 16861 (1994).
- [53] M. T. Czyżyk and G. A. Sawatzky, Local-density functional and on-site correlations: The electronic structure of La₂CuO₄ and LaCuO₃, *Phys. Rev. B* **49**, 14211 (1994).
- [54] V. I. Anisimov, J. Zaanen, and O. K. Andersen, Band theory and Mott insulators: Hubbard *U* instead of Stoner *I*, *Phys. Rev. B* **44**, 943 (1991).
- [55] A. I. Liechtenstein, V. I. Anisimov, and J. Zaanen, Density-functional theory and strong interactions: Orbital ordering in Mott-Hubbard insulators, *Phys. Rev. B* **52**, R5467 (1995).
- [56] C. J. C. Scott and G. H. Booth, Rigorous screened interactions for realistic correlated electron systems (2023), [arXiv:2307.13584 \[cond-mat.str-el\]](https://arxiv.org/abs/2307.13584).
- [57] P. Giannozzi, S. Baroni, N. Bonini, M. Calandra, R. Car, C. Cavazzoni, D. Ceresoli, G. L. Chiarotti, M. Cococcioni, I. Dabo, A. D. Corso, S. d. Gironcoli, S. Fabris, G. Fratesi, R. Gebauer, U. Gerstmann, C. Gougoussis, A. Kokalj, M. Lazzeri, L. Martin-Samos, N. Marzari, F. Mauri, R. Mazzarello, S. Paolini, A. Pasquarello, L. Paulatto, C. Sbraccia, S. Scandolo, G. Sclauzero, A. P. Seitsonen, A. Smogunov, P. Umari, and R. M. Wentzcovitch, QUANTUM ESPRESSO: a modular and open-source software project for quantum simulations of materials, *J. Phys.: Condens. Matter* **21**, 395502 (2009).
- [58] P. Giannozzi, O. Andreussi, T. Brumme, O. Bunau, M. B. Nardelli, M. Calandra, R. Car, C. Cavazzoni, D. Ceresoli, M. Cococcioni, N. Colonna, I. Carnimeo, A. D. Corso, S. d. Gironcoli, P. Delugas, R. A. DiStasio, A. Ferretti, A. Floris, G. Fratesi, G. Fugallo, R. Gebauer, U. Gerstmann, F. Giustino, T. Gorni, J. Jia, M. Kawamura, H.-Y. Ko, A. Kokalj, E. Küçükbenli, M. Lazzeri, M. Marsili, N. Marzari, F. Mauri, N. L. Nguyen, H.-V. Nguyen, A. Otero-de-la Roza, L. Paulatto, S. Poncé, D. Rocca, R. Sabatini, B. Santra, M. Schlipf, A. P. Seitsonen, A. Smogunov, I. Timrov, T. Thonhauser, P. Umari, N. Vast, X. Wu, and S. Baroni, Advanced capabilities for materials modelling with Quantum ESPRESSO, *J. Phys.: Condens. Matter* **29**, 465901 (2017).
- [59] P. Giannozzi, O. Baseggio, P. Bonfà, D. Brunato, R. Car, I. Carnimeo, C. Cavazzoni, S. de Gironcoli, P. Delugas, F. Ferrari Ruffino, A. Ferretti, N. Marzari, I. Timrov, A. Urru, and S. Baroni, Quantum ESPRESSO toward the exascale, *The Journal of Chemical Physics* **152**, 154105 (2020).
- [60] J. P. Perdew, K. Burke, and M. Ernzerhof, Generalized Gradient Approximation Made Simple, *Phys. Rev. Lett.* **77**, 3865 (1996).
- [61] D.-C. Sergentu, F. Gendron, and J. Autschbach, Similar ligand-metal bonding for transition metals and actinides? 5f¹ U(C₇H₇)₂ – versus 3d^{*n*} metallocenes, *Chemical Science* **9**, 6292 (2018).
- [62] K. Nakamura, Y. Yoshimoto, Y. Nomura, T. Tadano, M. Kawamura, T. Kosugi, K. Yoshimi, T. Misawa, and Y. Motoyama, RESPACK: An ab initio tool for derivation of effective low-energy model of material, *Computer Physics Communications* **261**, 107781 (2021).
- [63] M. Rösner, E. Şaşıoğlu, C. Friedrich, S. Blügel, and T. O. Wehling, Wannier function approach to realistic Coulomb interactions in layered materials and heterostructures, *Physical Review B* **92**, 085102 (2015).
- [64] O. Parcollet, M. Ferrero, T. Ayral, H. Hafermann, I. Krivenko, L. Messio, and P. Seth, TRIQS: A toolbox for research on interacting quantum systems, *Computer Physics Communications* **196**, 398 (2015).
- [65] K. Ruedenberg, M. W. Schmidt, M. M. Gilbert, and S. Elbert, Are atoms intrinsic to molecular electronic wavefunctions? I. The FORS model, *Chemical Physics* **71**, 41 (1982).
- [66] Q. Sun, X. Zhang, S. Banerjee, P. Bao, M. Barbry, N. S. Blunt, N. A. Bogdanov, G. H. Booth, J. Chen, Z.-H. Cui, J. J. Eriksen, Y. Gao, S. Guo, J. Hermann, M. R. Hermes, K. Koh, P. Koval, S. Lehtola, Z. Li, J. Liu, N. Mardirossian, J. D. McClain, M. Motta, B. Mussard, H. Q. Pham, A. Pulkin, W. Purwanto, P. J. Robinson, E. Ronca, E. R. Sayfutyarova, M. Scheurer, H. F. Schurkus, J. E. T. Smith, C. Sun, S.-N. Sun, S. Upadhyay, L. K. Wagner, X. Wang, A. White, J. D. Whitfield, M. J. Williamson, S. Wouters, J. Yang, J. M. Yu, T. Zhu, T. C. Berkelbach, S. Sharma, A. Y. Sokolov, and G. K.-L. Chan, Recent developments in the PySCF program package, *The Journal of Chemical Physics* **153**, 024109 (2020).
- [67] E. R. Sayfutyarova, Q. Sun, G. K.-L. Chan, and G. Knizia, Automated construction of molecular active spaces from atomic valence orbitals, *Journal of Chemical Theory and Computation* **13**, 4063 (2017).
- [68] S. Pathak and L. K. Wagner, Non-orthogonal determinants in multi-Slater-Jastrow trial wave functions for fixed-node diffusion Monte Carlo, *The Journal of Chemical Physics* **149**, 234104 (2018).
- [69] S. Pathak and L. K. Wagner, A light weight regularization for wave function parameter gradients in quantum Monte Carlo, *AIP Advances* **10**, 085213 (2020).
- [70] W. A. Wheeler, S. Pathak, K. G. Kleiner, S. Yuan, J. N. B. Rodrigues, C. Lorusong, K. Krongchon, Y. Chang, Y. Zhou, B. Busemeyer, K. T. Williams, A. Muñoz, C. Y. Chow, and L. K. Wagner, PyQMC: An all-Python real-space quantum Monte Carlo module in PySCF, *The Journal of Chemical Physics* **158**, 114801 (2023).
- [71] Y. Chang and L. K. Wagner, Learning emergent models from *ab initio* many-body calculations (2023), [arXiv:2302.02899 \[cond-mat.str-el\]](https://arxiv.org/abs/2302.02899).

- [72] M. Motta and S. Zhang, Ab initio computations of molecular systems by the auxiliary-field quantum monte carlo method, [WIREs Computational Molecular Science](#) **8**, e1364 (2018).
- [73] H. Shi and S. Zhang, Some recent developments in auxiliary-field quantum Monte Carlo for real materials, [The Journal of Chemical Physics](#) **154**, 024107 (2021).

VI. SUPPLEMENTARY INFORMATION

Appendix A: Supplementary Information 1: Charge Density Comparisons

In Figs. 9 to 15 we show the one-particle density matrices together with the charge densities and their differences to the ground states ($\Delta^{\uparrow/\downarrow}$) for all states discussed in the main text and as obtained from our DMC calculations (after projecting to the natural basis of the downfolded results) and from downfolding using the static cRPA Coulomb interaction. To also illustrate the spin and charge excitation characters of these states, we show the difference $\Delta^{\uparrow} \pm \Delta^{\downarrow}$. For the spin-flip excitation, we expect $\Delta^{\uparrow} + \Delta^{\downarrow}$ to be vanishingly small, while the change in the spin polarization, i.e., $\Delta^{\uparrow} - \Delta^{\downarrow}$ should be non-zero. For crystal-field excitations we expect finite $\Delta^{\uparrow} + \Delta^{\downarrow}$.

The overall good qualitative agreement between the DMC and downfolded results shows that we can indeed map the downfolded states 1:1 to the corresponding reference states from DMC, which allows for more detailed discussions of their differences.

As an example, we briefly discuss the first spin-flip and crystal-field excitations shown in Figs. 10 and 14. For both excitations, all depicted quantities obtained via DMC and downfolding are in good qualitative and quantitative agreement. For the spin-flip excitation, we do not find any significant difference between the two methods: diagonal and off-diagonal one-particle matrix elements are nearly the same, and the resulting charge densities look very much alike. In the case of the crystal-field excitation, the agreement is also qualitatively good, while there are some quantitative differences. In both DMC and the downfolded model, the higher e_1 is occupied by approx. 1 electron with approx. 2/3 in the up and 1/3 in the spin down channel. The relative occupations in the lower e_2 and a_1 orbitals, however, differ between the methods. The downfolded results underestimate the a_1 occupation and overestimate the e_2 occupations compared to the DMC.

This level of agreement holds throughout nearly all investigated excitations. Only the second spin-flip excitation shows different characteristics in $\Delta^{\uparrow/\downarrow}$ and $\Delta^{\uparrow} \pm \Delta^{\downarrow}$. From the comparison of the one-particle density matrices, we find here again that for this excitation, the a_1 (e_2) occupations are underestimated (overestimated) using the downfolded Hamiltonian in comparison to DMC. This might be attributed to an overestimation of the e_2 - a_1 splitting in the spin-restricted DFT calculation. In fact, upon adding a crystal-field correction ($H_{\text{CF}}^{a_1}$), which moves the a_1 state below the e_2 , this qualitative difference between the DMC and downfolded result can be lifted. Whether this discrepancy results here from a shortcoming in the DFT starting point, from missing double counting corrections, from the chosen model Hamiltonian, or from less accurate DMC reference data cannot be judged at the moment.

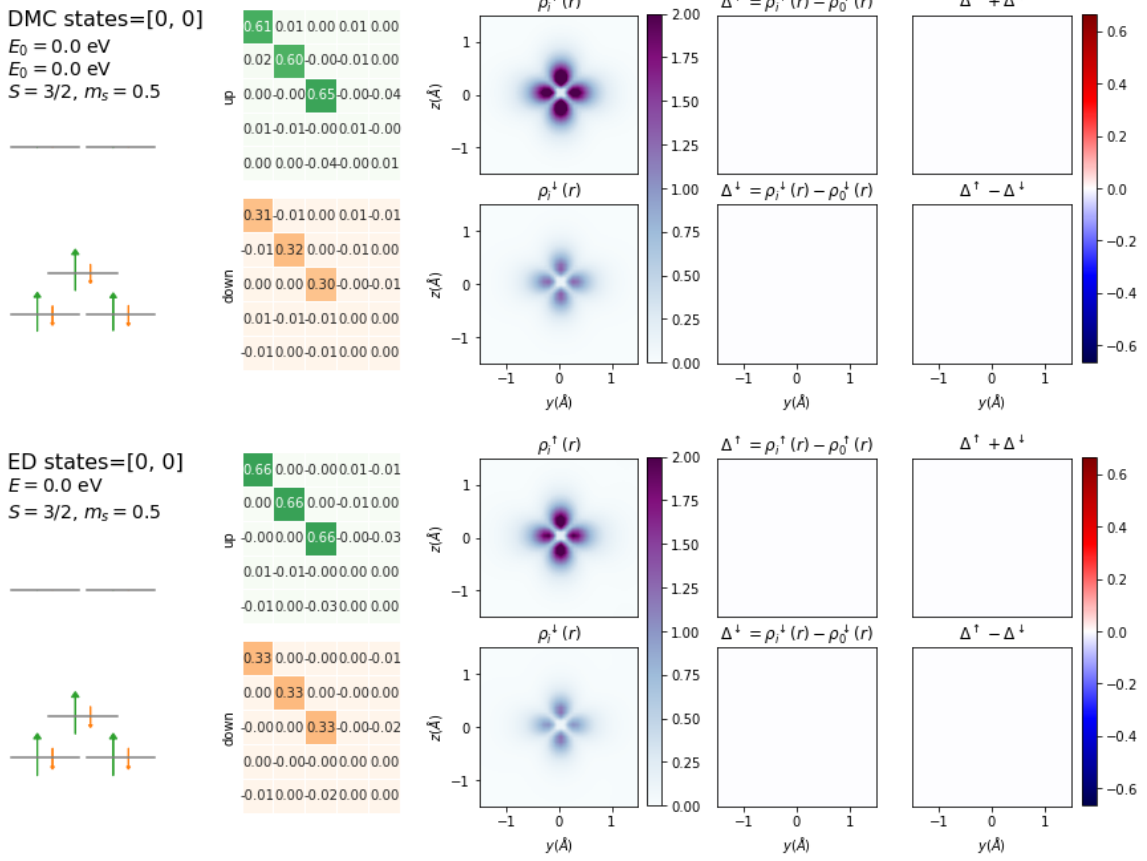


FIG. 9. Ground state within DMC (top) and as obtained from downfolding using the MLWF basis, full static cRPA Coulomb matrix elements, and no double counting (bottom). We show sketches of the many-body state, spin-channel resolved one-particle density matrices (ordered as e_2, a_1, e_1), and visualizations of the corresponding many-body charge densities.

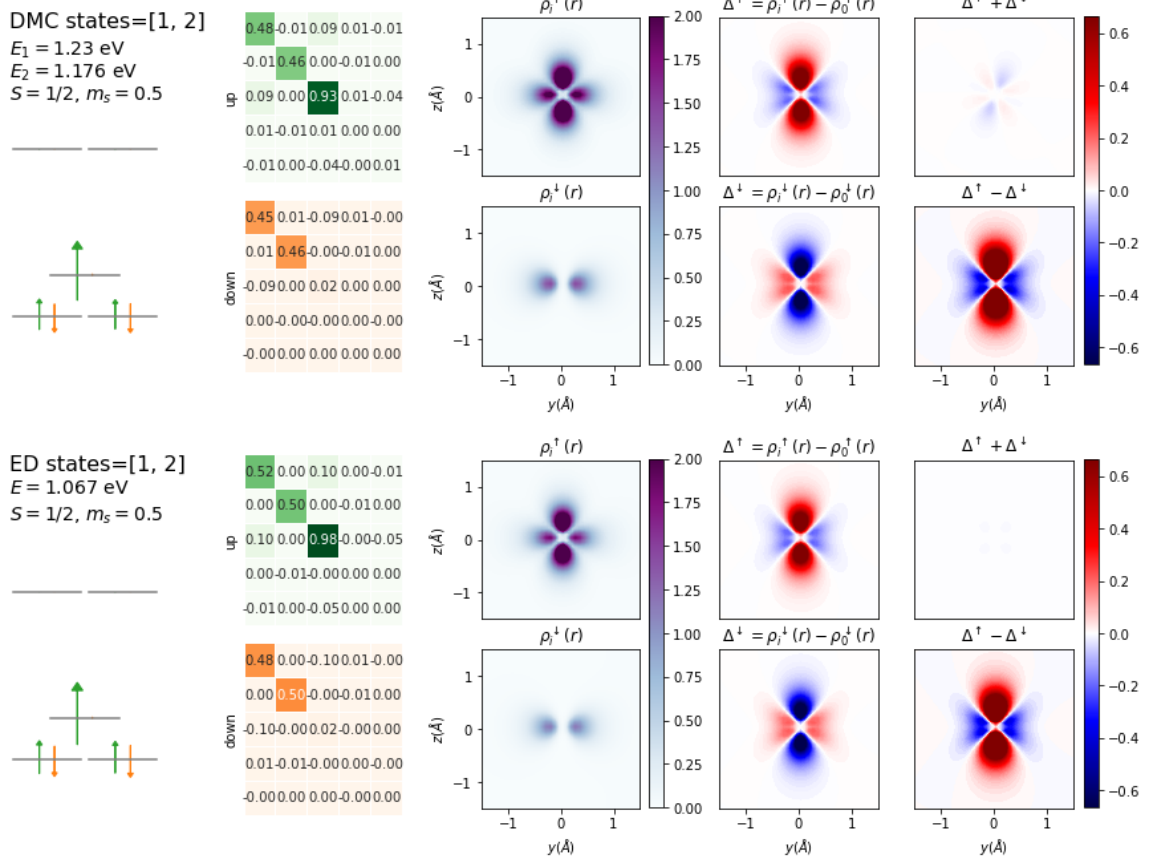


FIG. 10. First spin-flip excitations within DMC (top) and as obtained from downfolding using the MLWF basis, full static cRPA Coulomb matrix elements, and no double counting (bottom). We show sketches of the many-body state, spin-channel resolved one-particle density matrices (ordered as e_2, a_1, e_1), and visualizations of the corresponding many-body charge densities.

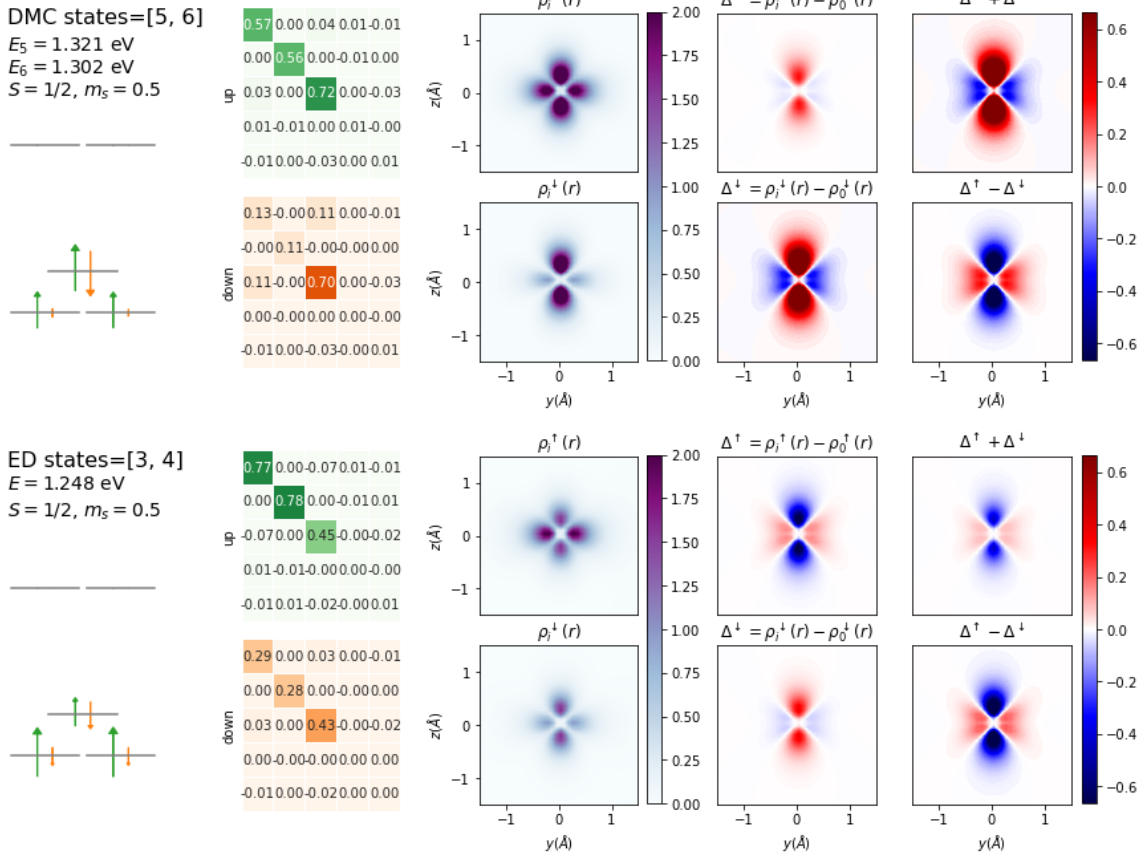


FIG. 11. Second spin-flip excitations within DMC (top) and as obtained from downfolding using the MLWF basis, full static cRPA Coulomb matrix elements, and no double counting (bottom). We show sketches of the many-body state, spin-channel resolved one-particle density matrices (ordered as e_2, a_1, e_1), and visualizations of the corresponding many-body charge densities.

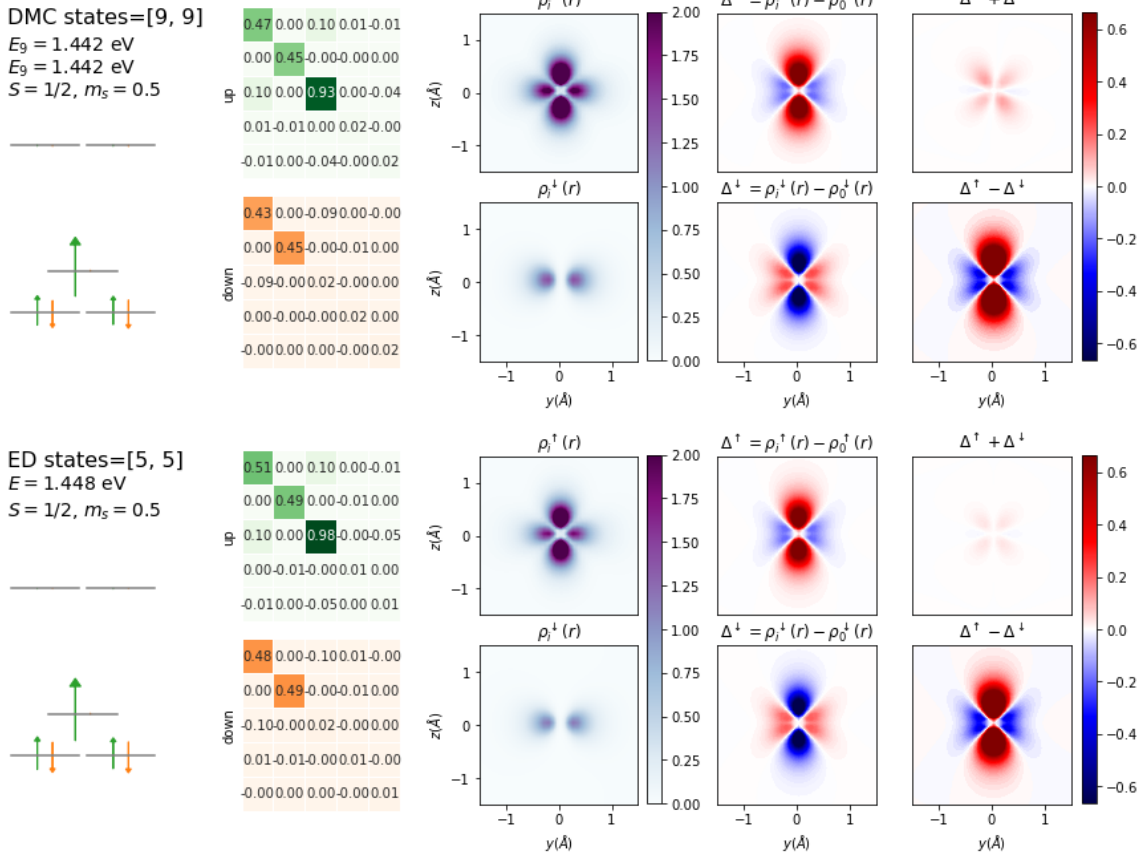


FIG. 12. Third spin-flip excitations within DMC (top) and as obtained from downfolding using the MLWF basis, full static cRPA Coulomb matrix elements, and no double counting (bottom). We show sketches of the many-body state, spin-channel resolved one-particle density matrices (ordered as e_2, a_1, e_1), and visualizations of the corresponding many-body charge densities.

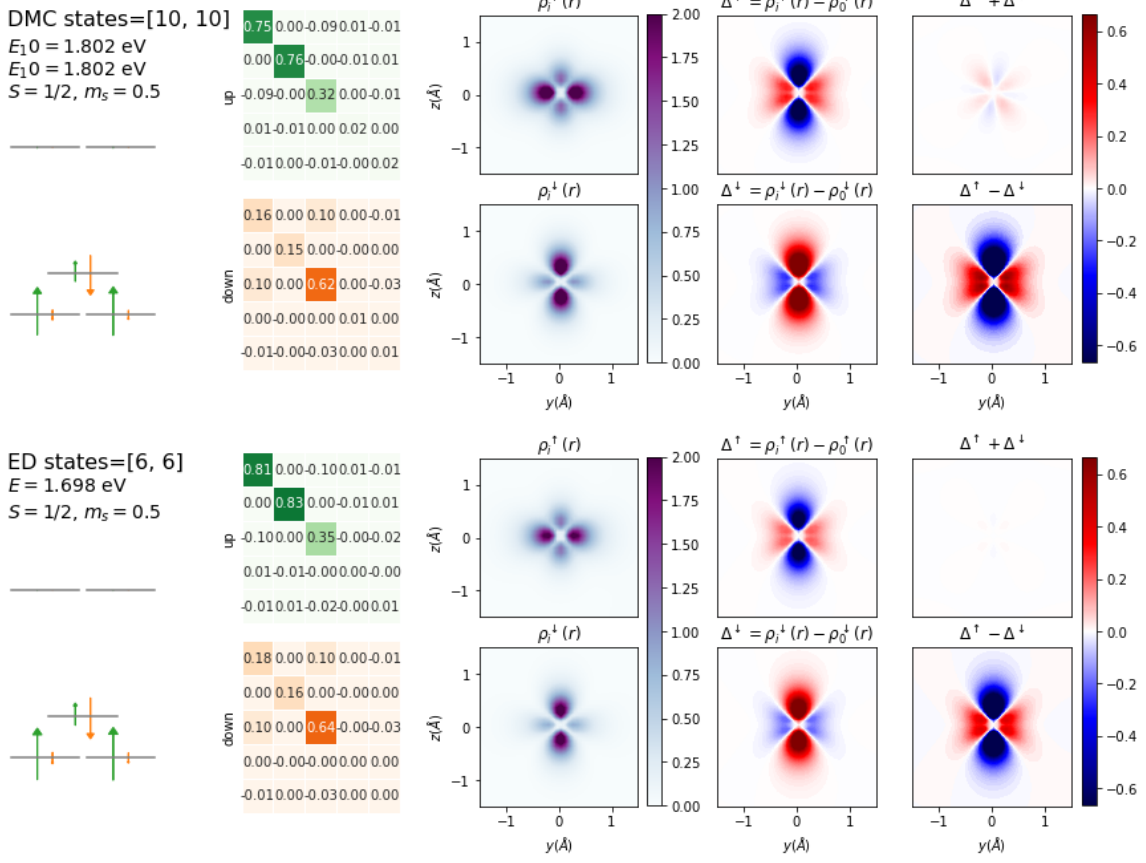


FIG. 13. Fourth spin-flip excitations within DMC (top) and as obtained from downfolding using the MLWF basis, full static cRPA Coulomb matrix elements, and no double counting (bottom). We show sketches of the many-body state, spin-channel resolved one-particle density matrices (ordered as e_2, a_1, e_1), and visualizations of the corresponding many-body charge densities.

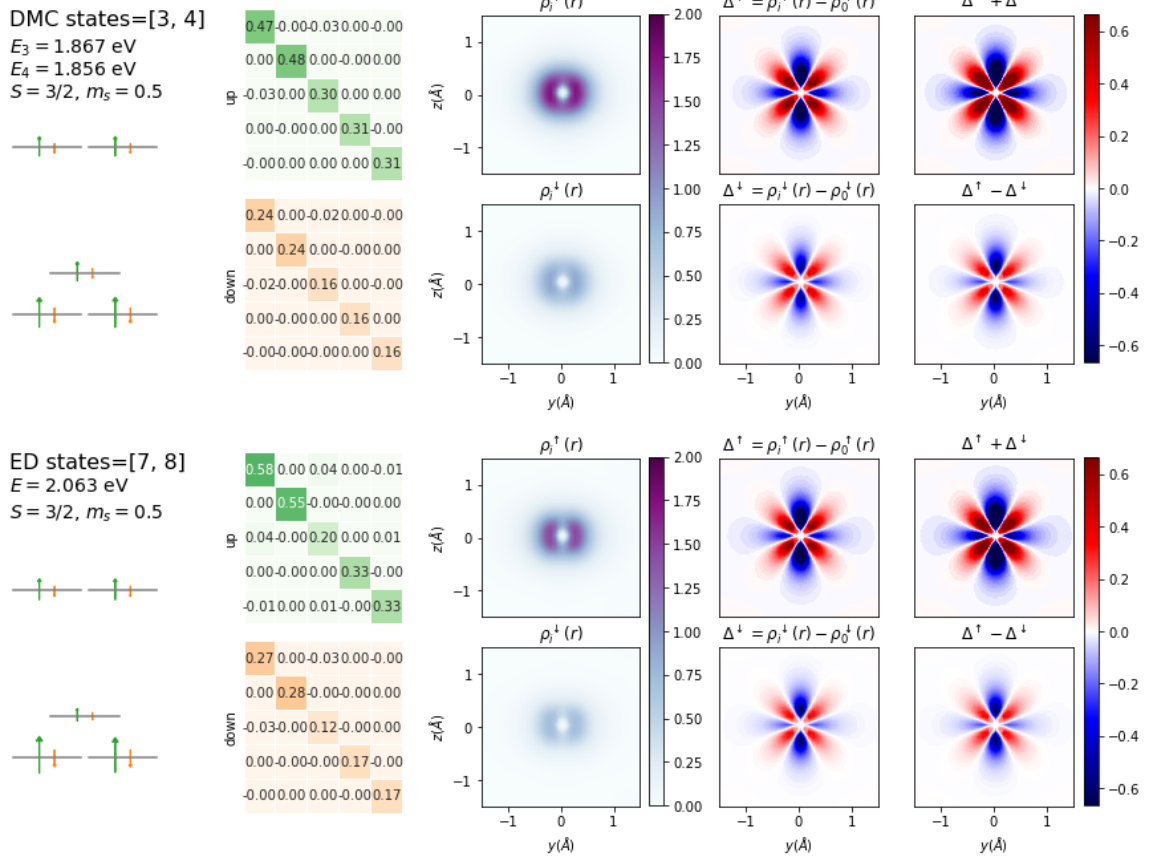


FIG. 14. First crystal-field excitations within DMC (top) and as obtained from downfolding using the MLWF basis, full static cRPA Coulomb matrix elements, and no double counting (bottom). We show sketches of the many-body state, spin-channel resolved one-particle density matrices (ordered as e_2, a_1, e_1), and visualizations of the corresponding many-body charge densities.

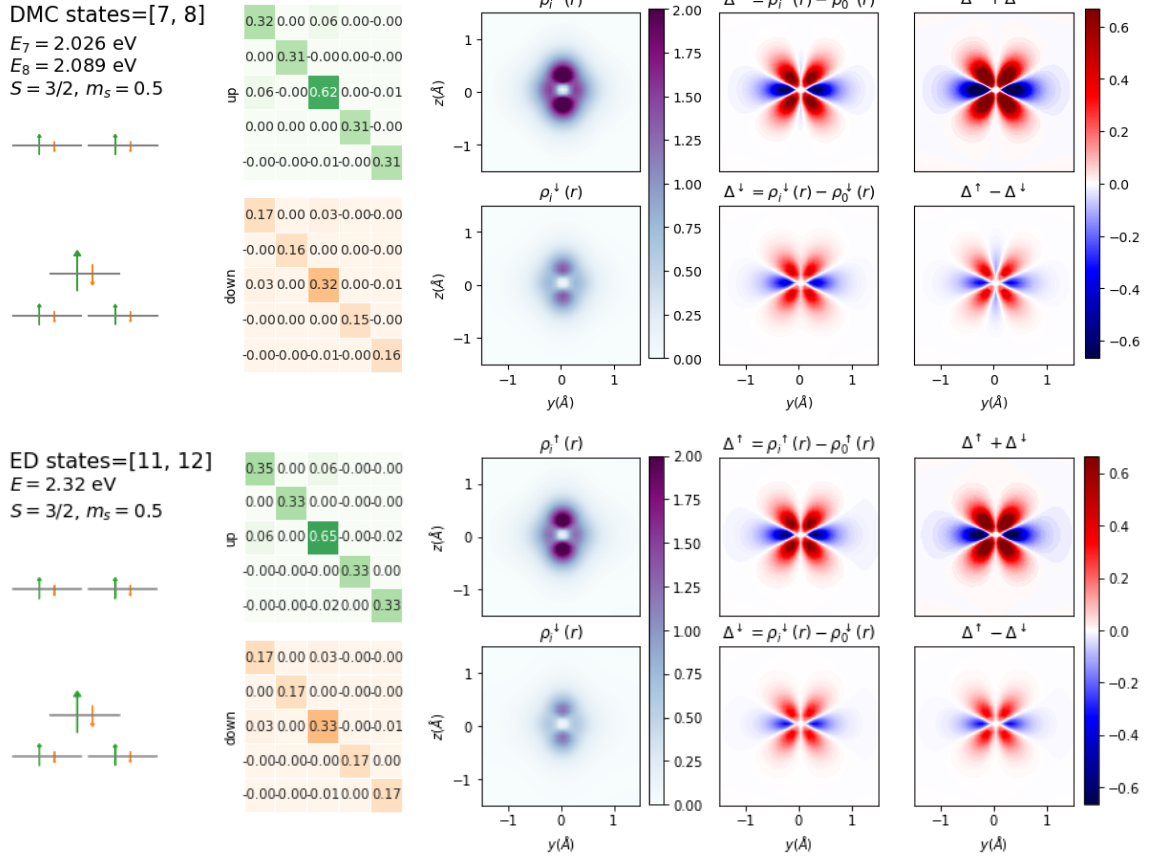


FIG. 15. Second crystal-field excitations within DMC (top) and as obtained from downfolding using the MLWF basis, full static cRPA Coulomb matrix elements, and no double counting (bottom). We show sketches of the many-body state, spin-channel resolved one-particle density matrices (ordered as e_2, a_1, e_1), and visualizations of the corresponding many-body charge densities.