

Deep Natural Language Feature Learning for Interpretable Prediction

Felipe Urrutia^{1,2}, Cristian Buc¹, Valentin Barriere^{1,2}

¹Centro Nacional de Inteligencia Artificial, Macul, Chile

²Department of Computer Science, Universidad de Chile, Santiago, Chile

furrutia@dim.uchile.cl, name.lastname@cenia.cl

Abstract

We propose a general method to break down a main complex task into a set of intermediary easier sub-tasks, which are formulated in natural language as binary questions related to the final target task. Our method allows for representing each example by a vector consisting of the answers to these questions. We call this representation Natural Language Learned Features (NLLF). NLLF is generated by a small transformer language model (e.g., BERT) that has been trained in a Natural Language Inference (NLI) fashion, using weak labels automatically obtained from a Large Language Model (LLM). We show that the LLM normally struggles for the main task using in-context learning, but can handle these easiest subtasks and produce useful weak labels to train a BERT. The NLI-like training of the BERT allows for tackling zero-shot inference with any binary question, and not necessarily the ones seen during the training. We show that this NLLF vector not only helps to reach better performances by enhancing any classifier, but that it can be used as input of an easy-to-interpret machine learning model like a decision tree. This decision tree is interpretable but also reaches high performances, surpassing those of a pre-trained transformer in some cases. We have successfully applied this method to two completely different tasks: detecting incoherence in students' answers to open-ended mathematics exam questions, and screening abstracts for a systematic literature review of scientific papers on climate change and agroecology.¹

1 Introduction and Related Work

The use of AI models is becoming increasingly pervasive in today's society. As such, applications of these models have seen the light in domains where decisions can have dramatic consequences such as healthcare (Norgeot et al., 2019),

justice (Dass et al., 2022), or finances (Heaton et al., 2017). This pervasiveness is intrinsically linked to the huge success of Deep Learning models, which have shown to scale particularly well to complex decision-making problems. However, this success comes at a cost. To solve complex (high-stakes) decisions, these models develop inner hidden representations which are hard to understand and interpret even by researchers implementing the models (Castelvecchi, 2016).

Regulations like the European Union's "Right to Explanation" (Goodman and Flaxman, 2017) or Russell et al. (2015) requirements for safe and secure AI in safety-critical tasks fostered advances in explainability. Therefore, there has been a growing interest in developing techniques allowing to explain the mechanisms subtending these so-called "black-box" models (Guidotti et al., 2018; Fel et al., 2022). Notably, this endeavor has given rise to an entire research field called Explainable AI (XAI), which focuses on providing human-interpretable information on the models' behavior (Gunning et al., 2019; Arrieta et al., 2020).

Explainable Deep Learning in Natural Language Processing (NLP) can be decomposed in two categories: representational and practical. Representational XAI in NLP focuses on understanding the underlying structure of the representations. For instance, studies have shown that Transformer-based architectures develop abstract symbolic, or compositional, representations (Lovering and Pavlick, 2022; Li et al., 2022b). Similarly, it has been shown that conceptual knowledge can have sparse representations, which can thus be located and edited to induce different predictions (Meng et al., 2022). Practical methods can analyze the outputs of the models, for example when perturbing the inputs (Tulio Ribeiro et al., 2016; Fel et al., 2023; Lundberg and Lee, 2017). Recently, practical XAI in NLP focuses on prompting to increase explainability. For instance, chain-of-thought prompting is a

¹Code available at <https://github.com/furrutia/nllf-emnlp-2023>

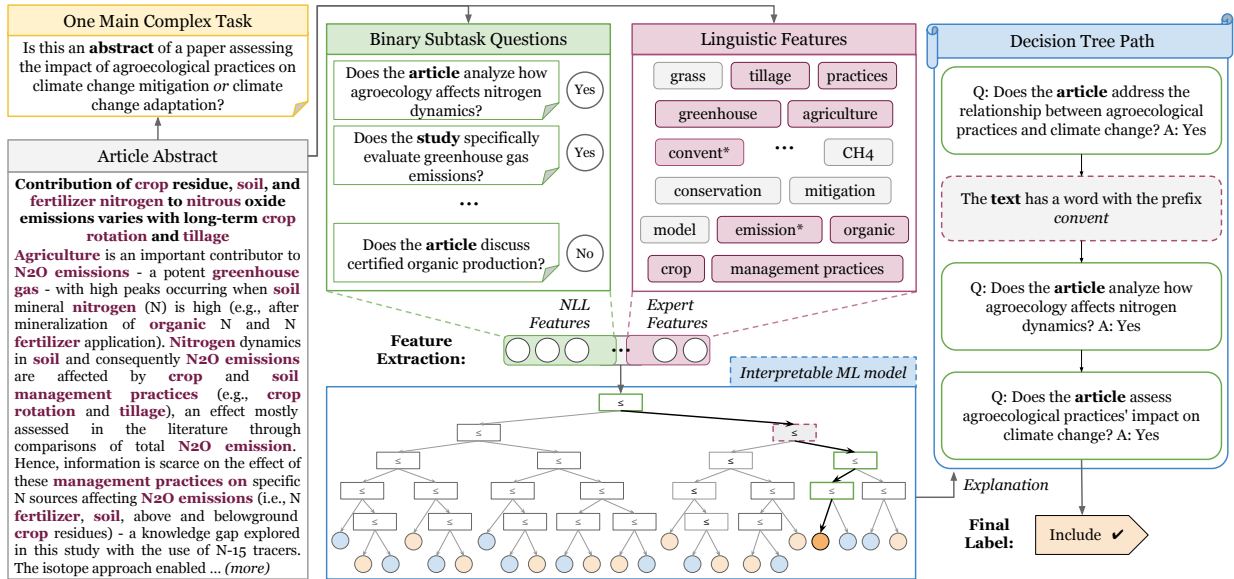


Figure 1: Overview of the proposed system: Extraction of Natural Language Learned Features and Expert Features in order to understand the decision process of an interpretable model for complex task solving.

method that implements a sequence of interposed NLP steps leading to a final answer (Wei et al., 2022; Wang et al., 2022; Zhao et al., 2023; Lyu et al., 2023). This method has the advantage to provide insights on the logical reasoning steps behind a model’s behavior, and thus allows to understand (at a higher level) the predictive success or failure of LLM (Zhou et al., 2022; Diao et al., 2023; Wang et al., 2022).

Although advances in XAI within the NLP domain have offered interesting insights on the underlying mechanisms and representational structures of LLM, there has been a recent push to solely focus on interpretable models for high-stakes decisions (Rudin, 2019). This push is motivated by dramatic errors made by these models in real life situations, such as assessing criminal risk at large scale (Angwin et al., 2016) or incorrectly denying bail for criminals (Wexler, 2017). The main rationale behind this idea holds in that there will always be a certain level of error (or information loss) associated to the explanations of black-box models. Indeed, these explanations can, by definition, only partially incorporate information of the model’s reasoning process.

Following Rudin (2019), we make the difference between an explainable black-box model and an interpretable white-box model. Explainability relies on algorithms aiming to explain the model predictions by showing cues to the user like LIME, or other ad-hoc methods (Fel et al., 2022; Colin et al.,

2022). Interpretability relies on the possibility to know exactly why the model is making a prediction because they are inherent to the prediction and faithful to what the model actually computes. However, methods like CoT which should be interpretable (because outputting explanations with their predictions) have not always shown to give faithful explanations (Radhakrishnan et al., 2023). It is also arguable that our method relies on learned representations from a BERT, which decreases its overall interpretability.

Motivation and Contributions In this work, we aim to reconcile the abilities of black-box LLM and interpretable machine learning (ML) models, by leveraging the impressive zero-shot abilities of LLM, instructed (Peng et al., 2023; Ouyang et al., 2022; Chung et al., 2022) or not (Wei et al., 2021), to improve the performance of ML models in more complex tasks. One particularly stunning feature of LLM is compositional systematicity (Lake and Baroni, 2018; Bubeck et al., 2023): the ability to decompose concepts into their constituent parts that can be recombined to produce entirely novel concepts. Such compositional representations is at the basis of systematic generalization in novel contexts (Brown et al., 2020). For instance, experimental work has shown that LLM are zero-shot learners, and can further improve this skill when encouraged to reason sequentially (Kojima et al., 2022a).

In our approach schematize in colors on Figure 1, we leverage the ability of LLM to decompose

complex tasks in simpler sub-tasks, and use these sub-tasks with a medium-size language model to create interpretable features (the *Binary Subtask Questions* (BSQ) and *Natural Language Learned Features* (NLLF) in green) and to improve the performance of ML classifiers. This classifier can be a simple interpretable model such as a Decision Tree with a readable decision path (in blue). The uniqueness of our work is to combine the strength of LLM and the explainability of ML classifiers, as opposed to similar previous work which as mainly focused on leveraging LLM to increase the reasoning abilities of smaller LM (Li et al., 2022a).

This work makes three main contributions. First, compared with chain-of-thoughts methods, which are often computationally expensive and are effective in solving certain types of reasoning problems, our approach is a computationally cheap and universal solution. Indeed, it can be applied to any problem that can be reasonably decomposed in simpler tasks (see methods below). Second, we present a method that allows simpler and interpretable models to solve complex reasoning tasks; tasks which are usually outside the realm of solutions for these type of models. Third, we show that those interpretable models can surprisingly outperform state-of-the-art LLM models in reasoning-based classification tasks.

To demonstrate the usefulness of the proposed method we focus on two different languages tasks that requires high levels of reasoning, and can be decomposed in subtasks with lower difficulty levels of reasoning, in English and in Spanish. We aim to show the generalization power of our method by (i) classifying the coherence of fourth grade students’ answers to mathematical questions (Urrutia Vargas and Araya, 2023; Urrutia and Araya, 2023) (IAD: *Incoherent Answer Detection*), (ii) classifying scientific papers regarding a topic of interest in the context of a systematic literature review about agroecology and climate change (SAC: *Scientific Abstract Classification*).

2 Methods

This section describes the different parts of the proposed method, which are summarized in Figures 2 and 3. Subsection 2.1 shows how to utilize an instructed LLM to generate natural language binary subtasks questions that can be useful to solve a more complex task. Subsection 2.2 (in green in Figure 3) explains the process to leverage the

zero-shot ability of a LLM in order to label examples regarding the binary subtasks. Next, subsection 2.3 (in orange in Figure 3) contains details on how we train a BERT-like model (Devlin et al., 2018; Cañete et al., 2020) in a natural language inference (NLI) fashion to resolved those subtasks. Finally, subsections 2.4 and 2.5 (in blue in Figure 3) describe the process to generate interpretable representations and how to integrate them in an explainable model to solve the main task.

2.1 Lower-level Subtasks Generation

In this step, we are generating C Binary Subtask Questions (BSQs), which are using a LLM. This step is not mandatory as a human practitioner could do it manually.

In order to identify subtasks of the main task, we randomly select a small percentage p_q of samples from the training set. With the help of a LLM that we prompt using an instruction-based template (visible in Appendix E), we generate a set of 5 basic binary questions per sample useful to solve the main task as shown in Figure 2.

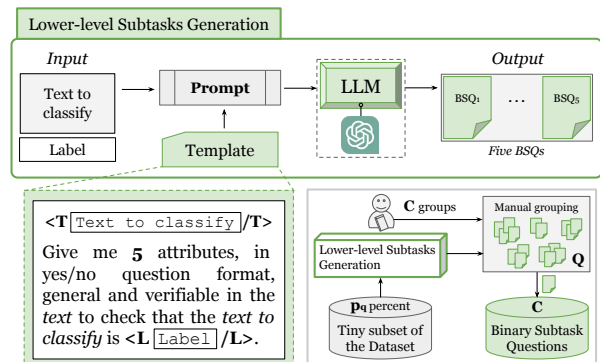


Figure 2: Automatic generation of BSQs using prompt templates with an LLM and manual grouping.

This process lead to a large set of Q binary questions obtained from the p_q subpart of the dataset. In order to reduce the redundancy in this large set, similar questions were manually grouped together into C groups, and each group was reformulated into a unique general question and verifiable yes/no binary questions. This process leaves us with a set of C questions.

2.2 Zero-shot Subtasks Labeling with an LLM

In this phase, we generate labels on some of the training examples regarding the C subtasks. In order to achieve this, we are leveraging the zero-shot

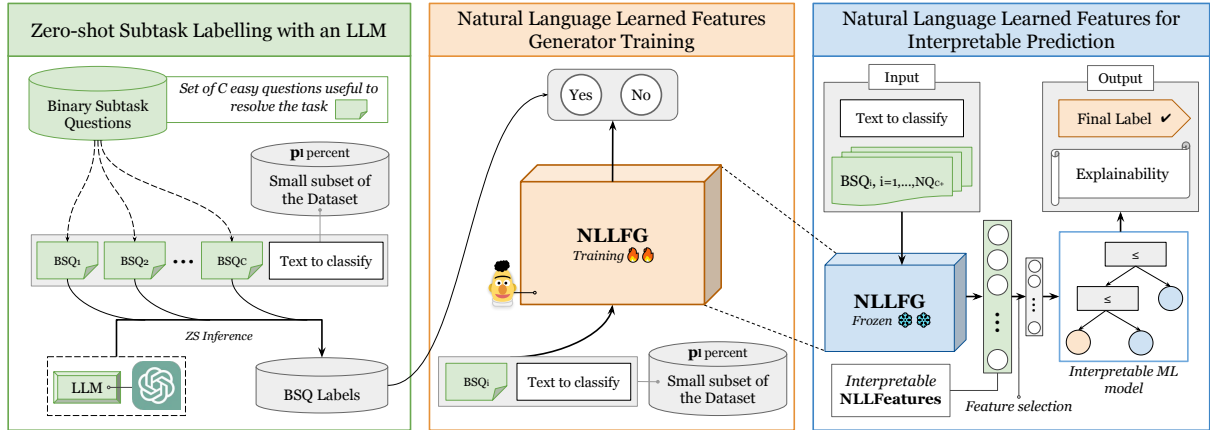


Figure 3: Full process of subtask labelling, NLLFG training, NLLF generation and integration.

learning capacity of LLM to solve simple tasks. By prompting an LLM with samples from the training dataset with a low-level subtask binary question, we are able to annotate each example according to the C binary subtasks. In the end, we obtain synthetic labels on a limited percentage p_l of the training set, which totals to $C \times p_l$ percents of the initial training dataset size. The template of the prompts can be seen in Appendix E.

2.3 Natural Language Learned Feature Generator Training

In this stage, we use the examples tagged with low-level weak labels obtained through a large model, to fine-tune a smaller BERT-like transformer model² in a natural language inference (NLI) way. Given that the BSQs can be expressed and inserted in natural language inside the transformer, an NLI-type of inference means that the text to classify and the BSQ are seen as premise and hypothesis. It has two strong advantages: (i) it leverages the semantic knowledge encoded during pre-training to understand the label, (ii) it can be applied in a zero-shot manner using new labels formulated as natural language binary question (Yin et al., 2019; Vamvas and Sennrich, 2020; Barriere and Jacquet, 2022).

In the end, this model is able to predict, for every pair of sample associated with any binary question, if the answer to the question is *yes* or *no*. We call this model Natural Language Learned Feature Generator (NLLFG). More details are available in Appendix A.

²which has 1000 times less parameters than the LLM used beforehand

2.4 Natural Language Learned Feature Generation

BSQ augmentation Only C question were used for the training of the NLLFG because of budget cost, but way more might be used to represent a sample as the NLLFG can generate an answer to a question never seen during training, in a zero-shot way. Hence, we augment the set of questions by adding new questions from the expert domain: we used all the available BSQs before the manual clustering, translation of expert linguistics features into natural language, paraphrases of the C BSQs and human-made BSQs. This leads to a set of C_+ questions.

NLLF construction For every example, we use the NLLFG with the C_+ binary questions in order to create a vector of NLLF. The vector of NLLF was constructed by taking the sigmoid of the logit instead of the softmax, in order to keep the information about the confidence of the prediction for both classes (i.e., sometimes the predictions are far away from the decision hyperplan for both classes). Which means that for each BSQ, there are two values between 0 and 1: one representing the probability of the *Yes* answer, and one representing the probability of the *No* answer. This gave us a NLLF of size $2C_+$.

Feature selection Finally, we ensure to select only the most effective features by removing the ones predicting non useful representations with feature selection. We employed a genetic algorithm for feature selection (Fortin et al., 2012), using decision trees as backbones. We executed the algorithm in a 15-fold cross-validation setting and selected the features that were selected at least one third of

the times. In other words, we removed the BSQs that lead to unsure answers from the model.

2.5 NLLF-boosted Explainable Model

the NLLF vector generated from a sample is a controlled representation, which can then be added to augment any existing classifier. In this work, given that we are focusing on interpretable modelization, we chose to use it as input of a Decision Tree (Breiman et al., 1984). We also enhanced the NLLF representation with Expert Features (EF) derived from linguistic patterns, which are known to be very precise but generalize poorly. In this way, we take the best of both world with a hybrid model benefiting from the robustness and high accuracy of deep transformers as well as the fine-grained precision of linguistic rules (Barriere, 2017).

3 Experiment and Results

3.1 Datasets

We used two datasets in order to validate our model. First, we present a dataset of abstracts and titles of English scientific articles, labeled regarding their pertinence towards a systematic literature review on Climate Change and Agroecology. Second, we present a dataset of coherent and incoherent students answers to open-ended questions of a mathematical test.

Scientific Abstract Classification To evaluate our method on complex text, we use a dataset annotated in the context of a systematic literature review about the impact of agroecological practices on climate change mitigation and climate change adaptation.³ More than 15k articles were retrieved from the Web of Science database using an extensive set of keywords related to Agroecology and Climate Change. The first 2,000 articles were tagged by two annotators, using the title and abstract of the article, regarding whether or not the article was relevant for the systematic literature review. If there was no consensus between the two annotators, a third annotator was called to arbitrate, which happened the case 14% of the time. The articles with missing abstracts were removed from this study, which left a total of 1,983 articles, from which 50.1% labeled as included and 49.9 % labeled as excluded.

³article to be published from the Agroecology research group of Sant’Anna di Pisa: <https://www.santannapisa.it/en/centro-di-ricerca/scienze-delle-piante/agroecology>

Incoherent Answer Detection To evaluate our method on special domain text, we focus on the task of coherence detection in students’ answers to an open-ended mathematical test questions. We used the dataset of Urrutia Vargas and Araya (2023) composed of 15,435 answers to 700+ different open-ended questions collected using the online e-learning platform ConectaIdeas. The answers’ (in)coherence were manually annotated by several teachers. The test set only contained examples that were annotated similarly by at least three annotators. Both the train and test datasets are imbalanced between the classes, with respectively 13.3% and 20.1% of incoherent examples.

3.2 Baselines and proposed methods

In this section, we describe the baseline models that we evaluated in our experiments.

Vanilla ChatGPT Because this model is known to have good performances at zero- and few-shot inference, we evaluate it in a 0/4-shot prompt strategies.

CoT ChatGPT Chain-of-Thought has been shown to improve the performances of LLM for reasoning tasks. Hence, we enhance the model with this technique. We used the technique of Kojima et al. (2022b) for the zero-shot CoT.

Self-ask ChatGPT Self-ask (Press et al., 2023) enhances compositional reasoning by explicitly formulating and answering follow-up questions before addressing the initial query to significantly reduce the compositionality gap.

BERT We evaluate different models based on a BERT transformers (Devlin et al., 2018), processing the raw text. The Vanilla version connects one fully-connected layer after the [CLS] token. The other versions concatenate (previously extracted) expert features and NLLF with the [CLS] representation. For the IAD dataset, which is in Spanish, we used the Spanish version of BERT called BETO (Cañete et al., 2020).

Decision Tree Decision trees were used as explainable models, with low height and only interpretable features. We used the same features as for BETO, plus added Bag-of-N-Grams (BoNG, variant of the Bag-of-Words; Harris, 1954) in order to model the text content.

Model	Variant	Params	Explainability	IAD			SAC		
				Prec.	Rec.	F1	Prec.	Rec.	F1
ChatGPT	0-shot	$\sim 10^{11}$	✗	19.70	76.47	31.33	76.57	50.27	35.23
	4-shots		✗	24.80	90.44	38.92	66.92	51.66	38.92
	0-shots CoT		✓	23.14	84.56	36.33	44.93	46.31	41.59
	4-shots CoT		✓	42.18	85.29	56.45	65.00	63.26	62.72
	0-shots SA		✓	21.29	82.35	33.84	63.65	55.15	48.13
	4-shots SA		✓	51.71	77.94	62.17	70.31	62.42	59.50
BERT	Vanilla	$\sim 10^8$	✗	58.47	78.68	67.08	67.74	67.80	67.72
	EF		✗	78.40	72.06	75.10	67.65	66.93	66.90
	NLLF		✗	67.10	76.47	71.48	68.97	68.98	68.75
	NLLF+EF		✗	80.49	72.79	76.45	73.66	73.61	73.63
Decision Tree	BoNG	$\sim 10^2$	✓	100.0	8.09	14.97	65.38	65.13	65.15
	EF		✓	83.33	66.18	73.77	68.18	66.49	64.95
	NLLF		✓	75.00	44.12	55.56	62.41	62.43	62.25
	NLLF+EF		✓	85.22	72.06	78.09	68.02	68.01	67.75
	NLLF+BoNG		✓	82.28	47.79	60.47	66.21	66.26	66.20
	NLLF+EF+BoNG		✓	85.22	72.06	78.09	68.17	67.43	67.41

Table 1: Precision, Recall and F1-score of all the configurations and models for Incoherent Answer Detection (IAD); and (Macro) Precision, Recall and F1-score of all the configurations and models for the Scientific Abstract Classification (SAC). Using Expert Features (EF), NLLF, and Bag-of-N-Grams (BoNG).

3.3 Experimental Protocol

3.3.1 Dataset splitting

Scientific Abstract Classification We randomly split the data into a training, a validation and a test sets following the proportion 70/10/20.

Incoherent Answer Detection We train the classifiers on the 2019 data and tested on a sample of 677 perfect-labeled answers from the 2017 dataset. The study used the different open-ended questions and answers, but the same definition of incoherence throughout, despite different students and teachers in each year.

NLLFG training For each task, we randomly split 90% of the weakly labeled examples into a training set and keep the last 10% for the model validation.

3.3.2 Evaluation Metrics

Scientific Abstract Classification As both the classes are important, we have adopted the macro-averaged precision, recall, and F1-score metrics as our evaluation criteria.

Incoherent Answer Detection To maintain consistency with the aforementioned work (Urrutia Vargas and Araya, 2023; Urrutia and Araya, 2023), we have adopted precision, recall, and F1-score metrics for the positive class (incoherent) as our evaluation criteria.

3.3.3 Method parameters

Scientific Abstract Classification We used a p_q of 1.3% (21 examples) to generate BSQ and a p_l of 10% to train the NLLFG. C was set up to 13 questions, and the number of questions for the generation C_+ was 109 questions.

Incoherent Answer Detection We used a p_q of .15% (21 examples) to generate BSQ and a p_l of 10% to train the NLLFG. C was set up to 10 questions, and the number of questions for the generation C_+ obtained was 66.

3.3.4 Implementation

The `transformers` library (Wolf et al., 2019) was used to access the pre-trained model and to train our models. We used BERT and BETO⁴ as backbones for the NLLFG. The decision trees were trained using scikit-learn (Pedregosa et al., 2012). We used the 03/23/23 version of ChatGPT (Ouyang et al., 2022) as LLM. Other details can be found in Appendix B and C.

3.4 Results

The results are visible in Table 1 for respectively the IAD task and the SAC task. The last six columns detail the precision, recall and F1-score of the “incoherent” class for the IAD task, and the macro precision, recall and F1-score for the SAC task. In both cases, the best results overall are

⁴bert-base-cased and bert-base-spanish-wwm-cased

the ones from models enhanced by NLLF and EF, reach the F1-scores of 78.09% and 73.63%.

ChatGPT For the SAC task, ChatGPT models display high precision, but overall low recall, and very low F1-score coming from a low F1-score for the exclude task, except for the 4-shot + CoT /SAC versions that reach a F1-score of 62.72% / 59.50%. This is because ChatGPT tends to categorize almost all of the articles as included. For the IAD task, ChatGPT models display poor precision and F1-score metrics, but overall high recall, meaning these models tend to categorize most of the answers as incoherent. Moreover, as expected, the 4-shots + SAC variant outperform all other ChatGPT variants in F1-score (62.17%).

BERT BERT-like models display the high metrics across the board in precision, recall and F1-score. In particular, the models incorporating both NLLF and EF obtains the highest overall F1-score (76.45% and 73.63%) in both tasks. Surprisingly, enhancing the transformer with NLLF (resp. EF) provokes a drop in the performances for the IAD (resp. SAC) task. Note however, that BERT models belong to the class of models that are not explainable.

Decision Tree The DT models also reached high performances across the board (with the exception of the BoNG variant for the IAD task). Specifically, the variant using NLLF+EF displays highest F1-score (78.09% and 67.75%) in that model class, and it is notable that adding BoNG features does not improve the performances. The DT models are simple and fully interpretable, and significantly outperforms a LLM like ChatGPT, while reaching performance metrics competitive with a deep learning (black-box) model. This approach provides interpretable steps to explain decision making within the tree (see Appendix H). The DTs using EF have very competitive results. Even though it is not relying on deep neural nets, it needs many complex handcrafted features coming from expert knowledge (Table 9).

4 Model Analysis

4.1 NLLF Accuracies

We quantify the error of the output of the decision tree using classical metrics, but not the error on the input of the tree, which is the error when creating the NLLF. Here we analyze how accurate were the

NLLF generated by the BERT-like model, and also the weak labels by the LLM.

NLLFG Training We analyze the performance of the NLLFG on the validation set during its training in order to quantify how good a NLI-like BERT transformer can reproduce the weak labels of an LLM. From the results shown in Table 2, we can see that the performances for the IAD task are much higher than the ones of the SAC task.

Task	Label	Prec.	Rec.	F1	Acc.
SAC	Yes	74	86	79	73
	No	71	52	60	
IAD	Yes	97	96	97	95
	No	92	94	93	

Table 2: NLLFG performance on the validation set during the weak label training.

Nevertheless, we can see that the NLLFG tend to overclassify the examples in the *Yes* class. This is due to the skewness of the weak labels distribution, which is mainly composed of *Yes* labels. The distribution of Yes/No labels towards with regard to each question is visible in 4.

Finally, within each task the F1-scores are pretty similar between each of the classes: .69 and .70 for the SAC task and .97 and .93 for the IAD task.

Validation by an Expert Here we analyze how accurate were the NLLF generated by the BERT-like model, and also the weak labels by the LLM. We took 100 examples from the validation set used to train the NLLFG, and asked an expert to manually label them regarding the labels of a BSQ. We compare the labeling of the expert with the outputs of the NLLFG and ChatGPT models, using classical classification metrics such as precision, recall and F1-score. We focus only on the SAC task as we just saw earlier that is the most challenging for the NLLFG during its training.

The results for both the tasks are available in Table 3. The LLM obtain a better F1-score than the smaller transformer model, which was expected. It is interesting to note that the accuracy of the NLLFG model is of 0.68, which is not its accuracy on the weak labels validation set times the accuracy of the LLM (0.70×0.78) that is 0.55. This suggests that the NLLFG compensate some errors of the LLM.

Another important details regarding the propagation of the NLLF errors in the tree, is that the tree

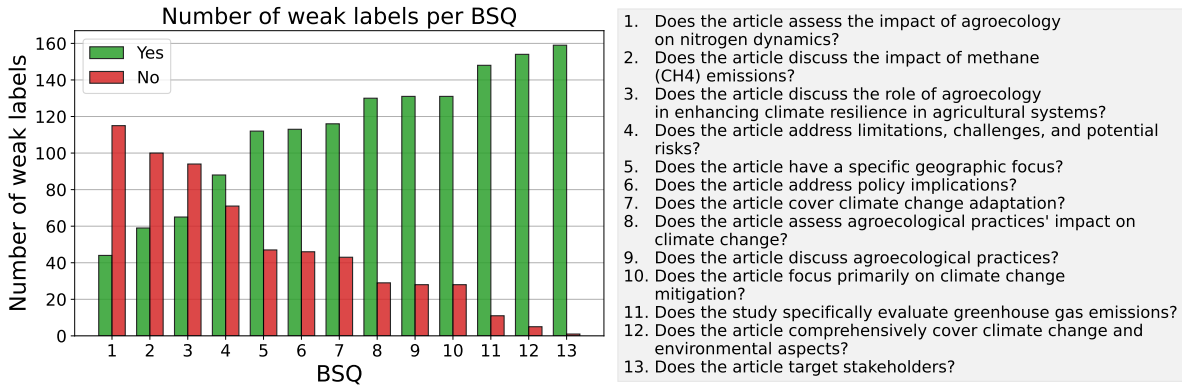


Figure 4: Weak label distributions (Yes/No) for each binary-subtask question of the SAC task.

is not using as input a class label but the probability of each label, which contains more information.

Model	Label	Prec.	Rec.	F1	Acc.
ChatGPT	Yes	71	89	79	78
	No	88	68	77	
NLLFG	Yes	60	96	74	68
	No	92	43	59	

Table 3: NLLFG and ChatGPT performances on a set of 100 examples annotated manually by an expert.

4.2 Features

Decision Tree Selected Features The DTs combining distinct features (see last three rows of Table 1) are free to select the features they deem best to solve the main decision-making task. For the IAD task, the decision tree combining NLLF + EF considers 25 features of which 14 are NLLF and 11 are EF. An exemplar is shown in Figure 15 on the Appendix, where the tree starts by checking for less than 3 tokens and the presence of pronouns. Otherwise, it checks whether the answer provides evidence or reasons, vowels, binary words, use of calculations, and adequate knowledge of the topic raised in the question. For the SAC task, the decision tree combining NLLF + EF considers 22 features of which 14 are NLLF and 8 are EF.

Correlation with Main Tasks Labels In the IAD task, we observed that some classes correlated with some EFs more strongly than with NLLFs, due to meticulous feature design versus intuitive BSQ design, respectively. However, when looking at the results of the SAC task, it is possible to validate that our approach is functioning even to tasks that lack a known powerful, hand-crafted feature

1. Does the article assess the impact of agroecology on nitrogen dynamics?
2. Does the article discuss the impact of methane (CH4) emissions?
3. Does the article discuss the role of agroecology in enhancing climate resilience in agricultural systems?
4. Does the article address limitations, challenges, and potential risks?
5. Does the article have a specific geographic focus?
6. Does the article address policy implications?
7. Does the article cover climate change adaptation?
8. Does the article assess agroecological practices' impact on climate change?
9. Does the article discuss agroecological practices?
10. Does the article focus primarily on climate change mitigation?
11. Does the study specifically evaluate greenhouse gas emissions?
12. Does the article comprehensively cover climate change and environmental aspects?
13. Does the article target stakeholders?

design, but just with some keywords spotting using regular expressions.

Causality In addition to provide interpretability, our method tends to foster causal learning. Indeed, by allowing the user to directly write the features to use as input, this method prevents the model to rely too heavily on latent correlational patterns that are specifically associated to certain classes (Gilpin et al., 2018; Angwin et al., 2016). Nevertheless, feature selection still relies on data distribution which makes the system not completely causal even though it tends to.

4.3 Path visualization

The possible path are visible in Figure 15 for the IAD task and in Figure 16 for the SAC task. All the possible paths are composed of mixed type of features with EF and NLLF.

For the SAC task, we can see that the first decision derives from the answer to "Does the abstract address the relationship between agroecological practices and climate change?" which allow to coarsely separate the samples between the two classes. Then, if the prefix "convent" is contained in the text, it is 5.6 times more probable (158/28) that the text comes from include class according to the GINI value. Examples of decisions with their associated paths in the tree are shown in Figures 13 and 14.

5 Conclusion and Future Work

We proposed a new method to leverage low-level reasoning knowledge related to a more complex task from a large language model, and integrate this into a smaller transformer. The transformer has been trained in a way that it can be used for zero-shot inference with any low-level reasoning having

the task formulated in natural language. This allows the practitioners to formulate easily their own features related about the task. The Natural Language Learned Feature vector can then be used as a representation in any other classifier. We show that it is easy to train an interpretable model like a Decision Tree, leading to both competitive results and interpretability. Our method can be applied to any predictive task using text as input. Future work should focus on investigating the potential impacts of this approach in real-world educational settings, and especially inspect the preferences of the practitioners regarding different explainability methods in order to help them taking complex decision (Jesus et al., 2021).

Limitations

Although, on paper, our method is universal, we need to show that our results can generalize to other tasks where LLM (such as ChatGPT) struggle in their reasoning process, e.g., theory of mind tasks (Ullman, 2023). Moreover, our approach has been demonstrated on binary classification, and it remains to demonstrate that our approach can scale well to more categories. Otherwise, more complex tasks like multi-hop reasoning would be a late target for our system, as a simple classifier cannot solve this as it is, which would require many adaptations.

Despite the fact that we obtained promising results with our approach, the performance of both BERT and the decision tree using NLLF alone was not exceptional. This may be affected by the performance of NLLFG. In particular, we used a limited set of examples to train our NLLFG. It is possible that training with a large set of answers and BSQs, or using a prompt-based approach (Schick and Schütze, 2022) useful in few-shot setting, may improve the results. Especially, we have also seen during our experiments that the number of examples shown to the NLLFG during its training was correlated with its performances, for this reason we would like to monitor the performances of the NLLFG when trained with more weak labels from the LLM.

Finally, we claim that choosing the features fosters causality but without rigorous experimentation. This could be tested by using a dataset with a deliberately inflated bias (Reif and Schwartz, 2023).

Ethics Statement

This work is in compliance with the ACL Ethics Policy as it allows to create models that might be more interpretable and more causal.

Acknowledgments

The authors would like to thank Angelica Marchetti for her useful help on creating the expert features for the SAC dataset, and for the manual assessment of the weak labels in Table 3. This work was funded by National Center for Artificial Intelligence CENIA FB210017, Basal ANID.

References

- J. Angwin, J. Larson, S. Mattu, and L. Kirchner. 2016. Machine bias.
- Alejandro Barredo Arrieta, Natalia Díaz-Rodríguez, Javier Del Ser, Adrien Bénézet, Siham Tabik, Alberto Barbado, Salvador García, Sergio Gil-López, Daniel Molina, Richard Benjamins, et al. 2020. Explainable artificial intelligence (xai): Concepts, taxonomies, opportunities and challenges toward responsible ai. *Information fusion*, 58:82–115.
- Valentin Barriere. 2017. Hybrid Models for Opinion Analysis in Speech Interactions. In *ICMI*, pages 647–651.
- Valentin Barriere and Guillaume Jacquet. 2022. CoFE : A New Dataset of Intra-Multilingual Multi-target Stance Classification from an Online European Participatory Democracy Platform. *AAACL-IJCNLP*.
- Leo Breiman, Jerome Friedman, Richard Olshen, and Charles Stone. 1984. Classification and regression trees. *wadsworth int. Group*, 37(15):237–251.
- Tom Brown, Benjamin Mann, Nick Ryder, Melanie Subbiah, Jared D Kaplan, Prafulla Dhariwal, Arvind Neelakantan, Pranav Shyam, Girish Sastry, Amanda Askell, et al. 2020. Language models are few-shot learners. *Advances in neural information processing systems*, 33:1877–1901.
- Sébastien Bubeck, Varun Chandrasekaran, Ronen Eldan, Johannes Gehrke, Eric Horvitz, Ece Kamar, Peter Lee, Yin Tat Lee, Yuanzhi Li, Scott Lundberg, et al. 2023. Sparks of artificial general intelligence: Early experiments with gpt-4. *arXiv preprint arXiv:2303.12712*.
- José Cañete, Gabriel Chaperon, Rodrigo Fuentes, Jou-Hui Ho, Hojin Kang, and Jorge Pérez. 2020. Spanish Pre-Trained BERT Model and Evaluation Data. In *PML4DC at ICLR 2020*.
- Davide Castelvecchi. 2016. Can we open the black box of ai? *Nature News*, 538(7623):20.

- Hyung Won Chung, Le Hou, Shayne Longpre, Barret Zoph, Yi Tay, William Fedus, Yunxuan Li, Xuezhi Wang, Mostafa Dehghani, Siddhartha Brahma, Albert Webson, Shixiang Shane Gu, Zhuyun Dai, Mirac Suzgun, Xinyun Chen, Aakanksha Chowdhery, Alex Castro-ros, Marie Pellat, Kevin Robinson, Dasha Valter, Sharan Narang, Gaurav Mishra, Adams Yu, Vincent Zhao, Yanping Huang, Andrew Dai, Hongkun Yu, Slav Petrov, Ed H Chi, Jeff Dean, Jacob Devlin, Adam Robert, Denny Zhou, Quoc V Le, and Jason Wei. 2022. Scaling Instruction-Finetuned Language Models.
- Julien Colin, Thomas Fel, Rémi Cadène, and Thomas Serre. 2022. What i cannot predict, i do not understand: A human-centered evaluation framework for explainability methods. *Advances in Neural Information Processing Systems*, 35:2832–2845.
- Rahul Kumar Dass, Nick Petersen, Marisa Omori, Tamara Rice Lave, and Ubbo Visser. 2022. Detecting racial inequalities in criminal justice: towards an equitable deep learning approach for generating and interpreting racial categories using mugshots. *AI & SOCIETY*, pages 1–22.
- Jacob Devlin, Ming-Wei Chang, Kenton Lee, and Kristina Toutanova. 2018. Bert: Pre-training of deep bidirectional transformers for language understanding. *arXiv preprint arXiv:1810.04805*.
- Shizhe Diao, Pengcheng Wang, Yong Lin, and Tong Zhang. 2023. Active prompting with chain-of-thought for large language models. *arXiv preprint arXiv:2302.12246*.
- Thomas Fel, Melanie Ducoffe, David Vigouroux, Remi Cadene, Mikael Capelle, Claire Nicodeme, and Thomas Serre. 2023. *Don't Lie to Me! Robust and Efficient Explainability with Verified Perturbation Analysis*. In *CVPR*.
- Thomas Fel, Lucas Hervier, David Vigouroux, Antonin Poche, Justin Plakoo, Remi Cadene, Mathieu Chalvidal, Julien Colin, Thibaut Boissin, Louis Bethune, Agustin Picard, Claire Nicodeme, Laurent Gardes, Gregory Flandin, and Thomas Serre. 2022. *Xplique: A Deep Learning Explainability Toolbox*. In *Workshop on Explainable Artificial Intelligence for Computer Vision (XAI4CV)*, pages 5–8.
- Félix-Antoine Fortin, François-Michel De Rainville, Marc-André Gardner Gardner, Marc Parizeau, and Christian Gagné. 2012. Deap: Evolutionary algorithms made easy. *The Journal of Machine Learning Research*, 13(1):2171–2175.
- Leilani H. Gilpin, David Bau, Ben Z. Yuan, Ayesha Bajwa, Michael Specter, and Lalana Kagal. 2018. *Explaining explanations: An overview of interpretability of machine learning*. *Proceedings - 2018 IEEE 5th International Conference on Data Science and Advanced Analytics, DSAA 2018*, pages 80–89.
- Bryce Goodman and Seth Flaxman. 2017. *European union regulations on algorithmic decision making and a "right to explanation"*. *AI Magazine*, 38(3):50–57.
- Riccardo Guidotti, Anna Monreale, Salvatore Ruggieri, Franco Turini, Fosca Giannotti, and Dino Pedreschi. 2018. A survey of methods for explaining black box models. *ACM computing surveys (CSUR)*, 51(5):1–42.
- David Gunning, Mark Stefik, Jaesik Choi, Timothy Miller, Simone Stumpf, and Guang-Zhong Yang. 2019. *Xai—explainable artificial intelligence*. *Science robotics*, 4(37):eaay7120.
- Zellig S. Harris. 1954. *Distributional Structure*. *Word*, 10(2-3):146–162.
- James B Heaton, Nick G Polson, and Jan Hendrik Witte. 2017. Deep learning for finance: deep portfolios. *Applied Stochastic Models in Business and Industry*, 33(1):3–12.
- Sérgio Jesus, Catarina Belém, Vladimir Balayan, João Bento, Pedro Saleiro, Pedro Bizarro, and João Gama. 2021. *How can i choose an explainer?: An Application-grounded Evaluation of Post-hoc Explanations*. *FAccT 2021 - Proceedings of the 2021 ACM Conference on Fairness, Accountability, and Transparency*, pages 805–815.
- Takeshi Kojima, Shixiang Shane Gu, Machel Reid, Yutaka Matsuo, and Yusuke Iwasawa. 2022a. Large language models are zero-shot reasoners. *arXiv preprint arXiv:2205.11916*.
- Takeshi Kojima, Shixiang Shane Gu, Machel Reid, Yutaka Matsuo, and Yusuke Iwasawa. 2022b. Large language models are zero-shot reasoners. *Advances in neural information processing systems*, 35:22199–22213.
- Brenden Lake and Marco Baroni. 2018. Generalization without systematicity: On the compositional skills of sequence-to-sequence recurrent networks. In *International conference on machine learning*, pages 2873–2882. PMLR.
- Shiyang Li, Jianshu Chen, Yelong Shen, Zhiyu Chen, Xinlu Zhang, Zekun Li, Hong Wang, Jing Qian, Baolin Peng, Yi Mao, et al. 2022a. Explanations from large language models make small reasoners better. *arXiv preprint arXiv:2210.06726*.
- Siyang Li, Riley Carlson, and Christopher Potts. 2022b. Systematicity in gpt-3's interpretation of novel english noun compounds. *arXiv preprint arXiv:2210.09492*.
- Charles Lovering and Ellie Pavlick. 2022. Unit testing for concepts in neural networks. *Transactions of the Association for Computational Linguistics*, 10:1193–1208.
- Scott Lundberg and Su-In Lee. 2017. *A Unified Approach to Interpreting Model Predictions*. In *NIPS*.

- Qing Lyu, Shreya Havaldar, Adam Stein, Li Zhang, Delip Rao, Eric Wong, Marianna Apidianaki, and Chris Callison-Burch. 2023. Faithful chain-of-thought reasoning. [arXiv preprint arXiv:2301.13379](#).
- Kevin Meng, David Bau, Alex Andonian, and Yonatan Belinkov. 2022. Locating and editing factual associations in gpt. [Advances in Neural Information Processing Systems](#), 35:17359–17372.
- Beau Norgeot, Benjamin S Glicksberg, and Atul J Butte. 2019. A call for deep-learning healthcare. [Nature medicine](#), 25(1):14–15.
- Long Ouyang, Jeff Wu, Xu Jiang, Diogo Ameida, Carroll L. Wainwright, Pamela Mishkin, C L Mar, Jacob Hilton, Amanda Aspell, Paul Christiano, Jan Leike, and Ryan Lowe. 2022. Training language models to follow instructions with human feedback. [arXiv](#), <https://op>.
- Fabian Pedregosa, Gaël Varoquaux, Alexandre Gramfort, Vincent Michel, Bertrand Thirion, Olivier Grisel, Mathieu Blondel, Peter Prettenhofer, Ron Weiss, Vincent Dubourg, Jake Vanderplas, Alexandre Passos, David Cournapeau, Mathieu Brucher, Matthieu Perrot, and Édouard Duchesnay. 2012. [Scikit-learn: Machine Learning in Python](#). [Journal of Machine Learning Research](#), 12:2825–2830.
- Baolin Peng, Chunyuan Li, Pengcheng He, Michel Galley, and Jianfeng Gao. 2023. Instruction tuning with gpt-4. [arXiv preprint arXiv:2304.03277](#).
- Ofir Press, Muru Zhang, Sewon Min, Ludwig Schmidt, Noah A. Smith, and Mike Lewis. 2023. [Measuring and narrowing the compositionality gap in language models](#).
- Ansh Radhakrishnan, Karina Nguyen, Anna Chen, Carol Chen, Carson Denison, Danny Hernandez, Esin Durmus, Evan Hubinger, Jackson Kernion, Kamilé Lukošiuūtė, et al. 2023. Question decomposition improves the faithfulness of model-generated reasoning. [arXiv preprint arXiv:2307.11768](#).
- Yuval Reif and Roy Schwartz. 2023. [Fighting Bias with Bias: Promoting Model Robustness by Amplifying Dataset Biases](#). In [Findings of ACL: ACL 2023](#), pages 13169–13189.
- Cynthia Rudin. 2019. Stop explaining black box machine learning models for high stakes decisions and use interpretable models instead. [Nature machine intelligence](#), 1(5):206–215.
- Stuart Russell, Daniel Dewey, and Max Tegmark. 2015. [Research priorities for robust and beneficial artificial intelligence](#). [AI Magazine](#), 36(4):105–114.
- Timo Schick and Hinrich Schütze. 2022. True few-shot learning with prompts—a real-world perspective. [Transactions of the Association for Computational Linguistics](#), 10:716–731.
- Marco Tulio Ribeiro, Sameer Singh, and Carlos Guestrin. 2016. “Why Should I Trust You?” [Explaining the Predictions of Any Classifier](#). In [KDD ’16 Proceedings of the 22nd ACM SIGKDD International Conference on Knowledge Discovery and Data Mining](#), pages 1135–1144, San Francisco, California, USA.
- Tomer Ullman. 2023. Large language models fail on trivial alterations to theory-of-mind tasks. [arXiv preprint arXiv:2302.08399](#).
- Felipe Urrutia and Roberto Araya. 2023. Who’s the Best Detective? LLMs vs. MLs in Detecting Incoherent Fourth Grade Math Answers. [arXiv](#).
- Felipe Ignacio Urrutia Vargas and Roberto Araya. 2023. Automatic detection of incoherent written responses to open-ended mathematics questions of fourth graders. [Preprint](#), pages 0–35.
- Jannis Vamvas and Rico Sennrich. 2020. X-stance: A Multilingual Multi-Target Dataset for Stance Detection. In [SwissText](#).
- Xuezhi Wang, Jason Wei, Dale Schuurmans, Quoc Le, Ed Chi, and Denny Zhou. 2022. Self-consistency improves chain of thought reasoning in language models. [arXiv preprint arXiv:2203.11171](#).
- Jason Wei, Maarten Bosma, Vincent Y Zhao, Kelvin Guu, Adams Wei Yu, Brian Lester, Nan Du, Andrew M Dai, and Quoc V Le. 2021. Finetuned language models are zero-shot learners. [arXiv preprint arXiv:2109.01652](#).
- Jason Wei, Xuezhi Wang, Dale Schuurmans, Maarten Bosma, Fei Xia, Ed Chi, Quoc V Le, Denny Zhou, et al. 2022. Chain-of-thought prompting elicits reasoning in large language models. [Advances in Neural Information Processing Systems](#), 35:24824–24837.
- Rebecca Wexler. 2017. When a computer program keeps you in jail: How computers are harming criminal justice. [New York Times](#), 13.
- Thomas Wolf, Lysandre Debut, Victor Sanh, Julien Chaumond, Clement Delangue, Anthony Moi, Pierric Cistac, Tim Rault, Rémi Louf, Morgan Funtowicz, et al. 2019. Huggingface’s transformers: State-of-the-art natural language processing. [arXiv preprint arXiv:1910.03771](#).
- Wenpeng Yin, Jamaal Hay, and Dan Roth. 2019. [Benchmarking zero-shot text classification: Datasets, evaluation and entailment approach](#). [EMNLP-IJCNLP 2019](#), pages 3914–3923.
- Hongyu Zhao, Kangrui Wang, Mo Yu, and Hongyuan Mei. 2023. Explicit planning helps language models in logical reasoning. [arXiv preprint arXiv:2303.15714](#).

Denny Zhou, Nathanael Schärli, Le Hou, Jason Wei, Nathan Scales, Xuezhi Wang, Dale Schuurmans, Olivier Bousquet, Quoc Le, and Ed Chi. 2022. Least-to-most prompting enables complex reasoning in large language models. [arXiv preprint arXiv:2205.10625](https://arxiv.org/abs/2205.10625).

A NLI-like Training

The BSQ (a binary subtask question in natural language) were integrated inside the transformer input as follow:

[CLS] Input text [SEP] BSQ [SEP].

We used a pre-trained BERT (resp. BETO) model in English (resp. Spanish) language for the SAC (resp. IAD) task. We fine-tuned one only model for all the subtasks, by integrating the subtask as string and using the binary low-level subtasks labels *Yes* or *No* as *Entailment* and *Contradiction* in NLI. We trained the model for 7 epochs, using a batch size of 16 and the Cross Entropy loss, with the Adam optimizer and a learning rate of 8×10^{-5} .

B Decision Tree Training

we used the gini impurity as criterion to optimized and fixed the maximum depth of the tree to 5 in order to keep it comprehensible for the practitioners.

During the learning phase, we used the Gini impurity as the criterion to optimized and fixed the maximum depth of the tree to 5 in order to keep it comprehensible for the practitioners. For the the model with BoNG only, we augmented the maximum depth to 10 because of the sparsity of the features. The model with NLLF-BoNG had a minimum impurity of 1.2×10^{-3} , while the other models had a minimum impurity decrease of zero.

The BoNG were also implemented using scikit-learn, we choose 1000 as the number max of feature in order to keep the dimension small and computed the tf-idf for each n-gram.

C BERT fine-tuning

We used 8 epochs, a batch size of 32 and the Cross Entropy loss, with the Adam optimizer and a learning rate of 1×10^{-5} , and 5×10^{-6} for the augmented transformers because of the concatenation of high-level features before the output layer. We selected the best model on the validation set using best accuracy for SAC and best loss for IAD (because the

Model	Label	Prec.	Rec.	F1	Acc.
ChatGPT	Yes	71	89	79	78
	No	88	68	77	
NLLFG	Yes	60	96	74	68
	No	92	43	59	
CoT	Yes	78	85	81	79
	No	81	72	76	

Table 4: NLLFG, ChatGPT and CoT performances on a set of 100 examples annotated manually by an expert.

target metric focused on the minority class, accuracy was deemed less pertinent).

D Chain-of-Thought for Weak Labels

We used zero-shot CoT (Kojima et al., 2022b) to generate the weak labels. As shown in the Table 4, it allows to slightly improve the results, but as we tested over 100 manually labeled examples only this is not significant. Using OpenAI API comes with a cost, as the prompts and the outputs are longer (in average 0.104 USD more per thousand queries).

E Prompt Templates

We show in Figures 5 and 6 the prompts used by the LLM in order to create the BSQ and the associated label for respectively the IAD and the SAC tasks.

The prompts to train the LLM to tackle the IAD-task are in Figures 7 and 8, for Vanilla and CoT, respectively. We also insert in the prompt the definition of coherence we gave to the annotators. This process did not change the results.

On the other hand, the prompts to train the LLM to tackle the SAC task are in Figures 10 and 11, for Vanilla and CoT, respectively.

F Binary Questions

We show in Table 6 the N binary questions that were obtained by several means, before the feature selection process for the IAD task; and Tables 7 and 8 for the SAC task.

G Expert Features

We show in Table 9 the expert features by three categories, called Traditional, Semantic and Contextual features for the IAD task. On the other side, We show in Table 10 the expert features by two categories, called Keyword and Prefix features for the SAC task.

Template: Question generation	
1	Question: <Q [Question] /Q>. Answer: <A [Answer] /A>.
2	Give me 5 attributes (in yes/no question format) general and verifiable in the answer and/or question to verify that the answer is <L [Label] /L> to the question.

Template: Subtask labellisation	
1	Question: “[Question]”. Answer: “[Answer]”.
2	[Low-level question]

Figure 5: Prompts used to generate the subtasks binary questions, and create the labels regarding the subtasks questions for the IAD task, using a LLM. Translated from Spanish.

Template: Question generation	
1	You are an expert on agroecology and impact on climate change. You have to decide which article is include or excluded in our literature review. Based on the example, give me 5 very general (i.e., independent of the given example), verifiable and short attributes (in yes/no question format) in the abstract and/or title to verify that the following article is [Label] in the literature review of studies that assess the impact of agroecological practices on climate change mitigation or climate change adaptation.
2	Title: [Title] . Abstract: [Abstract] .

Template: Subtask labellisation	
1	Title: [Title] . Abstract: [Abstract] .
2	Based on the abstract/title, [Low-level question] (answer “Yes” or “No”)

Figure 6: Prompts used to generate the subtasks binary questions, and create the labels regarding the subtasks questions for the SAC task, using a LLM.

	SYSTEM You are a rater of incoherence in answers to open-ended questions from fourth grade math students. I will give you a different question and answer, and then you will have to say whether the answer is coherent or incoherent to the question. We will mark questions between <Q /Q> and answers between <A /A>. You will turn in the incoherent or coherent label between <L /L>.
1° shot	USER <Q Agustin wants to store some dice of 1 cubic centimeter in a box that is 5 cm long, 2 cm wide, and 2 cm high. His brother says that 15 dice will fit in the box. Is what Agustin's brother says correct? Explain in your own words. /Q>. <A it is wrong because 20 dice fit in the box /A>. <L ASST. Coherent /L>
2° shot	USER <Q Maria and her husband yesterday cooked a tortilla, they divided it into 6 equal parts. Maria ate 2/6 and her husband 3/6. What fraction of the tortilla was left? /Q>. <A there was one piece of tortilla left and the last one was left a and the tortilla /A>. <L ASST. Coherent /L>
3° shot	USER <Q Claudio has 12 pencils to distribute in equal amounts in 3 pencil cases, to do so, his friend Paula tells him that he should put 6 pencils in each case and so he will not have any left over. Is Claudio's friend right? (Explain with your words the answer) /Q>. <A paula is not correct because she asks me in more pencil cases /A>. ASST. Coherent /L>
4° shot	USER <Q Francisco and Camila have a collection of action figures of their favorite series, Francisco has 4/8 of the collection and Camila has 2/8, if of the total number of figures that Francisco and Camila have they lose 5/8. How many figures of the collection do they have left? (Write your answer appropriately)/Q>. <A IT'S GOOD /A>. <L ASST. Incoherent /L>
	USER <Q [Question] /Q>. <A [Answer] /A>. <L

Figure 7: Vanilla ChatGPT prompt templates for the IAD task. System/User/Assistant (asst.) are the roles in the ChatGPT API. Translated from Spanish.

SYSTEM	
You are a rater of incoherence in answers to open-ended questions from fourth grade math students. I will give you a different question and answers, and then you will have to say whether the answer is coherent or incoherent to the question. We will mark questions between <Q /Q> and answers between <A /A>. You will turn in the incoherent or coherent label between <L /L>. Incorrect answers can still be coherent, since incoherent means that the answer does not make sense with what is being asked and not necessarily with its Correctness.	
1° shot	<p>USER <Q Agustin wants to store some dice of 1 cubic centimeter in a box that is 5 cm long, 2 cm wide, and 2 cm high. His brother says that 15 dice will fit in the box. Is what Agustin's brother says correct? Explain in your own words. /Q>. <A it is wrong because 20 dice fit in the box /A>.</p> <p>ASST. The answer says 'it is wrong' and further explains why. So, <L Coherent /L></p>
2° shot	<p>USER <Q Maria and her husband yesterday cooked a tortilla, they divided it into 6 equal parts. Maria ate 2/6 and her husband 3/6. What fraction of the tortilla was left? /Q>. <A there was one piece of tortilla left and the last one was left a and the tortilla /A>.</p> <p>ASST. The answer has a fraction in words. So, <L Coherent /L></p>
3° shot	<p>USER <Q Claudio has 12 pencils to distribute in equal amounts in 3 pencil cases, to do so, his friend Paula tells him that he should put 6 pencils in each case and so he will not have any left over. Is Claudio's friend right? (Explain with your words the answer) /Q>. <A paula is not correct because she asks me in more pencil cases /A>.</p> <p>ASST. The answer says 'she is not right' and explains why. So, <L Coherent /L></p>
4° shot	<p>USER <Q Francisco and Camila have a collection of action figures of their favorite series, Francisco has 4/8 of the collection and Camila has 2/8, if of the total number of figures that Francisco and Camila have they lose 5/8. How many figures of the collection do they have left? (Write your answer appropriately) /Q>. <A IT'S GOOD /A>.</p> <p>ASST. The answer does not give a numerical representation, nor does it explain your answer. So, <L Incoherent /L></p>
USER 0-shot	<Q [Question] / Q>. <A [Answer] /A>. Let's think step by step. <L
USER 4-shot	<Q [Question] / Q>. <A [Answer] /A>. Let's think step by step.

Figure 8: CoT ChatGPT prompt templates for the IAD task. System/User/Assistant (asst.) are the roles in the ChatGPT API. The phrase under the User role indicates which template is used in 0-shot or 4-shot format. Translated from Spanish.

SYSTEM	
You are a rater of incoherence in answers to open-ended questions from fourth grade math students. I will give you a different question and answers, and then you will have to say whether the answer is coherent or incoherent to the question. We will mark questions between <Q /Q> and answers between <A /A>.	
1° shot	<p>USER <Q Agustin wants to store some dice of 1 cubic centimeter in a box that is 5 cm long, 2 cm wide, and 2 cm high. His brother says that 15 dice will fit in the box. Is what Agustin's brother says correct? Explain in your own words. /Q>. <A it is wrong because 20 dice fit in the box /A>.</p> <p>ASST. Yes. Follow-up: What is a student expected to do when faced with a question like this? Intermediate response: The student is expected to give his or her opinion about the character's statement in the story and then justify or explain that opinion. Follow-up: What is the student's opinion in his or her response? Intermediate response: The student's opinion is that Augustine's brother's statement is consistent. Follow-up: Does the student also justify his or her response? Intermediate response: Yes, the student justifies his response by explaining why he believes the statement is coherent. Final Answer: The student's response is coherent.</p>
2° shot	<p>USER <Q Maria and her husband yesterday cooked a tortilla, they divided it into 6 equal parts. Maria ate 2/6 and her husband 3/6. What fraction of the tortilla was left? /Q>. <A there was one piece of tortilla left and the last one was left a and the tortilla /A>.</p> <p>ASST. Yes. Follow-up: What is a student expected to do with a question like this? Intermediate response: The student is expected to calculate the fraction of the tortilla that was left after Maria and her husband ate their parts and provide his answer. Follow-up: Does the student's answer mention pieces or fractions of the tortilla? Intermediate response: Yes, the student response mentions tortilla pieces, which is another way of referring to tortilla fractions. Follow-up: How does the student's response relate to what is being asked? Intermediate Response: The student's response relates to the question by mentioning tortilla pieces, which demonstrates that the student understands that fractions are equivalent to parts or pieces. Final Answer: The student's response is consistent with the question.</p>
3° shot	<p>USER <Q Claudio has 12 pencils to distribute in equal amounts in 3 pencil cases, to do so, his friend Paula tells him that he should put 6 pencils in each case and so he will not have any left over. Is Claudio's friend right? (Explain with your words the answer) /Q>. <A paula is not correct because she asks me in more pencil cases /A>.</p> <p>ASST. Yes. Follow-up: What is a student expected to do with a question like this? Intermediate response: The student is expected to analyze whether Claudio's friend is correct in stating that by putting 6 pencils in each pencil case there will be none left over and then provide his or her opinion and explanation. Follow-up: What is the student's opinion in his response? Intermediate response: The student's opinion is that Claudio's friend is not correct. Follow-up: Does the student's response provide an explanation of his or her opinion? Intermediate response: Yes, the student provides an explanation in his response by pointing out that Claudio's friend asks to put 6 pencils in each pencil case, which would lead to distributing the pencils in more than 3 pencil cases, contradicting the information given in the question. Final Answer: The student's response is consistent with what is asked.</p>
4° shot	<p>USER <Q Francisco and Camila have a collection of action figures of their favorite series, Francisco has 4/8 of the collection and Camila has 2/8, if of the total number of figures that Francisco and Camila have they lose 5/8. How many figures of the collection do they have left? (Write your answer appropriately) /Q>. <A IT'S GOOD /A>.</p> <p>ASST. Yes. Follow-up: What is a student expected to do with a question like this? Intermediate response: The student is expected to calculate the number of action figures Francisco and Camila have left after they lose 5/8 of their collection and provide their response appropriately. Follow-up: Does the student's response make the necessary calculation and provide the number of action figures remaining? Intermediate response: No, the student response provides a general statement 'IT IS GOOD', but does not perform the calculation or provide the specific number of action figures remaining. Follow-up: How does the student's response relate to what is being asked? Intermediate Response: The student's response does not adequately relate to what is being asked because the student does not provide the number of action figures remaining or perform the necessary calculation. Final Answer: The student's response is inconsistent with what is being asked.</p>
0-shot	<p>USER Instance: <Q [Question] /Q>. <A [Answer] /A>. Question: Is the answer between <A /A> is incoherent or coherent to the question between <Q /Q>? Provide a final answer using intermediate answers to follow-up questions. In a single output, create an initial follow-up question, answer it, and continue asking and answering follow-up questions until you decide you have enough information; at this point, issue "So the final answer is:" before providing the final answer:</p>
4-shot	<p>USER Instance: <Q [Question] /Q>. <A [Answer] /A>. Let's think step by step. Question: Is the answer between <A /A> is incoherent or coherent to the question between <Q /Q>? Are follow-up questions needed here?</p>

Figure 9: Self-ask ChatGPT prompt templates for the IAD task. System/User/Assistant (asst.) are the roles in the ChatGPT API. The phrase under the User role indicates which template is used in 0-shot or 4-shot format. Translated from Spanish.

	SYSTEM You are an expert on agroecology and impact on climate change. You have to decide which article is include or excluded in our literature review.
1° shot	USER Title: Impacts of intensifying or expanding cereal cropping in sub-Saharan Africa on greenhouse gas emissions and food security. Abstract: [Abstract-1]. Based on the abstract/title, Is the abstract INCLUDE or EXCLUDE in our literature review? (answer "INCLUDE" or "EXCLUDE")
	ASST. EXCLUDE the abstract
2° shot	USER Title: Effect of mid-season drainage on CH ₄ and N ₂ O emission and grain yield in rice ecosystem: A meta-analysis. Abstract: [Abstract-2]. Based on the abstract/title, Is the abstract INCLUDE or EXCLUDE in our literature review? (answer "INCLUDE" or "EXCLUDE")
	ASST. INCLUDE the abstract
3° shot	USER Title: Reduction in Greenhouse Gas Emission from Seedless Lime Cultivation Using Organic Fertilizer in a Province in Vietnam Mekong Delta Region. Abstract: [Abstract-3]. Based on the abstract/title, Is the abstract INCLUDE or EXCLUDE in our literature review? (answer "INCLUDE" or "EXCLUDE")
	ASST. EXCLUDE the abstract
4° shot	USER Title: No-tillage with rye cover crop can reduce net global warming potential and yield-scaled global warming potential in the long-term organic soybean field. Abstract: [Abstract-4]. Based on the abstract/title, Is the abstract INCLUDE or EXCLUDE in our literature review? (answer "INCLUDE" or "EXCLUDE")
	ASST. INCLUDE the abstract
	USER Title: [Title]. Abstract: [Abstract]. Based on the abstract/title, Is the abstract INCLUDE or EXCLUDE in our literature review? (answer "INCLUDE" or "EXCLUDE")

Figure 10: Vanilla ChatGPT prompt templates for the SAC task. The abstracts used are in Table 5. System/User/Assistant (asst.) are the roles in the ChatGPT API.

H Examples of Decision Process in the Tree

We show in Figures 13 and 14 some examples along with the decision tree prediction and precision on the pathway it used.

	SYSTEM	You are an expert on agroecology and impact on climate change. You have to decide which article is include or excluded in our literature review.
1° shot	USER	Title: Impacts of intensifying or expanding cereal cropping in sub-Saharan Africa on greenhouse gas emissions and food security. Abstract: [Abstract-1]. Based on the abstract/title, Is the abstract INCLUDE or EXCLUDE in our literature review?
	ASST.	Step 1: Abstract discusses cereal cropping in sub-Saharan Africa's impact on emissions and food security. Step 2: Abstract provides findings on projected emissions. Step 3: Abstract doesn't primarily address agroecological practices' impact on climate change. Step 4: Abstract should be EXCLUDED.
2° shot	USER	Title: Effect of mid-season drainage on CH4 and N2O emission and grain yield in rice ecosystem: A meta-analysis. Abstract: [Abstract-2]. Based on the abstract/title, Is the abstract INCLUDE or EXCLUDE in our literature review?
	ASST.	Step 1: Abstract explores mid-season drainage's effect on emissions and grain yield in rice ecosystems. Step 2: Abstract presents quantitative findings showing reduced CH4 emissions and increased N2O emissions with mid-season drainage. Step 3: Abstract discusses global warming potential (GWP) and influencing factors. Step 4: Abstract directly addresses agroecological practice's impact on emissions and aligns with the review's objectives, so it should be INCLUDED.
3° shot	USER	Title: Reduction in Greenhouse Gas Emission from Seedless Lime Cultivation Using Organic Fertilizer in a Province in Vietnam Mekong Delta Region. Abstract: [Abstract-3]. Based on the abstract/title, Is the abstract INCLUDE or EXCLUDE in our literature review?
	ASST.	Step 1: Abstract evaluates greenhouse gas emissions from seedless lime cultivation in Vietnam. Step 2: Abstract presents emission reduction results from replacing chemical fertilizers. Step 3: Abstract doesn't explicitly assess agroecological practices' impact on climate change. Step 4: Abstract should be EXCLUDED.
4° shot	USER	Title: No-tillage with rye cover crop can reduce net global warming potential and yield-scaled global warming potential in the long-term organic soybean field. Abstract: [Abstract-4]. Based on the abstract/title, Is the abstract INCLUDE or EXCLUDE in our literature review?
	ASST.	Step 1: Abstract discusses effects of long-term no-tillage systems and cover crops on emissions and soil carbon sequestration in soybean fields. Step 2: Abstract presents findings of reduced CH4 emissions and increased N2O emissions with different cover crop treatments and tillage methods. Step 3: Abstract highlights significant reductions in net global warming potential (GWP) and yield-scaled GWP with no-tillage and rye cover crop. Step 4: Abstract directly addresses the impact of agroecological practices (no-tillage with rye cover crop) on reducing emissions and aligns with the review's objectives, so it should be INCLUDED.
	USER 0-shot	Title: [Title] . Abstract: [Abstract] . Based on the abstract/title, Is the abstract INCLUDE or EXCLUDE in our literature review? Think step by step.
	USER 4-shot	Title: [Title] . Abstract: [Abstract] . Based on the abstract/title, Is the abstract INCLUDE or EXCLUDE in our literature review?

Figure 11: CoT ChatGPT prompt templates for the SAC task. The abstracts used are in Table 5. System/User/Assistant (asst.) are the roles in the ChatGPT API. The phrase under the User role indicates which template is used in 0-shot or 4-shot format.

	SYSTEM You are an expert on agroecology and impact on climate change. You have to decide which article is include or excluded in our literature review.
1° shot	<p>USER Title: Impacts of intensifying or expanding cereal cropping in sub-Saharan Africa on greenhouse gas emissions and food security. Abstract: [Abstract-1]. Question: Is the abstract INCLUDE or EXCLUDE in our literature review? Are follow up questions needed here:</p> <p>ASST. Yes. Follow up: Does the study mention an agroecological practice? Intermediate answer: It does not seem that the study mentions agroecological practices. Follow up: Does the abstract discuss greenhouse gas emissions and food security? Intermediate answer: Yes, the abstract addresses the impact of cereal cropping in sub-Saharan Africa on greenhouse gas emissions and food security. Follow up: Does the abstract primarily focus on the impact of agroecological practices on climate change? Intermediate answer: No, the abstract's primary focus is on the impact of cereal cropping scenarios on greenhouse gas emissions and food security, rather than on agroecological practices. Follow up: Considering the main objective of your literature review, which is to explore the impact of agroecology on climate change, does the abstract align well with this objective? Intermediate answer: No, the abstract's emphasis on cereal cropping scenarios and emissions outcomes doesn't closely align with the review's primary focus on agroecology's effects on climate change. So the final answer is: Exclude the abstract from the literature review.</p>
2° shot	<p>USER Title: Effect of mid-season drainage on CH4 and N2O emission and grain yield in rice ecosystem: A meta-analysis. Abstract: [Abstract-2]. Question: Is the abstract INCLUDE or EXCLUDE in our literature review? Are follow up questions needed here:</p> <p>ASST. Yes. Follow up: What is the agroecological practice mentioned in this article? Intermediate answer: Yes, the study mentions mid-season drainage. Follow up: Over what does the study explore the impact of mid-season drainage? Intermediate answer: The study investigates the effect of mid-season drainage on global warming potential (GWP). Specially on CH4 emissions and N2O emissions. Follow up: Does the study present quantitative findings regarding reduced CH4 emissions and increased N2O emissions due to mid-season drainage? Intermediate answer: Yes, the abstract provides numerical results showing that mid-season drainage leads to decreased CH4 emissions and increased N2O emissions. Follow up: Given the main objectives of the literature review, does the abstract align with the focus on agroecological practices' impact on emissions? Intermediate answer: Yes, the abstract directly discusses the impact of an agroecological practice (mid-season drainage) on emissions, making it relevant to the review's objectives. So the final answer: Include the abstract in the literature review.</p>
3° shot	<p>USER Title: Reduction in Greenhouse Gas Emission from Seedless Lime Cultivation Using Organic Fertilizer in a Province in Vietnam Mekong Delta Region. Abstract: [Abstract-3]. Question: Is the abstract INCLUDE or EXCLUDE in our literature review? Are follow up questions needed here:</p> <p>ASST. Yes. Follow up: Does this abstract mention an agroecological practice at the farm level? Intermediate answer: Yes, the abstract mentions the replacement of chemical fertilizers with organic fertilizers. Follow up: Does this abstract assess the impact of this practice on climate change? Intermediate answer: Yes, the abstract assesses the impact of replacing chemical fertilizers with organic fertilizers on greenhouse gas emissions. Follow up: Is this practice a substitution practice? Intermediate answer: Yes, it is because they substitute chemical fertilizer for organic fertilizer. Follow up: Given the main objectives of the literature review, which exclude substitution practices, should we include this article? Intermediate answer: No, the abstract's primary focus is on evaluating emission reduction through fertilizer substitution, rather than agroecological redesigning practices. So the final answer: Exclude the abstract from the literature review.</p>
4° shot	<p>USER Title: No-tillage with rye cover crop can reduce net global warming potential and yield-scaled global warming potential in the long-term organic soybean field. Abstract: [Abstract-4]. Question: Is the abstract INCLUDE or EXCLUDE in our literature review? Are follow up questions needed here:</p> <p>ASST. Yes. Follow up: What is the agroecological practice mentioned in the study? Intermediate answer: The study mentions rye cover cropping and tillage practices. Follow up: Does the study find a link between these practices and climate change mitigation or reduction? Intermediate answer: Yes the study discusses the impact of these practices on greenhouse gas (GHG) emissions and soil carbon sequestration in soybean fields. Follow up: Does the abstract highlight significant reductions in net global warming potential (GWP) and yield-scaled GWP with the combination of no-tillage and rye cover crop? Intermediate answer: Yes, the abstract emphasizes notable decreases in net GWP and yield-scaled GWP through the implementation of no-tillage practices combined with rye cover crops. So the final answer: Include the abstract in the literature review.</p>
0-shot	<p>USER Title: [Title]. Abstract: [Abstract]. Question: Is the abstract INCLUDE or EXCLUDE in our literature review? Provide a final answer using intermediate answers to follow-up questions. In a single output, create an initial follow-up question, answer it, and continue asking and answering follow-up questions until you decide you have enough information; at this point, issue "So the final answer is:" before providing the final answer:</p>
4-shot	<p>USER Title: [Title]. Abstract: [Abstract]. Question: Is the abstract INCLUDE or EXCLUDE in our literature review? Are follow up questions needed here:</p>

Figure 12: Self-ask ChatGPT prompt templates for the SAC task. The abstracts used are in Table 5. System/User/Assistant (asst.) are the roles in the ChatGPT API. The phrase under the User role indicates which template is used in 0-shot or 4-shot format.

Id	Abstract
Abstract-1	<p>Cropping is responsible for substantial emissions of greenhouse gasses (GHGs) worldwide through the use of fertilizers and through expansion of agricultural land and associated carbon losses. Especially in sub-Saharan Africa (SSA), GHG emissions from these processes might increase steeply in coming decades, due to tripling demand for food until 2050 to match the steep population growth. This study assesses the impact of achieving cereal self-sufficiency by the year 2050 for 10 SSA countries on GHG emissions related to different scenarios of increasing cereal production, ranging from intensifying production to agricultural area expansion. We also assessed different nutrient management variants in the intensification. Our analysis revealed that irrespective of intensification or extensification, GHG emissions of the 10 countries jointly are at least 50% higher in 2050 than in 2015. Intensification will come, depending on the nutrient use efficiency achieved, with large increases in nutrient inputs and associated GHG emissions. However, matching food demand through conversion of forest and grasslands to cereal area likely results in much higher GHG emissions. Moreover, many countries lack enough suitable land for cereal expansion to match food demand. In addition, we analysed the uncertainty in our GHG estimates and found that it is caused primarily by uncertainty in the IPCC Tier 1 coefficient for direct N₂O emissions, and by the agronomic nitrogen use efficiency (N-AE). In conclusion, intensification scenarios are clearly superior to expansion scenarios in terms of climate change mitigation, but only if current N-AE is increased to levels commonly achieved in, for example, the United States, and which have been demonstrated to be feasible in some locations in SSA. As such, intensifying cereal production with good agronomy and nutrient management is essential to moderate inevitable increases in GHG emissions. Sustainably increasing crop production in SSA is therefore a daunting challenge in the coming decades</p>
Abstract-2	<p>Paddy rice cultivation is an important source of global anthropogenic methane emissions. Drainage the flooded soils can reduce methane substantially, but N₂O emission occur concurrently, which would offset the reduction of methane emission. It remains unclear how mid-season drainage affects the global warming potential (GWP) of CH₄ and N₂O emissions. In this study, a meta-analysis was conducted to investigate the effect of mid-season drainage on GWP and the factors that control the response of GWP to mid-season drainage. Results showed that mid-season drainage decreased CH₄ emission by 52% while increased N₂O emission by 242%. The GWP under mid-season drainage decreased by 47% compared to continuously flooding. The yield-scaled GWP under mid-season drainage decreased by 48%. Mid-season drainage had no effect on rice grain yield. Although soil drainage times and organic matter amendment are important factors affecting CH₄ and N₂O emissions in rice paddy field, the study showed that neither of them had effect on the response of GWP to mid-season drainage. The reduction rate of the GWP under mid-season drainage increased when N fertilization application rate increases from 50 kg ha⁻¹ to > 200 kg ha⁻¹. This study demonstrated that CH₄ is still a dominant greenhouse gas in rice paddies under water management with mid-season drainage. Nitrogen fertilization is an important factor that regulates the response of GWP to mid-season drainage. High nitrogen fertilization rate would decrease the overall emission of CH₄ and N₂O under mid-season drainage. However, increasing drainage times or applying organic fertilizer under mid-season does not change the overall emission rate of CH₄ and N₂O</p>
Abstract-3	<p>This study aimed to evaluate greenhouse gas (GHG) emissions from conventional cultivation (S1) of seedless lime (SL) fruit in Hau Giang province, in the Mekong Delta region of Vietnam. We adjusted the scenarios by replacing 25% and 50% of nitrogen chemical fertilizer with respective amounts of N-based organic fertilizer (S2 and S3). Face-to-face interviews were conducted to collect primary data. Life cycle assessment (LCA) methodology with the cradle to gate approach was used to estimate GHG emission based on the functional unit of one hectare of growing area and one tonnage of fresh fruit weight. The emission factors of agrochemicals, fertilizers, electricity, fuel production, and internal combustion were collected from the MiLCA software, IPCC reports, and previous studies. The S1, S2, and S3 emissions were 7590, 6703, and 5884 kg-CO₂ equivalent (CO₂e) per hectare of the growing area and 273.6, 240.3, and 209.7 kg-CO₂e for each tonnage of commercial fruit, respectively. Changing fertilizer-based practice from S1 to S2 and S3 mitigated 887.0-1706 kg-CO₂e ha⁻¹ (11.7-22.5%) and 33.3-63.9 kg-CO₂e t⁻¹ (12.2-25.6%), respectively. These results support a solution to reduce emissions by replacing chemical fertilizers with organic fertilizers</p>
Abstract-4	<p>No-tillage (NT) and the introduction of cover crops, owing to their positive effects on soil organic carbon (SOC) sequestration and crop yields, are potential agricultural practices that both support food security under the new realities of climate change and alleviate greenhouse gas (GHG) emissions. However, the effects of the combination of long-term NT systems and cover crops on non-carbon dioxide (CO₂) emissions and SOC sequestration have not been adequately documented, particularly in East Asia. We conducted a split-plot field experiment involving two tillage systems [NT and moldboard plowing (MP)] and three cover crops, namely, fallow (FA), hairy vetch (HV), and rye (RY). NT had slightly higher soybean yield than MP, although tillage methods and cover crop treatments had no significant effects on soybean yield. Cover crop treatments rather than tillage methods significantly affected methane (CH₄) emissions; under FA and RY treatments, we observed CH₄ uptakes, whereas under HV, we observed CH₄ emissions. In contrast, rather than cover crop treatments, tillage methods affected nitrous oxide (N₂O) emissions. Higher WFPS and soil bulk density under NT resulted in significantly higher annual N₂O emissions than those under MP. However, under NT, the annual SOC sequestration rate significantly increased compared with that under MP, the global warming potential (GWP) caused by CH₄ and N₂O emissions was fully offset by net CO₂ retention under NT. Additionally, treatment under NT reduced net GWP and yield-scaled GWP to a significantly greater degree than did treatment under MP. Treatments under NT with RY cover crop had the lowest net GWP (-2324 kg CO₂ equivalent ha⁻¹ year⁻¹) and yield-scaled GWP (-1037 kg CO₂ equivalent Mg⁻¹ soybean yield). These findings suggest that treatments under NT with cover crop systems-especially RY cover crop-in the long-term organic soybean field maintains sustainable crop production and reduces net GWP and yield-scaled GWP, which will be an effective climate-smart agriculture practice in the humid, subtropical regions prevailing in Kanto, Japan</p>

Table 5: Abstracts used in the prompt templates for the SAC task.

Questions	Origin
Is the answer clear and uses appropriate language and spelling for the question asked?	LLM
Does the answer provide useful information without any joking, sarcastic, or ambiguous tones?	LLM
Does the question imply that the student should evaluate the logic and coherence of the character's answer in the story?	LLM
Are the processes shown to obtain the value?	LLM
Does the answer rule out incorrect options with justification?	LLM
Does the answer limit itself to a sarcastic comment instead of providing a useful and coherent answer?	LLM
Does the answer provide relevant and accurate information related to the question asked?	LLM
Is the calculation methodology present in the answer?	LLM
Does the answer include calculations or processes?	LLM
Does the answer support its position with facts?	LLM
Does the answer show the calculations or processes to arrive at a numerical value?	LLM
Does the answer appear to be a joke or a humorous answer?	LLM
Does the answer show a clear understanding of the mathematical concepts involved in the question?	LLM
Does the answer substantiate its claim with data?	LLM
Does the answer contain spelling or grammatical errors?	LLM
Does the answer not present any contradictions or ambiguities with the question asked?	LLM
Does the answer indicate mathematical superiority of the character?	LLM
Does the answer provide justification for ruling out incorrect options?	LLM
Does the answer consider all possible options?	LLM
Does the question imply deciding whether a statement is correct or incorrect?	LLM
Does the question present a character who must make a mathematical decision?	LLM
Does the answer consider all possible options and provide justification for ruling out incorrect options?	LLM
Does the selected character know more mathematics than others mentioned?	LLM
Does the answer include evidence or justification?	LLM
Does the answer offer arguments or examples to support its claim?	LLM
Does the answer provide a direct answer related to the question asked?	LLM
Does the answer consider all options and rule out incorrect ones?	LLM
Does the answer provide the calculations performed?	LLM
Is the selected character the most skilled in mathematics?	LLM
Does the answer indicate logical and coherent skills?	LLM
Does the answer use specific examples to support the correct character choice?	LLM
Does the answer demonstrate adequate knowledge and understanding of the topic raised in the question?	LLM
Is the answer to the question "yes" or "no"?	LLM
Does the answer demonstrate a logical and coherent mind?	LLM
Does the answer to the question imply verifying whether a mathematical operation was performed correctly?	LLM
Does the answer clearly indicate whether the character's statement is correct or not?	LLM
Does the answer to the question provide a clear explanation of why it is correct or incorrect?	LLM
Does the answer indicate if the selected character has more or less mathematical knowledge than other characters mentioned in the question?	LLM
Does the answer reflect reasoning and coherence skills?	LLM
Does the answer present evidence or reasons?	LLM
Does the answer reveal coherent thinking skills?	LLM
Is the answer clear, concise, and uses easy-to-understand and precise language?	LLM
Is a justification requested for the answer to the question?	LLM
Does the answer provide justification for choosing the correct character?	LLM
Does the answer reference other relevant sources of information that may support the correct character's choice?	LLM
Is the answer brief and not elaborated?	LLM
Does the answer reflect a clear understanding of the context and situations described in the question?	LLM
Does the chosen character have more mathematical skills than others?	LLM
Does the answer use language and spelling consistent with the question?	LLM
Does the answer consider all options and justify discards?	LLM
Does the answer demonstrate the student's ability to reason logically and follow a coherent thought process?	LLM
Does the answer show understanding of the question and evidence of an attempt to solve the mathematical problem posed?	LLM
Does the answer indicate whether the character is more mathematical than others?	LLM
Does the answer reveal the calculation process?	LLM
Does the answer show reasoning and cohesion?	LLM
Does the answer defend its assertion with solid arguments?	LLM
Does the answer make sense?	Ling
Does the answer contain any of the words "yes" or "no"?	Ling
Does the answer contradict the question?	Ling
Does the answer describe the process used to obtain the result or reach the conclusion?	Ling
Is the answer a personal opinion?	Ling
Does the answer involve the use of numbers or digits?	Ling
Does the answer have a reasonable number of tokens?	Hum
Does the answer have a reasonable maximum length of repeated characters?	Hum
Does the question suggest that something is correct or that someone is right?	Hum
Does the answer have a reasonable proportion of non-numeric characters?	Hum
Does the answer have a reasonable proportion of vowels?	Hum
Does the question include a proper name and is it also present in the answer?	Hum

Table 6: Binary subtasks questions and their origin (human-made, LLM-made, or natural language translation of linguistics rules) before the feature selection process for the IAD task. Everything was translated from Spanish

Questions	Origin
Does the abstract cover climate change adaptation?	LLM
Does the abstract assess the impact of agroecology on nitrogen dynamics?	LLM
Does the abstract address limitations, challenges, and potential risks?	LLM
Does the abstract discuss the role of agroecology in enhancing climate resilience in agricultural systems?	LLM
Does the abstract assess agroecological practices' impact on climate change?	LLM
Does the abstract discuss the impact of methane (CH4) emissions?	LLM
Does the abstract target stakeholders?	LLM
Does the study specifically evaluate greenhouse gas emissions?	LLM
Does the abstract discuss measures to mitigate climate change?	LLM
Does the abstract evaluate agroecology's impact on nitrogen dynamics?	LLM
Is agroecological practices discussed in the abstract?	LLM
Does the abstract touch upon policy implications?	LLM
Does the abstract include a comprehensive discussion on climate change and environmental aspects?	LLM
Does the abstract cover limitations, challenges, and potential risks?	LLM
Does the abstract discuss limitations, challenges, and potential risks?	LLM
Does the abstract address methane (CH4) emissions' impact?	LLM
Does the abstract thoroughly address climate change and environmental aspects?	LLM
Does the abstract examine the implications of methane (CH4) emissions?	LLM
Does the abstract mention limitations, challenges, and potential risks?	LLM
Does the abstract provide a comprehensive coverage of climate change and environmental aspects?	LLM
Does the abstract discuss policy implications?	LLM
Does the abstract consider policy implications?	LLM
Does the abstract analyze how agroecology affects nitrogen dynamics?	LLM
Does the abstract examine the impact of agroecology on nitrogen dynamics?	LLM
Does the abstract analyze the role of agroecology in carbon sequestration?	LLM
Does the abstract discuss agroecology's benefits for biodiversity?	LLM
Does the abstract examine the impact of these practices?	LLM
Does the abstract lack empirical evidence or scientific research?	LLM
Does the abstract suggest a lack of correlation?	LLM
Does the abstract primarily address peat emissions and their quantification?	LLM
Do the statistical analyses support the findings?	LLM
Does the abstract explore soil organic sequestration rate?	LLM
Does the abstract compare organic and conventional arable farming practices?	LLM
Does the abstract discuss agroecology's benefits for ecosystem services?	LLM
Does the abstract discuss cultural aspects of agroecology?	LLM
Does the abstract focus primarily on economic aspects of agroecology?	LLM
Does the abstract discuss biodiversity conservation?	LLM
Does the abstract review previous studies?	LLM
Does the abstract provide evidence of the impact?	LLM
Does the abstract discuss social aspects of agroecology?	LLM
Does the abstract mention optimized timing of grass-clover ley phase removal?	LLM
Does the abstract discuss N2O emissions?	LLM
Does the abstract focus on NH3 fluxes?	LLM
Does the abstract discuss soil health?	LLM
Does the abstract compare industrial agriculture practices?	LLM
Does the abstract discuss certified organic production?	LLM
Does the abstract specifically examine the impact on GHG profiles?	LLM
Does the abstract evaluate rubber-leguminous shrub systems?	LLM
Does the abstract focus on small-scale or family farming systems?	LLM
Does the abstract specifically analyze nitrous oxide emissions?	LLM
Is there evidence of NH3 and GHG fluxes?	LLM
Does the abstract measure field plots?	LLM
Does the abstract analyze yield-scaled global warming potential?	LLM
Does the study focus on conventional cultivation methods?	LLM
Does the abstract examine nitrogen dynamics?	LLM
Does the abstract provide recommendations?	LLM
Does the abstract discuss biofuel production?	LLM
Does the abstract offer proof for its conclusions?	LLM
Does the abstract solely focus on cradle-to-farm-gate activities?	LLM
Does the abstract measure net global warming potential?	LLM
Does the abstract emphasize the United States?	LLM
Does the abstract lack any new empirical data or fresh insights?	LLM
Does the abstract primarily emphasize economic aspects of agroecology?	LLM
Does the abstract specifically address GHG profiles in its examination?	LLM
Is the main focus of the abstract on the economic aspects of agroecology?	LLM
Does the abstract center around the economic aspects of agroecology?	LLM
Does the abstract specifically assess the effects of these practices?	LLM
Does the abstract cover agroecology's positive impact on biodiversity?	LLM
Does the abstract cover biofuel production?	LLM
Does the abstract address the benefits of agroecology for biodiversity?	LLM
Does the abstract examine the specific impact of these practices?	LLM
Does the abstract examine how agroecology benefits biodiversity?	LLM

Table 7: Binary subtasks questions and their origin (LLM-made) before the feature selection process for the SAC task.

Questions	Origin
Does the abstract mention any terms starting with 'bio'?	Ling
Does the abstract specifically mention CH ₄ ?	Ling
Does the abstract discuss emissions?	Ling
Does the abstract discuss reducing something?	Ling
Does the abstract make reference to the concept of cover?	Ling
Is the concept of intercropping mentioned in the abstract?	Ling
Does the abstract discuss strategies?	Ling
Does the abstract address the topic of GHG emissions?	Ling
Does the abstract refer to the application of a type of organic fertilisation practice?	Hum
Does the abstract refer to the impact (or effect) of these practices on Nitrogen/N ₂ O/nitrogen oxide emissions?	Hum
Does the abstract refer to the impact (or effect) of these practices on the carbon sequestration in the soil?	Hum
Does the abstract refer to the impact (or effect) of these practices on Carbon/CH ₄ /methane emissions?	Hum
Does the abstract refer to the application of one or more Climate-Smart Agriculture practices?	Hum
Does the abstract refer to the impact (or effect) of these practices on climate change mitigation?	Hum
Does the abstract refer to the application of one or more Sustainable Rice Intensification practices?	Hum
Does the abstract refer to the impact (or effect) of these practices on climate change adaptation?	Hum
Does the abstract refer to the impact (or effect) of these practices on greenhouse gasses (GHG) emissions?	Hum
Does the abstract refer to the application of a type of Bio-control practice?	Hum
Does the abstract refer to the application of one or more agroecological practices?	Hum
Does the abstract refer to the application of a type of ecological or mechanical weed management practice?	Hum
Does the abstract refer to the application of one or more Diversified farming practices?	Hum
Does the abstract evaluate agroecological practices' impact on climate change?	Hum
Does the abstract mention any organic agriculture practices being applied?	Hum
Does the abstract discuss the substitution of different varieties or cultivars?	Hum
Does the abstract explore the connection between agroecological practices and climate change?	Hum
Does the abstract analyze how agroecological systems affect climate change?	Hum
Does the abstract mention the replacement of various varieties or cultivars?	Hum
Does the abstract mention the implementation of Sustainable Rice Intensification practices?	Hum
Does the abstract address how these practices affect soil carbon storage?	Hum
Does the abstract discuss the application of Regenerative agriculture methods?	Hum
Does the abstract discuss a form of Residues management practice?	Hum
Does the abstract mention the use of intercropping practices?	Hum
Does the abstract mention the use of Regenerative agriculture practices?	Hum
Do the contents of the abstract pertain to agroecological practices?	Hum
Is the abstract discussing the application of agroecological methods?	Hum
Does the abstract mention the application of cover crops or mulching?	Hum
Does the abstract discuss implementing a type of water collection practice?	Hum

Table 8: Binary subtasks questions and their origin (human-made or natural language translation of linguistics rules) before the feature selection process for the SAC task.

Expert Feature	Category
The answer is blank	Traditional
Number of non-space characters in the response	Traditional
Proportion of punctuation symbols in the response	Traditional
Proportion of non-vowel punctuation symbols in the response	Traditional
Proportion of vowels in the response	Traditional
Number of valid words in the response	Traditional
Maximum length of consecutive characters in the response	Traditional
Proportion of characters that are digits in the response	Traditional
Maximum length of consecutive vowel symbols in the response	Traditional
Proportion of symbols that are not digits or non-mathematical punctuation symbols in the response	Traditional
Number of alphabetical symbols in the response	Traditional
Proportion of symbols that are vowels in the response	Traditional
Number of words in the response	Traditional
Length of the response	Traditional
Number of numerical representations in the response	Traditional
Number of mathematical punctuation symbols in the response	Traditional
Number of digits in the response	Traditional
Number of punctuation symbols in the response	Traditional
Number of non-number words in the response	Traditional
Proportion of symbols that are vowels in the response	Traditional
Proportion of symbols that are not numbers in the response	Traditional
Proportion of punctuation symbols in the response	Traditional
There is a numerical representation (integer, real, fraction) in the response	Traditional
Number of symbols in the longest number in the response	Traditional
Proportion of punctuation symbols or digits in the response	Traditional
Proportion of non-mathematical punctuation symbols in the response	Traditional
Maximum length of consecutive non-vowel symbols in the response	Traditional
The answer is a digit	Traditional
Frequency of the letter "k" in the response	Traditional
Frequency of the letter "g" in the response	Traditional
Frequency of the letter "y" in the response	Traditional
Frequency of the letter "j" in the response	Traditional
Frequency of the letter "h" in the response	Traditional
Frequency of the letter "x" in the response	Traditional
Frequency of the letter "w" in the response	Traditional
Frequency of the letter "ñ" in the response	Traditional
The answer is an emoticon	Semantic
The answer is "I don't know"	Semantic
The answer is a greeting	Semantic
The answer contains offensive language	Semantic
The answer contains emoticons	Semantic
Proportion of non-emoticon faces in the response	Semantic
Proportion of keywords in the response	Semantic
Number of emoticons in the response	Semantic
Number of words in the RAE (Real Academia Española) in the response	Semantic
Number of words in the Urban Dictionary in the response	Semantic
Number of popular words in the response	Semantic
Number of keywords in the response	Semantic
Proportion of words in the response that are in the Royal Spanish Academy dictionary	Semantic
Proportion of words in the response that are in an urban dictionary	Semantic
Proportion of popular words in the response	Semantic
Proportion of keywords in the response	Semantic
Proportion of emoticons in the response	Semantic
Intersection between words in the response and words in the question that are nominal subjects	Contextual
The question asks for which, who or what	Contextual
The question asks if something is possible	Contextual
The answer is binary, yes or no	Contextual
The question asks why someone is right or wrong	Contextual
The question asks if something or someone is okay	Contextual
The answer has a reason or is binary (yes or no)	Contextual
Intersection between pronouns in the question and the response	Contextual
The question asks for who or which	Contextual
The question asks if someone is correct or right	Contextual
The question asks if someone is correct	Contextual
The question asks if someone is right	Contextual
Intersection between words in the question and the response	Contextual

Table 9: Expert features and their category (Traditional, Semantic or Contextual) before the feature selection process for the IAD task. Everything was translated from Spanish

Linguistic Feature	Category	Linguistic Feature	Category
intensification	Keyword	meta-analysis	Keyword
rainfed	Keyword	rice	Keyword
impact of	Keyword	CH4	Keyword
net	Keyword	vineyard	Keyword
systems	Keyword	crop	Keyword
climate	Keyword	economy	Keyword
agricultural	Keyword	farm	Keyword
grass	Keyword	till	Keyword
soils	Keyword	practices	Keyword
organic	Keyword	water	Keyword
productivity	Keyword	methane	Keyword
storage	Keyword	emission	Keyword
scenario	Keyword	tillage	Keyword
farms	Keyword	conservation	Keyword
significantly	Keyword	seasonal	Keyword
cover	Keyword	social	Keyword
N2O	Keyword	GHG	Keyword
change	Keyword	agroforestry	Keyword
model	Keyword	potential	Keyword
gas	Keyword	soil	Keyword
strategies	Keyword	agriculture	Keyword
system	Keyword	experiment	Keyword
synthetic	Keyword	impact	Keyword
livestock	Keyword	greenhouse	Keyword
lower	Keyword	-	-
intercropping systems	Keyword	global warm	Prefix
fallow	Keyword	bio	Prefix
higher	Keyword	reduc	Prefix
predict	Keyword	emission	Prefix
emissions	Keyword	nitr	Prefix
conventional	Keyword	convent	Prefix
soybean	Keyword	ecolog	Prefix
agroforestry systems	Keyword	integrate	Prefix
carbon	Keyword	mitig	Prefix
intercropping	Keyword	increas	Prefix

Table 10: Linguistic features and their category (Keyword and Prefix) before the feature selection process for the SAC task.

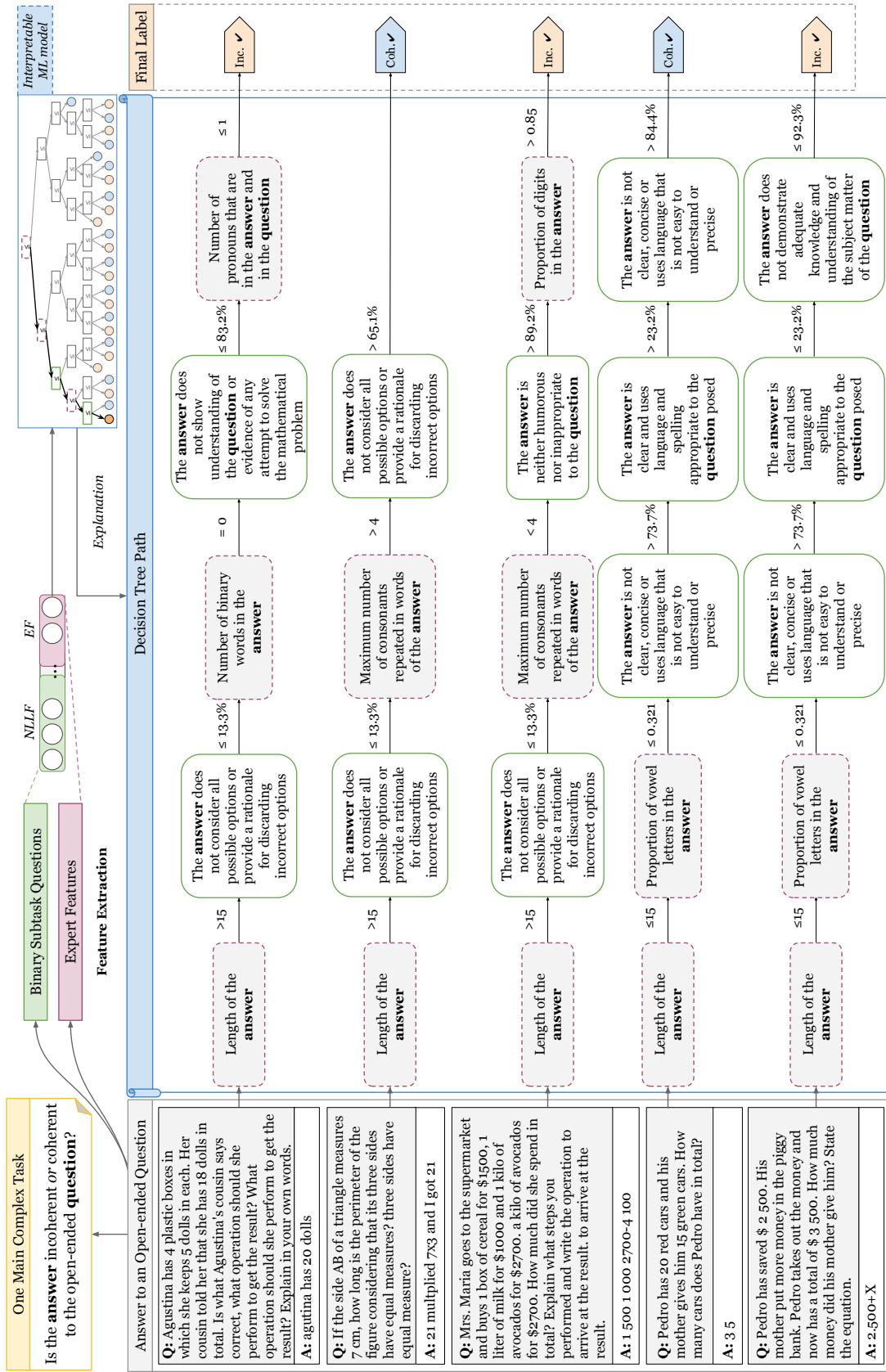


Figure 13: Explanation of the decision trees results using the features NLLF+EF for the IAD task. Inc. is incoherent, and Coh. is coherent. The check mark means that the prediction is correct. Translated from Spanish.

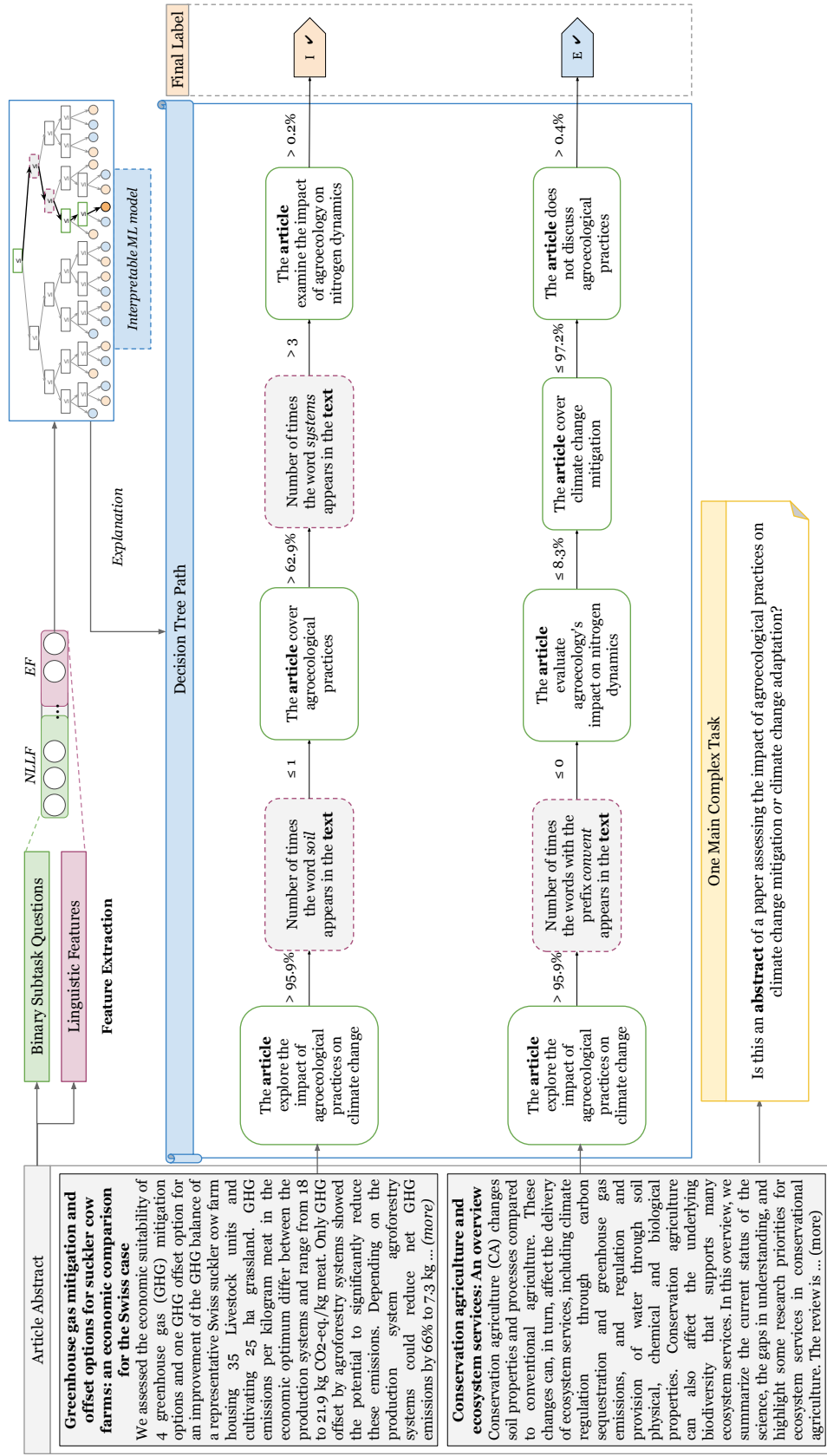


Figure 14: Explanation of the decision trees results using the features NLLF+EF for the SAC task. I is for Include, and E for Exclude. The check mark means that the prediction is correct.

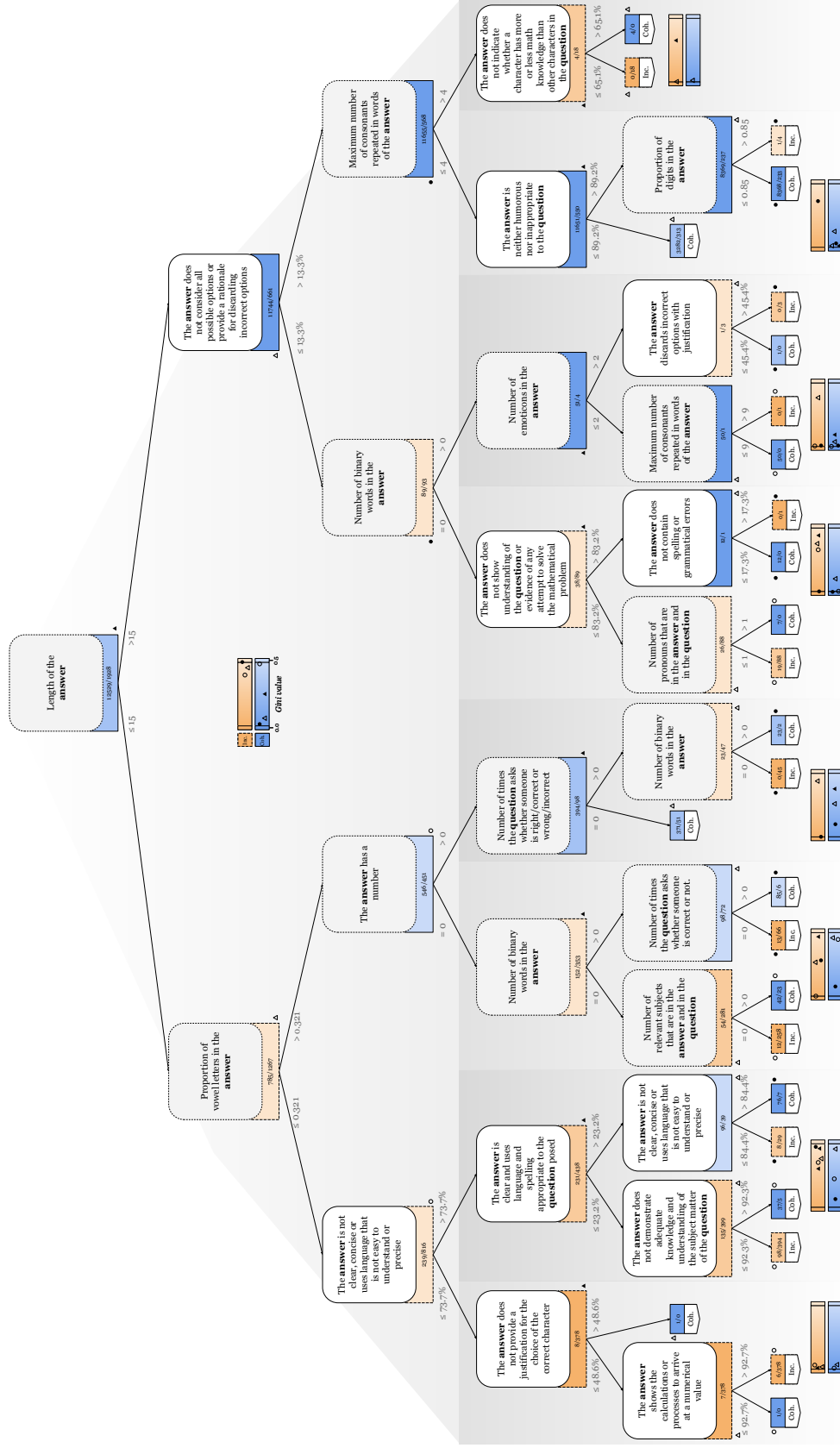


Figure 15: Decision tree with NLLF and EF for the IAD task. Translated from Spanish. Inc. is incoherent, and Coh. is coherent. The NLLF are in white and the EF are in grey. The numbers down the boxes are the threshold of the decision. The Gini value of a tree node corresponds to the ratio of the minoritarian class elements over the dominant ones in the subtree.

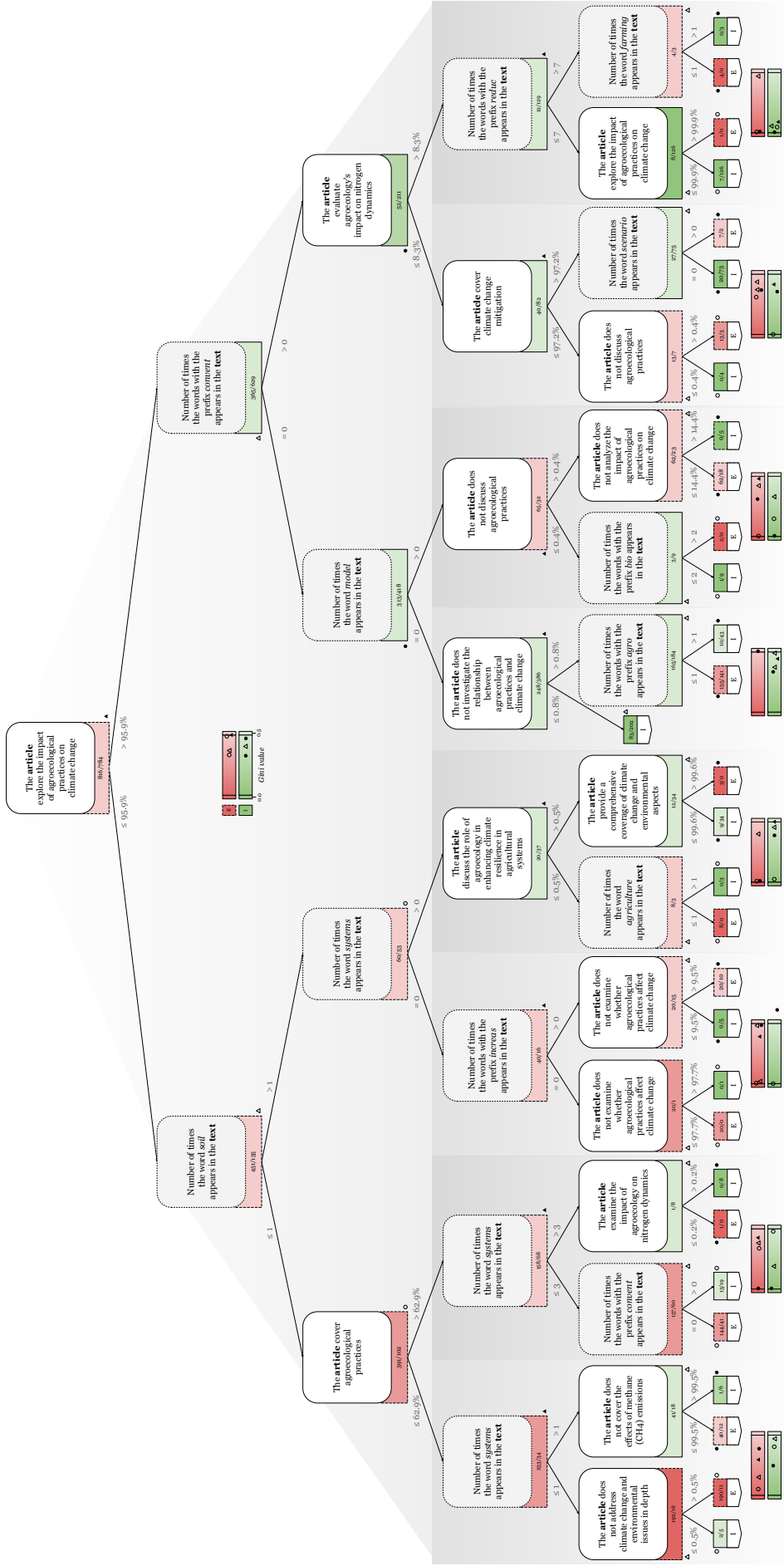


Figure 16: Decision tree with NLLF and LF for the SAC task. I is for Include, and E for Exclude. The NLLF are in white and the EF are in grey. The numbers down the boxes are the threshold of the decision. The Gini value of a tree node corresponds to the ratio of the minoritarian class elements over the dominant ones in the subtree.