

FAMuS: Frames Across Multiple Sources

Siddharth Vashishtha¹ Alexander Martin¹ William Gantt¹
Benjamin Van Durme² Aaron Steven White¹

¹ University of Rochester ² Johns Hopkins University

{svashis3@cs.|wgantt@cs.|amart50@u.|aaron.white@}rochester.edu

Abstract

Understanding event descriptions is a central aspect of language processing, but current approaches focus overwhelmingly on single sentences or documents. Aggregating information about an event *across documents* can offer a much richer understanding. To this end, we present FAMuS, a new corpus of Wikipedia passages that *report* on some event, paired with underlying, genre-diverse (non-Wikipedia) *source* articles for the same event. Events and (cross-sentence) arguments in both report and source are annotated against FrameNet, providing broad coverage of different event types. We present results on two key event understanding tasks enabled by FAMuS: *source validation*—determining whether a document is a valid source for a target report event—and *cross-document argument extraction*—full-document argument extraction for a target event from both its report and the correct source article. We release both FAMuS and our models to support further research.

1 Introduction

Recent years have witnessed a resurgence of interest in document-level event and argument extraction tasks, such as *template filling* (Du et al., 2021b; Chen et al., 2023b; Gantt et al., 2022), *role-filler entity extraction* (Du et al., 2021a; Huang et al., 2021), and *event argument extraction* (Ebner et al., 2020; Li et al., 2021; Tong et al., 2022). Indeed, the earliest goals of information extraction (IE), as advanced by the Message Understanding Conferences (MUCs), were to develop systems capable of extracting document-level event structures (Grishman and Sundheim, 1996; Grishman, 2019). While the renewed interest in these goals represents clear progress beyond the longstanding and dominant focus on *sentence-level* event extraction, recent work in this area suffers from two key shortcomings.

For one, major benchmarks on these tasks, including MUC-4 (muc, 1992), RAMS (Ebner et al.,

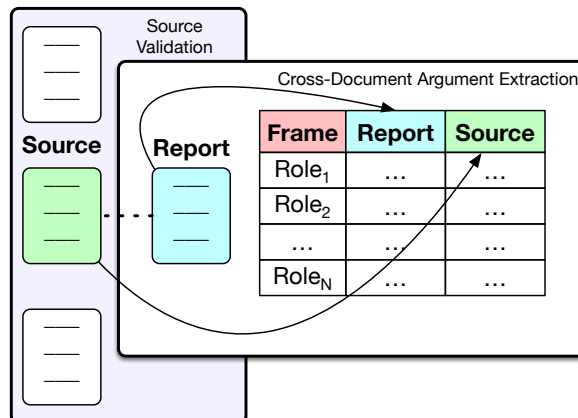


Figure 1: Schematic of the two FAMuS tasks: source validation and cross-document argument extraction.

2020), WikiEvents (Li et al., 2021), and DocEE (Tong et al., 2022) feature highly domain-specific event ontologies. Even when the absolute number of types is relatively large (e.g. the 139 event types covered by RAMS), they tend to be tightly clustered within a small handful of categories.

For another, although whole-document extraction enables a richer understanding of an event than its sentence-level analogue, it is still constrained by the input document’s description of that event, which may lack key details. The task of *event linking* partly remedies this by linking event mentions to a canonical entry in a knowledge base, but stops there, providing no actual extractions from those entries (Nothman et al., 2012; Yu et al., 2023).

This work introduces **FAMuS** (Frames Across Multiple Sources), a dataset and benchmark aimed at addressing both of these shortcomings. FAMuS provides event and cross-sentence argument annotations on over 1,255 Wikipedia passages (or *reports*), each paired with cross-sentence argument annotations for the *same* event as described in the document cited as the passage’s *source*. Events and arguments are annotated against FrameNet (Baker et al., 1998), providing genuinely broad coverage with 253 diverse event types and five supporting documents per type. Beyond the dataset itself, we

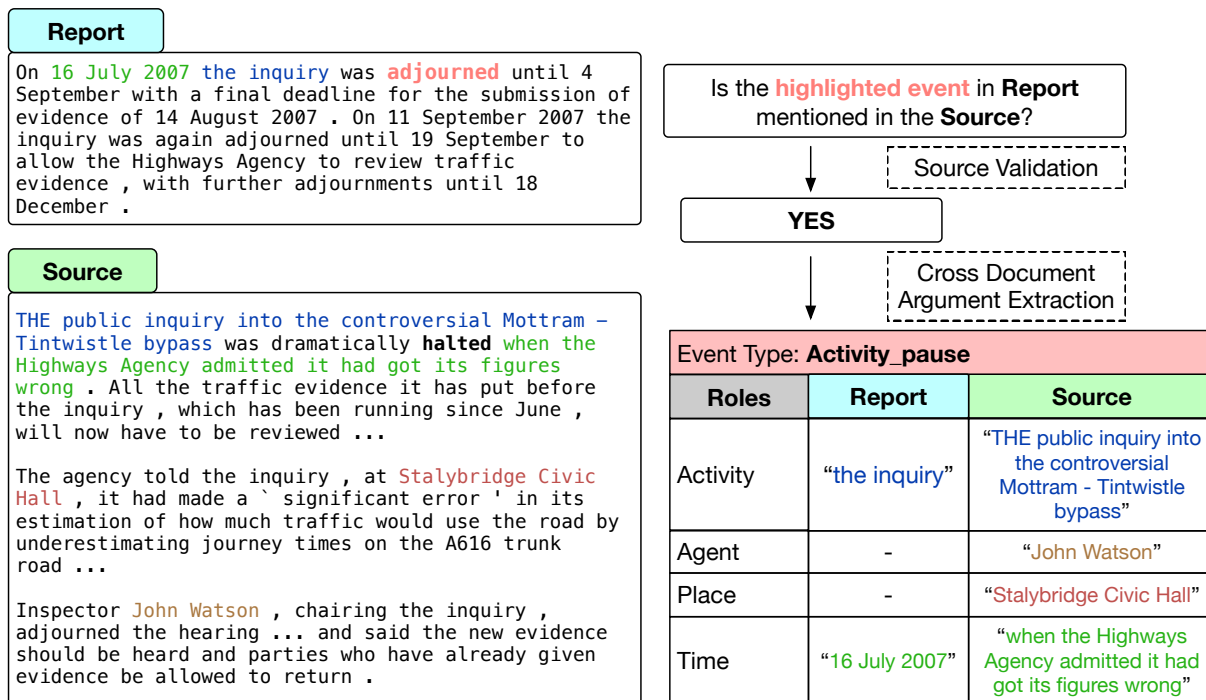


Figure 2: An example from FAMuS. The **Source Validation** task asks whether the event denoted by the trigger highlighted in the report text (*adjourned*) is also described in the source text. If so, the system must then identify and extract all arguments of that event in *both* the report and the source in the **Cross-Document Argument Extraction** task. FAMuS contains genre-diverse (report, source) pairs selected from the MegaWika dataset (Barham et al., 2023) and annotates a single target event trigger in the report, along with all arguments in both report and source, against FrameNet (Baker et al., 1998), enabling broad coverage of different event types.

make the following further contributions:

- We introduce a novel cross-document objective (Figure 1), supported by FAMuS, comprising two challenging tasks: (i) **Source Validation**, which requires determining whether an input document is a valid *source* for a tagged event in a given report; and (ii) **Cross-Document Argument Extraction**, which requires extracting arguments for a tagged report event from *both* the report and its source.
- We present a results from a diverse suite of models on both tasks, including heuristic baselines, fine-tuned models using off-the-shelf encoders, and few-shot LLMs.
- We propose a new evaluation metric for argument extraction that computes an edit distance-based soft match between predicted and reference arguments to provide a richer picture of systems’ argument extraction performance than traditional exact match.

The FAMuS dataset and baselines are available at <https://github.com/FACTSlab/FAMuS>.

2 Task Definitions

To situate FAMuS in the context of prior work, we first give a formal statement of the tasks it presents:

1. **Source Validation (SV)**. Given a *report text* R , a target event trigger (mention) e occurring in R , and a candidate *source text* S , determine whether S contains a description of the same event as the one denoted by e .
2. **Cross-Document Argument Extraction (CDAE)**. Given a report text R , a target event trigger e in R , and a *correct* source text S , extract all arguments of e in both R and S . We assume e is assigned an event type from some underlying ontology of event types E_1, \dots, E_N , where each E_i has roles $R_1^{(i)}, \dots, R_{M_i}^{(i)}$, and where e ’s arguments must each be assigned one of these roles.¹

Both tasks are illustrated schematically in Figure 1 and in greater detail in Figure 2. Taken together,

¹Note that we do *not* require S to contain an explicit event trigger e' coreferent with e . We require only that S refers somehow to the event denoted by e , even if this reference is made more obliquely than with a single lexical item.

these tasks are a more formal embodiment of *informal* reading habits familiar to researchers and casual internet users alike: in the course of our reading, we learn of an event that intrigues us and then we seek out further information about it in other *relevant* sources.

3 Background

We are aware of no prior work that combines identification of a report event’s source document (SV) with argument extraction from both the report and the source (CDAE). However, both closely relate to a number of established tasks in the literature, which we survey briefly below.

Event Linking (EL) or *event grounding* is the task of associating an event description (typically, a single mention) with a canonical entry for that event in some knowledge base. It resembles SV in attempting to ground a target event mention in a text to a more comprehensive description of the same event in a source text. But whereas SV takes a candidate source text as input (along with the report), EL aims to produce (a link to) one as output.

Introduced by Nothman et al. (2012) as an event-centric analogue to the more popular *entity linking* objective (Bunescu and Paşca, 2006; Ji and Grishman, 2011), EL has received comparatively little attention. While Nothman et al. used Australian news articles for both report and source, more recent efforts have focused on Wikipedia and Wikidata. Yu et al. (2023) use Wikipedia articles as source documents and present evaluations with both Wikipedia and New York Times report articles. Ou et al. (2023), extending work by Pratapa et al. (2022), propose an interesting hierarchical variant of the task, in which mentions must be linked to a *set* of hierarchically related events in WikiData.

Cross-Document Event Coreference (CDEC) involves identifying all coreferring event mentions across a collection of documents (Bagga and Baldwin, 1999). Various benchmarks exist for the task, including ECB+ (Cybulska and Vossen, 2014), MEANTIME (Minard et al., 2016), the Gun Violence Corpus (GVC; Vossen et al., 2018b), and WEC (Eirew et al., 2021, 2022). From one angle, CDEC can be viewed as a kind of generalization of EL, insofar as the latter is concerned only with matching up *pairs* of documents that describe the same event, and the former with matching up (potentially) multiple. However, CDEC usually ex-

pressly clusters event *mentions*, whereas EL and SV often do not.

Claim Verification SV is also structurally similar to *fact* or *claim verification*, in which the goal is to determine whether some target statement (the *claim*) is supported, unverified, or refuted by a source text.² Notable benchmarks here include Emergent (Ferreira and Vlachos, 2016), the Fake News Challenge (Pomerleau and Rao, 2017), LIAR (Wang, 2017), and FEVER (Thorne et al., 2018). Although they are *structurally* similar, the underlying relations governing each task (event coreference and evidentiary support) are clearly distinct.

Event Argument Extraction (EAE) is a generalization of semantic role labeling (SRL; Gildea and Jurafsky, 2002) that additionally assigns roles to a predicate’s extra-sentential arguments.³ Our CDAE subtask is just EAE applied to both the report and the source texts. SemEval 2010 Task 10 (Ruppenhofer et al., 2010) and Beyond NomBank (Gerber and Chai, 2010) represent the first true benchmarks for EAE, with the former consisting of a set of Sherlock Holmes stories annotated against FrameNet, and the latter annotating the arguments of a set of 10 nominal predicates from NomBank (Meyers et al., 2004) on the Penn Tree Bank corpus (Marcus et al., 1993). Other resources include ONV5 (Moor et al., 2013) and MS-AMR (O’Gorman et al., 2018). Unfortunately, these datasets are all quite small: the largest, MS-AMR, still contains only about 2,400 implicit arguments. EAE has lately seen renewed interest due mainly to the much larger RAMS (Ebner et al., 2020) and WikiEvents (Li et al., 2021) benchmarks (20-30k arguments each). The more recent DocEE (Tong et al., 2022) benchmark is an order of magnitude larger still (180k arguments). One disadvantage of these three datasets relative to their predecessors, however, is their use of domain-specific ontologies. FAMuS aims to address both of the above issues by providing a relatively *large* dataset annotated against a *broad-coverage* ontology.

Predicate-Argument Alignment Related to CDAE (and CDEC), some prior work has studied cross-document alignment of predicate-argument

²In some cases, the relevant evidentiary sentences from the source must also be provided.

³EAE is synonymous with *multi-sentence argument linking* and arguably also with *implicit semantic role labeling*, though exact task definitions differ. See O’Gorman (2019) and Gantt (2021) for surveys.

	Train	Dev
Event Types	253	253
Role Types (R)	712	580
Role Types (S)	749	643
SV Examples (+)	759	253
SV Examples (−)	759	253
Avg. Tokens (R)	59	60
Avg. Tokens (S)	1,084	1,511
Avg. Filled Roles (R)	2.97	3.45
Avg. Filled Roles (S)	3.45	3.89
Avg. Args (R)	3.07	3.55
Avg. Args (S)	3.70	4.28

Table 1: Summary statistics for the FAMuS train and dev splits (test deliberately omitted). “(R)” and “(S)” denote *report* and *source*, respectively. Note that CDAE examples (not shown) are the same as “SV Examples (+),” as these consist of the same documents (see §4).

structures. Roth and Frank (2012b), for instance, annotate gold predicate alignments in 70 pairs of topically related documents from GigaPairs (Roth and Frank, 2012a) and introduce a graph-based clustering model for the task. Wolfe et al. (2013) present PARMA, a feature-rich, regularized logistic regression model for the same task that makes independent alignment decisions for each predicate and argument. Wolfe et al. (2015) then extend this work with a model that relaxes the independence assumption and *jointly* models predicates and arguments. While CDAE demands neither identification of a predicate in the source document nor an explicit argument-to-argument alignment, it is similar to this work in identifying aligned *sets* of arguments of the same event across documents.

4 Data Collection

The FAMuS documents represent a subset of English documents from MegaWika (Barham et al., 2023), a dataset comprising millions of (report, source) pairs across 50 languages. Below, we discuss data collection for our SV and CDAE tasks.

4.1 Source Validation

Overview Since source texts may be arbitrary web pages, it is essential to verify their quality *as sources* for the report text. To this end, Barham et al. (2023) devise their own source validation task for (report, source) pairs in MegaWika, in which annotators on Amazon Mechanical Turk are presented with a highlighted event trigger in the report text and are asked two questions:

1. What is the most likely FrameNet frame for the highlighted text in the report?⁴
2. Does the source describe the same event as is denoted by the highlighted report trigger?

Each pair is evaluated by three annotators. The authors observe low inter-annotator agreement (IAA) on (2), obtaining a Krippendorff’s α of 0.41 (Krippendorff, 2018). Furthermore, taking the majority response across annotators on (2) reveals that only about 48% of source documents actually describe the same event as the associated report.

In this work, we refine Barham et al.’s methodology for our own SV annotation. To ensure high quality annotations, we restrict *positive* SV examples to the set of (report, source) pairs where (i) a majority (2/3) agrees on the report event’s correct frame, and (ii) *either* all three annotators *unanimously* agree that the source is a valid one for the report event *or* 2/3 agree and an expert (one of the authors) agrees with the majority.⁵ We then identify negative examples (i.e. reports with *incorrect* sources) using a combination of manual and automatic methods. We detail the methodology for both positive and negative example curation below.

Positive Examples A key consideration in selecting positive examples is to ensure *broad coverage* of events—both in terms of the number of different event *types* and in terms of the number of examples for each type. Under a limited annotation budget, these goals trade off with each other, where more examples per type means reduced resources for annotation of additional types. Our data collection procedure targets a reasonable compromise between these aims. At a high level, we rely on the FrameNet inheritance hierarchy to identify a subset of 328 frames that denote a *situation*—i.e. an EVENT, STATE, or PROCESS in FrameNet.⁶ We then iterate Barham et al.’s annotation protocol until we obtain at least *five* (report, source) pairs per frame that satisfy our two criteria—(i) and (ii) above—for positive examples, for at least 75% (250) of the 328 situation-denoting frames.

To select (report, source) pairs for annotation, we rely on the oversampling technique from Barham et al. (2023), which leverages the LOME FrameNet parser of Xia et al. (2021) and a simple Longformer-based model for the SV task (see §5). Broadly, for

⁴Annotators are shown the top five candidate frames from a FrameNet parser along with a “none” option.

⁵A subset of the authors inspected all 2/3 majority cases.

⁶Details on the frame selection process are in Appendix C.

each frame, we want to estimate how many *total* examples we need to annotate in order obtain five *positive* ones. This count (X) is modeled as a negative binomial random variable $X \sim \text{NB}(r, p)$ with $r = 5$ denoting the desired number of positive examples and p denoting the probability of an example being positive. Given our two criteria for positive examples, p can be expressed as $p = P_i \cdot v$, where P_i is the precision of the parser on frames of type f_i and where v is the test set accuracy of our SV model.⁷ For frames for which the FrameNet test set has poor support (< 10 examples), we use the *average* precision across all frames, P_{avg} , in lieu of P_i , for a more robust estimate. Thus, the *expected* number of examples needed to obtain five positive ones, $D_i = \mathbb{E}[X]$, is:

$$D_i = \begin{cases} \lceil \frac{5}{P_i * v} \rceil, & \text{if } \text{count}(f_i) \geq 10 \\ \lceil \frac{5}{P_{\text{avg}} * v} \rceil, & \text{otherwise} \end{cases} \quad (1)$$

While annotating D_i examples for frame f_i will yield five positive examples *in expectation* for f_i , multiple rounds of annotation are needed to actually obtain five positive examples for all frames. In total, we conducted seven rounds. In each round, for each frame f_i , we use stratified sampling to ensure diversity among the D_i (report, source) pairs selected for annotation. We first identify a candidate set c_i of 250 pairs from MegaWika for which the FrameNet parser has identified at least one instance of frame f_i in the report.⁸ We then perform k -means clustering on all pairs, clustering on the SpanBERT (Joshi et al., 2020) CLS token embedding of the first five sentences of the source text for each pair, fixing $k = D_i$. We then sample one pair from each cluster, aiming to select pairs for which the report trigger’s lemma differs from those in all other pairs chosen for f_i .

Figure 3 shows an example of the source validation annotation interface with the report text displayed. Figure 4 shows the same example, but with the *source* text displayed, highlighting that the document *is* a valid source for the report event.

Negative Examples To create a balanced dataset for the SV task, we also collect five negative examples for each frame. We take as many of these examples as possible from the annotated documents described above, subject to the criterion that all

⁷ P_i and v correspond to our models’ ability to correctly answer questions (1) and (2) above, respectively.

⁸If fewer than 250 pairs are available for f_i , we include all $N_i < 250$ pairs.

Select Event Type: Preventing_or_letting Abandonment
 Kidnapping Theft Self_motion Piracy
 None of the Event Type matches the highlighted span
 Does the Source Text contain the exact same event highlighted in the Passage Text?
 Yes No
 Your Answer for Event Type: Kidnapping
 Event Definition:
 The words in this frame describe situations in which a Perpetrator carries off and holds the Victim against his or her will by force. " 'Two men kidnapped a Millwall soccer club employee, police said last night.'
 Event Example: Two men kidnapped a Millwall soccer club employee, police said last night.
 Passage Text Source Text
 Summary In the previous game , the world has been saved and an intergalactic conference has been called . Alien invaders came in and kidnapped all the dignitaries ; declaring themselves to be the rulers of the entire galaxy in the process .

Figure 3: The source validation annotation interface, with the report (“passage”) text displayed. Annotators are shown the report with a highlighted event trigger and are asked to select the correct frame for the trigger from among the top five predictions of a FrameNet parser (or none, if all candidates are wrong). When a candidate frame is selected, its definition and an example from FrameNet are displayed.

annotators unanimously agree that the source text *does not* describe the same event as the report.

However, as the annotation protocol is designed mainly to identify positive examples, some frames still lacked five negative examples satisfying the above criterion at the end of the seven rounds. To make up the difference, we generate additional *silver* negative examples automatically, as needed. We ensure that every example in the test set is either a gold example or manually annotated by one of the authors (platinum annotation) of this paper if it is a generated one.⁹

Broadly, our approach entails selecting unannotated reports and pairing them with a *new* source text that *does not* describe the same event, but that is still semantically similar to the report, so as to ensure the task remains challenging. For each frame f_i , we start with the same candidate example set c_i as described above, excluding all annotated examples to yield a new set $c'_i \subset c_i$. We then ran-

⁹11 examples in the test set were platinum annotated.

Select Event Type:

None of the Event Type matches the highlighted span

Does the Source Text contain the exact same event highlighted in the Passage Text?

Your Answer for Event Type:

Event Definition:

The words in this frame describe situations in which a Perpetrator carries off and holds the Victim against his or her will by force. "Two men kidnapped a Millwall soccer club employee, police said last night."

Event Example: Two men kidnapped a Millwall soccer club employee, police said last night.

Passage Text

Description Following the events of the first Super Chinese World game , the world has been saved and Rub -A-Doc has invited the leaders of the world , including the Emperor Chin of Chinaland to a galactic peace conference . However the conference is disrupted when alien invaders capture all members of the peace conference and declare themselves rulers of the galaxy . To back up this claim , the invaders

Figure 4: The same example as in Figure 3, but with (a portion of) the source text displayed. Here, the source document *does* describe the same report event (relevant text underlined in green) as shown in Figure 3, and so is a valid source. Role annotation (§4.2) is done only on examples with valid source texts.

domly select a pair $(r_i^{(j)}, s_i^{(j)})$ from c'_i . Next, we select the pair $(r_i^{(k)}, s_i^{(k)})$ from $c'_i - \{(r_i^{(j)}, s_i^{(j)})\}$ whose source $(s_i^{(k)})$ has highest similarity with $r_i^{(j)}$, forming a new negative example $(r_i^{(j)}, s_i^{(k)})$, where $j \neq k$ by construction. The similarity scores between a report and a source are obtained using SimLM, a state-of-the-art passage retrieval model (Wang et al., 2023). While it is possible in principle that $s_i^{(k)}$ describes the same event as $r_j^{(k)}$, this is very unlikely in practice, given the massive pool of source documents we are drawing from. Additionally, distributions of report-source similarity scores for the positive examples and for these “silver” negative examples shown in Appendix D are quite divergent, underscoring this point.

Annotation Quality We implemented a two-stage qualification phase for Amazon Mechanical Turk workers involved in the CDAE task, as detailed in Section 4.2. All workers who qualified for the second phase were subsequently incorporated

Select Event Type:

Active Event Type:

Event Definition:

The words in this frame describe situations in which a Perpetrator carries off and holds the Victim against his or her will by force. "Two men kidnapped a Millwall soccer club employee, police said last night."

Event Example: Two men kidnapped a Millwall soccer club employee, police said last night.

Passage Text

the Emperor Chin of Chinaland to a galactic peace conference . However the conference is disrupted when alien invaders capture all members of the peace conference and declare themselves rulers of the galaxy . To back up this claim , the invaders have assigned several champions as lieutenants . Hearing that things are once again in trouble , ninja warriors Ryu and Jack quickly enlist the help of the people of Futureland to build a spaceship and attack one of the champions .

Active Role: Answer:

Roles:

Role Definition: The Victim is the person who is carried off and held against his/her will.

Figure 5: The role annotation interface for the same example as in Figure 3. Here, annotators identify arguments of the highlighted report (“passage”) event in the full texts of *both* the report and source.

into the source validation task. In later iterations, an additional 11 workers, who achieved perfect agreement with the majority response of ten previously annotated gold-standard source validation examples, were included. This procedure resulted in a total of 26 workers dedicated exclusively to the source validation task, with each instance being annotated by three distinct workers. Each Human Intelligence Task (HIT) featured a single report-source pair and carried a reward of 0.20 per HIT.

For frame identification (question (1)), we obtain Krippendorff’s α of 0.62 across all annotated examples, indicating agreement consistent with—and in some cases, substantially better than—similar crowd-sourced frame identification tasks (Hong and Baker, 2011; Fossati et al., 2013; Vossen et al., 2018a, 2020; Dumitrache et al., 2018, *i.a.*, see also Trott et al. 2020). For validation (question (2)), *by construction*, all examples are either ones on which there was unanimous agreement, or else (for positive examples) had majority agreement, plus approval from one of the authors.

4.2 Cross-Document Argument Extraction

Overview In each round, after SV annotation, we collect *full-document*¹⁰ role annotations on both the report and the (valid) source for the annotated report event. We annotate only the core roles of each frame, plus TIME and PLACE. An example of the

¹⁰In contrast to much prior work on EAE, we do not impose fixed-size context windows during annotation, allowing arguments to be annotated *anywhere* in the document.

annotation interface is shown in Figure 5. Here, annotators select roles from the role set for the report trigger’s frame and then select a contiguous span from the report or source text as an argument for that role. The interface also supports annotating multiple arguments for the same role. When a role is selected, its FrameNet definition and an example are displayed. Annotators are strongly encouraged to annotate based on the highlighted frame (chosen during SV annotation) but are permitted to change the frame in the rare case they deem it incorrect. Of the 1,255 CDAE examples annotated, only 4.6% actually had their frame types changed—a testament to the high quality of the SV frame annotations.

While we do *not* annotate for coreference, we do provide model-predicted (*silver*) coreference clusters for all annotated arguments, which are used in one evaluation setting (see §5). We use F-COREF (Otmazgin et al., 2022) as the coreference model.

Annotation Quality Two qualifying phases were launched on Amazon Mechanical Turk (AMT) to select workers for CDAE annotation. In the first phase, annotators had to provide CDAE annotations for an example with a short (~ 250 -token) source document. In the second phase, annotators had to do the same, but for an example with a longer ($\sim 4k$ -token) source document. Two authors of this paper performed the annotations for both phases and qualified annotators based on manual inspection of their work. Only workers who qualified in the first phase were allowed to participate in the second phase. Following qualification in the second phase, there were 15 total annotators selected for the main CDAE annotation. Annotators were paid \$1 for each task, and could receive a bonus of up to \$4 for especially high-quality annotations.

To ensure annotation quality remained high throughout data collection, we relied on a combination of automatic checks and manual correction. After the first round of annotation, two of the authors manually verified and corrected all annotations. The uncorrected data was then evaluated against the corrected data using the agreement metric described in Appendix A. Following the initial iteration, we observed a robust mean agreement for the report annotations, evidenced by a 0.94 F1 mean score. Simultaneously, the source annotations exhibited a mean 0.92 F1 score. Remarkably, the majority of these annotations achieved a perfect agreement score when compared with the corrected data. Since manually correcting *all* annotations

ourselves was infeasible, we employed a hybrid (automatic/manual) verification method for rounds after the first. For each round, we computed agreement between ChatGPT-predicted annotations and the (uncorrected) Turker annotations, then manually corrected only examples that fell in the bottom quartile of agreement scores.¹¹ We also discarded a small number of examples due to poor document quality (e.g. large amounts of non-English text).

5 Experiments

We now describe the models and setup for experiments on SV and CDAE. Model hyperparameters and prompts can be found in Appendix B.

5.1 Source Validation

Per §2, SV is a binary classification task that takes as input a report R , a (typed) event trigger $e \in R$, and a candidate source text S , and outputs a binary judgment indicating whether S contains a description of the same event as is denoted by e . We consider three models for this task, in addition to a majority-class baseline.

Lemma Baseline This model simply predicts YES if the lemma of the report’s event trigger exists in the (lemmatized) source, and NO otherwise. We use NLTK’s `WordNetLemmatizer` to obtain lemmas (Bird et al., 2009).

Longformer We use Longformer (Beltagy et al., 2020) with a classification head and fine-tune it on FAMuS. The input sequence to the Longformer model is a $\langle /s \rangle$ -delimited concatenation of the report and source text, with the report event’s trigger marked by $\langle \text{event} \rangle$ tags.¹²

Few-Shot LLMs Inspired by the successes of recent large language models (LLMs) on many IE tasks (Wei et al., 2023), we also evaluate ChatGPT (`gpt-3.5-turbo-0301`) and Llama 2 (`llama-2-13b`; Touvron et al., 2023) on FAMuS in the few-shot setting. The prompt (which is the same for both models) describes the task and includes two positive and two negative examples handwritten by one of the authors. We set model temperature to 0 to ensure consistent generations.

¹¹Details in Appendix A.

¹²The SV model we use for oversampling (see §4) is the same, except that we fine-tune it on Barham et al.’s SV data.

IterX	Report Model	Source Model
Candidate Spans	1. <event> adjourned </event> 2. 16 July 2007 3. the inquiry 4. until 4 September ...	1. <event> adjourned </event> 2. THE public inquiry into the controversial Mottram - Tintwistle bypass 3. public 4. the controversial Mottram - Tintwistle bypass ...
Context	<event> adjourned </event> On 16 July 2007 the inquiry was adjourned until ...	On 16 July 2007 the inquiry was <event> adjourned </event> until 4 September ... THE public inquiry into the controversial Mottram - Tintwistle bypass was ...
Longformer		
Question	Event: Activity_pause, Role: Activity, Trigger: adjourned	Event: Activity_pause, Role: Activity, Report: On 16 July 2007 the inquiry was <event> adjourned </event> until 4 September with a ...
Context	On 16 July 2007 the inquiry was adjourned until 4 September with a ...	THE public inquiry into the controversial Mottram - Tintwistle bypass was dramatically halted when the Highways Agency admitted it had got its figures wrong ...
Answer	the inquiry	THE public inquiry into the controversial Mottram - Tintwistle bypass

Figure 6: **Top:** IterX inputs for the example in Figure 2, including the set of candidate spans (first row) and the document text (second row) for the report (left) and source (right) models. **Bottom:** Longformer QA report (left) and source (right) model inputs for the `Activity` role for the example in Figure 2. Note that the question for the source model has the report text prepended, with the event trigger highlighted. This is done to condition extraction specifically on that trigger. See §5 for details.

5.2 Cross Document Argument Extraction

In CDAE, the input is a valid (report, source) pair, along with a (typed) event trigger in the report. The output is a set of arguments for the trigger, extracted from both report and source. Below, we present results on three CDAE models, training and evaluating each separately on report and source.

IterX (Chen et al., 2023b) is a recent template filling model that has achieved state-of-the-art performance on the MUC-4 (Sundheim, 1992; muc, 1992) and SciREX (Jain et al., 2020) benchmarks. IterX treats template prediction as autoregressive span assignment, assigning each of a set of candidate input spans to a role (possibly null) in the current template, updating candidate embeddings based on those assignments, predicting another template, and so on, until all candidates are assigned the null role. Although IterX is designed to extract multiple templates per document, CDAE requires just one template each for the source and the report, containing all arguments of the input event. As such, we constrain IterX to decode a single template per document (report or source).

IterX requires the set of candidate spans to be given in the input. Depending on the setting (see below), these spans are drawn from different subsets of the following three sources: (i) gold spans obtained from CDAE annotation; (ii) argument spans extracted by the LOME FrameNet parser; (iii) entity spans identified by Stanza’s NER module (Qi et al., 2020). We consider three settings for training

and evaluation: **gold spans**, where we train and test on (i); **predicted spans**, where we train on (i)-(iii) and test on (ii) and (iii); and **gold and predicted spans**, where train and test on (i)-(iii). Following standard practice in IE, these different settings are intended to show the relative value of access to gold spans during both training and inference.

IterX also takes as input an embedding for the type of template(s) to be generated. However, in contrast to templates in other datasets (e.g. MUC-4), FAMuS templates (i.e. frames) have lexical triggers, given as part of the CDAE input. Accordingly, we condition template prediction on both frame type *and* trigger. We do this in two ways.

First, we always include the trigger (enclosed in <event> tags) among the input spans, but always assign it the special null role (ϵ). Since IterX jointly encodes all input spans with a Transformer encoder (Vaswani et al., 2017), the self-attention mechanism allows the role assignment decision for each span to be conditioned on the trigger.

Second, we modify the document text to highlight the trigger. For the report models, we simply prepend the <event>-enclosed trigger span to the report text. For the source models, we prepend the full report text (with <event>-enclosed trigger) to the source text. Example inputs are shown in Figure 6. Following Chen et al., we use IterX with a T5-large encoder (Raffel et al., 2020).

Longformer QA Our second model recasts CDAE as extractive question answering (QA) in

the style of SQuAD 2.0 (Rajpurkar et al., 2018), following much recent work in IE that takes a QA-based approach (Du and Cardie, 2020; Liu et al., 2020; Holzenberger et al., 2022, *i.a.*).

We map each possible role of each report trigger’s FrameNet frame, together with that role’s gold argument(s), to a single QA pair. Separate QA datasets are created for the source and report annotations. For the report dataset, the context passage for each QA pair is the report text, the “question”¹³ is the concatenated names of the event and role, and the answer is the gold report argument(s) for that event and role. For the source dataset, the context passage is the source text; the question is the same as in the report model, but with the full report text (with marked event trigger) concatenated at the end; and the answer is again the gold source argument(s) for the given event and role. Examples for both QA datasets are shown in Figure 6.

Few-Shot LLMs As with SV, we present few-shot evaluations on CDAE using Llama and ChatGPT in the few-shot setting.¹⁴ The prompt (again, the same for both models) describes the task and includes two examples from the FAMuS training split, each consisting of a document (report or source) and its CDAE annotations.

Report Baseline Finally, for the source document only, we report the score one would obtain by simply predicting the set of gold arguments from the *report* document. Because this baseline uses (gold) arguments derived exclusively from the report, it isn’t directly comparable with other results presented. Rather, it is mainly intended to give a quantitative sense of how much information about a situation—over and above the information in a report—sources tend to provide. Insofar as sources provide substantial additional information, we expect the results of this baseline to be poor.

We additionally report versions of all of the above models *ensembled* with the report baseline (+rb) in Tables 3 and 5: for any role r in the target frame for which a model predicts no arguments, the +rb variant augments that model’s predictions with all report arguments for role r , leaving predictions for all roles $r' \neq r$ unchanged.

¹³The “questions” in QA-recasted IE datasets are often not syntactically interrogative (Du and Cardie, 2020); we follow this looser notion of a question here.

¹⁴We use llama-2-13b-chat (not llama-2-13b, as in SV). The ChatGPT version is unchanged.

Model	Accuracy	P	R	F1
Majority	50.00	100.00	50.00	66.66
Lemma	75.89	89.70	58.50	70.81
Longformer	71.94	66.67	87.75	75.77
ChatGPT	67.98	84.21	44.27	58.03
Llama-2-13b	58.50	65.93	35.18	45.88

Table 2: FAMuS Source Validation (SV) results.

Evaluation For CDAE, we report the CEAF-RME metric of Chen et al. (2023b). This metric generalizes standard argument P/R/F₁ to allow for evaluation of models, like ours, that predict individual argument *mentions* against references that have full entity coreference annotations.¹⁵ We report two versions of this metric. The first is Chen et al.’s CEAF-RME _{ϕ_3} , which awards full credit to any predicted argument mention p_r that *exactly* matches some mention g_r in a reference argument entity C_{g_r} for the same role r .

The second version aims to accommodate the potentially significant variability in argument span boundaries,¹⁶ employing a softer notion of span similarity than exact match, based on the normalized edit distance (\hat{A}) between p_r and g_r :

$$\hat{A}(p_r, g_r) = 1 - \frac{E(p_r, g_r)}{(S - 1) \min(L_{p_r}, L_{g_r}) + \max(L_{p_r}, L_{g_r})} \quad (2)$$

where E is Levenshtein distance with a substitution cost (S) of 2, and where L_{p_r} and L_{g_r} denote the number of tokens in p_r and g_r . Instead of requiring exact match between p_r and some mention in $g_r \in C_{g_r}$, we simply take the maximum \hat{A} value between p_r and any $g_r \in C_{g_r}$:

$$a = \max_{g_r \in C_{g_r}} \hat{A}(g_r, p_r) \quad (3)$$

We denote this second version as CEAF-RME _{a} . We report each version of the metric in two settings: one where we use only the (single) gold-annotated mention for each reference argument (Table 3) and one where we use its full coreference cluster as predicted by F-COREF (Table 5).

6 Results

6.1 Source Validation

Table 2 presents the performance of the SV models described above, along with that of a majority

¹⁵The metric treats predicted mentions as singleton entities and allows multiple predicted singletons to be aligned to a given reference entity. We refer the reader to Chen et al. (2023a) and Chen et al. (2023b) for further details.

¹⁶For instance, annotators often mark NPs differently—e.g. some tend to include quantificational determiners, like *every* and *some*, or relative clauses while others do not.

Model	Report						Source					
	CEAF-RME $_{\phi_3}$			CEAF-RME $_a$			CEAF-RME $_{\phi_3}$			CEAF-RME $_a$		
	P	R	F ₁	P	R	F ₁	P	R	F ₁	P	R	F ₁
IterX _{gold}	73.11	72.00	72.55	73.56	72.44	73.00	70.46	69.16	69.80	70.58	69.28	69.92
IterX _{gold+pred}	40.57	29.38	34.08	42.24	30.59	35.48	25.07	10.82	15.11	29.85	12.88	18.00
IterX _{pred}	37.63	24.14	29.41	42.16	27.04	32.94	20.83	8.63	12.21	27.63	11.45	16.19
−rb Longformer-QA	43.56	40.14	41.78	56.01	51.61	53.72	25.53	22.21	23.75	38.85	33.80	36.15
ChatGPT	33.67	32.00	32.81	51.28	48.73	49.97	14.00	12.77	13.36	33.31	30.39	31.78
Llama-2-13b-chat	12.97	22.76	16.52	23.65	41.49	30.13	11.14	8.52	9.65	20.11	15.36	17.42
Report Baseline (rb)	-	-	-	-	-	-	23.59	19.68	21.46	47.80	39.88	43.48
IterX _{gold}	-	-	-	-	-	-	60.38	75.95	67.28	64.12	80.65	71.45
IterX _{gold+pred}	-	-	-	-	-	-	24.43	19.56	21.73	38.47	30.82	34.22
+rb IterX _{pred}	-	-	-	-	-	-	22.24	17.38	19.51	37.42	29.24	32.83
Longformer-QA	-	-	-	-	-	-	24.12	25.89	24.97	38.41	41.24	39.77
ChatGPT	-	-	-	-	-	-	15.93	17.95	16.88	34.99	39.42	37.07
Llama-2-13b-chat	-	-	-	-	-	-	11.11	8.52	9.64	20.24	15.51	17.56

Table 3: CEAF-RME scores for CDAE on FAMuS test set. The Report Baseline (rb) predicts the gold *report* arguments as the arguments for the source. IterX and Longformer-QA are fine-tuned on FAMuS. ChatGPT and Llama results are evaluated in the few-shot setting. “+/-rb” indicates whether the model is ensembled with the report baseline (see §5). **Bolded** results are best across models within the same +/-rb setting that do not have access to gold spans for the target document.

baseline.¹⁷ We find that the lemma baseline exhibits the highest overall precision and accuracy. The high precision suggests that the presence of the trigger’s lemma in the source document is a very strong indicator that a source is valid. The high accuracy further shows this to be an effective heuristic for distinguishing valid from invalid sources in the dataset as a whole.

By contrast, the Longformer model achieves the highest recall (87.75%) and F₁ score (75.77%). The large (almost 30-point) gap in recall between this model and the lemma baseline implies that many valid source documents give paraphrased descriptions of the report event that the lemma baseline cannot identify. A preference for the higher recall provided by the Longformer model (over the higher precision provided by the lemma baseline) may be desirable insofar as sources incorrectly identified as valid can later be invalidated during CDAE—e.g. by detecting large mismatches between arguments found in the source and report.

Lastly, ChatGPT trails both previous models on accuracy and F₁, and even trails the majority baseline on the latter, driven by low recall. Its much higher precision (84.21%) may suggest an over-reliance on simple lexical (e.g. lemma-based) cues. Llama 2 shows a similar pattern, though with lower numbers than ChatGPT across the board.

6.2 Cross-Document Argument Extraction

Full CDAE results on the FAMuS test set are shown in Table 3.¹⁸ A key (if unsurprising) theme that emerges is the value of high-quality candidate spans. The IterX_{gold} results ablate span extraction and reflect argument labeling performance on gold spans for the target document. Unsurprisingly, these are the best absolute numbers, with CEAF-RME F₁ scores in the high 60s and low 70s. Setting aside the report baseline (rb) ensembles, Longformer-QA shows the best performance among models that do not have access to gold arguments, but even these results consistently trail F₁ scores of IterX_{gold} by huge margins.

A second, related theme is the difficulty of CDAE on source documents relative to report documents. All models without access to gold spans (both few-shot and fine-tuned) see a significant drop in performance when moving from report extraction to source extraction: even the smallest such drop (CEAF-RME $_{\phi_3}$ for Llama) is still almost 7 F₁. This is likely a result of models having to consider a much larger set of candidate arguments in the source to identify a set of *correct* ones that is generally comparable in size to the set of gold report arguments (see Table 1).

We also note that few-shot results with ChatGPT are surprisingly competitive with those of the fine-

¹⁷Recall that our SV dataset is class-balanced.

¹⁸As noted in §5, results in Table 3 use only the human-annotated argument mentions in the reference. Results with full reference argument coreference clusters (generated by F-COREF) are in Table 5.

tuned models, besting $\text{IterX}_{\text{pred}}$ and $\text{IterX}_{\text{gold+pred}}$ on CEAF-RME_a for both report and source extraction (with and without ensembling), and trailing Longformer-QA on the same metric by only a few points in both settings.¹⁹

While the report baseline, which predicts the set of gold arguments from the *report*, is not technically comparable with models in the $-\text{rb}$ setting, it posts better results than any models in that setting, $\text{IterX}_{\text{gold}}$ excepted. Ensembling other models with the report baseline ($+\text{rb}$) tends to substantially improve recall for those models (and sometimes even precision as well), though only the ensembled Longformer-QA actually improves upon the report baseline itself on CEAF-RME_{ϕ_3} —and even then, still trailing it on CEAF-RME_a . These results suggest that it is difficult for these models to accurately provide information about the situation that monotonically increases the information that could be obtained from the report alone. Further, the report baseline itself is not particularly high, suggesting that there is a substantial amount of information to be gained about the event by looking at the source; these models are just not able to access it.

Finally, we note that the generally large absolute differences between CEAF-RME_{ϕ_3} and CEAF-RME_a results for the same model and settings suggest that many predicted arguments are at least partially correct, but do not receive credit under exact match. These results point to the additional information about model performance that incorporating partial span matching into existing metrics can provide for argument extraction. Caution is warranted here though: weakening the requirement for exact matches increases the possibility that models get credit for mentions of incorrect referents—e.g. getting credit for responding *New York* when the correct mention is *New York Times*. Future work on incorporating partial matching into these metrics might investigate using coreference information to penalize models in these cases.

6.3 Model Performance & Document Length

Next, we consider how model performance changes on both tasks as a function of the length of the source document. Figure 7 shows dev set source validation performance of models reported in Table 2, broken down by source length percentile. Several observations stand out. For one, ChatGPT

¹⁹Margins are larger when looking at CEAF-RME_{ϕ_3} , as ChatGPT often struggles to recover *exactly* the same mention as is annotated in the reference.

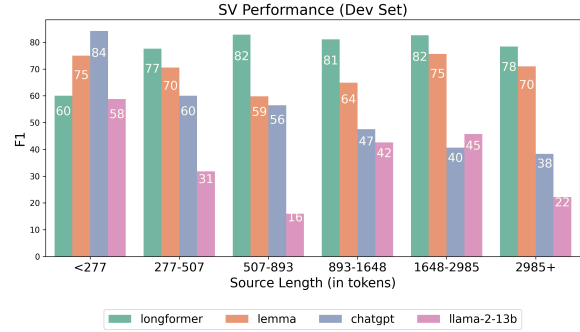


Figure 7: Source Validation F_1 on the FAMuS dev set, broken down by source document length percentile (0-10%, 10-25%, 25-50%, 50-75%, 75-90%, 90-100%).

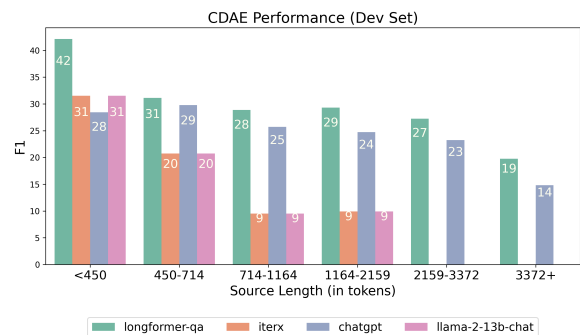


Figure 8: CEAF-RME_a F_1 on Cross-Document Argument Extraction on source documents, broken down by document length. Percentile bins are the same as in Figure 7. $\text{IterX}=\text{IterX}_{\text{pred}}$ (see Table 3).

performs exceptionally well on the shortest documents, achieving 84 F_1 and actually outperforming both the lemma baseline (75 F_1) and Longformer (60 F_1) by wide margins. Across the remaining bins, however, ChatGPT’s performance decreases monotonically, faring worse than either of these models, suggesting its strong few-shot capabilities on this task (see above) may be limited to shorter texts. By contrast, Longformer exhibits remarkable consistency across source documents of different lengths: while its performance trails ChatGPT and the lemma baseline on the shortest documents, it outperforms them on all bins of greater length, sustaining F_1 scores between 77 and 82. Llama 2 exhibits the most *inconsistent* performance, showing wide variation across bins.

Results for CDAE are shown in Figure 8. Here, in contrast to the SV results, we observe monotonic or near-monotonic non-increasing performance for all models in moving from shorter to longer documents. This trend is particularly striking for IterX and Llama 2, for which CEAF-RME_a F_1 scores fall below 10 on source documents in the 25th per-

centile or greater, and actually fall to 0 for documents in the 75th percentile and above. While ChatGPT and Longformer-QA fare somewhat better, F₁ scores are still under 20 for documents in the 90th percentile and above. This highlights the significant need for argument extraction models that are more robust on long texts.

7 Conclusion

We have presented FAMuS, a new dataset comprising *reports* (Wikipedia passages) that describe an event, along with *source* documents for those events—featuring high-quality, full-document FrameNet frame and role annotations on both. We have also introduced two event understanding tasks enabled by FAMuS: *source validation*—determining whether a candidate document is a valid source for a given report event—and *cross-document argument extraction*—extracting the arguments of an identified report event in both the report and its source. We have provided baselines for both tasks, along with detailed analysis of their performance, and release both these models and our data to facilitate future research.

Limitations

One limitation of FAMuS is that its annotations are *non-exhaustive*: only the arguments of the (single) target event are annotated in the report and source. This makes it unsuited to training models for full (document-level) event extraction, in which systems typically may have to extract multiple events. Remediating this shortcoming is one of our primary goals for follow-up work.

Additionally, while FAMuS provides annotations for argument coreference, these are model-predicted, and thus will contain some noise. (Granted, this is irrelevant for evaluation against only the gold annotated spans, as in [Table 3](#).)

Finally, because the valid source documents in FAMuS are cited by their corresponding reports, this may result in artificially high agreement between the arguments in the report and those in the source. Different internet sources routinely give somewhat differing, and even conflicting, accounts of the same event, and insofar as Wikipedia articles overwhelmingly cite documents *in support* of the claims they make, FAMuS likely overestimates the level of inter-document consensus present on the internet more broadly.

Ethics Statement

We do not believe this work raises significant ethical issues.

Acknowledgements

This work was supported by DARPA AIDA, IARPA BETTER, and NSF-BCS (2040831). The views and conclusions contained in this work are those of the authors and should not be interpreted as necessarily representing the official policies, either expressed or implied, or endorsements of DARPA, IARPA, or the U.S. Government. The U.S. Government is authorized to reproduce and distribute reprints for governmental purposes notwithstanding any copyright annotation therein.

References

- 1992. *Fourth Message Understanding Conference (MUC-4): Proceedings of a Conference Held in McLean, Virginia, June 16-18, 1992*.
- Takuya Akiba, Shotaro Sano, Toshihiko Yanase, Takeru Ohta, and Masanori Koyama. 2019. Optuna: A next-generation hyperparameter optimization framework. In *Proceedings of the 25th ACM SIGKDD international conference on knowledge discovery & data mining*, pages 2623–2631.
- Amit Bagga and Breck Baldwin. 1999. *Cross-document event coreference: Annotations, experiments, and observations*. In *Coreference and Its Applications*.
- Collin F. Baker, Charles J. Fillmore, and John B. Lowe. 1998. *The Berkeley FrameNet project*. In *COLING 1998 Volume 1: The 17th International Conference on Computational Linguistics*.
- Samuel Barham, Orion Weller, Michelle Yuan, Kenton Murray, Mahsa Yarmohammadi, Zhengping Jiang, Siddharth Vashishtha, Alexander Martin, Anqi Liu, Aaron Steven White, et al. 2023. Megawika: Millions of reports and their sources across 50 diverse languages. *arXiv preprint arXiv:2307.07049*.
- Iz Beltagy, Matthew E Peters, and Arman Cohan. 2020. Longformer: The long-document transformer. *arXiv preprint arXiv:2004.05150*.
- Steven Bird, Ewan Klein, and Edward Loper. 2009. *Natural language processing with Python: analyzing text with the natural language toolkit*. " O'Reilly Media, Inc."
- Razvan Bunescu and Marius Paşca. 2006. *Using encyclopedic knowledge for named entity disambiguation*. In *11th Conference of the European Chapter of the Association for Computational Linguistics*, pages 9–16, Trento, Italy. Association for Computational Linguistics.

- Yunmo Chen, William Gantt, Tongfei Chen, Aaron Steven White, and Benjamin Van Durme. 2023a. A unified view of evaluation metrics for structured prediction. *arXiv preprint arXiv:2310.13793*.
- Yunmo Chen, William Gantt, Weiwei Gu, Tongfei Chen, Aaron White, and Benjamin Van Durme. 2023b. **Iterative document-level information extraction via imitation learning**. In *Proceedings of the 17th Conference of the European Chapter of the Association for Computational Linguistics*, pages 1858–1874, Dubrovnik, Croatia. Association for Computational Linguistics.
- Agata Cybulska and Piek Vossen. 2014. **Using a sledgehammer to crack a nut? lexical diversity and event coreference resolution**. In *Proceedings of the Ninth International Conference on Language Resources and Evaluation (LREC'14)*, pages 4545–4552, Reykjavik, Iceland. European Language Resources Association (ELRA).
- Xinya Du and Claire Cardie. 2020. **Event extraction by answering (almost) natural questions**. In *Proceedings of the 2020 Conference on Empirical Methods in Natural Language Processing (EMNLP)*, pages 671–683, Online. Association for Computational Linguistics.
- Xinya Du, Alexander Rush, and Claire Cardie. 2021a. **GRIT: Generative role-filler transformers for document-level event entity extraction**. In *Proceedings of the 16th Conference of the European Chapter of the Association for Computational Linguistics: Main Volume*, pages 634–644, Online. Association for Computational Linguistics.
- Xinya Du, Alexander Rush, and Claire Cardie. 2021b. **Template filling with generative transformers**. In *Proceedings of the 2021 Conference of the North American Chapter of the Association for Computational Linguistics: Human Language Technologies*, pages 909–914, Online. Association for Computational Linguistics.
- Anca Dumitrache, Lora Aroyo, and Chris Welty. 2018. Capturing ambiguity in crowdsourcing frame disambiguation. In *Proceedings of the AAAI Conference on Human Computation and Crowdsourcing*, volume 6, pages 12–20.
- Seth Ebner, Patrick Xia, Ryan Culkin, Kyle Rawlins, and Benjamin Van Durme. 2020. **Multi-sentence argument linking**. In *Proceedings of the 58th Annual Meeting of the Association for Computational Linguistics*, pages 8057–8077, Online. Association for Computational Linguistics.
- Alon Eirew, Avi Caciularu, and Ido Dagan. 2022. **Cross-document event coreference search: Task, dataset and modeling**. In *Proceedings of the 2022 Conference on Empirical Methods in Natural Language Processing*, pages 900–913, Abu Dhabi, United Arab Emirates. Association for Computational Linguistics.
- Alon Eirew, Arie Cattan, and Ido Dagan. 2021. **WEC: Deriving a large-scale cross-document event coreference dataset from Wikipedia**. In *Proceedings of the 2021 Conference of the North American Chapter of the Association for Computational Linguistics: Human Language Technologies*, pages 2498–2510, Online. Association for Computational Linguistics.
- William Ferreira and Andreas Vlachos. 2016. **Emergent: a novel data-set for stance classification**. In *Proceedings of the 2016 Conference of the North American Chapter of the Association for Computational Linguistics: Human Language Technologies*, pages 1163–1168, San Diego, California. Association for Computational Linguistics.
- Marco Fossati, Claudio Giuliano, and Sara Tonelli. 2013. **Outsourcing FrameNet to the crowd**. In *Proceedings of the 51st Annual Meeting of the Association for Computational Linguistics (Volume 2: Short Papers)*, pages 742–747, Sofia, Bulgaria. Association for Computational Linguistics.
- William Gantt. 2021. Argument linking: A survey and forecast. *arXiv preprint arXiv:2107.08523*.
- William Gantt, Reno Kriz, Yunmo Chen, Siddharth Vashishtha, and Aaron Steven White. 2022. On event individuation for document-level information extraction. *arXiv preprint arXiv:2212.09702*.
- Matthew Gerber and Joyce Chai. 2010. **Beyond NomBank: A study of implicit arguments for nominal predicates**. In *Proceedings of the 48th Annual Meeting of the Association for Computational Linguistics*, pages 1583–1592, Uppsala, Sweden. Association for Computational Linguistics.
- Daniel Gildea and Daniel Jurafsky. 2002. **Automatic labeling of semantic roles**. *Computational Linguistics*, 28(3):245–288.
- Ralph Grishman. 2019. **Twenty-five years of information extraction**. *Natural Language Engineering*, 25(6):677–692.
- Ralph Grishman and Beth Sundheim. 1996. **Message Understanding Conference- 6: A brief history**. In *COLING 1996 Volume 1: The 16th International Conference on Computational Linguistics*.
- Nils Holzenberger, Yunmo Chen, and Benjamin Van Durme. 2022. Asking the right questions in low resource template extraction. *arXiv preprint arXiv:2205.12643*.
- Jisup Hong and Collin F. Baker. 2011. **How good is the crowd at “real” WSD?** In *Proceedings of the 5th Linguistic Annotation Workshop*, pages 30–37, Portland, Oregon, USA. Association for Computational Linguistics.
- Kung-Hsiang Huang, Sam Tang, and Nanyun Peng. 2021. **Document-level entity-based extraction as template generation**. In *Proceedings of the 2021 Conference on Empirical Methods in Natural Language Processing*, pages 5257–5269, Online and Punta Cana, Dominican Republic. Association for Computational Linguistics.

- Sarthak Jain, Madeleine van Zuylen, Hannaneh Hajishirzi, and Iz Beltagy. 2020. [SciREX: A challenge dataset for document-level information extraction](#). In *Proceedings of the 58th Annual Meeting of the Association for Computational Linguistics*, pages 7506–7516, Online. Association for Computational Linguistics.
- Heng Ji and Ralph Grishman. 2011. [Knowledge base population: Successful approaches and challenges](#). In *Proceedings of the 49th Annual Meeting of the Association for Computational Linguistics: Human Language Technologies*, pages 1148–1158, Portland, Oregon, USA. Association for Computational Linguistics.
- Mandar Joshi, Danqi Chen, Yinhan Liu, Daniel S. Weld, Luke Zettlemoyer, and Omer Levy. 2020. [SpanBERT: Improving pre-training by representing and predicting spans](#). *Transactions of the Association for Computational Linguistics*, 8:64–77.
- Klaus Krippendorff. 2018. *Content analysis: An introduction to its methodology*. Sage publications.
- Sha Li, Heng Ji, and Jiawei Han. 2021. [Document-level event argument extraction by conditional generation](#). In *Proceedings of the 2021 Conference of the North American Chapter of the Association for Computational Linguistics: Human Language Technologies*, pages 894–908, Online. Association for Computational Linguistics.
- Jian Liu, Yubo Chen, Kang Liu, Wei Bi, and Xiaojiang Liu. 2020. [Event extraction as machine reading comprehension](#). In *Proceedings of the 2020 Conference on Empirical Methods in Natural Language Processing (EMNLP)*, pages 1641–1651, Online. Association for Computational Linguistics.
- Mitchell Marcus, Beatrice Santorini, and Mary Ann Marcinkiewicz. 1993. Building a large annotated corpus of english: The penn treebank.
- Adam Meyers, Ruth Reeves, Catherine Macleod, Rachel Szekely, Veronika Zielinska, Brian Young, and Ralph Grishman. 2004. [The NomBank project: An interim report](#). In *Proceedings of the Workshop Frontiers in Corpus Annotation at HLT-NAACL 2004*, pages 24–31, Boston, Massachusetts, USA. Association for Computational Linguistics.
- Anne-Lyse Minard, Manuela Speranza, Ruben Urizar, Begoña Altuna, Marieke van Erp, Anneleen Schoen, and Chantal van Son. 2016. [MEANTIME, the NewsReader multilingual event and time corpus](#). In *Proceedings of the Tenth International Conference on Language Resources and Evaluation (LREC'16)*, pages 4417–4422, Portorož, Slovenia. European Language Resources Association (ELRA).
- Marc Moens and Mark Steedman. 1988. [Temporal ontology and temporal reference](#). *Computational Linguistics*, 14(2):15–28.
- Tatjana Moor, Michael Roth, and Anette Frank. 2013. Predicate-specific annotations for implicit role binding: Corpus annotation, data analysis and evaluation experiments. In *Proceedings of the 10th International Conference on Computational Semantics (IWCS 2013)–Short Papers*, pages 369–375.
- Joel Nothman, Matthew Honnibal, Ben Hachey, and James R. Curran. 2012. [Event linking: Grounding event reference in a news archive](#). In *Proceedings of the 50th Annual Meeting of the Association for Computational Linguistics (Volume 2: Short Papers)*, pages 228–232, Jeju Island, Korea. Association for Computational Linguistics.
- Tim O’Gorman, Michael Regan, Kira Griffitt, Ulf Hermjakob, Kevin Knight, and Martha Palmer. 2018. [AMR beyond the sentence: the multi-sentence AMR corpus](#). In *Proceedings of the 27th International Conference on Computational Linguistics*, pages 3693–3702, Santa Fe, New Mexico, USA. Association for Computational Linguistics.
- Timothy J O’Gorman. 2019. *Bringing together computational and linguistic models of implicit role interpretation*. University of Colorado at Boulder.
- Shon Otmazgin, Arie Cattan, and Yoav Goldberg. 2022. [F-coref: Fast, accurate and easy to use coreference resolution](#). In *Proceedings of the 2nd Conference of the Asia-Pacific Chapter of the Association for Computational Linguistics and the 12th International Joint Conference on Natural Language Processing: System Demonstrations*, pages 48–56, Taipei, Taiwan. Association for Computational Linguistics.
- Jiefu Ou, Adithya Pratapa, Rishubh Gupta, and Teruko Mitamura. 2023. Hierarchical event grounding. *arXiv preprint arXiv:2302.04197*.
- Dean Pomerleau and Delip Rao. 2017. [Fake news challenge](#).
- Adithya Pratapa, Rishubh Gupta, and Teruko Mitamura. 2022. [Multilingual event linking to Wikidata](#). In *Proceedings of the Workshop on Multilingual Information Access (MIA)*, pages 37–58, Seattle, USA. Association for Computational Linguistics.
- Peng Qi, Yuhao Zhang, Yuhui Zhang, Jason Bolton, and Christopher D. Manning. 2020. [Stanza: A python natural language processing toolkit for many human languages](#). In *Proceedings of the 58th Annual Meeting of the Association for Computational Linguistics: System Demonstrations*, pages 101–108, Online. Association for Computational Linguistics.
- Colin Raffel, Noam Shazeer, Adam Roberts, Katherine Lee, Sharan Narang, Michael Matena, Yanqi Zhou, Wei Li, and Peter J Liu. 2020. Exploring the limits of transfer learning with a unified text-to-text transformer. *The Journal of Machine Learning Research*, 21(1):5485–5551.

- Pranav Rajpurkar, Robin Jia, and Percy Liang. 2018. [Know what you don't know: Unanswerable questions for SQuAD](#). In *Proceedings of the 56th Annual Meeting of the Association for Computational Linguistics (Volume 2: Short Papers)*, pages 784–789, Melbourne, Australia. Association for Computational Linguistics.
- Michael Roth and Anette Frank. 2012a. [Aligning predicate argument structures in monolingual comparable texts: A new corpus for a new task](#). In **SEM 2012: The First Joint Conference on Lexical and Computational Semantics – Volume 1: Proceedings of the main conference and the shared task, and Volume 2: Proceedings of the Sixth International Workshop on Semantic Evaluation (SemEval 2012)*, pages 218–227, Montréal, Canada. Association for Computational Linguistics.
- Michael Roth and Anette Frank. 2012b. [Aligning predicates across monolingual comparable texts using graph-based clustering](#). In *Proceedings of the 2012 Joint Conference on Empirical Methods in Natural Language Processing and Computational Natural Language Learning*, pages 171–182, Jeju Island, Korea. Association for Computational Linguistics.
- Josef Ruppenhofer, Caroline Sporleder, Roser Morante, Collin Baker, and Martha Palmer. 2010. [SemEval-2010 task 10: Linking events and their participants in discourse](#). In *Proceedings of the 5th International Workshop on Semantic Evaluation*, pages 45–50, Uppsala, Sweden. Association for Computational Linguistics.
- Beth M. Sundheim. 1992. [Overview of the fourth Message Understanding Evaluation and Conference](#). In *Fourth Message Understanding Conference (MUC-4): Proceedings of a Conference Held in McLean, Virginia, June 16-18, 1992*.
- James Thorne, Andreas Vlachos, Christos Christodoulopoulos, and Arpit Mittal. 2018. [FEVER: a large-scale dataset for fact extraction and VERification](#). In *Proceedings of the 2018 Conference of the North American Chapter of the Association for Computational Linguistics: Human Language Technologies, Volume 1 (Long Papers)*, pages 809–819, New Orleans, Louisiana. Association for Computational Linguistics.
- MeiHan Tong, Bin Xu, Shuai Wang, Meihuan Han, Yixin Cao, Jiangqi Zhu, Siyu Chen, Lei Hou, and Juanzi Li. 2022. [DocEE: A large-scale and fine-grained benchmark for document-level event extraction](#). In *Proceedings of the 2022 Conference of the North American Chapter of the Association for Computational Linguistics: Human Language Technologies*, pages 3970–3982, Seattle, United States. Association for Computational Linguistics.
- Hugo Touvron, Louis Martin, Kevin Stone, Peter Albert, Amjad Almahairi, Yasmine Babaei, Nikolay Bashlykov, Soumya Batra, Prajjwal Bhargava, Shrutu Bhosale, et al. 2023. [Llama 2: Open foundation and fine-tuned chat models](#). *arXiv preprint arXiv:2307.09288*.
- Sean Trott, Tiago Timponi Torrent, Nancy Chang, and Nathan Schneider. 2020. [\(Re\)construing meaning in NLP](#). In *Proceedings of the 58th Annual Meeting of the Association for Computational Linguistics*, pages 5170–5184, Online. Association for Computational Linguistics.
- Ashish Vaswani, Noam Shazeer, Niki Parmar, Jakob Uszkoreit, Llion Jones, Aidan N Gomez, Łukasz Kaiser, and Illia Polosukhin. 2017. [Attention is all you need](#). *Advances in neural information processing systems*, 30.
- Piek Vossen, Antske Fokkens, Isa Maks, and Chantal van Son. 2018a. [Towards an open dutch framenet lexicon and corpus](#). In *Proceedings of the LREC 2018 Workshop International FrameNet Workshop*, pages 75–80.
- Piek Vossen, Filip Ilievski, Marten Postma, Antske Fokkens, Gosse Minnema, and Levi Remijnse. 2020. [Large-scale cross-lingual language resources for referencing and framing](#). In *Proceedings of the Twelfth Language Resources and Evaluation Conference*, pages 3162–3171, Marseille, France. European Language Resources Association.
- Piek Vossen, Filip Ilievski, Marten Postma, and Roxane Segers. 2018b. [Don't annotate, but validate: a data-to-text method for capturing event data](#). In *Proceedings of the Eleventh International Conference on Language Resources and Evaluation (LREC 2018)*, Miyazaki, Japan. European Language Resources Association (ELRA).
- Liang Wang, Nan Yang, Xiaolong Huang, Binxing Jiao, Linjun Yang, Daxin Jiang, Rangan Majumder, and Furu Wei. 2023. [SimLM: Pre-training with representation bottleneck for dense passage retrieval](#). In *Proceedings of the 61st Annual Meeting of the Association for Computational Linguistics (Volume 1: Long Papers)*, pages 2244–2258, Toronto, Canada. Association for Computational Linguistics.
- William Yang Wang. 2017. [“liar, liar pants on fire”: A new benchmark dataset for fake news detection](#). In *Proceedings of the 55th Annual Meeting of the Association for Computational Linguistics (Volume 2: Short Papers)*, pages 422–426, Vancouver, Canada. Association for Computational Linguistics.
- Xiang Wei, Xingyu Cui, Ning Cheng, Xiaobin Wang, Xin Zhang, Shen Huang, Pengjun Xie, Jinan Xu, Yufeng Chen, Meishan Zhang, et al. 2023. [Zero-shot information extraction via chatting with chatgpt](#). *arXiv preprint arXiv:2302.10205*.
- Thomas Wolf, Lysandre Debut, Victor Sanh, Julien Chaumond, Clement Delangue, Anthony Moi, Pierric Cistac, Tim Rault, Remi Louf, Morgan Funtowicz, Joe Davison, Sam Shleifer, Patrick von Platen,

- Clara Ma, Yacine Jernite, Julien Plu, Canwen Xu, Teven Le Scao, Sylvain Gugger, Mariama Drame, Quentin Lhoest, and Alexander Rush. 2020. [Transformers: State-of-the-art natural language processing](#). In *Proceedings of the 2020 Conference on Empirical Methods in Natural Language Processing: System Demonstrations*, pages 38–45, Online. Association for Computational Linguistics.
- Travis Wolfe, Mark Dredze, and Benjamin Van Durme. 2015. [Predicate argument alignment using a global coherence model](#). In *Proceedings of the 2015 Conference of the North American Chapter of the Association for Computational Linguistics: Human Language Technologies*, pages 11–20, Denver, Colorado. Association for Computational Linguistics.
- Travis Wolfe, Benjamin Van Durme, Mark Dredze, Nicholas Andrews, Charley Beller, Chris Callison-Burch, Jay DeYoung, Justin Snyder, Jonathan Weese, Tan Xu, and Xuchen Yao. 2013. [PARMA: A predicate argument aligner](#). In *Proceedings of the 51st Annual Meeting of the Association for Computational Linguistics (Volume 2: Short Papers)*, pages 63–68, Sofia, Bulgaria. Association for Computational Linguistics.
- Patrick Xia, Guanghui Qin, Siddharth Vashishtha, Yunmo Chen, Tongfei Chen, Chandler May, Craig Harman, Kyle Rawlins, Aaron Steven White, and Benjamin Van Durme. 2021. [LOME: Large ontology multilingual extraction](#). In *Proceedings of the 16th Conference of the European Chapter of the Association for Computational Linguistics: System Demonstrations*, pages 149–159, Online. Association for Computational Linguistics.
- Xiaodong Yu, Wenpeng Yin, Nitish Gupta, and Dan Roth. 2023. [Event linking: Grounding event mentions to Wikipedia](#). In *Proceedings of the 17th Conference of the European Chapter of the Association for Computational Linguistics*, pages 2679–2688, Dubrovnik, Croatia. Association for Computational Linguistics.

A IAA and Annotation Correction

This appendix offers additional details on annotator agreement and annotation correction for CDAE.

A.1 Agreement

Here, we describe the agreement metric used for computing inter-annotator agreement (IAA) for CDAE annotation. We compute a F_1 score based on the maximum normalized edit distance (a) between annotated and reference argument *mentions* given in Eq. (3). If r is a role in the role set R_f for a frame f ; p_r is a predicted mention; g_r is a reference mention; C_{g_r} is the reference entity containing mention g_r ; and ϵ is the “null” span (indicating the absence of an argument), we compute this F_1 score based on the following counts of true positive (TP), false positive (FP), and false negative (FN) arguments:

$$TP = \sum_{\substack{C_{g_r} \neq \phi \cap p_r \neq \epsilon \\ r \in R_f}} a$$

$$FP = \sum_{\substack{C_{g_r} \neq \phi \cap p_r \neq \epsilon \\ r \in R_f}} \frac{1-a}{2} + \sum_{\substack{C_{g_r} = \phi \cap p_r \neq \epsilon \\ r \in R_f}} 1$$

$$FN = \sum_{\substack{C_{g_r} \neq \phi \cap p_r = \epsilon \\ r \in R_f}} \frac{1-a}{2} + \sum_{\substack{C_{g_r} = \phi \cap p_r = \epsilon \\ r \in R_f}} 1$$

A.2 Annotation Correction

As discussed in §4, we use the agreement metric above to evaluate the similarity between annotators’ CDAE annotations on the source text and those produced by ChatGPT (gpt-3.5-turbo-0301) in order to identify potentially lower quality human annotations. At the end of each round of CDAE annotation, (report, source) pairs for which the source agreement score with ChatGPT falls in the bottom quartile are manually verified and corrected by the authors. The prompt template we use to obtain source document CDAE annotations with ChatGPT is shown in Figure 10. The prompt includes two examples in the chat history, where the first is the same across report documents, while the second uses the gold annotation from the report associated with the target source document. We set `max_tokens` to 128, `top_p` to 1.0, and `temperature` to 0, with no presence or frequency penalties. Figure 9 shows boxplots of the agreement F_1 scores between the report and source annotations before and after manual correction by

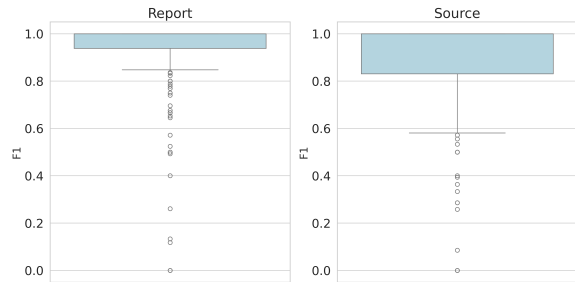


Figure 9: Boxplots for agreement F_1 between bottom quartile report and source CDAE annotations before and after correction by the authors.

the authors, aggregated over all rounds of annotation. Note that the majority of corrected annotations actually exhibit perfect agreement with their uncorrected counterparts, resulting in high mean scores of 0.90 and 0.85 for reports and sources, respectively, and offering compelling evidence for the quality of the annotations overall.

B Model Details

This appendix presents model implementation details, hyperparameters, and prompts. Further details are available in the GitHub repo (<https://github.com/FACTSlab/FAMuS>).

B.1 Source Validation

Longformer We use the LongformerForSequenceClassification class from the HuggingFace Transformers library (Wolf et al., 2020) to fine-tune Longformer for source validation. We fine-tune for 15 epochs with a batch size of 2, and an initial warmup phase of 400 steps. We conduct limited hyperparameter search using Optuna (Akiba et al., 2019), targeting the learning rate and weight decay, and varying them logarithmically from 1e-6 to 1e-4 and from 1e-6 to 1e-1 respectively. This process is conducted over 5 trials, with the optimal setting selected based on the highest validation accuracy. We then fine-tune a final Longformer model for 30 epochs using the best hyperparameter configuration, using the checkpoint with highest dev accuracy across all 30 epochs for the final evaluation.

ChatGPT We use gpt-3.5-turbo-0301 and do not perform any fine-tuning or hyperparameter search, evaluating only in the few-shot setting. Figure 11 presents a sketch of the prompt we use. We set `max_tokens` to 128, `top_p` to

System Prompt

You are a system that generates high quality data for document-level role annotations based on Framenet.
The following inputs are given to you:
1. Event Type: A Frame name from the FrameNet ontology (eg: Hiring, Arrest, etc.)
2. Event Definition: Definition of the event type along with an optional example.
3. Roles: All roles (or participants) of the event type (or frame) followed with an optional example.
4. Document: A document from which the roles are to be extracted.
You should output the extracted spans from the document for each role in the order they are listed in the roles section.
Note that you can leave a N/A if no span is found for that role.

First prompt example (Fixed template)

User
Event Type: Hiring
Event Definition: definition + example
Roles:
1. Employee: definition + example
2. Employer: definition + example
...
Document:
John Smith is a recent graduate of the University of Washington. He interned at Microsoft Research in Seattle, Washington. His research includes machine learning, computer vision, and natural language processing. After 6 rounds of interviewing, he was hired as a Research Scientist by Microsoft to work on their new chatbot.
Assistant
1. Employee: John Smith
2. Employer: Microsoft
3. Task: to work on their new chatbot
4. Position: Research Scientist
5. Field: N/A

Second prompt example (Gold report annotation)

User
Event Type: <gold_frame>
Event Definition: definition + example
Roles:
<definitions + examples for the gold_frame's roles>
Document:
<report_text>
Assistant
<report_gold_annotation>

Target Example (Source)

User
Event Type: <gold_frame>
Event Definition: definition + example
Roles:
<definitions + examples for the gold_frame's roles>
...
Document:
<source_text>

Figure 10: Prompt template used to generate CDAE annotations on the source for annotation correction. Note the use of gold report annotation as the second prompt example.

Prompt Prefix

In this task, you are given a report document marked up an XML tag 'report'. The report describes an event denoted with an XML tag 'event'. You are also given a source document marked up an XML tag 'source'. Your task is to determine whether the 'source' document contains the 'event' described in the 'report' or not. This is equivalent to determining whether the source is a valid reference for the tagged event in the report.

Steps to follow to arrive at the answer:

1. Summarize the 'event' described in the 'report' in one line.
 2. Check if the 'source' document describes the summarized 'event' or not.
- If the 'source' document describes the summarized 'event', then in one line explain how the 'source' document describes the 'event' and answer 'yes'.
If the 'source' document does not describe the summarized 'event', then in one line explain how the 'source' document does not describe the 'event' and answer 'no'.

The answer 'Yes' or 'No' should be in a separate line at the end inside the <valid_source> tag. Below are some examples.

```
<report> Jon <event> picked </event> up the gun. </report>
<source> Jon enjoyed hunting. One day, he grabbed his gun and went to the forest. </source>
<answer>
  The report focuses on the event of Jon picking up the gun.
  The source describes Jon grabbing his gun which is the same event tagged in the report.
  <valid_source> Yes <valid_source>
</answer>

<report> Jon <event> picked </event> up Janice. </report>
<source> Jon enjoyed driving a lot. One day, he picked up Daniel from a store. </source>
<answer>
  The report focuses on the event of Jon picking up Janice.
  The source describes Jon picking up Daniel which is not the same event tagged in the report.
  <valid_source> No <valid_source>
</answer>

<report> <event> Riots </event> erupted in various parts of the city after the violent speech.
</report>
<source> Various violent acts were seen in the city after the minister's controversial hate
speech. </source>
<answer>
  The report focuses on the event of riots erupting in various parts of the city.
  The source describes various violent acts in the city which is the same event tagged in the
report.
  <valid_source> Yes <valid_source>
</answer>

<report> Osama Bin Laden was <event> killed </event> in Abbottabad, Pakistan on May 2, 2011 </
report>
<source> Osama bin Mohammed bin Awad bin Laden was a Saudi Arabian-born militant and founder of
the pan-Islamic militant organization Al-Qaeda. </source>
<answer>
  The report focuses on the killing of Osama Bin Laden.
  The source does not mention anything about the killing of Osama Bin Laden.
  <valid_source> No <valid_source>
</answer>
```

Prompt Suffix

```
<report> {report} </report>
<source> {source} </source>
<answer>
```

Figure 11: Prompt template used for ChatGPT and Llama 2 on SV.

System Prompt

You are a system that generates high quality document role annotations based on Framenet ontology. The following inputs are given to you:

1. Event Type `<event_type>`: A Frame name from the FrameNet ontology (eg: Hiring, Arrest, etc.)
2. Event Definition `<event_definition>`: Definition of the event type along with an optional example.
3. Roles `<event_roles>`: All roles (or participants) of the event type (or frame) followed with an optional example.
4. Report Document `<report_document>`: A report document with a tagged event '`<event>`' of the given event type.

Your job is to extract all the roles of the tagged Report `<event>` from the `<report_document>`. The output should be in a JSON string where each key represents the role name as provided in the `<event_roles>` and its corresponding value should be a list of contiguous text spans from the `<report_document>` that are valid for that role. Note that if no text span is found for a role, the value should be an empty list. Your text spans should strictly come from the `<report_document>`. DO NOT use spans from Event Definition or Roles sections.

First prompt example (Fixed)

User

```
<event_type> Hiring </event_type>
<event_definition> {event_definition_from_framenet} </event_definition>
<event_roles>
1.Employee: definition + example
2.Employer: definition + example
...
</event_roles>
<report_document> He was <event> hired </event> as a Research Scientist by Microsoft. </report_document>
```

Assistant

```
{
  "Employee": ["He"],
  "Employer": ["Microsoft"],
  "Task": [],
  "Position": ["as a Research Scientist"],
  "Field": []
}
```

Second Prompt Example (Fixed)

User

```
<event_type> Clemency </event_type>
<event_definition> {event_definition_from_framenet} </event_definition>
<event_roles>
{role definition + examples from FrameNet}
...
</event_roles>
<report_document> In 2023, the governor granted <event> clemency </event> to the prisoner who had been wrongly convicted. </report_document>
```

Assistant

```
{
  "Offender": ["the prisoner"],
  "Crime": [],
  "Executive authority": ["The governor"],
  "Time": ["2023"],
  "Place": []
}
```

Target Example

User

```
<event_type> {gold_frame} </event_type>
<event_definition> {event_definition_from_framenet} </event_definition>
<event_roles>
{role definition + examples from FrameNet}
...
</event_roles>
<report_document> {report} </report_document>
```

Figure 12: Prompt template used for ChatGPT and Llama 2 on CDAE for report documents.

System Prompt

You are a system that generates high quality cross-document role annotations based on Framenet ontology.

The following inputs are given to you:

1. Event Type <event_type>: A Frame name from the FrameNet ontology (eg: Hiring, Arrest, etc.)
2. Event Definition <event_definition>: Definition of the event type along with an optional example.
3. Roles <event_roles>: All roles (or participants) of the event type (or frame) followed with an optional example.
4. Report Document <report_document>: A report document with a tagged event '<event>' of the given event type.
5. Source Document <source_document>: A document from which the roles are to be extracted.

Your job is to extract all the roles of the tagged Report <event> from the <source_document>. The output should be in a JSON string where each key represents the role name as provided in the <event_roles> and its corresponding value should be a contiguous text span from the <source_document>. Note that if no text span is found for a role, the value should be an empty string. Your text spans should strictly come from the <source_document>. DO NOT use spans from Event Definition, Roles, or Report Document sections.

First Prompt Example (Fixed)

User

```
<event_type> Hiring </event_type>
<event_definition> {event_definition_from_framenet} </event_definition>
<event_roles>
1.Employee: definition + example
2.Employer: definition + example
...
</event_roles>
<report_document> He was <event> hired </event> as a Research Scientist by Microsoft. </
report_document>
<source_document> John Smith is a recent graduate of the University of Washington. He interned at
Microsoft Research in Seattle, Washington. After 6 rounds of interviewing, he was hired as a
Research Scientist by Microsoft to work on their new chatbot. </source_document>
```

Assistant

```
{
  "Employee": ["John Smith"],
  "Employer": ["Microsoft"],
  "Task": ["to work on their new chatbot"],
  "Position": ["as a Research Scientist"],
  "Field": []
}
```

Second Prompt Example (Fixed)

User

```
<event_type> Clemency </event_type>
<event_definition> {event_definition_from_framenet} </event_definition>
<event_roles>
{role definition + examples from FrameNet}
...
</event_roles>
<report_document> In 2023, the governor granted <event> clemency </event> to the prisoner who had
been wrongly convicted. </report_document>
<source_document> In 2023, Governor Rick granted clemency to John Doe, who had been wrongly
convicted of murder in 1993. Doe was exonerated in 2012 after DNA testing proved that he was
innocent. He spent 19 years in prison before being released. </source_document>
```

Assistant

```
{
  "Offender": ["John Doe"],
  "Crime": ["murder"],
  "Executive_authority": ["Governor Rick"],
  "Time": ["2023"],
  "Place": []
}
```

Target Example

User

```
<event_type> {gold_frame} </event_type>
<event_definition> {event_definition_from_framenet} </event_definition>
<event_roles>
{role definition + examples from FrameNet}
...
</event_roles>
<report_document> {report} </report_document>
<source_document> {source} </source_document>
```

Figure 13: Prompt template used for ChatGPT and Llama 2 on CDAE for source documents.

1.0, and `temperature` to 0, with no presence or frequency penalties.

Llama 2 We use `llama-2-13b` for source validation and do not perform any fine-tuning or hyperparameter search (just as with ChatGPT). We use the default hyperparameters, except for `max_seq_len` (5,000), `max_gen_len` (128), `top_p` (0.9), and `temperature` (0.0). The prompt is the same as the one used for ChatGPT on SV (Figure 11).

B.2 Cross-Document Argument Extraction

Longformer We use the `LongformerForQuestionAnswering` class from the HuggingFace transformers library to fine-tune the Longformer-QA model on the recasted CDAE datasets for both report and source. We fine-tune for a maximum of 10 epochs with a batch size of 1. As with Longformer for SV, we use the Optuna library for hyperparameter tuning to optimize the learning rate and weight decay, varying them logarithmically from 1e-6 to 1e-4 and 1e-6 to 1e-1 respectively. This process is conducted over 5 trials, with the optimal setting selected based on the lowest validation loss.

IterX We base our IterX hyperparameters on the best ones reported for the MUC-4 task in Table 6 of Chen et al. (2023b), though with two important differences. First, as noted in §5, the CDAE task requires extraction of only a single template per document. As such, we set the maximum number of templates to decode (“#Max Iterations”) to 1. Second, Chen et al. train their model for MUC-4 on *predicted* spans only, whereas we use different sets of spans for training depending on the setting (**gold**, **predicted**, or **gold and predicted**). All models are trained for a maximum of 150 epochs with a patience of 30, using CEAF-RME_{φ₃} on the dev set as the validation metric. Our implementation is available at the following, lightly adapted fork of the public IterX repo: <https://github.com/sidsvash26/iterx/tree/sv/famus>.

ChatGPT As with SV, we do not perform any fine-tuning or hyperparameter search on ChatGPT for CDAE. The model version (`gpt-3.5-turbo-0301`) and hyperparameters used here are also identical to those used for ChatGPT on SV. We use separate prompts for extraction on report and source documents. The prompt used for source documents is sketched in Figure 13. It consists of a system prompt, two

example extractions (included in the chat history), followed by the target example on which extraction is to be performed. Note that this is different from the prompt used to generate CDAE annotations for purposes of annotation correction (Figure 10).

Llama 2 We use `llama-2-13b-chat` in lieu of `llama-2-13b` (used in SV), though all hyperparameters are the same as those used for Llama on SV. The prompt is the same as that used for ChatGPT for CDAE.

C Frame Selection

We follow the frame selection methodology of Barham et al. (2023) for selecting situation-denoting frames. Drawing inspiration from Moens and Steedman (1988), we focus on the top-level EVENT, STATE, and PROCESS FrameNet frames. We initially take these three frames and all those related to them via the INHERITANCE, SUBFRAME, or PRECEDES relations, on the assumption that the set of situation-denoting frames is closed under these relations, yielding 387 frames.²⁰

However, some of these frames also inherit from other top-level frames that are *not* situation-denoting (i.e. RELATION, ENTITY, and LOCALE). We remove all such frames from the set above, which leaves 369 frames remaining.

Finally, because we are reliant on an existing FrameNet parser for data collection (Xia et al., 2021), we must further subset to those frames for which there is FrameNet training data and that therefore exist in the model’s vocabulary. This yields the final set of 328 frames reported in §4.

D Additional Statistics

D.1 Similarity Between Report and Source

As discussed in §4, we use SimLM to compute the similarity between (report, source) pairs when automatically generating negative examples for the SV task. Figure 14 presents the distributions of the SimLM scores for all positive SV examples (top left), all negative SV examples (top right), human-annotated (gold) negative examples (bottom left), and automatically curated (silver) negative examples (bottom right). As may be expected, the modal similarity in the negative example plots is less than that of the positive examples. This is true even for

²⁰See the FrameNet Lattice List: <https://framenet.icsi.berkeley.edu/FrameLatticeList>

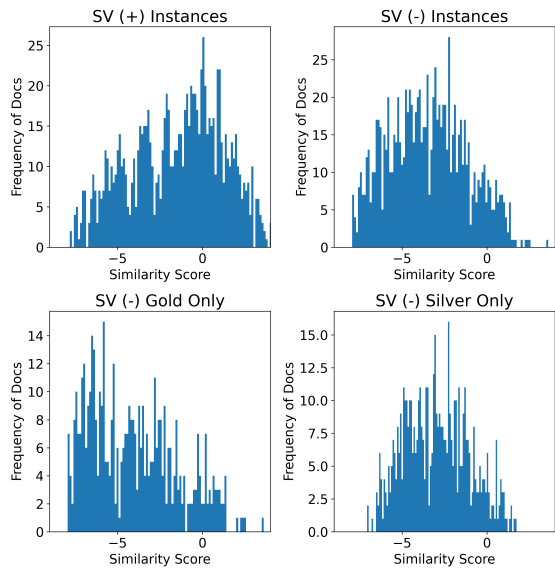


Figure 14: Histogram of SimLM similarity scores between the Report and the Source Text across SV train and dev examples.

		Train	Dev
Report	Mean	20.5	25.6
	Median	16.5	22.0
	Std Dev	18.2	18.9
Source	Mean	193.7	310.4
	Median	67.3	122.0
	Std Dev	353.6	529.0

Table 4: Statistics for word distances between the first and last arguments in report and source documents.

the silver negative examples, for which we deliberately selected sources based on similarity to a target report, which offers further evidence that we are unlikely to be accidentally including positive source documents in the automatically generated negative examples.

D.2 Argument Distances

Here, we report distributions and statistics for word distances between (1) event triggers and their arguments in training split report documents (Figure 15); and (2) the first and last arguments annotated in each report and source document (Table 4, Figure 16) in the training split. Recall that in contrast to a number of resources for event argument extraction (EAE; Ebner et al., 2020; Li et al., 2021), FAMuS permits arguments to be annotated *anywhere* in the report and source documents.

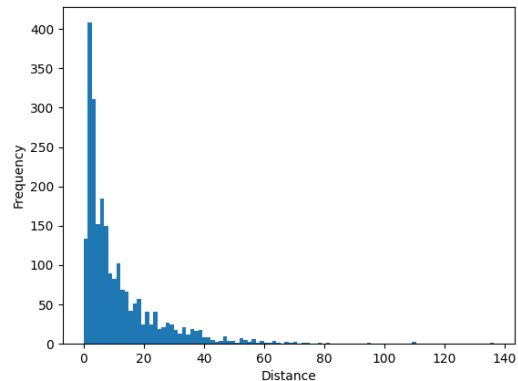


Figure 15: Histogram of word distances between triggers and their arguments in report documents from train.

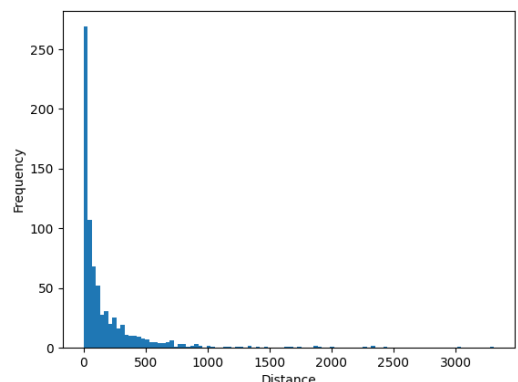
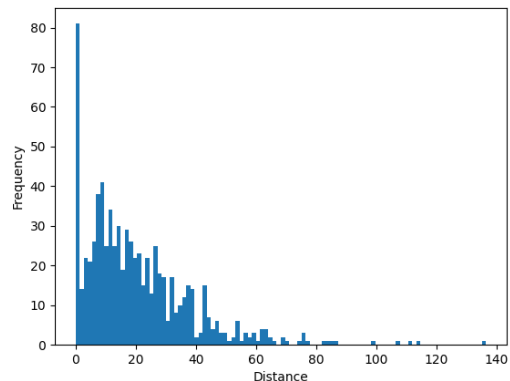


Figure 16: Histogram of word distances between the first and last arguments in *report* documents (top) and source documents (bottom) from the train split.

E Additional Results

Table 5 presents CEAF-RME scores on the same models as in Table 3, but using the full coreference cluster for each gold argument (as predicted by F-COREF) in the metric computation. The results are qualitatively similar (Longformer-QA remains dominant in the `-rb` setting and the Report Baseline still generally outperforms models in the `+rb` setting), though absolute F_1 scores are noticeably reduced. This is driven by lower recall, likely due to a combination of (1) models tending to predict only a single mention per (gold) entity (2) possibly noisy reference entities, owing to their being model-generated.

	Model	Report						Source					
		CEAF-RME $_{\phi_3}$			CEAF-RME $_a$			CEAF-RME $_{\phi_3}$			CEAF-RME $_a$		
		P	R	F $_1$	P	R	F $_1$	P	R	F $_1$	P	R	F $_1$
-rb	IterX $_{\text{gold}}$	73.11	57.17	64.17	73.56	57.53	64.56	70.46	30.26	42.34	70.61	30.33	42.43
	IterX $_{\text{gold+pred}}$	40.95	23.55	29.90	42.24	24.29	30.84	27.47	5.19	8.73	31.63	5.97	10.05
	IterX $_{\text{pred}}$	38.06	19.39	25.69	42.33	21.56	28.57	23.61	4.28	7.25	29.80	5.40	9.15
	Longformer-QA	44.31	32.42	37.44	56.92	41.65	48.10	29.10	11.08	16.05	41.86	15.93	23.08
	ChatGPT	35.85	27.05	30.84	53.27	40.20	45.82	17.28	6.90	9.86	36.48	14.56	20.82
	Llama-2-13b-chat	13.68	19.06	15.93	24.20	33.72	28.18	12.35	4.13	6.19	21.41	7.16	10.73
	Report Baseline (rb)	-	-	-	-	-	-	28.69	10.47	15.34	51.08	18.65	27.32
+rb	IterX $_{\text{gold}}$	-	-	-	-	-	61.21	33.69	43.46	64.91	35.72	46.09	
	IterX $_{\text{gold+pred}}$	-	-	-	-	-	27.16	9.52	14.09	40.55	14.21	21.05	
	IterX $_{\text{pred}}$	-	-	-	-	-	25.04	8.56	12.76	39.93	13.65	20.35	
	Longformer-QA	-	-	-	-	-	26.90	12.64	17.20	41.30	19.40	26.40	
	ChatGPT	-	-	-	-	-	19.10	9.42	12.61	38.24	18.85	25.26	
	Llama-2-13b-chat	-	-	-	-	-	12.31	4.13	6.18	21.44	7.19	10.77	

Table 5: Results for the same models as reported in Table 3, but using full (F-COREF-predicted) coreference clusters for the reference arguments when computing CEAF-RME scores.