

Do Ensembling and Meta-Learning Improve Outlier Detection in Randomized Controlled Trials?

Walter Nelson^{1,2}

Jonathan Ranisau¹

Jeremy Petch^{1,3,4,5}

NELSONWA@HHSC.CA

RANISAU@HHSC.CA

PETCHJ@HHSC.CA

¹Centre for Data Science and Digital Health, Hamilton Health Sciences, Hamilton, Canada

²Department of Statistical Sciences, University of Toronto, Toronto, Canada

³Institute for Health Policy, Management and Evaluation, University of Toronto, Toronto, Canada

⁴Department of Medicine, McMaster University, Hamilton, Canada

⁵Population Health Research Institute, Hamilton, Canada

Abstract

Modern multi-centre randomized controlled trials (MCRCTs) collect massive amounts of tabular data, and are monitored intensively for irregularities by humans. We began by empirically evaluating 6 modern machine learning-based outlier detection algorithms on the task of identifying irregular data in 838 datasets from 7 real-world MCRCTs with a total of 77,001 patients from over 44 countries. Our results reinforce key findings from prior work in the outlier detection literature on data from other domains. Existing algorithms often succeed at identifying irregularities without any supervision, with at least one algorithm exhibiting positive performance 70.6% of the time. However, performance across datasets varies substantially with no single algorithm performing consistently well, motivating new techniques for unsupervised model selection or other means of aggregating potentially discordant predictions from multiple candidate models. We propose the **Meta-learned Probabilistic Ensemble (MePE)**, a simple algorithm for aggregating the predictions of multiple unsupervised models, and show that it performs favourably compared to recent meta-learning approaches for outlier detection model selection. While meta-learning shows promise, small ensembles outperform all forms of meta-learning on average, a negative result that may guide the application of current outlier detection approaches in healthcare and other real-world domains.

Keywords: outlier detection; anomaly detection; clinical trials

1. Introduction

The practice of evidence-based medicine hinges on the quality of data collected (Van Noorden, 2023). The large, global, multi-centre randomized controlled trial (MCRCT) is considered the gold standard tool for treatment evaluation, in part because of the rigorous data quality controls put in place (Buyse et al., 2020). One such control is centralized statistical monitoring (CSM), whereby statisticians employed by the trial runner monitor data from all incoming centres for irregularities using statistical tests and other manual checks (Kirkwood et al., 2013). Such processes are time-intensive and often guided by prior knowledge of previous irregularities, raising questions about their ability to adapt to new types of irregularities. Machine learning represents an interesting opportunity for more flexible irregularity detection. Prior work has shown that machine learning can successfully identify so-called “collective anomalies” (i.e., irregular centres) in MCRCTs when traditional statistical approaches cannot (Petch et al., 2022).

In this work, we frame the problem of irregularity detection in MCRCTs as the more classical task of instance-level outlier detection (i.e., identifying anomalous individual records). Under this formulation, the task is completely unsupervised: the only available input is the full dataset, and the aim of outlier detection is to identify which instances in the dataset are irregular (or anomalous). Recent work on instance-level outlier detection for tabular datasets includes ADBench (Han et al., 2022), a comprehensive suite of benchmarks for outlier detection and other forms of the anomaly detection problem (which incorporate varied levels of supervision and outlier

trial	participants (n)	centres (n)	countries (n)	datasets (n)	instances (n, avg.)	features (n, avg.)	irregular (%, avg.)
compass	27395	602	33	213	8188.9	60.7	16.0
hipattack	2970	69	17	22	676.5	61.1	32.1
hope3	12705	228	21	56	4474.2	48.6	15.4
manage	1754	84	19	190	345.4	65.7	24.2
poise	8351	190	23	87	3462.2	25.3	5.4
rely	18113	951	44	146	14150.0	40.0	17.3
tips3	5713	86	9	124	3682.0	67.0	9.2
overall	77,001	-	-	838	5846.0	54.7	16.4

Table 1: Characteristics of each trial (left) and the average characteristics of their respective datasets (right).

contamination in the input dataset), along with a reusable suite of benchmark tabular datasets. A key finding from ADBench is that performances of well-known outlier detection algorithms vary significantly across datasets according to the algorithm’s inductive biases, the suitability of which to a particular dataset is often not known *a priori*. As a result, the authors highlight the importance of developing new techniques for unsupervised outlier model selection. Such recent tools as MetaOD (Zhao et al., 2020) and ELECT (Zhao et al., 2022) fall into this category, using dataset-level hand-crafted meta-features to predict which outlier detection models will perform the best, allowing for unsupervised model selection when encountering a new dataset.

Contributions. As no benchmarks of outlier detection models in healthcare are available, we begin with an empirical evaluation of well-known outlier detection algorithms on our large dataset-of-datasets from MCRCTs. The goal is to quantify the performance variability across algorithms and datasets from recent large MCRCTs. Finding that performance varies substantially across algorithms and datasets, we propose the meta-learned probabilistic ensemble (MePE), which combines meta-learning and ensembling and outperforms earlier meta-learning approaches in a head-to-head comparison, but still falls short of ensembling. We conclude with general recommendations for the application of outlier detection models in the context of MCRCTs and open research questions.

Code and data availability. Our code is made available on GitHub at <https://github.com/hamilton-health-sciences/ml4h-traq>. The data from MCRCTs is managed by the investigators who led each respective trial.

2. Methods

2.1. Data acquisition and preprocessing

Our study evaluates algorithms on data from several completed MCRCTs: Perioperative Ischemic Evaluation Study (POISE, POISE Study Group et al. (2008)), Randomized Evaluation of Long Term Anti-coagulant Therapy (RE-LY, Connolly et al. (2009)), Heart Outcomes Prevention Evaluation-3 (HOPE-3, Yusuf et al. (2016)), The International Polycap Study 3 (TIPS-3, Yusuf et al. (2021)), Rivaroxaban for the Prevention of Major Cardiovascular Events in Coronary or Peripheral Artery Disease (COMPASS, Eikelboom et al. (2017)), Hip Fracture Accelerated Surgical Treatment and Care Track (HIP ATTACK, HIP ATTACK Investigators (2020)), and Management of Myocardial Injury After Noncardiac Surgery (MANAGE, Devereaux et al. (2018)).

We worked with statisticians familiar with the conduct of the trials to develop a procedure to ascertain irregularity labels. For each trial, we obtained several snapshots over the course of the trial from before trial completion. Each snapshot contains multiple datasets, each representing a separate case report form (CRF): for example, one dataset might contain data collected from a CRF completed at the time of patient enrolment in the trial, while other datasets contain data collected from CRFs for adverse events which can occur at any time over the course of the trial. We identify irregularities in the preliminary snapshots by comparing the data with the data in the final, locked trial database. When differences are present, we assume that they are the result of human-driven quality assurance procedures undertaken between the preliminary snapshot and trial completion. For each instance in each dataset from each prelim-

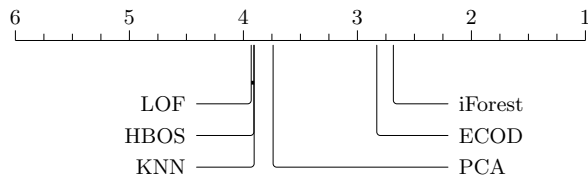


Figure 1: Critical differences between the AUROCs of all algorithms across all datasets in our study.

inary snapshot with at least one field which differs, we consider the instance to be irregular.

In all experiments, missing values are imputed with the most frequent value in that column. No other pre-processing is applied to the input data. In all experiments, MetaOD meta-features are clipped to $[0, 1]$ to match the pre-trained model from the original paper (Zhao et al., 2020).

2.2. Benchmarking: outlier detection

We evaluate the ability of existing outlier detection algorithms to identify irregular instances in a fully unsupervised fashion. Each dataset from each snapshot is provided as input to each algorithm independently, and the areas under the receiver operating characteristic (AUROC) and precision-recall (AUPR) curves are computed. The algorithms are used with the default hyperparameters given in PyOD (Zhao et al., 2019): Isolation Forest (iForest; Liu et al. (2008)), Empirical Cumulative Distribution Function-based Outlier Detection (ECOD; Li et al. (2022)), K -Nearest Neighbours-based Outlier Detection (KNN; Ramaswamy et al. (2000)), Local Outlier Factor (LOF; Breunig et al. (2000)), Principal Components Analysis-based Outlier Detection (PCA; Shyu et al. (2003)), and Histogram-Based Outlier Scores (HBOS; Goldstein and Dengel (2012)).

We report the fraction of datasets where at least one outlier detection algorithm achieves an AUROC better than a random classifier ($0.5 <$ lower bound of 95% CI). In outlier detection evaluation, AUROC has a convenient interpretation as the probability that an irregular instance is predicted as more anomalous than a regular instance (Hand, 2009). On each dataset from all trials and snapshots, we assign each algorithm a rank according to AUROC (with 1 being the best) and report the mean ranks across all datasets graphically on a critical difference diagram (Ismail Fawaz et al., 2019), which connects statistically indistinguishable methods with a thick dark

line. We also provide per-trial and per-snapshot average performances of the overall best algorithm (Appendix C).

2.3. Model selection

The ability to provide a single, actionable set of predictions is a critical task in real-world application of outlier detection models. We conducted an experiment to evaluate techniques for zero-shot model selection (Öztürk et al., 2022) (the task of choosing the best outlier detection model for a particular dataset, without access to any labels) and ensembling (aggregating the potentially discordant outputs of several outlier detection models on a particular dataset, again without access to any labels).

We included five approaches in our evaluation:

- MetaOD-P: A MetaOD model pre-trained on a number of publicly available outlier detection datasets.
- MetaOD-R: A MetaOD model re-trained on MCRCT data and algorithm performances (AUROCs) from our first experiment and evaluated in a leave-one-trial-out fashion.
- Ensemble-N: A naive ensemble of the decision scores of each outlier detection model.
- Ensemble-P: A “probabilistic” ensemble, which scales the decision scores of each outlier detection model to $[0, 1]$ prior to averaging them (Zhao et al., 2019).
- MePE: A **meta-learned probabilistic ensemble**, which uses MetaOD-R to predict the top k best models and probabilistically ensembles them.
- iForest: The overall best model from our first benchmark experiment.

MetaOD-P selects a single model from among a large set of models in its meta-training set (Zhao et al., 2020). MetaOD-R selects a single model from among the 6 outlier detection models benchmarked in our first experiment. Ensemble-N and Ensemble-P ensemble the predictions of all 6 outlier detection models benchmarked in our first experiment. MePE ensembles the MetaOD-R-predicted-top- k (out of 6) outlier detection models benchmarked in our first experiment. MePE with $k = 1$ would thus be equivalent to MetaOD-R; we do not tune the parameter and take $k = 3$ for all experiments. All base models use the PyOD implementation (Zhao et al., 2019). Further methodological details are available in Appendix B.

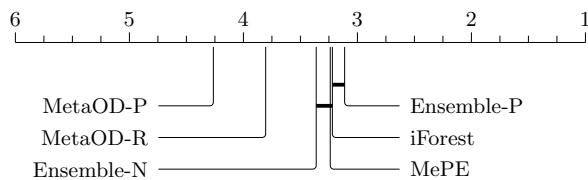


Figure 2: Critical differences between the AUROCs of model selection and ensembling techniques across all datasets in our study.

3. Results

Descriptive statistics illustrate the diversity in dataset characteristics across different trials according to the number of instances (rows) and features (columns) in each tabular dataset, along with the proportion of instances that are irregular (Table 1, Appendix A).

Comparison of outlier detection algorithms reveals that much like in an earlier domain-agnostic benchmark (Han et al., 2022), iForest is the overall best, and a sound choice if a single algorithm must be chosen (Figure 1). iForest provides positive performance ($0.5 <$ lower bound of 95% CI of AUROC) for 60.3% (505/838) of datasets considered in our study. When it doesn’t, another algorithm does 24.9% of the time. Even though iForest is *a priori* the best option, it is the best performer only 21.0% of the time; for 79.0% (662/838) of datasets, the practitioner would have been better off choosing one of the other 5 algorithms considered here. Even the *a priori* worst option, LOF, is the best performer on 11.6% (97/838) datasets.

To investigate whether it is possible for a practitioner make a more informed choice without access to labels, we compare recent meta-learning approaches to this *a priori* choice of iForest and various forms of ensembling (Figure 2 and Table 2). The best performers are probabilistic ensembling and iForest, which are statistically indistinguishable. Although re-training MetaOD on data from MCRCTs boosts performance (MetaOD-R) relative to the pre-trained version (MetaOD-P), and combining it with ensembling boosts performance further (our proposed MePE), none beat iForest or a probabilistic ensemble of the 6 models from our initial benchmark, which have the added benefit of simplicity.

trial	MePE (ours)	iForest	Ensemble-P
compass	0.645	0.649	0.653
hipattack	0.542	0.572	0.577
hope3	0.602	0.621	0.625
manage	0.639	0.646	0.650
poise	0.671	0.681	0.681
rely	0.620	0.629	0.618
tips3	0.622	0.620	0.632

Table 2: Mean AUROCs of the best meta-learner, single algorithm, and ensemble approach by trial.

4. Discussion

To our knowledge, this study is the largest-scale benchmark of tabular outlier detection algorithms (and the first to examine the viability of both ensembling and meta-learning) in real-world datasets from any domain. The key results from earlier work on outlier detection benchmarking and unsupervised model selection are replicated in our study: model selection remains a critical challenge. A notable discrepancy between our study and earlier benchmarks is the performance of ensembling. A probabilistic ensemble provides the best performance in our study, although its benefits are statistically insignificant over an un-tuned single algorithm, iForest. In domain-agnostic outlier detection benchmarks, ensembling falls short of meta-learning. We remark on several areas of future research.

Preprocessing. Unlike supervised learning, where preprocessing choices such as imputation scheme can be incorporated as additional hyperparameters and optimized directly for performance, the lack of labels for unsupervised outlier detection renders this impossible. Meta-learning to predict the performance of particular preprocessing techniques is one possible solution (Öztürk et al., 2022). The preprocessing regime used for this study is simplistic and not tailored to individual algorithms and datasets.

Ensembling. The success of ensembling warrants further investigation. Earlier benchmarks considered much larger ensembles (300+ models) (Zhao et al., 2020), and therefore the superior performance in this work may be due to the small size of the ensembles (3-6 models).

Learning regime. Outlier detection for CSM in MCRCTs is of significant practical interest. Over the course of a trial, irregularity (anomaly) labels become available, opening the door for techniques

such as active learning, semi-supervised learning, or other regimes not considered in this study, which only examines the fully unsupervised, offline case. The tradeoffs differ, as well: CSM in MCRCTs is a slow process operating on input data of relatively small dimension not usually exceeding that shown in this study, and does not demand the fast, online, massively scalable solutions required in other domains such as financial ML (Zhao et al., 2020); rather, maximizing performance is critical.

Acknowledgments

This work was supported by the Canadian Institutes for Health Research, Funding Reference Number 175192.

References

- Markus M Breunig, Hans-Peter Kriegel, Raymond T Ng, and Jörg Sander. Lof: identifying density-based local outliers. In *ACM sigmod record*, volume 29, pages 93–104. ACM, 2000.
- Marc Buyse, Laura Trotta, Everardo D. Saad, and Junichi Sakamoto. Central statistical monitoring of investigator-led clinical trials in oncology. *International Journal of Clinical Oncology*, 25(7):1207–1214, Jul 2020. ISSN 1437-7772. doi: 10.1007/s10147-020-01726-6. URL <https://doi.org/10.1007/s10147-020-01726-6>.
- Stuart J Connolly, Michael D Ezekowitz, Salim Yusuf, John Eikelboom, Jonas Oldgren, Amit Parekh, Janice Pogue, Paul A Reilly, Ellison Themeles, Jeanne Varrone, Susan Wang, Marco Alings, Denis Xavier, Jun Zhu, Rafael Diaz, Basil S Lewis, Harald Darius, Hans-Christoph Diener, Campbell D Joyner, Lars Wallentin, and RE-LY Steering Committee and Investigators. Dabigatran versus warfarin in patients with atrial fibrillation. *N. Engl. J. Med.*, 361(12):1139–1151, September 2009.
- P J Devereaux, Emmanuelle Duceppe, Gordon Guyatt, Vikas Tandon, Reitze Rodseth, Bruce M Bickard, Denis Xavier, Wojciech Szczeklik, Christian S Meyhoff, Jessica Vincent, Maria Grazia Franzosi, Sadeesh K Srinathan, Jason Erb, Patrick Magloire, John Neary, Mangala Rao, Prashant V Rahate, Navneet K Chaudhry, Bongani Mayosi, Miriam de Nadal, Pilar Paniagua Iglesias, Otavio Berwanger, Juan Carlos Villar, Fernando Botto, John W Eikelboom, Daniel I Sessler, Clive Kearon, Shirley Pettit, Mukul Sharma, Stuart J Connolly, Shrikant I Bangdiwala, Purnima Rao-Melacini, Andreas Hoefft, Salim Yusuf, and MANAGE Investigators. Dabigatran in patients with myocardial injury after non-cardiac surgery (MANAGE): an international, randomised, placebo-controlled trial. *Lancet*, 391(10137):2325–2334, June 2018.
- John W Eikelboom, Stuart J Connolly, Jackie Bosch, Gilles R Dagenais, Robert G Hart, Olga Sheshtakovska, Rafael Diaz, Marco Alings, Eva M Lonn, Sonia S Anand, Petr Widimsky, Masatsugu Hori, Alvaro Avezum, Leopoldo S Piegas, Kelley R H Branch, Jeffrey Probstfield, Deepak L Bhatt, Jun Zhu, Yan Liang, Aldo P Maggioni, Patricio Lopez-Jaramillo, Martin O’Donnell, Ajay K Kakkar, Keith A A Fox, Alexander N Parkhomenko, Georg Ertl, Stefan Störk, Matyas Keltai, Lars Ryden, Nana Pogossova, Antonio L Dans, Fernando Lanus, Patrick J Commerford, Christian Torp-Pedersen, Tomek J Guzik, Peter B Verhamme, Dragos Vinereanu, Jae-Hyung Kim, Andrew M Tonkin, Basil S Lewis, Camilo Felix, Khalid Yusuf, P Gabriel Steg, Kaj P Metsarinne, Nancy Cook Bruns, Frank Misselwitz, Edmond Chen, Darryl Leong, Salim Yusuf, and COMPASS Investigators. Rivaroxaban with or without aspirin in stable cardiovascular disease. *N. Engl. J. Med.*, 377(14):1319–1330, October 2017.
- Markus Goldstein and Andreas R. Dengel. Histogram-based outlier score (hbos): A fast unsupervised anomaly detection algorithm. 2012. URL <https://api.semanticscholar.org/CorpusID:3590788>.
- Songqiao Han, Xiyang Hu, Hailiang Huang, Mingqi Jiang, and Yue Zhao. Adbench: Anomaly detection benchmark. In *Neural Information Processing Systems (NeurIPS)*, 2022.
- David J. Hand. Measuring classifier performance: a coherent alternative to the area under the roc curve. *Machine Learning*, 77(1):103–123, Oct 2009. ISSN 1573-0565. doi: 10.1007/s10994-009-5119-5. URL <https://doi.org/10.1007/s10994-009-5119-5>.
- HIP ATTACK Investigators. Accelerated surgery versus standard care in hip fracture (HIP AT-

- TACK): an international, randomised, controlled trial. *Lancet*, 395(10225):698–708, February 2020.
- Hassan Ismail Fawaz, Germain Forestier, Jonathan Weber, Lhassane Idoumghar, and Pierre-Alain Muller. Deep learning for time series classification: a review. *Data Mining and Knowledge Discovery*, 33(4):917–963, 2019.
- Amy A Kirkwood, Trevor Cox, and Allan Hackshaw. Application of methods for central statistical monitoring in clinical trials. *Clinical Trials*, 10(5):783–806, 2013. doi: 10.1177/1740774513494504. URL <https://doi.org/10.1177/1740774513494504>. PMID: 24130202.
- Zheng Li, Yue Zhao, Xiyang Hu, Nicola Botta, Cezar Ionescu, and George Chen. Ecod: Unsupervised outlier detection using empirical cumulative distribution functions. *IEEE Transactions on Knowledge and Data Engineering*, pages 1–1, 2022. doi: 10.1109/TKDE.2022.3159580.
- Fei Tony Liu, Kai Ming Ting, and Zhi-Hua Zhou. Isolation forest. In *Proceedings of the 2008 Eighth IEEE International Conference on Data Mining, ICDM '08*, page 413–422, USA, 2008. IEEE Computer Society. ISBN 9780769535029. doi: 10.1109/ICDM.2008.17. URL <https://doi.org/10.1109/ICDM.2008.17>.
- Jeremy Petch, Walter Nelson, Shuang Di, Kumar Balasubramanian, Salim Yusuf, P.J. Devereaux, Flavia K. Borges, and Shrikant I. Bangdiwala. Machine learning for detecting centre-level irregularities in randomized controlled trials: A pilot study. *Contemporary Clinical Trials*, 122:106963, 2022. ISSN 1551-7144. doi: <https://doi.org/10.1016/j.cct.2022.106963>. URL <https://www.sciencedirect.com/science/article/pii/S1551714422002890>.
- POISE Study Group, P J Devereaux, Homer Yang, Salim Yusuf, Gordon Guyatt, Kate Leslie, Juan Carlos Villar, Denis Xavier, Susan Chrolavicius, Launi Greenspan, Janice Pogue, Prem Pais, Lisheng Liu, Shouchun Xu, German Málaga, Alvaro Avezum, Matthew Chan, Victor M Montori, Mike Jacka, and Peter Choi. Effects of extended-release metoprolol succinate in patients undergoing non-cardiac surgery (POISE trial): a randomised controlled trial. *Lancet*, 371(9627):1839–1847, May 2008.
- Sridhar Ramaswamy, Rajeev Rastogi, and Kyuseok Shim. Efficient algorithms for mining outliers from large data sets. *SIGMOD Rec.*, 29(2):427–438, may 2000. ISSN 0163-5808. doi: 10.1145/335191.335437. URL <https://doi.org/10.1145/335191.335437>.
- Mei-Ling Shyu, Shu-Ching Chen, Kanoksri Sarinnapakorn, and LiWu Chang. A novel anomaly detection scheme based on principal component classifier. 2003. URL <https://api.semanticscholar.org/CorpusID:6319694>.
- Richard Van Noorden. Medicine is plagued by untrustworthy clinical trials. how many studies are faked or flawed? *Nature*, 619(7970):454–458, July 2023.
- Salim Yusuf, Eva Lonn, Prem Pais, Jackie Bosch, Patricio López-Jaramillo, Jun Zhu, Denis Xavier, Alvaro Avezum, Lawrence A Leiter, Leopoldo S Piegas, Alexander Parkhomenko, Matyas Keltai, Katalin Keltai, Karen Sliwa, Irina Chazova, Ron J G Peters, Claes Held, Khalid Yusoff, Basil S Lewis, Petr Jansky, Kamlesh Khunti, William D Toff, Christopher M Reid, John Varigos, Jose L Accini, Robert McKelvie, Janice Pogue, Hyejung Jung, Lisheng Liu, Rafael Diaz, Antonio Dans, Gilles Dagenais, and HOPE-3 Investigators. Blood-pressure and cholesterol lowering in persons without cardiovascular disease. *N. Engl. J. Med.*, 374(21):2032–2043, May 2016.
- Salim Yusuf, Philip Joseph, Antonio Dans, Peggy Gao, Koon Teo, Denis Xavier, Patricio López-Jaramillo, Khalid Yusoff, Anwar Santoso, Habib Gamra, Shamim Talukder, Courtney Christou, Preeti Girish, Karen Yeates, Freeda Xavier, Gilles Dagenais, Catalina Rocha, Tara McCreedy, Jessica Tyrwhitt, Jackie Bosch, Prem Pais, and International Polycap Study 3 Investigators. Polypill with or without aspirin in persons without cardiovascular disease. *N. Engl. J. Med.*, 384(3):216–228, January 2021.
- Yue Zhao, Zain Nasrullah, and Zheng Li. Pyod: A python toolbox for scalable outlier detection. *Journal of Machine Learning Research*, 20(96):1–7, 2019. URL <http://jmlr.org/papers/v20/19-011.html>.
- Yue Zhao, Ryan Rossi, and Leman Akoglu. Automating outlier detection via meta-learning. *arXiv preprint arXiv:2009.10606*, 2020.

Yue Zhao, Sean Zhang, and Leman Akoglu. Toward unsupervised outlier model selection, 2022.

Ekrem Öztürk, Fabio Ferreira, Hadi S. Jomaa, Lars Schmidt-Thieme, Josif Grabocka, and Frank Hutter. Zero-shot automl with pretrained models, 2022.

Appendix A. Data Summary

Below, we provide brief information on each of the MCRCTs used in our study. Readers should refer to the original publications for further details:

- Perioperative Ischemic Evaluation Study (POISE): Randomized 8,351 participants from 190 hospitals in 23 countries undergoing non-cardiac surgery to receive either extended release metoprolol succinate or placebo. (POISE Study Group et al., 2008)
- Randomized Evaluation of Long Term Anticoagulant Therapy (RE-LY): Randomized 18,113 participants from 951 centres in 44 countries with non-valvular atrial fibrillation to receive either of two doses of dabigatran or placebo. (Connolly et al., 2009)
- Heart Outcomes Prevention Evaluation-3 (HOPE-3): Randomized 12,705 participants from 228 centers in 21 countries to receive candesartan or placebo and rosuvastatin or placebo in a 2-by-2 factorial design.
- The International Polycap Study 3 (TIPS-3): Randomized 5,713 participants from 86 centres in 9 countries without cardiovascular disease but at increased risk of developing it to receive a polypill or placebo, aspirin or placebo, and vitamin D or placebo in a 2-by-2-by-2 factorial design. (Yusuf et al., 2021)
- Rivaroxaban for the Prevention of Major Cardiovascular Events in Coronary or Peripheral Artery Disease (COMPASS): Randomized 27,395 participants from 602 centres in 33 countries with stable atherosclerotic vascular disease to receive either rivaroxaban plus aspirin, rivaroxaban, or aspirin. (Eikelboom et al., 2017)
- Hip Fracture Accelerated Surgical Treatment and Care Track (HIP ATTACK): Randomized 2,970 participants from 69 hospitals in 17 countries with a hip fracture requiring surgery to receive either accelerated surgery or standard care.
- Management of Myocardial Injury After Non-cardiac Surgery (MANAGE): Randomized 1,754

participants from 84 hospitals in 19 countries with myocardial injury following non-cardiac surgery to receive either dabigatran or placebo, and additionally randomized an eligible subset of 556 participants to receive either omeprazole or placebo in a partial 2-by-2 factorial design. (Devereaux et al., 2018)

Appendix B. Methods Description

We briefly describe the meta-learning approaches based on MetaOD (Zhao et al., 2020), but defer to the original publication for details. MetaOD computes 200 meta-features based on the input dataset alone (no labels required), such as the number of instances or the number of categorical features. The dimensionality of these meta-features is reduced using principal components analysis, and the resulting representations are used as the inputs to a matrix factorization-based recommender system, which learns to rank the algorithms.

MetaOD-P is the pre-trained, publicly release version of MetaOD which has been trained on several open-source anomaly detection benchmark datasets. This version is available on the authors’ GitHub: <https://github.com/yzhao062/MetaOD>

MetaOD-R is re-trained for each trial in our study using the authors’ implementation on our own data in a leave-one-trial-out fashion to eliminate the risk of meta-test set leakage. The script for re-training is available in our code release.

Ensemble-N averages the decision scores of each algorithm as its prediction, while Ensemble-P averages the decision scores scaled to $[0, 1]$ as its prediction, a slight modification that significantly improves performance. Attempts at replicating early comparisons between ensembles and meta-learning suggest that this slight modification has not yet been considered in evaluations of meta-learning approaches for outlier detection.

MePE uses MetaOD-R to predict the ranks of each algorithm, and selects the top- k predicted models, ensembling them as in Ensemble-P.

Appendix C. Evaluation

Performance of machine learning-based outlier detection algorithms varies substantially across trials, and less so across snapshots (as the trial progresses), as shown in Figure 3. In the very early stages of a trial,

snapshot #	0	1	2	3	4
compass	-	0.62	0.66	0.63	0.66
hipattack	0.66	0.56	0.57	0.59	0.54
hope3	-	0.66	0.63	0.57	0.62
manage	0.65	0.65	0.63	0.62	0.68
poise	0.63	0.77	0.68	0.68	0.67
rely	-	0.66	0.62	0.63	0.61
tips3	-	0.62	0.62	0.64	0.62

Table 3: The performance of iForest by trial and snapshot.

a very small quantity of data has been collected, accounting for the low success rate in the first snapshot of POISE.

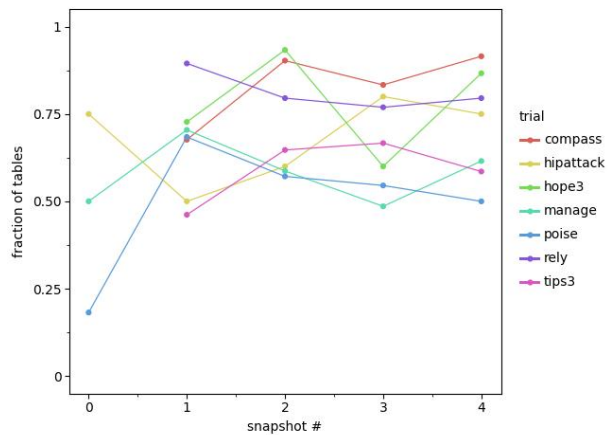


Figure 3: Fraction of datasets from each snapshot that have at least one algorithm achieving positive performance, by trial.

We provide a more granular view of the single best performer, iForest in Table 3. As shown, there are no obvious trends that would suggest performance is dependent on the quantity of data collected (the more preliminary the snapshot, the more data is scarce). Additionally, performance across trials is fairly consistent.