

Joint Sensing and Semantic Communications with Multi-Task Deep Learning

Yalin E. Sagduyu¹, Tugba Erpek¹, Aylin Yener², and Sennur Ulukus³

¹Virginia Tech, Arlington, VA, USA

²The Ohio State University, Columbus, OH, USA

³University of Maryland, College Park, MD, USA

Abstract—This paper explores the integration of deep learning techniques for joint sensing and communications, with an extension to semantic communications. The integrated system comprises a transmitter and receiver operating over a wireless channel, subject to noise and fading effects. The transmitter employs a deep neural network, namely an encoder, for joint operations of source coding, channel coding, and modulation, while the receiver utilizes another deep neural network, namely a decoder, for joint operations of demodulation, channel decoding, and source decoding to reconstruct the data samples. The transmitted signal serves a dual purpose, supporting communication with the receiver and enabling sensing. When a target is present, the reflected signal is received, and another deep neural network decoder is utilized for sensing. This decoder is responsible for detecting the target’s presence and determining its range. All these deep neural networks, including one encoder and two decoders, undergo joint training through multi-task learning, considering data and channel characteristics. This paper extends to incorporate semantic communications by introducing an additional deep neural network, another decoder at the receiver, operating as a task classifier. This decoder evaluates the fidelity of label classification for received signals, enhancing the integration of semantics within the communication process. The study presents results based on using the CIFAR-10 as the input data and accounting for channel effects like Additive White Gaussian Noise (AWGN) and Rayleigh fading. The results underscore the effectiveness of multi-task deep learning in achieving high-fidelity joint sensing and semantic communications.

Index Terms—Joint sensing and communications, integrated sensing and communications, semantic communications, deep learning, multi-task learning.

I. INTRODUCTION

Joint sensing and communications (also referred to as *integrated sensing and communications*) has been envisioned as a pivotal concept for next-generation communication systems such as 6G and Wi-Fi 7 by unifying information gathering (sensing) and information exchange (communication) within a common framework [1]–[3]. This integration is instrumental for real-time decision-making, efficient resource utilization, enhancing adaptability in challenging environments, and enabling context-aware data sharing in a variety of wireless networks, such as Internet of Things [4] and vehicle-to-infrastructure networks [5], [6]. To that end, communication signals can be dual-purposed for sensing, enabling tasks like object detection, tracking, and environmental monitoring. One example of leveraging wireless signals for sensing is WiFi sensing, where WiFi signals that are emitted as part of their

standard operation are utilized for sensing such that their reflected signals that bounce off objects are collected to detect objects, movements, and activities in an environment. Unlike traditional WiFi, where the primary goal is data communication, WiFi sensing repurposes the WiFi signals to serve as a sensing medium. This approach also distinguishes itself from conventional sensing methods like radar, which involve the transmission of specialized radio waves and subsequent detection of reflected signals, as opposed to utilizing existing communication signals.

While sensing and communication functionalities have been separated in conventional designs and achieved by various signal processing modules, they can be integrated by exploiting the broadcast nature of wireless signals. Fig. 1 illustrates the three cases of individual communications, individual sensing and joint sensing and communications. In *joint sensing and communications*, wireless signals can be designed purposely to serve both communication and sensing functionalities jointly to enable applications that require real-time environmental data such as augmented reality, virtual reality or autonomous vehicles. This joint design can benefit from the use of deep neural networks (DNNs) by harnessing the power of deep learning to learn and adapt to wireless signal characteristics. Pairs of DNNs have been used in form of autoencoders to model transmitter and receiver functionalities of communications [7] and can be extended to perform joint sensing and communications (encompassing joint operations of channel coding and modulation at the transmitter and corresponding operations at the receiver) [8], [9].

In communication systems, DNNs can effectively represent (i) transmitter blocks including source coding in addition to channel coding and modulation and (ii) receiver blocks of demodulation and channel decoding followed by source decoding to reconstruct data samples such as images beyond bit/symbol representations. These DNNs can be trained either separately or better jointly to optimize the fidelity of communications such as minimizing the reconstruction loss. On the other hand, sensing functionality can also benefit from using DNNs for the generation of sensing waveform as well as detection of targets with the ultimate goal of maximizing the sensing accuracy. In this paper, we combine the use of DNNs for joint sensing and communications in a *multi-task learning* framework and show that they can efficiently learn and adapt to input data (such as

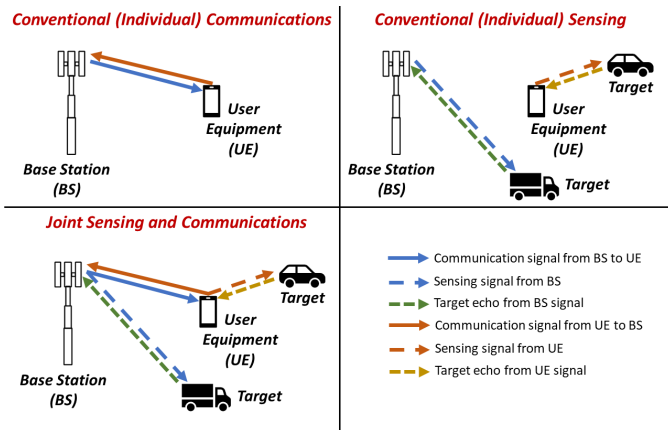


Fig. 1: From individual sensing and communications to joint sensing and communications.

images), channel conditions, and target characteristics.

In this framework, an encoder DNN is used at the transmitter that takes data samples such as images as the input and generates wireless signals to be transmitted over a wireless channel by jointly performing source coding, channel coding, and modulation operations. The output of the encoder provides a latent representation that provides smaller dimension than the input sample, thereby reducing the number of channel uses for more efficient resource utilization. At the receiver, a decoder DNN operates on the received signals to reconstruct data samples by jointly performing demodulation, channel decoding, and source decoding operations. These two DNNs can be *jointly trained for end-to-end optimization of transmitter and receiver functionalities* by adapting to input data and channel characteristics.

To integrate sensing with communications, we assume the encoder's output signal is also used for sensing purposes. In cases where a target is present, the signal reflects from the target, and the transmitter captures the reflected signal. To identify the presence and range of the target, the transmitter employs a third DNN, namely a decoder, for sensing. This decoder of the transmitter can be jointly trained with the encoder of the transmitter and the other decoder at the receiver to facilitate joint sensing and communications by accounting for input data, channel, and potential target characteristics. For that purpose, a multi-task learning approach is employed where the training is performed for the combined loss for two tasks, namely reconstruction of input samples at the receiver and sensing (target detection and target position classification) at the transmitter.

While conventional communications primarily focuses on the fidelity of information transfer by minimizing some form of reconstruction loss, there is a growing interest in *preserving meaning during the information transfer*. To that end, *semantic communications* has emerged as a novel communication paradigm that goes beyond the mere exchange of data or information and aims to convey the meaning, intent, and context behind the information being shared [10]–[12]. In

other words, it focuses on understanding and interpreting the significance of the transmitted messages, rather than just the raw data itself. Semantic communications can be formulated by training DNNs at the transmitter-receiver pair for data reconstruction while preserving semantic information [13], [14].

In this paper, we *integrate semantic communications with joint sensing and communications*. A fourth DNN, namely another decoder at the receiver, is used to validate the meaning conveyed to the receiver by performing a deep learning task (such as classification of transferred images to their labels) on received signals. This DNN is jointly trained with the other DNNs for joint sensing and communications in the multi-task learning framework where the task of sensing is added. Note that this joint sensing and semantic communications can be converted to joint sensing and task-oriented communications by removing the data reconstruction objective and replacing semantic information validation with a general task classifier such as used in deep learning-based task (or goal)-oriented communications [15],

For performance evaluation, images from CIFAR-10 dataset are used for the input data samples. Both Additive White Gaussian Noise (AWGN) and Rayleigh fading channels are considered. Results are collected for the reconstruction loss, sensing accuracy (both for target detection and identification of its range) as well as the task classification accuracy that quantifies how the meaning of information is preserved at the receiver. These measures are obtained by varying the sensing signal-to-noise ratio (SNR), namely the SNR for the signal reflected by the target and received at the transmitter), the communication SNR, namely the SNR for the signal received at the receiver, the number of potential target ranges, and the size of encoder input (namely a representative of the number of channel uses or compression level). Results show that multi-task learning with joint training of DNNs provides an effective optimization framework for joint sensing and communications as well as its extension with semantic communications, and achieves high fidelity in terms of reconstructing data samples, preserving the meaning of information transfer and sensing targets.

The rest of the paper is organized as follows. Sec. II describes multi-task learning for joint sensing and communications and its extension to semantic communications. Sec. III evaluates the performance. Sec. IV concludes the paper by highlighting the main points covered and discussing future research directions.

II. JOINT SENSING AND COMMUNICATIONS VIA MULTI-TASK DEEP LEARNING

Fig. 2 shows the system model for joint sensing and communications as an extension of system models for conventional communications and conventional sensing. DNNs are employed at the transmitter and the receiver. These DNNs are jointly trained via multi-task learning with taking the channel characteristics into account to provide the unified

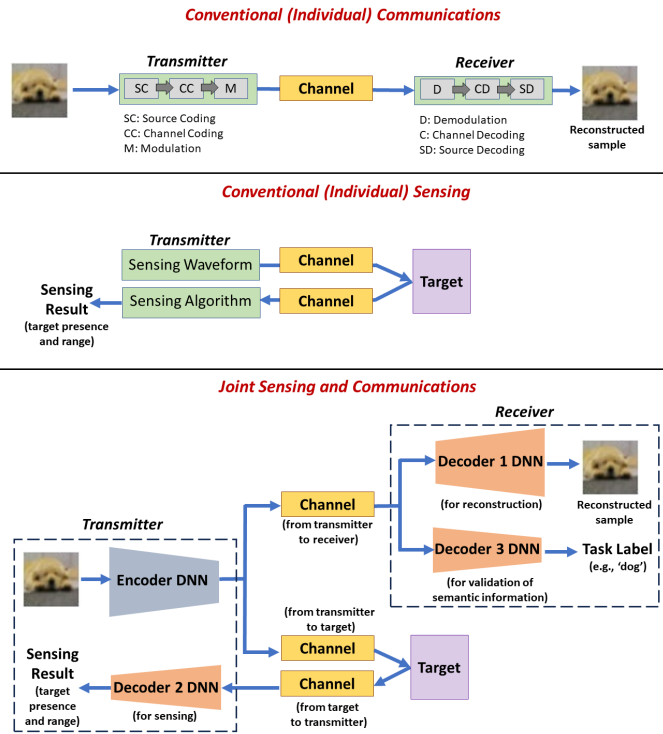


Fig. 2: System model for joint sensing and (semantic) communications in comparison with conventional (individual) sensing and communications.

functionalities of sensing and communications along with the extension to semantic communications.

Encoder and decoders for joint sensing and semantic communications. The system model shown in Fig. 2 encompasses several key components, including an encoder at the transmitter, a decoder at the receiver for data reconstruction (Decoder 1), a decoder at the transmitter for sensing of targets (Decoder 2), and a decoder at the receiver for validating semantic information to enable semantic communications (Decoder 3).

- *Encoder at the transmitter:* The encoder is a DNN responsible for processing input data, which includes samples like images. It performs source coding, channel coding, and modulation operations on the input data to generate wireless signals for transmission. The output of the encoder is a latent-space representation of the input data samples and serves a dual purpose: it facilitates data communication and is used for sensing purposes. Overall, the encoder output has a smaller dimension than the input samples, thereby relying on a small number of channel uses. By jointly optimizing the roles conventionally played by source coding, channel coding and modulation, it ensures efficient resource utilization and minimizes transmission and semantic errors.
- *Decoder for information reconstruction at the receiver:* Decoder 1 is a DNN situated at the receiver and responsible for reconstructing data samples (inputs to the encoder at the transmitter). Decoder 1 jointly performs the operations of demodulating received signals, decoding

channel-encoded data, and reconstructing the original data samples with source decoding. Decoder 1 can be trained by minimizing the reconstruction loss such as the mean squared error (MSE) as the loss function.

- *Decoder for sensing at the transmitter:* Decoder 2, positioned at the transmitter, takes on the role of sensing. When a target is present in the environment, the signal transmitted by the encoder reflects off the target and returns to the transmitter as in radio detection and ranging (radar) systems. Decoder 2 is responsible for detecting the presence of the target (a binary classification problem) as well as classifying its range within the environment (a multi-label classification problem) in the presence of channel and clutter effects. Decoder 2 can be trained by minimizing the categorical cross-entropy as the loss function.
- *Decoder for semantic task classification at the receiver:* Decoder 3 is another DNN situated at the receiver, serving the crucial role of validating the semantic content of the received data. It performs deep learning tasks that go beyond simple data reconstruction, such as classifying received signals into the labels of the corresponding data samples. By validating the semantic content, it ensures that the meaning behind the transmitted information is preserved and reliably interpreted. Decoder 3 can be trained by minimizing the categorical cross-entropy as the loss function for the underlying task classifier (such as identifying labels or the subsets of labels for the corresponding data samples that are given as input to the encoder at the transmitter).

The encoder and decoder architectures are parameterized by the encoder output size. DNN architectures are selected by starting with a small number of layers and small layer sizes, and gradually increasing them until the best performance is achieved. The resulting DNN architectures are shown in Fig. 3, when the encoder output size is selected as 20. A convolutional neural network (CNN) is trained for the encoder and feedforward neural networks (FNNs) are trained for the decoders. CNN consists of convolution layers (with the appropriate kernels and filters), maxpooling layers (for downsampling) and dropout layers (to prevent overfitting). ReLU activation is used at the hidden layers, linear activation is used at the encoder output (to generate signal for transmission over the wireless channel) and Decoder 1 outputs (to reconstruct input samples), and Softmax activation is used at the Decoder 2 output (for sensing decision) and Decoder 3 output (for semantic validation).

Joint training with multi-task learning. Multi-task learning is the foundational technique that allows us to jointly train the encoder and the three decoders. In this approach, the goal is to optimize multiple related tasks simultaneously, rather than training each component in isolation. The tasks within our system model encompass data reconstruction, sensing, and semantic validation. We take the channel effects into account while optimizing the encoder and decoders.

To perform joint training, we define a combined loss func-

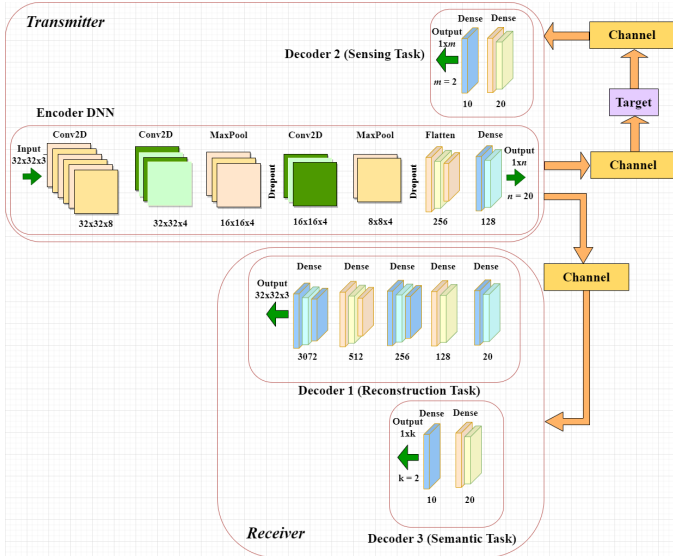


Fig. 3: DNN architectures for the transmitter and receiver.

tion that encapsulates the objectives of each of the tasks. A weight is assigned to each task’s loss, indicating its relative importance. Then we consider the weighted sum of losses as the combined loss. This combined loss function ensures that the encoder and decoders work in concert to achieve their respective goals while sharing knowledge and optimizing their overall performance.

Numerical results are obtained using Python, and the models are trained in Keras with the TensorFlow backend. Adam is used as the optimizer.

Input data. The CIFAR-10 dataset is used for input samples of the encoder at the transmitter. CIFAR-10 is a collection of color images from 10 classes, namely ‘Airplane’, ‘Automobile’, ‘Bird’, ‘Cat’, ‘Deer’, ‘Dog’, ‘Frog’, ‘Horse’, ‘Ship’, ‘Truck’. The size of each data sample (image) is $32 \times 32 \times 3$. Each data sample consists of red, green, blue (RGB) pixels. A pixel in each RGB component takes value between 0 and 255. We normalize these pixel values to the range between 0 and 1 before feeding them to the encoder DNN at the transmitter. We consider 50,000 training samples and 10,000 test samples for numerical results.

Channel effects. The transmitter transmits the output of its encoder over a wireless channel. We consider two types of channels.

- AWGN channel, where the signal received at the receiver is the transmitted signal plus the white Gaussian noise.
- Rayleigh fading channel, where the transmitted signal is subject to Rayleigh fading and white Gaussian noise is added to the received signal.

In both channel cases, joint training of the encoder and decoder sets learns channel effects. To do so, the overall model (including an encoder and three decoders) is augmented with Gaussian noise layer and Rayleigh fading channel layer with the appropriate SNR added between the encoder and each decoder. Note that the channels between the transmitter

and the receiver, and the channels between the transmitter and the target undergo different channel effects by accounting for noise, fading, phase shift and frequency shift effects. For training, a channel realization is randomly drawn from the given channel distribution for each data sample. During the test time, it is assumed that the channel distribution remains the same even though individual realizations may vary and may not be known in advance to the already trained DNN models.

For sensing task, the overall channel is a concatenation of channel from the transmitter to the target and from the target back to the transmitter. In addition to noise and fading effects, the received signal back at the transmitter may also include frequency shift (due to the relative speed of potential target) and phase shift (due to the reflection off the target) compared to the transmitted signal depending on the mobility of the target. All these effects are considered during training and the corresponding realizations are input to the test-time operation.

Performance measures. We measure the performance for the three underlying tasks of communications, sensing, and semantic information validation in the case of semantic communications.

- *Reconstruction loss*: the loss of recovering input samples at the output of Decoder 1 at the receiver (the MSE is used as the reconstruction loss when the input and reconstructed samples are compared to each other).
- *Sensing accuracy*: average accuracy of signal classification task for sensing performed by Decoder 2 at the transmitter (signal classification task can either detect only whether the target is present or not, or further incorporate decisions on potential ranges of the target).
- *Semantic accuracy*: the average accuracy of the classification task performed by Decoder 3 at the receiver to validate whether the semantic information is preserved during the information transfer, i.e., whether the underlying classification task can correctly identify the output labels of data samples, e.g., from 10 classes of CIFAR-10 dataset, or which label subset of interest they belong to, e.g., the image contains an animal.

System parameters. The system model involves several tunable parameters. We will vary these parameters to measure the performance.

- *Multi-task weights*: weights used to aggregate the losses of different tasks in the combined loss function of multi-task learning, namely sensing and communications in addition to the extension to semantic communications.
- *Communication SNR*: SNR of signals received as the input of decoders at the receiver (Decoder 1 and Decoder 3).
- *Sensing SNR*: SNR of signals reflected by a potential target and received as input to the decoder at the transmitter (Decoder 2).
- *Encoder output size*: number of symbols transmitted as output of the encoder at the transmitter (represents the compression of the encoder with respect to the size of

input samples and determines the input size of all three decoders).

- *Number of potential target ranges*: number of potential ranges for the positions where a potential target may be located (this number determines the number of labels in the classification problem for sensing since the sensing objective is to identify the presence and if so, the range of a target).

Baselines. We compare the performance of joint sensing and communications with two baselines of individual sensing and individual communications.

- *Individual sensing*: The encoder and the decoder DNNs are trained for the sole purpose of sensing such that the sensing loss function is the only one assigned a non-zero weight in the multi-task learning formulation.
- *Individual communications*: The encoder and the decoder DNNs are trained for the sole purpose of communications such that the reconstruction loss function is the only one assigned a non-zero weight in the multi-task learning formulation.

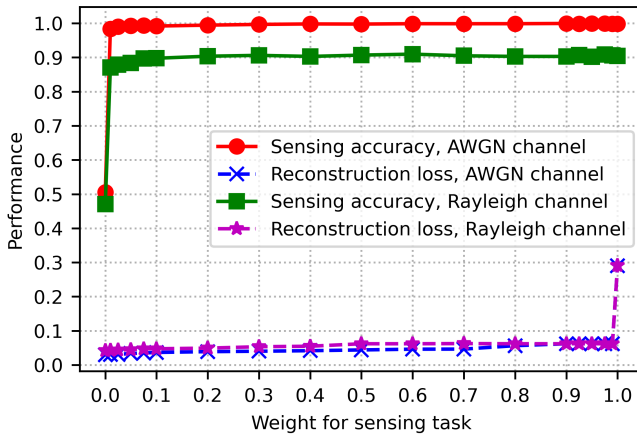


Fig. 4: Joint sensing and communications performance vs. weight for sensing task.

III. PERFORMANCE OF JOINT SENSING AND COMMUNICATIONS

We consider the following default values of system parameters for performance evaluation. Multi-task learning weights are 1/2 for the two-task problem of sensing and communications, or 1/3 for the three-task problem of sensing, communications, and semantic information validation. Communication SNR is 3dB. Sensing SNR is 3dB. Size of encoder output is 20. Number of potential target ranges is 1. When we obtain the performance results, we vary system parameters one at a time by setting the rest of parameters to default values.

Joint vs. individual sensing and communications. We start with the two-task problem of joint sensing and communications. First, we vary the weight of sensing loss for multi-task learning to highlight the value of multi-task learning over single-task learning of sensing or communications. Sensing

accuracy and reconstruction loss are shown in Fig. 4 for both AWGN and Rayleigh channels. When the sensing weight is zero, we end up with the baseline of individual communications such that reconstruction is highly successful (reconstruction loss is low) but sensing is not successful (sensing accuracy is very low). On the other hand, when this sensing weight is 1, we end up with the baseline of individual sensing such that sensing is highly successful (sensing accuracy is high) but reconstruction is not successful (reconstruction loss is very high). When we select the sensing weight in between (such as 1/2), we can achieve a desirable performance for both sensing and reconstruction such that the sensing accuracy is high while the reconstruction loss remains low.

Results in Fig. 4 show the value of multi-task learning for joint sensing and communication in contrast to individual optimization of either sensing or communications. Note that the sensing and communication waveforms can be individually optimized, as well. However, this conventional approach would completely separate the sensing and communication functionalities, and therefore require separate transmissions of individual sensing and communication signals resulting in poor channel utilization, waste of energy resources and additional delay to complete sensing and communication tasks separately.

Effects of system parameters on joint sensing and communications. Next, we vary the rest of system parameters described in the previous section and show the performance in Fig. 5. First, we evaluate the sensing accuracy and reconstruction loss when we vary the communication SNR to measure its effect on reconstruction performance and separately vary the sensing SNR to measure its effect on sensing performance. Results in Fig. 5 show that the performance quickly improves with the SNR for both AWGN and Rayleigh channels. In all cases, the learning performance is better under the AWGN channel compared to the more difficult case of Rayleigh channel, as we will observe also for other performance results.

Next, we the performance as a function of encoder output size at the transmitter. The smaller this size becomes, the more efficiently the underlying resources such as channel access and transmit energy are utilized potentially with less delay. Results in Fig. 5 show that the performance quickly improves for both AWGN and Rayleigh channels when we start increasing the encoder output size. For example, high sensing accuracy and low reconstruction loss are achieved when the encoder output size is selected as 20, which corresponds to 0.65% compression, namely the dimension is reduced from 3072 (namely, $32 \times 32 \times 3$) for input samples to 20 in latent space. This way, joint sensing and communications can simultaneously sustain high performance as well as high resource efficiency with the right choice of DNNs.

Next, we extend the sensing problem from identifying whether a target is present or not, to classifying the range (proximity) of the target (including the absence of the target). In this context, the sensing SNR (with default value of 3dB) corresponds to the closest potential position, whereas the SNRs for other ranges are made incrementally smaller. Results in Fig. 5 show the performance as a function of the number

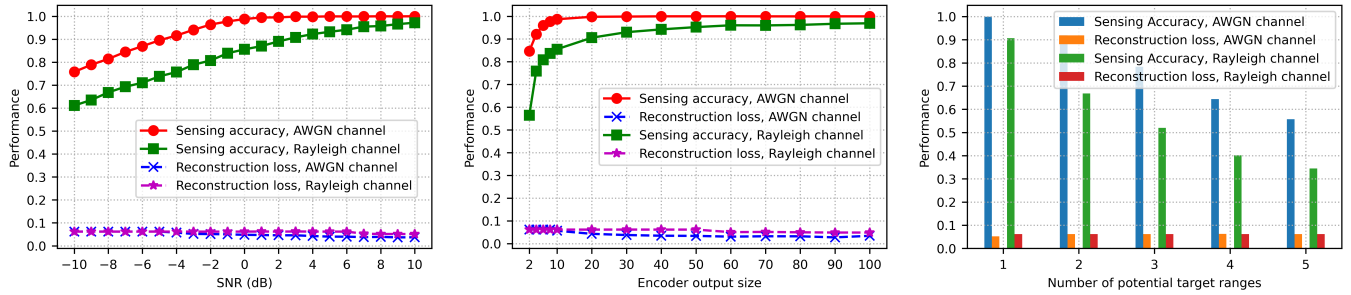


Fig. 5: Joint sensing and communications performance as a function of system parameters (SNR, encoder output size, and number of potential target ranges).

of potential target ranges. As we add more potential ranges for the target, the number of labels increases along with the difficulty of the underlying multi-label classification problem such that the performance starts dropping (especially observed for sensing accuracy under Rayleigh channel).

Joint sensing and semantic communications. Next, we add semantic communications to the multi-task learning framework of joint sensing and communications, and jointly optimize the objectives of three tasks, namely sensing, information reconstruction, and semantic information validation. For the CIFAR-10 data input, we can check different levels of semantic information preserved in the transferred information such as classification labels themselves or their membership in different sets of labels. For numerical results, we consider semantic validation in terms of checking whether the transferred image belongs to a certain set of labels of interest, specifically, whether the image includes an animal (i.e., the label is ‘Bird’, ‘Cat’, ‘Deer’, ‘Dog’, ‘Frog’, or ‘Horse’), or not. We measure the performance by varying the SNR for both communications and sensing while keeping the rest of system parameters at their default values. Results reported in Fig. 6 show that both sensing accuracy and task accuracy (for semantic information validation) can quickly increase with the SNR for both AWGN and Rayleigh channels while the reconstruction loss is further reduced. The implication is that it is possible with high success to transfer information over the wireless channel while preserving the semantic information and sense the target in the meantime by using the same transmitted signal for communications and sensing.

IV. CONCLUSION AND FUTURE RESEARCH DIRECTIONS

We have presented a multi-task learning framework of deep learning techniques for joint sensing and communications, while introducing the addition of semantic communication capabilities. The key components of the system are the dual-purpose encoder for sensing and communications, and decoders for data reconstruction, sensing and semantic information validation decoder. By harnessing the power of multi-task learning, these components collectively contribute to optimizing target sensing and data transfer while preserving semantic information, and offer a versatile, resource-efficient, and high-fidelity solution, capable of addressing the demands of real-time decision-making, context-aware data sharing, and

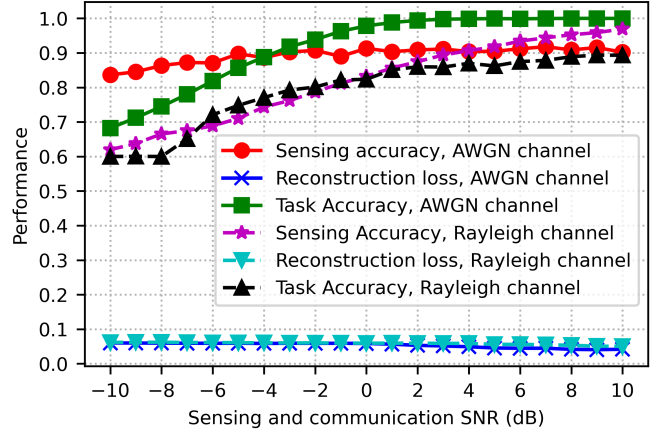


Fig. 6: Joint sensing and semantic communication performance vs. SNR (when sensing SNR is the same as communication SNR, both measured in dB).

efficient resource utilization. Our performance evaluation using the image data and under varying channel conditions, underscore the practicality and real-world viability of this innovative system by representing a significant leap in the evolution of next-generation wireless systems.

There are various future research directions that can build upon the multi-task learning framework of joint sensing and semantic communications. In addition to images, other data modalities such as text can be considered as inputs. The communication scenario can be extended from point-to-point communication to other network settings such as broadcasting to multiple receivers. To that end, multiple semantic tasks can be also incorporated for different receivers. In terms of sensing task, additional objectives such as target direction finding and target tracking can be added to multi-task learning. Finally, tasks can be enriched by adding security objectives such as anti-jamming and covert communications.

REFERENCES

- [1] U. Demirhan and A. Alkhateeb, “Integrated sensing and communication for 6G: Ten key machine learning roles,” *arXiv preprint arXiv:2208.02157*, 2022.
- [2] F. Liu, Y. Cui, C. Masouros, J. Xu, T. X. Han, Y. C. Eldar, and S. Buzzi, “Integrated sensing and communications: Toward dual-functional wireless networks for 6G and beyond,” *IEEE Journal on Selected Areas in Communications*, vol. 40, no. 6, pp. 1728–1767, 2022.

- [3] Y. Xiong, F. Liu, Y. Cui, W. Yuan, T. X. Han, and G. Caire, "On the fundamental tradeoff of integrated sensing and communications under gaussian channels," *IEEE Transactions on Information Theory*, vol. 69, no. 9, pp. 5723–5751, 2023.
- [4] Y. Cui, F. Liu, X. Jing, and J. Mu, "Integrating sensing and communications for ubiquitous iot: Applications, trends, and challenges," *IEEE Network*, vol. 35, no. 5, pp. 158–167, 2021.
- [5] Z. Du, F. Liu, W. Yuan, C. Masouros, Z. Zhang, S. Xia, and G. Caire, "Integrated sensing and communications for V2I networks: Dynamic predictive beamforming for extended vehicle targets," *IEEE Transactions on Wireless Communications*, 2022.
- [6] C. Liu, W. Yuan, S. Li, X. Liu, H. Li, D. W. K. Ng, and Y. Li, "Learning-based predictive beamforming for integrated sensing and communication in vehicular networks," *IEEE Journal on Selected Areas in Communications*, vol. 40, no. 8, pp. 2317–2334, 2022.
- [7] T. Erpek, T. J. O'Shea, Y. E. Sagduyu, Y. Shi, and T. C. Clancy, "Deep learning for wireless communications," *Development and Analysis of Deep Learning Architectures*, pp. 223–266, 2020.
- [8] J. M. Mateos-Ramos, J. Song, Y. Wu, C. Häger, M. F. Keskin, V. Yajnanarayana, and H. Wymeersch, "End-to-end learning for integrated sensing and communication," in *IEEE International Conference on Communications*, 2022, pp. 1942–1947.
- [9] C. Muth and L. Schmalen, "Autoencoder-based joint communication and sensing of multiple targets," in *26th International ITG Workshop on Smart Antennas and 13th Conference on Systems, Communications, and Coding*, 2023, pp. 1–6.
- [10] B. Guler and A. Yener, "Semantic index assignment," in *IEEE International Conference on Pervasive Computing and Communication (PERCOM) Workshops*, 2014.
- [11] D. Gündüz, Z. Qin, I. E. Aguerri, H. S. Dhillon, Z. Yang, A. Yener, K. K. Wong, and C.-B. Chae, "Beyond transmitting bits: Context, semantics, and task-oriented communications," *IEEE Journal on Selected Areas in Communications*, vol. 41, no. 1, pp. 5–41, 2022.
- [12] C. Chaccour, W. Saad, M. Debbah, Z. Han, and H. V. Poor, "Less data, more knowledge: Building next generation semantic communication networks," *arXiv preprint arXiv:2211.14343*, 2022.
- [13] H. Xie, Z. Qin, G. Y. Li, and B.-H. Juang, "Deep learning enabled semantic communication systems," *IEEE Transactions on Signal Processing*, vol. 69, pp. 2663–2675, 2021.
- [14] Y. E. Sagduyu, T. Erpek, S. Ulukus, and A. Yener, "Is semantic communications secure? a tale of multi-domain adversarial attacks," *arXiv preprint arXiv:2212.10438*, 2022.
- [15] Y. E. Sagduyu, S. Ulukus, and A. Yener, "Task-oriented communications for nextG: End-to-end deep learning and ai security aspects," *IEEE Wireless Communications*, vol. 30, no. 3, pp. 52–60, 2023.