

# DACBERT: Leveraging Dependency Agreement for Cost-Efficient Bert Pretraining

Martin Kuo, Jianyi Zhang, Yiran Chen  
Duke University

## Abstract

Building on the cost-efficient pretraining advancements brought about by Crammed BERT, we enhance its performance and interpretability further by introducing a novel pretrained model Dependency Agreement Crammed BERT (DACBERT) and its two-stage pretraining framework — Dependency Agreement Pretraining. This framework, grounded by linguistic theories, seamlessly weaves syntax and semantic information into the pretraining process. The first stage employs four dedicated submodels to capture representative dependency agreements at the chunk level, effectively converting these agreements into embeddings. The second stage uses these refined embeddings, in tandem with conventional BERT embeddings, to guide the pretraining of the rest of the model. Evaluated on the GLUE benchmark, our DACBERT demonstrates notable improvement across various tasks, surpassing Crammed BERT by 3.13% in the RTE task and by 2.26% in the MRPC task. Furthermore, our method boosts the average GLUE score by 0.83%, underscoring its significant potential. The pretraining process can be efficiently executed on a single GPU within a 24-hour cycle, necessitating no supplementary computational resources or extending the pretraining duration compared with the Crammed BERT. Extensive studies further illuminate our approach’s instrumental role in bolstering the interpretability of pretrained language models for natural language understanding tasks.

## 1 Introduction

Pretrained large natural language models, such as BERT (Devlin et al., 2018), RoBERTa (Liu et al., 2019), ALBERT (Lan et al., 2019), GPT (Radford et al., 2018) (Radford et al., 2019) (Brown et al., 2020) series models have become popular in many fields in recent years. These pretrained models obtain promising results in various downstream tasks, such as GLUE (Wang et al., 2018) and SQuAD

benchmarks (Rajpurkar et al., 2016). Usually, the process of pretraining large natural language models requires significant computational resources. Crammed BERT (Geiping and Goldstein, 2022) is a recent work to decrease the computational resources required for a large natural language model pretraining, which can finish the pretraining with a single GPU within one day. Although it can reach most of the compacity of the standard BERT, there is still a gap existing between the performance between Crammed BERT and standard BERT

To further enhance the performance of Crammed BERT and bolster the interpretability of pretrained language models, we introduce syntactic information into the pretraining process. Previous attempts to improve model performance have predominantly focused on the fine-tuning aspect of Pretrained Language Models (PLMs), neglecting the pretraining phase. For instance, (Bai et al., 2021) and (Zanzotto et al., 2020) incorporate syntax trees into fine-tuning a pretrained BERT model. Another study by (Vig, 2019) enables the visualization of attention information, allowing users to understand which input words are significant for the model’s behaviors. Nonetheless, a sole emphasis on the fine-tuning phase could inadvertently escalate the computational expenditure during the fine-tuning of PLMs. This is because the integration of syntactic information would need to be repeated each time the model is adapted to new downstream tasks, posing significant efficiency concerns.

Inspired by the linguistic study of (Thornbury, 2019) which indicates several advantages to learning languages in chunks instead of individual words, such as fluency and idiomaticity. Our methods instill the syntax and semantic information into the model’s pretraining process at the chunk level. We propose a two-stage framework, named Dependency Agreement Pretraining, as shown in Figure 1, that aligns with the concepts of The Lexical Approach (Lewis, 1993), depen-

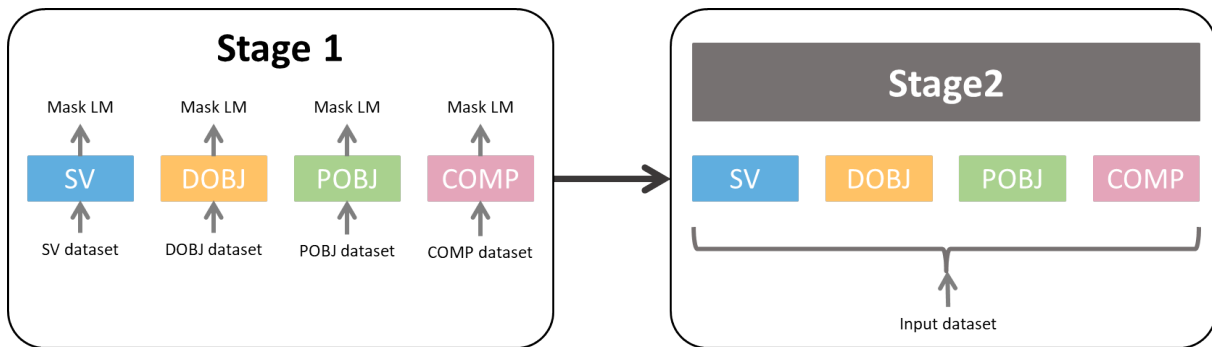


Figure 1: Two-stage Pretraining Framework for DACBERT. Left: Stage 1. Right: Stage 2

dependency grammar (De Marneffe and Nivre, 2019). In the first stage, we train four different submodels to learn the following important chunk-level agreements: subject/verb (SV), verb/direct object (DOBJ), verb/object of preposition agreement (POBJ), and complement (COMP). These submodels are grouped based on dependency grammar, and each submodel is pretrained on its corresponding agreement dataset at the chunk level. This process results in four pretrained agreement submodels at the end of the first stage. In the second stage, we combine these four pretrained agreement submodels to derive embeddings, which contain the syntax and semantic information, and incorporate them as inputs to other parts of the model.

- We propose the first framework that weaves syntactic information into the pretraining process, aligning with theories such as the Lexical Approach and dependency grammar.
- Our approach significantly boosts the performance of Crammed BERT on downstream tasks, yielding an increase of 0.83% for the average GLUE score, without requiring additional computational resources or time.
- Through rigorous empirical studies, we demonstrate that our framework notably improves the interpretability of pretrained language models, especially for natural language understanding tasks.

## 2 Related Work

### 2.1 Large Language Model

Large language models BERT (Devlin et al., 2018), RoBERTa (Liu et al., 2019), ALBERT (Lan et al., 2019), Megatron-LM (Shoeybi et al., 2019), T5 (Raffel et al., 2020) dominate many NLP benchmarks, such as GLUE (Wang et al., 2018) and

SQUAD (Rajpurkar et al., 2016). Although large language models have good results on NLP benchmarks, they require many computational resources and time to pretrain. For instance, pretraining a BERT model requires 16 TPU within 4 days, and pretraining T5 requires 16 TPUv3 within 1 day. Recently, research efforts have emerged to reduce the computational resources required for pretraining large language models. One notable example is Crammed BERT (Geiping and Goldstein, 2022), which employs cramming, a technique that enables training a language model using a single GPU within a day. Crammed BERT achieves this by disabling all biases of linear layers (Dayma et al., 2021), implementing scaled sinusoidal positional embeddings (Hua et al., 2022), and incorporating pre-normalization with Layer Norms (Baevski and Auli, 2018; Xiong et al., 2020).

### 2.2 Lexical Approach and Dependency Grammar

The Lexical Approach (Lewis, 1993) proposes that language is comprised of chunks and produces continuous coherent text. According to Schmitt (Schmitt, 2000), while the human brain can store a vast amount of information in long-term memory, short-term memory has limitations. As a result, it is easier for our brains to recall language information from chunks rather than individual words. (Thornbury, 2019) proposes that learning languages in chunks is beneficial in language learning.

Dependency grammar (De Marneffe and Nivre, 2019) is a grammatical structure based on the concept of dependency relations. It allows us to determine the hierarchical relationships between words in a sentence, identifying which words function as dependents or modifiers of others. By analyzing the dependency relations, we can gain insights into the syntactic structure of the sentence and under-

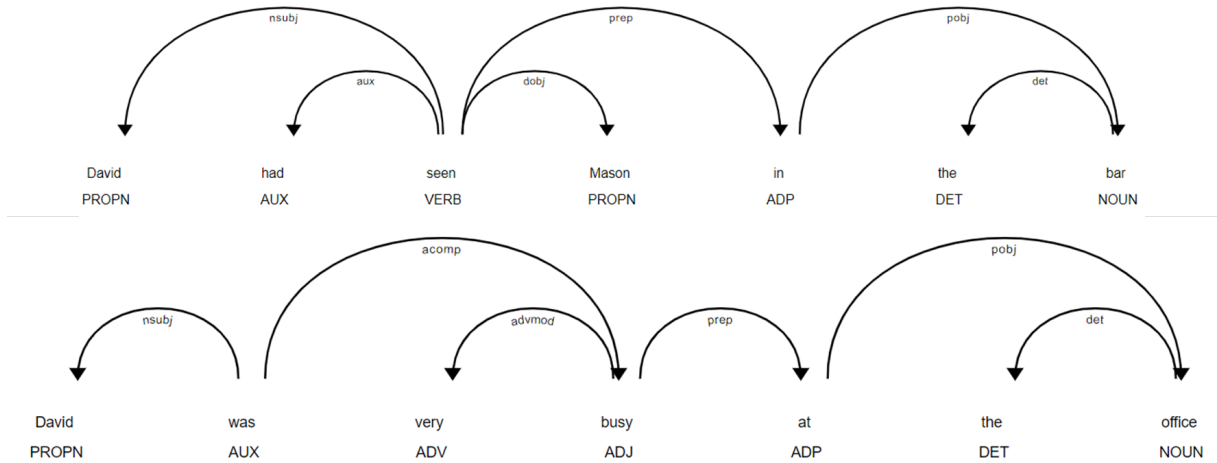


Figure 2: Dependency structure example: Top: Example 1. Down: Example 2

stand its meaning. In other words, the analysis of dependency relations enables us to identify words that are semantically closer to each other, capturing meaningful associations within the sentence.

### 3 Dependency Agreement BERT

**Overall Framework and Architecture** Dependency Agreement BERT consists of two stages. In the first stage, there are four agreement submodels that are pretrained individually. In the second stage, the submodels obtained from the first stage are combined with the subsequent models of the model for further pretraining.

In the first stage, we chunk a sentence into four different agreement types: SV, DOBJ, POBJ, and COMP. Subsequently, each agreement submodel is trained on its respective agreement dataset. For instance, the SV agreement submodel is trained on the SV dataset, and the DOBJ agreement submodel is trained on the DOBJ dataset.

In the second stage, we train the model by incorporating the four agreement submodels obtained from the first stage. After we have pretrained Dependency Agreement BERT, we proceed to fine-tune it for a supervised downstream task, such as GLUE (Wang et al., 2018).

#### 3.1 Stage 1: Pretrain the Dependency Agreement Submodels

Linguistic Agreement refers to the systematic co-variation of linguistic expressions (Cysouw, 2011). In essence, a sentence is composed of agreements, and each agreement carries its own meaning. Additionally, since we utilize dependency grammar to understand the relationships between words, we

consider dependency agreements as our chunking (Lewis, 1993) rule. We define four distinct types of dependency agreements: subject/verb (SV) agreement, verb/direct object (DOBJ) agreement, verb/object of preposition agreement (POBJ), and complement agreement (COMP).

##### 3.1.1 Detailed Agreement Rule

We use the spacy dependency parser (Honnibal and Montani, 2017) based on the rules presented in (Honnibal and Johnson, 2015) and (Nivre and Nilsson, 2005) to convert a sentence into a dependency structure, as illustrated in Figure 2. Then we can determine the dependency label of each word, indicating its connection to the root. The key concept behind identifying which words belong to specific agreements is to locate the starting index word and the ending index word based on their respective dependency labels. We then extract the words that fall within the span of the start and end index words, assigning them to the corresponding agreements according to our defined dependency agreement rules, outlined in Table 1. Now we introduce the details of each dependency agreement rule.

**Subject Verb Agreement (SV)** To implement the Subject Verb (SV) agreement, we identify words with SV dependency labels (e.g., nsubj, nsubjpass, csubj, csubjpass). Subsequently, we designate the head of these SV dependency words as the end index and the lowest index among the children with the continuous position of the SV dependency words as the start index.

**Direct Object Agreement (DOBJ)** To implement the Direct Object (DOBJ) agreement, we

Dependency Agreement	Dependency Label	Description	Example 1	Example 2
SV	nsubj	Nominal subject	Davis had seen	Davis was
	nsubjpass	Nominal subject (passive)		
	csubj	Clausal subject		
	csubjpass	Clausal subject (passive)		
DOBJ	dobj	Direct Object	seen Mason	
POBJ	pobj	Object of preposition	in the bar	at the office
COMP	acomp	Adjectival complement		was very busy
	xcomp	Open clausal complement		
	ccomp	Clausal complement		
	pcomp	Complement of preposition		
	attr	Attribute		

Table 1: The rule for grouping Dependency Agreement

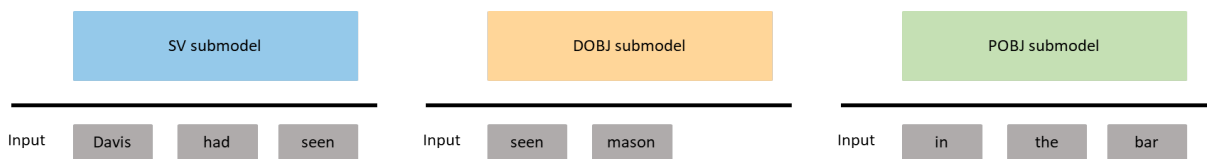


Figure 3: Stage 1: Training of Dependency Agreement Submodels: Train each agreement submodel using its corresponding agreement dataset.

identify words with DOBJ dependency labels (e.g. dobj). Subsequently, we designate the head of these DOBJ dependency words as the end index and the lowest index among the children with the continuous position of the DOBJ dependency words as the start index.

**Object of Preposition Agreement (POBJ)** To implement the Object of Preposition (POBJ) agreement, we identify words with POBJ dependency labels (e.g. pobj). Subsequently, we designate the head of these POBJ dependency words as the end index and the lowest index with the continuous position among the children of the POBJ dependency words as the start index.

**Complement Agreement (COMP)** To implement the Complement (COMP) agreement, we identify words with COMP dependency labels (e.g. acomp, xcomp, ccomp, pcomp, attr). Subsequently, we designate the head of these COMP dependency words as the end index and the lowest index among the children with the continuous position of the COMP dependency words as the start index.

### 3.1.2 Dependency Agreement Submodels Training

After we have extracted different words into their respective agreements, we proceed to train each agreement’s submodel (e.g., SV, DOBJ, POBJ,

Submodel	Max Input Length	Percentile
SV	19	98%
DOBJ	21	96%
POBJ	10	98%
COMP	23	97%

Table 2: Agreement model input length: we analyze the length of each agreement in bookcorpus-wikipedia dataset (Zhu et al., 2015) (Foundation) and configure the maximum input length for each agreement to accommodate over 95% of the chunks, ensuring they fall within this specified length.

COMP), as depicted in Figure 3. The architecture of each agreement’s submodel is based on cramming (Geiping and Goldstein, 2022) with two layers. The input words for each agreement’s submodel are the words extracted based on the agreement rules. Additionally, each agreement’s submodel has a different maximum input length, as specified in Table 2. If the sequence length exceeds the maximum input length, we truncate the sequence accordingly. At last, we train our agreement’s submodels by using a “masked language model” (MLM) pre-training objective (Devlin et al., 2018). By the end of stage 1, we obtain four distinct submodels (e.g. SV, DOBJ, POBJ, COMP).

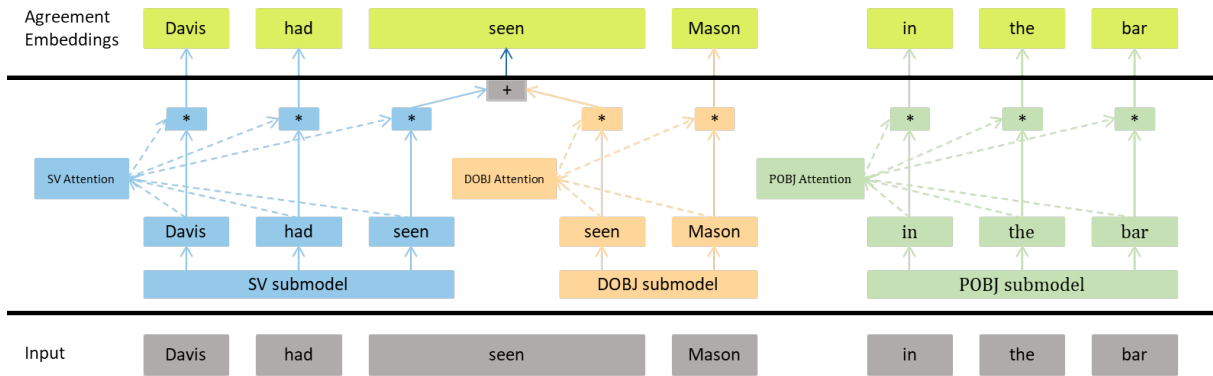


Figure 4: Dependency Agreement embedding generation in Stage 2

### 3.2 Stage 2: Combine Dependency Agreement Submodel

We use the four agreement submodels (SV, DOBJ, POBJ, COMP) to generate agreement embeddings, as demonstrated in Figure 4. Firstly, we apply our agreement rule to determine which words belong to which agreement. Then, we pass those words through their corresponding agreement submodel. Subsequently, we multiply the output of each agreement submodel by the corresponding agreement attention score. Next, we gather the resulting output vectors to form our agreement embedding. At last, we apply Layer Norms (Baevski and Auli, 2018; Xiong et al., 2020) to the agreement embedding.

Next, we combine the agreement embedding with the token embedding and positional embedding to form the input embedding for the second stage model, using the architecture based on Crammed BERT (Geiping and Goldstein, 2022). Then, we train the model with the “masked language model” (MLM) pre-training objective.

## 4 Experiments

### 4.1 Dataset

**Pretraining dataset** Because of the limited computational resources, we use the bookcorpus (Zhu et al., 2015) and Wikipedia (20220301.en) dataset (Foundation) for the pretraining of our framework. BookCorpus contains 74,004,228 sentences extracted from over 11,000 books covering various genres. Wikipedia (20220301.en) dataset contains 6,458,670 pages of Wikipedia. Firstly, we apply the agreement rule (as described in Section 3.1.1) to the bookcorpus and Wikipedia (20220301.en) dataset, classifying words into four distinct subdatasets (e.g. SV, DOBJ, POBJ, COMP). This chunking process is performed using the spacy de-

pendency parser (Honnibal and Montani, 2017) and the definition of agreement (Cysouw, 2011).

**Finetuning dataset** We use GLUE (Wang et al., 2018) as our fine-tuning dataset, which includes several natural language understanding tasks.

### 4.2 Implementation Details

**Dependency Agreement BERT** In our framework’s first stage pretraining, we train each submodel (e.g., SV, DOBJ, POBJ, COMP) using its corresponding subdataset. Each submodel follows a 2-layer architecture based on Crammed BERT (Geiping and Goldstein, 2022) and applies the FLASH mechanism (Dao et al., 2022). We set the micro-batch size to 128 and accumulate it into larger batch sizes of 4096. Training for each submodel is performed using a triangular learning rate scheduler (Geiping and Goldstein, 2022), commencing with a learning rate of 25e-5 and training for one epoch. Additionally, we employ the WordPiece tokenizer with a vocabulary size of 32768 (Wu et al., 2016).

In our framework’s second-stage pretraining, we combine these four 2-layer submodels, followed by the Stage 2 submodel which has 14 layers of architecture based on Crammed BERT (Geiping and Goldstein, 2022) and utilizing the FLASH mechanism (Dao et al., 2022), resulting in a whole model of 16 layers. We adopt the same batch size as Stage 1. The training of the model employs a triangular learning rate scheduler (Geiping and Goldstein, 2022), starting with a learning rate of 25e-5 and completing the training within 24 hours. The entire framework is pretrained on the bookcorpus (Zhu et al., 2015) and Wikipedia (20220301.en) dataset (Foundation).

**Baselines** We adopt the Crammed BERT (Geiping and Goldstein, 2022) as the baseline to verify our



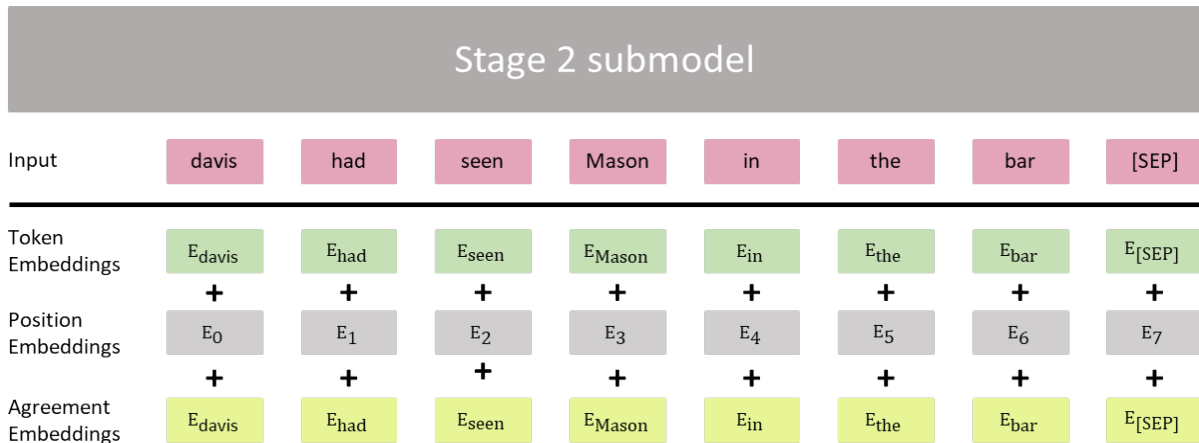


Figure 5: Stage 2 model is based on Crammed BERT architecture

	SV	DOBJ	POBJ	COMP
Dataset size	35M	35M	35M	35M
Acc(%)	38	36	43	43

Table 3: Summary of Pretraining Stage 1

framework which includes the syntactic information into the pretraining process can improve the performance of the original pretraining of crammed BERT. We configure it with 16 layers and employ the FLASH mechanism (Dao et al., 2022). We utilize the same triangular learning rate scheduler and batch size.

Moreover, to compare with other approaches which incorporate syntax information into the finetuning, we implement Syntax Crammed BERT as another representative baseline, which incorporates the syntax tree information into the finetuning of a pretrained Crammed BERT, setting the num\_masks parameter to 1.

**Finetuning settings** During the finetuning phase, we perform finetuning on all GLUE datasets for 5 epochs with 16 as batch size, employing a cosine decay learning rate scheduler. The initial learning rates are determined through a grid search spanning from  $1e-4$  to  $9e-5$ .

### 4.3 Evaluating Stage 1& Stage 2 Pretraining

In the first stage of our methodology, we compile datasets for each agreement category with 35 million chunks. The MLM accuracy for these datasets is summarized in Table 3. As indicated, the MLM accuracy figures are not particularly high, an expected outcome due to the increased word combinations inherent in the chunk-level analysis compared

to sentence-level. To illustrate, consider a Subject-Verb (SV) agreement where 'Tom' is the subject, and the verb is masked. In such a case, both 'Tom eats' and 'Tom runs' would be plausible completions. Besides, subsequent results from Stage 2 pretraining and fine-tuning indicate that an MLM accuracy of around 40% at Stage 1 is sufficient.

Figure 6 presents the MLM accuracy and loss in Stage 2. Evidently, DACBERT outperforms crammed BERT on both measures, endorsing the efficacy of our Stage 1 pretraining and the four agreement submodels.

### 4.4 Evaluating Finetuning on GLUE

We evaluate Crammed BERT, Syntax Crammed BERT, and Dependency Agreement BERT on the GLUE dataset using three different random seeds. The average evaluation results are presented in Table 4. The results from Table 4 demonstrate that our framework exhibits superior performance in specific tasks. For example, in the RTE task, our framework surpasses Crammed BERT by 3.13%, and in the MRPC task, it outperforms Crammed BERT by 2.26%. Furthermore, our framework outperforms Crammed BERT in 7 out of 8 downstream tasks and achieves an average GLUE score improvement of 0.83%. Contrastingly, the underperformance of Syntax Crammed BERT could be attributed to the intrinsic removal bias within Crammed BERT, which potentially obstructs the efficient deployment of syntax trees during finetuning.

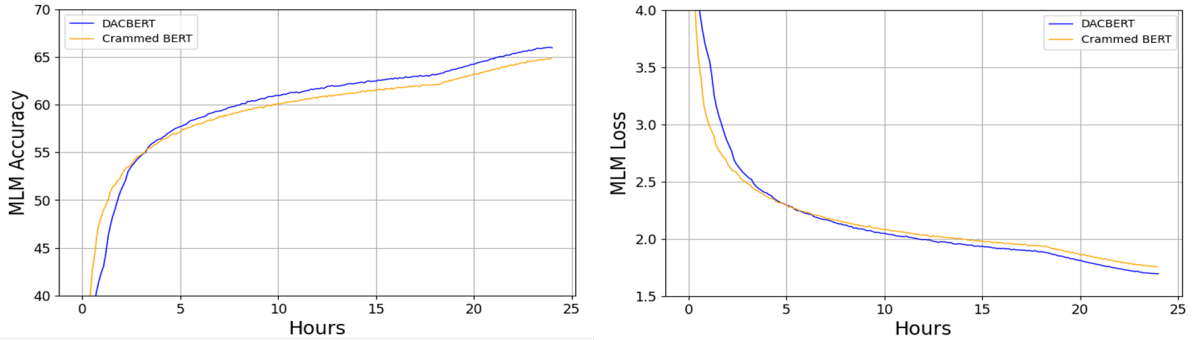


Figure 6: Summary of Pretraining Stage 2. Left: MLM Accuracy. Right: MLM loss

	Crammed BERT	Syntax Crammed BERT	DACBERT (ours)
RTE	$54.39 \pm 1.269$	$54.63 \pm 1.460$	<b><math>57.52 \pm 1.362</math></b>
CoLA	$41.53 \pm 0.191$	$15.01 \pm 2.376$	<b><math>42.48 \pm 1.145</math></b>
MRPC	$84.70 \pm 0.070$	$81.62 \pm 0.357$	<b><math>86.96 \pm 0.440</math></b>
MNLI(m/mm)	$81.85 \pm 0.061 / 82.21 \pm 0.447$	$79.09 \pm 0.585 / 79.24 \pm 0.005$	<b><math>81.87 \pm 0.119 / 82.24 \pm 0.266</math></b>
QQP	$86.78 \pm 0.101$	$85.67 \pm 0.159$	<b><math>86.93 \pm 0.102</math></b>
SST-2	$91.59 \pm 1.172$	$88.61 \pm 0.827$	<b><math>91.74 \pm 0.46</math></b>
STSB	$84.13 \pm 0.615$	$81.44 \pm 0.891$	<b><math>85.10 \pm 0.521</math></b>
QNLI	<b><math>89.48 \pm 0.13</math></b>	$84.62 \pm 0.503$	$89.32 \pm 0.170$
GLUE	$77.41 \pm 0.223$	$72.21 \pm 0.192$	<b><math>78.24 \pm 0.109</math></b>

Table 4: Comparison in GLUE-dev performance between Crammed BERT, Syntax Crammed BERT, Dependency Agreement Crammed BERT (DACBERT)

## 4.5 Evaluating Interpretability via Ablation Analysis.

### 4.5.1 Submodel Significance

To assess the importance of each agreement submodel, we conduct an ablation study where we remove individual agreement submodels from different GLUE downstream tasks. We then compare the drop-off rate in accuracy for each downstream task when specific agreement submodels are removed, as depicted in Figure 7. The higher the drop-off rate in accuracy after removing a specific agreement submodel, the more significant that submodel is for the task.

In Figure 7, when all agreement submodels are present during the fine-tuning stage, the percentage of downstream task performance is 100%. If we remove a specific agreement submodel, the corresponding downstream task’s accuracy will drop by x%, and Figure 7 will display the remaining accuracy percentage (100-x%) for that task.

Figure 7 illustrates that the SV agreement submodel is crucial for all downstream tasks. This is expected since SV represents the core of a sentence. Additionally, Figure 7 highlights the significance of the SV and DOBJ submodels in the RTE task.

RTE task is required to gather information related to "Who" and "What" (Hart, 2002). The SV submodel enables the model to understand the subject performing an action, while the DOBJ submodel provides information about the object of the action. Hence, it is logical that the SV and DOBJ submodels play crucial roles in the RTE task.

### 4.5.2 Submodel Attention Case Study

We approach framework interpretation from chunks perspective. Specifically, we select a sentence from the RTE task: "<cls> while bush was in the air, the white house was evacuated, with many employees running away from the premises on orders from secret service agents. <sep> the u. s. military evacuated u. s. citizens. <sep>" This sentence is depicted in Figure 8, in which the first sentence represents the original sentence, the second sentence illustrates the sentence from the SV perspective, the third sentence showcases the sentence from the DOBJ perspective, the fourth sentence presents the sentence from the POBJ perspective, and the fifth sentence demonstrates the sentence from the COMP perspective. Moreover, text highlighted in darker color indicates a higher attention score on the corresponding text. In the selected sentence,

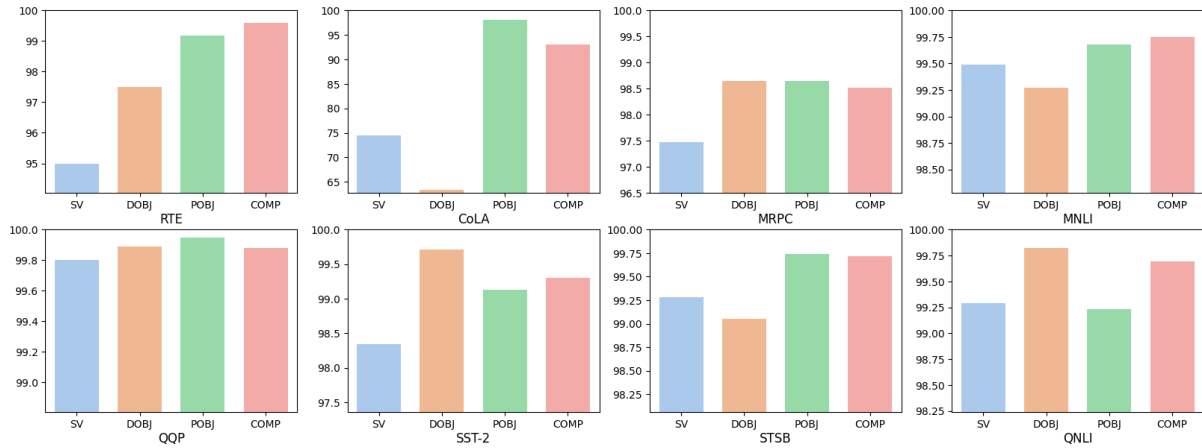


Figure 7: Dependency Agreement Submodel Ablation Studies

<cls> while bush was in the air, the white house was evacuated, with many employees running away from the premises on orders from secret service agents. <sep> the u. s. military evacuated u. s. citizens. <sep>

<cls> while bush was in the air, the white house was evacuated, with many employees running away from the premises on orders from secret service agents. <sep> the u. s. military evacuated u. s. citizens. <sep>

<cls> while bush was in the air, the white house was evacuated, with many employees running away from the premises on orders from secret service agents. <sep> the u. s. military evacuated u. s. citizens. <sep>

<cls> while bush was in the air, the white house was evacuated, with many employees running away from the premises on orders from secret service agents. <sep> the u. s. military evacuated u. s. citizens. <sep>

<cls> while bush was in the air, the white house was evacuated, with many employees running away from the premises on orders from secret service agents. <sep> the u. s. military evacuated u. s. citizens. <sep>

Figure 8: Sentence Dependency Agreement Ablation

"evacuated" and "who is evacuated" are the most essential part of determining whether the first sentence entails the second sentence.

As shown in Figure 8, the SV agreement submodel focuses on the word "evacuated" in both the first and second sentences. The DOBJ agreement submodel emphasizes the word "evacuated" and "u.s." in the second sentence. It is reasonable for the submodels to concentrate on these words as they are crucial for understanding the meaning of the selected sentence. In contrast, the COMP agreement submodel assigns a low attention score to words that are deemed less important. For instance, the phrase "with many employees running" is not relevant to the determination of entailment. Similarly, the POBJ agreement submodel focuses on words that are not essential. Therefore, this case study aligns with the observations presented in Figure 7, where the relative order of significance in the RTE task is SV, followed by DOBJ, then POBJ, and finally COMP.

## 5 Conclusion

We introduced Dependency Agreement BERT, as well a two-stage pertaining framework that aligns with principles of The Lexical Approach and dependency grammar. As evident from our evaluation on the GLUE benchmark, DACBERT shows considerable enhancements across several tasks without requiring additional computational power or extending the pretraining period. Further examinations elucidate the pivotal role our approach plays in heightening the interpretability for natural language understanding tasks. As for future work, we aim to scale our framework to accommodate larger language models such as T5 (Raffel et al., 2020) and GPT (Radford et al., 2018), while also exploring its potential with more expansive datasets.

## References

Alexei Baevski and Michael Auli. 2018. Adaptive input representations for neural language modeling. *arXiv*



- preprint *arXiv:1809.10853*.
- Jiangang Bai, Yujing Wang, Yiren Chen, Yaming Yang, Jing Bai, Jing Yu, and Yunhai Tong. 2021. Syntaxbert: Improving pre-trained transformers with syntax trees. *arXiv preprint arXiv:2103.04350*.
- Tom Brown, Benjamin Mann, Nick Ryder, Melanie Subbiah, Jared D Kaplan, Prafulla Dhariwal, Arvind Neelakantan, Pranav Shyam, Girish Sastry, Amanda Askell, et al. 2020. Language models are few-shot learners. *Advances in neural information processing systems*, 33:1877–1901.
- Michael Cysouw. 2011. [Very atypical agreement indeed](#). *Theoretical Linguistics*, 37(3-4):153–160.
- Tri Dao, Dan Fu, Stefano Ermon, Atri Rudra, and Christopher Ré. 2022. Flashattention: Fast and memory-efficient exact attention with io-awareness. *Advances in Neural Information Processing Systems*, 35:16344–16359.
- Boris Dayma, Suraj Patil, Pedro Cuenca, Khalid Saifullah, Tanishq Abraham, Phuc Le Khac, Luke Melas, and Ritobrata Ghosh. 2021. [Dall e mini](#).
- Marie-Catherine De Marneffe and Joakim Nivre. 2019. Dependency grammar. *Annual Review of Linguistics*, 5:197–218.
- Jacob Devlin, Ming-Wei Chang, Kenton Lee, and Kristina Toutanova. 2018. Bert: Pre-training of deep bidirectional transformers for language understanding. *arXiv preprint arXiv:1810.04805*.
- Wikimedia Foundation. [Wikimedia downloads](#).
- Jonas Geiping and Tom Goldstein. 2022. Cramming: Training a language model on a single gpu in one day. *arXiv preprint arXiv:2212.14034*.
- Geoff Hart. 2002. The five w’s of online help systems. *Geoff Hart*.
- Matthew Honnibal and Mark Johnson. 2015. An improved non-monotonic transition system for dependency parsing. In *Proceedings of the 2015 conference on empirical methods in natural language processing*, pages 1373–1378.
- Matthew Honnibal and Ines Montani. 2017. spaCy 2: Natural language understanding with Bloom embeddings, convolutional neural networks and incremental parsing. To appear.
- Weizhe Hua, Zihang Dai, Hanxiao Liu, and Quoc Le. 2022. [Transformer quality in linear time](#). In *Proceedings of the 39th International Conference on Machine Learning*, volume 162 of *Proceedings of Machine Learning Research*, pages 9099–9117. PMLR.
- Zhenzhong Lan, Mingda Chen, Sebastian Goodman, Kevin Gimpel, Piyush Sharma, and Radu Soricut. 2019. Albert: A lite bert for self-supervised learning of language representations. *arXiv preprint arXiv:1909.11942*.
- Michael Lewis. 1993. *The lexical approach*, volume 1. Language teaching publications Hove.
- Yinhan Liu, Myle Ott, Naman Goyal, Jingfei Du, Mandar Joshi, Danqi Chen, Omer Levy, Mike Lewis, Luke Zettlemoyer, and Veselin Stoyanov. 2019. Roberta: A robustly optimized bert pretraining approach. *arXiv preprint arXiv:1907.11692*.
- Joakim Nivre and Jens Nilsson. 2005. [Pseudo-projective dependency parsing](#). In *Proceedings of the 43rd Annual Meeting of the Association for Computational Linguistics (ACL’05)*, pages 99–106, Ann Arbor, Michigan. Association for Computational Linguistics.
- Alec Radford, Karthik Narasimhan, Tim Salimans, Ilya Sutskever, et al. 2018. Improving language understanding by generative pre-training. *OpenAI blog*.
- Alec Radford, Jeffrey Wu, Rewon Child, David Luan, Dario Amodei, Ilya Sutskever, et al. 2019. Language models are unsupervised multitask learners. *OpenAI blog*, 1(8):9.
- Colin Raffel, Noam Shazeer, Adam Roberts, Katherine Lee, Sharan Narang, Michael Matena, Yanqi Zhou, Wei Li, and Peter J Liu. 2020. Exploring the limits of transfer learning with a unified text-to-text transformer. *The Journal of Machine Learning Research*, 21(1):5485–5551.
- Pranav Rajpurkar, Jian Zhang, Konstantin Lopyrev, and Percy Liang. 2016. Squad: 100,000+ questions for machine comprehension of text. *arXiv preprint arXiv:1606.05250*.
- Norbert Schmitt. 2000. [Key concepts in elt](#). *Elt Journal*, 54:400–401.
- Mohammad Shoeybi, Mostofa Patwary, Raul Puri, Patrick LeGresley, Jared Casper, and Bryan Catanzaro. 2019. Megatron-lm: Training multi-billion parameter language models using model parallelism. *arXiv preprint arXiv:1909.08053*.
- Scott Thornbury. 2019. Learning language in chunks. In *Cambridge: Cambridge University Press*.
- Jesse Vig. 2019. A multiscale visualization of attention in the transformer model. *arXiv preprint arXiv:1906.05714*.
- Alex Wang, Amanpreet Singh, Julian Michael, Felix Hill, Omer Levy, and Samuel R Bowman. 2018. Glue: A multi-task benchmark and analysis platform for natural language understanding. *arXiv preprint arXiv:1804.07461*.
- Yonghui Wu, Mike Schuster, Zhifeng Chen, Quoc V Le, Mohammad Norouzi, Wolfgang Macherey, Maxim Krikun, Yuan Cao, Qin Gao, Klaus Macherey, et al. 2016. Google’s neural machine translation system: Bridging the gap between human and machine translation. *arXiv preprint arXiv:1609.08144*.

Ruibin Xiong, Yunchang Yang, Di He, Kai Zheng, Shuxin Zheng, Chen Xing, Huishuai Zhang, Yanyan Lan, Liwei Wang, and Tiejian Liu. 2020. On layer normalization in the transformer architecture. In *International Conference on Machine Learning*, pages 10524–10533. PMLR.

Fabio Massimo Zanzotto, Andrea Santilli, Leonardo Ranaldi, Dario Onorati, Pierfrancesco Tommasino, and Francesca Fallucchi. 2020. Kermit: Complementing transformer architectures with encoders of explicit syntactic interpretations. In *Proceedings of the 2020 conference on empirical methods in natural language processing (EMNLP)*, pages 256–267.

Yukun Zhu, Ryan Kiros, Rich Zemel, Ruslan Salakhutdinov, Raquel Urtasun, Antonio Torralba, and Sanja Fidler. 2015. Aligning books and movies: Towards story-like visual explanations by watching movies and reading books. In *The IEEE International Conference on Computer Vision (ICCV)*.