

DA-Cramming: Enhancing Cost-Effective Language Model Pretraining with Dependency Agreement Integration

Martin Kuo, Jianyi Zhang, Dongting Li, Yiran Chen

Center for Computational Evolutionary Intelligence, Duke University

Abstract

Pretraining language models is still a challenge for many researchers due to its substantial computational costs. As such, there is growing interest in developing more affordable pretraining methods. One notable advancement in this area is the *Cramming* technique (Geiping and Goldstein, 2022), which enables the pretraining of BERT-style language models using just one GPU in a single day. Building on this innovative approach, we introduce the *Dependency Agreement Cramming* (DA-Cramming), an efficient framework that integrates information about dependency agreements into the pretraining process. Unlike existing methods that leverage similar semantic information during *finetuning*, our approach represents a pioneering effort focusing on enhancing the foundational language understanding with semantic information during *pretraining*. We meticulously design a dual-stage pretraining workflow with four dedicated submodels to capture representative dependency agreements at the chunk level, effectively transforming these agreements into embeddings to benefit the pretraining. Extensive empirical results demonstrate that our method significantly outperforms previous methods across various tasks.

1 Introduction

Pretrained language models, such as BERT (Devlin et al., 2018), RoBERTa (Liu et al., 2019), ALBERT (Lan et al., 2019), and GPT series (Radford et al., 2018, 2019; Brown et al., 2020), have recently become prominent across various natural language processing (NLP) tasks. However, the pretraining of these models typically requires substantial computational resources, making them inaccessible to many researchers and practitioners (Geiping and Goldstein, 2022). To address this challenge, there has been growing interest in developing more affordable pretraining methods that can operate under limited GPU resources. A notable example is

the *Cramming* technique (Geiping and Goldstein, 2022), which explores the feasibility of pretraining BERT on a single GPU within a day. By refining model components—such as eliminating biases from linear layers and adopting scaled sinusoidal positional embeddings—this approach achieves efficient pretraining without sacrificing model size.

Although the *Cramming* technique approaches the performance levels of standard pretraining on BERT, a performance gap still remains. To further narrow this gap and enhance the interpretability of pretraining, we incorporate semantic information, the dependency agreement, into the pretraining to capture linguistic relationships more effectively. Notably, while previous efforts have introduced similar syntactic or semantic information during the fine-tuning phase (Bai et al., 2021; Zanzotto et al., 2020), they neglect the critical pretraining phase, where foundational language understanding is developed. For instance, (Bai et al., 2021) and (Zanzotto et al., 2020) incorporate syntax trees into fine-tuning a pretrained BERT model. Another study by (Vig, 2019) enables the visualization of attention information to understand which words are semantically significant for the model’s behaviors.

In contrast, our framework, termed *Dependency Agreement Cramming* (DA-Cramming), integrates the syntactic and semantic insights from the start of pretraining. Inspired by the Lexical Approach (Lewis, 1993) and dependency grammar (De Marneffe and Nivre, 2019), our dual-stage framework emphasizes language learning in chunks—such as subject-verb and verb-object relations—rather than individual words, thereby enhancing fluency and idiomatic expression. In the first stage, we train submodels to generate embeddings that encapsulate these syntactic and semantic relationships, which subsequently benefits the language model during the second stage of pretraining.

Our contribution can be summarized as follows,

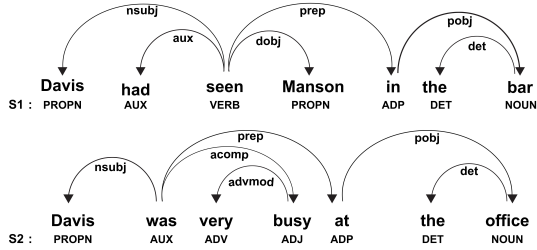


Figure 1: Examples of dependency structures of two sentences (Left: Example 1. Right: Example 2).

- We propose the first framework that weaves syntactic information into the pretraining process, aligning with theories such as the Lexical Approach and dependency grammar.
- Our approach significantly boosts the performance of Cramming on downstream tasks, yielding an increase of 1.06% for the average GLUE score, without requiring additional computational resources on GPUs.
- Our framework improves the interpretability of pretrained language models, especially for natural language understanding tasks.

2 Dependency Agreement Cramming

2.1 Dependency Agreement Rule

Dependency grammar (De Marneffe and Nivre, 2019) is a grammatical structure based on the concept of dependency relations. We use the spacy dependency parser (Honnibal and Montani, 2017) based on the rules presented in (Honnibal and Johnson, 2015) and (Nivre and Nilsson, 2005) to convert sentences into dependency structure, as illustrated in Figure 1. Then we determine the dependency agreement, based on the definition of agreement (Cysouw, 2011), for each word following our defined grouping rules in Table 1. We define four distinct types of dependency agreements: subject/verb (SV) agreement, verb/direct object (DOBJ) agreement, verb/object of preposition agreement (POBJ), and complement agreement (COMP).

The grouping operation is grounded in the Lexical Approach, as proposed by Lewis (Lewis, 1993), which suggests that language consists of ‘chunks’ that enable the production of continuous and coherent text. This concept has been substantiated by subsequent research, such as that by Schmitt (Schmitt, 2000), which demonstrates that it is more cognitively efficient for our brains to recall language information in chunks rather than as individ-

Dependency Agreement	Grammar	Description	Example 1	Example 2
SV	nsubj	Nominal subject	Davis had seen	Davis was
	nsubjpass	Nominal subject (passive)		
	csubj	Clausal subject		
	csubjpass	Clausal subject (passive)		
DOBJ	dobj	Direct Object	seen Mason	
POBJ	pobj	Object of preposition	in the bar	at the office
COMP	acomp	Adjectival complement		was very busy
	xcomp	Open clausal complement		
	ccomp	Clausal complement		
	pcomp	Complement of preposition		
	attr	Attribute		

Table 1: The rule for grouping Dependency Agreement (SV, DOBJ, POBJ, COMP) is based on dependency grammar and the Lexical Approach.

ual words. Furthermore, Scott (Thornbury, 2019) has found that learning languages in chunks benefits the language acquisition.

2.2 Stage 1: Pretrain the Dependency Agreement Submodels



Figure 2: The Stage 1 of DA-cramming. Train each dependency agreement submodel using its corresponding agreement dataset.

In the initial stage, we segment each sentence for pretraining into four distinct agreement types: SV, DOBJ, POBJ, and COMP, creating corresponding sub-datasets for each type. Each agreement submodel, tailored to its specific dataset, is trained using a two-layer architecture based on the Crammed Bert (Geiping and Goldstein, 2022). The inputs to these submodels are words categorized by predefined agreement rules. The training employs a ‘masked language model’ (MLM) pre-training objective (Devlin et al., 2018) for each submodels.

2.3 Stage 2: Combine Dependency Agreement Submodels

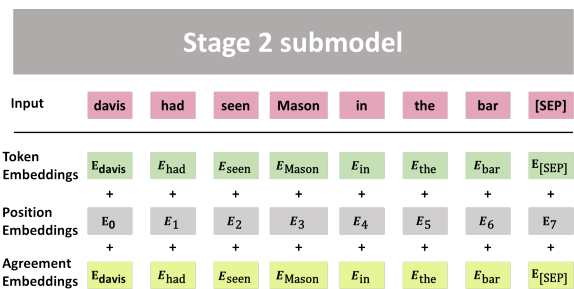


Figure 3: Stage 2 model is based on Crammed BERT architecture

The second stage utilizes the four trained agreement submodels to generate robust agreement em-

beddings. After applying agreement rules to a tokenized input sequence $T = (T_0, T_1, \dots, T_{L-1})$, where L denotes the input’s maximum length, each word is processed through its corresponding submodel. The outputs are then weighted by their respective agreement attention scores and aggregated to form the agreement embedding, which is normalized using Layer Norms (Baevski and Auli, 2018; Xiong et al., 2020): $Agr(T) =$

$$\text{LayerNorm}(\text{Attn}(\text{SV}(T)) + \text{Attn}(\text{DOBJ}(T)) \\ + \text{Attn}(\text{POBJ}(T)) + \text{Attn}(\text{COMP}(T))).$$

Then, this agreement embedding is integrated with token and positional embeddings to construct the composite input embedding for the second stage model, which has the same architecture as Crammed BERT (Geiping and Goldstein, 2022):

$$\text{Embed}(T) = \text{Token}(T) + \text{Pos}(T) + \text{Agr}(T),$$

where Token , Pos , and Agr correspond to the Token embedding, Positional embedding, Agreement embedding. Then, we train the model with the MLM objective.

3 Experiments

3.1 Implementation Details

Dataset We use the Bookcorpus (Zhu et al., 2015) and Wikipedia (20220301.en) datasets (Foundation) for the pretraining of our framework. Firstly, we apply the agreement rule (as described in Section 2.1) to these datasets, classifying words into four distinct subdatasets (i.e. SV, DOBJ, POBJ, COMP). We utilize these four subdatasets to train each submodel during our framework’s first stage pretraining. Then we adopt the original datasets for the stage 2 pretraining. We use GLUE (Wang et al., 2018) as our finetuning dataset and evaluation benchmark, which includes several natural language understanding tasks.

DA-Cramming & Baselines In the first stage pretraining, each submodel follows a 2-layer architecture based on Crammed BERT (Geiping and Goldstein, 2022) and applies the FLASH mechanism (Dao et al., 2022). In our framework’s second-stage pretraining, we combine these four 2-layer submodels, followed by the Stage 2 submodel which has 14 layers of architecture based on Crammed BERT (Geiping and Goldstein, 2022) and utilizing the FLASH mechanism, resulting in

a whole model of 16 layers, same as Crammed BERT. More pretraining details are in the appendix Section A.1.

We adopt the Crammed BERT (Geiping and Goldstein, 2022), its pretraining details is in the appendix section A.1, as the main baseline to verify our framework which includes the syntactic information into the pretraining process can improve the performance of pretraining. Moreover, to compare with other approaches which incorporate syntax information into the fine-tuning, we implement Syntax Crammed BERT (Bai et al., 2021) and Crammed BERT + KERMIT (Zanzotto et al., 2020) as other representative baselines, which incorporate the syntax tree information into the finetuning of Crammed BERT.

3.2 Evaluating Finetuning on GLUE

We evaluate Crammed BERT, Syntax Crammed BERT, Crammed BERT + KERMIT, and our DA-Crammed BERT on the GLUE dataset using three different random seeds. The detailed finetuning settings are in the appendix Section A.1. The average evaluation results are presented in Table 2. The results demonstrate that our framework exhibits superior performance in specific tasks. For example, in the RTE task, our framework surpasses Crammed BERT by 3.13%, and in the MRPC task, it outperforms Crammed BERT by 2.26%. Furthermore, our framework outperforms Crammed BERT in 7 out of 8 downstream tasks and achieves an average GLUE score improvement of 0.83%. Contrastingly, the underperformance of Syntax Crammed BERT could be attributed to mechanism of Crammed BERT, which potentially obstructs the efficient deployment of syntax trees during fine-tuning. Besides, our DA-Crammed BERT also outperforms Crammed BERT + KERMIT.

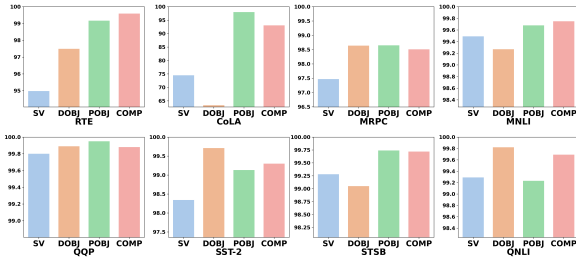
3.3 Ablation Studies and Additional Analysis

3.3.1 Evaluating Advanced Finetuning Method

We aim to investigate whether applying a finetuning method, which lacks a relationship with syntactic knowledge, can improve the performance of our method further on downstream tasks. Therefore, we implemented the SMART (Jiang et al., 2019) — a more advanced finetuning technique, using the GLUE dataset and initializing it with three distinct random seeds. The aggregated results consistently indicate that with the finetuning method

	RTE	CoLA	MRPC	MNLI(m/mm)	QQP	SST-2	STSB	QNLI	GLUE
Crammed BERT	54.39 ± 1.269	41.53 ± 0.191	84.70 ± 0.070	81.85 ± 0.061 / 82.21 ± 0.447	86.78 ± 0.101	91.59 ± 1.172	84.13 ± 0.615	89.48 ± 0.13	77.41 ± 0.223
Syntax Crammed BERT	54.63 ± 1.460	15.01 ± 2.376	81.62 ± 0.357	79.09 ± 0.585 / 79.24 ± 0.005	85.67 ± 0.159	88.61 ± 0.827	81.44 ± 0.891	84.62 ± 0.503	72.21 ± 0.192
Crammed BERT + KERMIT	53.43 ± 0.360	41.72 ± 0.852	84.90 ± 0.541	-	86.74 ± 0.015	91.97 ± 1.65	82.91 ± 0.325	-	66.69 ± 0.146
DA-Crammed BERT (ours)	57.52 ± 1.362	42.48 ± 1.145	86.96 ± 0.440	81.87 ± 0.119 / 82.24 ± 0.266	86.93 ± 0.102	91.74 ± 0.46	85.10 ± 0.521	89.32 ± 0.170	78.24 ± 0.109
Crammed BERT + SMART	55.72 ± 0.755	41.2 ± 1.091	86.94 ± 0.382	82.82 ± 0.046 / 82.88 ± 0.083	87.61 ± 0.171	92.51 ± 0.173	85.25 ± 0.327	90.16 ± 0.14	78.34 ± 0.209
DA-Crammed BERT + SMART (ours)	58.12 ± 0.99	44.23 ± 1.23	87.36 ± 0.375	82 ± 0.045 / 82.92 ± 0.083	87.73 ± 0.159	92.52 ± 0.19	85.42 ± 0.37	89.97 ± 0.121	78.92 ± 0.189

Table 2: GLUE-dev performance.



(a) Submodel Significance Analysis

<cls> while bush was in the air, the white house was evacuated, with many employees running away from the premises on orders from secret service agents. <sep> the u. s. military evacuated u. s. citizens. <sep>

<cls> while bush was in the air, the white house was evacuated, with many employees running away from the premises on orders from secret service agents. <sep> the u. s. military evacuated u. s. citizens. <sep>

<cls> while bush was in the air, the white house was evacuated, with many employees running away from the premises on orders from secret service agents. <sep> the u. s. military evacuated u. s. citizens. <sep>

<cls> while bush was in the air, the white house was evacuated, with many employees running away from the premises on orders from secret service agents. <sep> the u. s. military evacuated u. s. citizens. <sep>

<cls> while bush was in the air, the white house was evacuated, with many employees running away from the premises on orders from secret service agents. <sep> the u. s. military evacuated u. s. citizens. <sep>

(b) Submodel Attention Analysis

Figure 4: Additional Analysis

SMART, our model still outperforms Crammed BERT, as shown in Table 2.

3.3.2 Submodel Significance Analysis

To evaluate the impact of each agreement submodel, we conducted an ablation study by removing individual submodels from various GLUE tasks and observed the accuracy drop for each task as shown in Figure 4a. A larger drop indicates a higher importance of the submodel for the task.

In Figure 4a, the task performance is at 100% with all four submodels. Removing a submodel results in a performance drop to (100-x)%, reflecting the remaining accuracy. This figure highlights the critical role of the SV submodel across all tasks and underscores the importance of both SV and DOBJ submodels in the RTE task, which demands understanding of "Who" and "What" actions (Hart, 2002). The SV identifies the subject of an action, and the DOBJ identifies the action's object, underscoring their pivotal roles in RTE.

3.3.3 Submodel Attention Analysis

We investigate the interpretation from chunks perspective with a sentence from an RTE task: "While Bush was in the air, the White House was evacuated, with many employees running away from the premises on orders from secret service agents. The U.S. military evacuated U.S. citizens." We analyze this scenario across four syntactic SV, DOBJ, POBJ, and COMP—as depicted in Figure 4b. In this figure, the attention scores are highlighted, with

darker colors indicating higher focus. Our analysis reveals that the verb "evacuated" and its agent are central to the entailment analysis in both the SV and DOBJ models, emphasizing the action and the primary actors. In contrast, the POBJ model assigns moderate attention to the phrase "from the premises," pinpointing its lesser yet notable role. The COMP model, however, allocates minimal attention to ancillary elements such as "with many employees running," underscoring their negligible impact on the entailment outcome. This syntactic ordering (SV, DOBJ, POBJ, then COMP) correlates with the significance levels outlined in Figure 4a, illustrating the importance in syntactic analysis for entailment tasks, where SV and DOBJ are prioritized over POBJ and COMP.

4 Conclusion

We introduce Dependency Agreement Cramming, a dual-stage pertaining framework that aligns with principles of the Lexical Approach and dependency grammar. As evident from our evaluation on the GLUE benchmark, DA-Cramming shows considerable enhancements across several tasks without requiring additional computational resource. Further examinations elucidate the pivotal role our approach plays in heightening the interpretability for natural language understanding tasks. As for future work, we aim to scale our framework to accommodate larger language models such as GPTs, while also exploring its potential with more datasets.

5 Limitations

In our work, we have identified concerns regarding users' data privacy. Currently, our framework involves inputting users' actual words in the second stage, which poses a risk of the cloud server gaining access to users' actual words and potentially compromising their privacy. To address this issue in our future work, we intend to implement a clear separation between first stage and second stage inputs. This means that users' actual words will only be inputted in the first stage, eliminating the need to upload them to the cloud.

References

- Alexei Baevski and Michael Auli. 2018. Adaptive input representations for neural language modeling. *arXiv preprint arXiv:1809.10853*.
- Jiangang Bai, Yujing Wang, Yiren Chen, Yaming Yang, Jing Bai, Jing Yu, and Yunhai Tong. 2021. Syntaxbert: Improving pre-trained transformers with syntax trees. *arXiv preprint arXiv:2103.04350*.
- Tom Brown, Benjamin Mann, Nick Ryder, Melanie Subbiah, Jared D Kaplan, Prafulla Dhariwal, Arvind Neelakantan, Pranav Shyam, Girish Sastry, Amanda Askell, et al. 2020. Language models are few-shot learners. *Advances in neural information processing systems*, 33:1877–1901.
- Michael Cysouw. 2011. *Very atypical agreement indeed*. *Theoretical Linguistics*, 37(3-4):153–160.
- Tri Dao, Dan Fu, Stefano Ermon, Atri Rudra, and Christopher Ré. 2022. Flashattention: Fast and memory-efficient exact attention with io-awareness. *Advances in Neural Information Processing Systems*, 35:16344–16359.
- Marie-Catherine De Marneffe and Joakim Nivre. 2019. Dependency grammar. *Annual Review of Linguistics*, 5:197–218.
- Jacob Devlin, Ming-Wei Chang, Kenton Lee, and Kristina Toutanova. 2018. Bert: Pre-training of deep bidirectional transformers for language understanding. *arXiv preprint arXiv:1810.04805*.
- Wikimedia Foundation. [Wikimedia downloads](#).
- Jonas Geiping and Tom Goldstein. 2022. Cramming: Training a language model on a single gpu in one day. *arXiv preprint arXiv:2212.14034*.
- Geoff Hart. 2002. The five w's of online help systems. *Geoff Hart*.
- Matthew Honnibal and Mark Johnson. 2015. An improved non-monotonic transition system for dependency parsing. In *Proceedings of the 2015 conference on empirical methods in natural language processing*, pages 1373–1378.
- Matthew Honnibal and Ines Montani. 2017. spaCy 2: Natural language understanding with Bloom embeddings, convolutional neural networks and incremental parsing. To appear.
- Haoming Jiang, Pengcheng He, Weizhu Chen, Xiaodong Liu, Jianfeng Gao, and Tuo Zhao. 2019. Smart: Robust and efficient fine-tuning for pre-trained natural language models through principled regularized optimization. *arXiv preprint arXiv:1911.03437*.
- Zhenzhong Lan, Mingda Chen, Sebastian Goodman, Kevin Gimpel, Piyush Sharma, and Radu Soricut. 2019. Albert: A lite bert for self-supervised learning of language representations. *arXiv preprint arXiv:1909.11942*.
- Michael Lewis. 1993. *The lexical approach*, volume 1. Language teaching publications Hove.
- Yinhan Liu, Myle Ott, Naman Goyal, Jingfei Du, Mandar Joshi, Danqi Chen, Omer Levy, Mike Lewis, Luke Zettlemoyer, and Veselin Stoyanov. 2019. Roberta: A robustly optimized bert pretraining approach. *arXiv preprint arXiv:1907.11692*.
- Joakim Nivre and Jens Nilsson. 2005. [Pseudo-projective dependency parsing](#). In *Proceedings of the 43rd Annual Meeting on Association for Computational Linguistics, ACL '05*, page 99–106, USA. Association for Computational Linguistics.
- Alec Radford, Karthik Narasimhan, Tim Salimans, Ilya Sutskever, et al. 2018. Improving language understanding by generative pre-training. *OpenAI blog*.
- Alec Radford, Jeffrey Wu, Rewon Child, David Luan, Dario Amodei, Ilya Sutskever, et al. 2019. Language models are unsupervised multitask learners. *OpenAI blog*, 1(8):9.
- Norbert Schmitt. 2000. [Key concepts in elt](#). *Elt Journal*, 54:400–401.
- Scott Thornbury. 2019. Learning language in chunks. In *Cambridge: Cambridge University Press*.
- Jesse Vig. 2019. A multiscale visualization of attention in the transformer model. *arXiv preprint arXiv:1906.05714*.
- Alex Wang, Amanpreet Singh, Julian Michael, Felix Hill, Omer Levy, and Samuel R Bowman. 2018. Glue: A multi-task benchmark and analysis platform for natural language understanding. *arXiv preprint arXiv:1804.07461*.
- Yonghui Wu, Mike Schuster, Zhifeng Chen, Quoc V Le, Mohammad Norouzi, Wolfgang Macherey, Maxim Krikun, Yuan Cao, Qin Gao, Klaus Macherey, et al. 2016. Google's neural machine translation system: Bridging the gap between human and machine translation. *arXiv preprint arXiv:1609.08144*.

Ruibin Xiong, Yunchang Yang, Di He, Kai Zheng, Shuxin Zheng, Chen Xing, Huishuai Zhang, Yanyan Lan, Liwei Wang, and Tiejian Liu. 2020. On layer normalization in the transformer architecture. In *International Conference on Machine Learning*, pages 10524–10533. PMLR.

Fabio Massimo Zanzotto, Andrea Santilli, Leonardo Ranaldi, Dario Onorati, Pierfrancesco Tommasino, and Francesca Fallucchi. 2020. Kermit: Completing transformer architectures with encoders of explicit syntactic interpretations. In *Proceedings of the 2020 conference on empirical methods in natural language processing (EMNLP)*, pages 256–267.

Yukun Zhu, Ryan Kiros, Rich Zemel, Ruslan Salakhutdinov, Raquel Urtasun, Antonio Torralba, and Sanja Fidler. 2015. Aligning books and movies: Towards story-like visual explanations by watching movies and reading books. In *The IEEE International Conference on Computer Vision (ICCV)*.

A Experiments

A.1 Implementation Details

First stage pretraining details We set the micro-batch size to 128 and accumulate it into larger batch sizes of 4096. Training for each submodel is performed using a triangular learning rate scheduler (Geiping and Goldstein, 2022), commencing with a learning rate of $25e-5$ and training for one epoch. Additionally, we employ the WordPiece tokenizer with a vocabulary size of 32768 (Wu et al., 2016).

Additionally, each agreement’s submodel has a different maximum input length, as specified in Table 3. If the sequence length exceeds the maximum input length, we truncate the sequence accordingly.

	SV	DOBJ	POBJ	COMP
Dataset Size	35M	35M	35M	35M
Max Input Length	19	21	10	23
Length Percentile	98%	96%	98%	97%

Table 3: This table summarizes the attributes of the Stage 1 pretraining dataset, including Dataset Size, Max Input Length and its corresponding Length Percentile. Agreement model input length: we analyze the length of each agreement in the BookCorpus-Wikipedia dataset (Zhu et al., 2015) (Foundation) and configure the maximum input length for each agreement to accommodate over 95% of the chunks, ensuring they fall within this specified length.

Second stage pretraining details We adopt the same batch size as Stage 1. The training of the model employs a triangular learning rate scheduler (Geiping and Goldstein, 2022), starting with a

learning rate of $25e-5$ and completing the training within 24 hours.

Crammed BERT pretraining details We configure it with 16 layers and employ the FLASH mechanism (Dao et al., 2022). We utilize the same triangular learning rate scheduler and batch size following the paper (Geiping and Goldstein, 2022).

Finetuning settings During the finetuning phase, we perform finetuning on all GLUE datasets for 5 epochs with 16 as batch size, employing a cosine decay learning rate scheduler. The initial learning rates are determined through a grid search spanning from $1e-4$ to $9e-5$.

B Details of Stage 1 & Stage 2 Pretraining

	SV	DOBJ	POBJ	COMP
Acc (%)	38	36	43	43

Table 4: Summary of Pretraining Stage 1. This table shows the accuracy percentages for different submodels in the initial stage of pretraining.

In the first stage of our methodology, we compile datasets for each agreement category with 35 million chunks. The MLM accuracy for these datasets is summarized in Table 4. As indicated, the MLM accuracy figures are not particularly high, an expected outcome due to the increased word combinations inherent in the chunk-level analysis compared to sentence-level. To illustrate, consider a Subject-Verb (SV) agreement where ‘Tom’ is the subject, and the verb is masked. In such a case, both ‘Tom eats’ and ‘Tom runs’ would be plausible completions. Besides, subsequent results from Stage 2 pretraining and fine-tuning indicate that an MLM accuracy of around 40% at Stage 1 is sufficient.

Figure 5 presents the MLM accuracy and loss in Stage 2. Evidently, DA-Crammed BERT outperforms Crammed BERT on both measures, endorsing the efficacy of our Stage 1 pretraining and the four agreement submodels.

C Agreement Embedding randomization Case Study

We aimed to assess the efficacy of agreement embedding within DA-Crammed BERT. To this end, we carried out an experiment employing random vectors for agreement embedding. The findings reveal that the modules developed during our initial

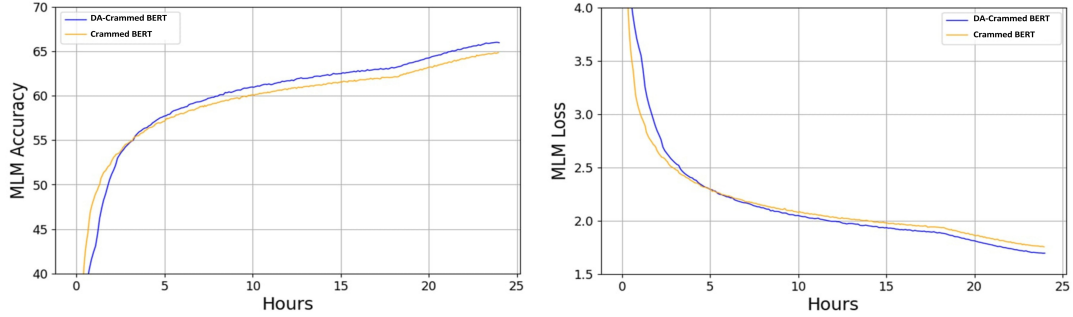


Figure 5: Summary of Pretraining Stage 2. Left: MLM Accuracy. Right: MLM loss

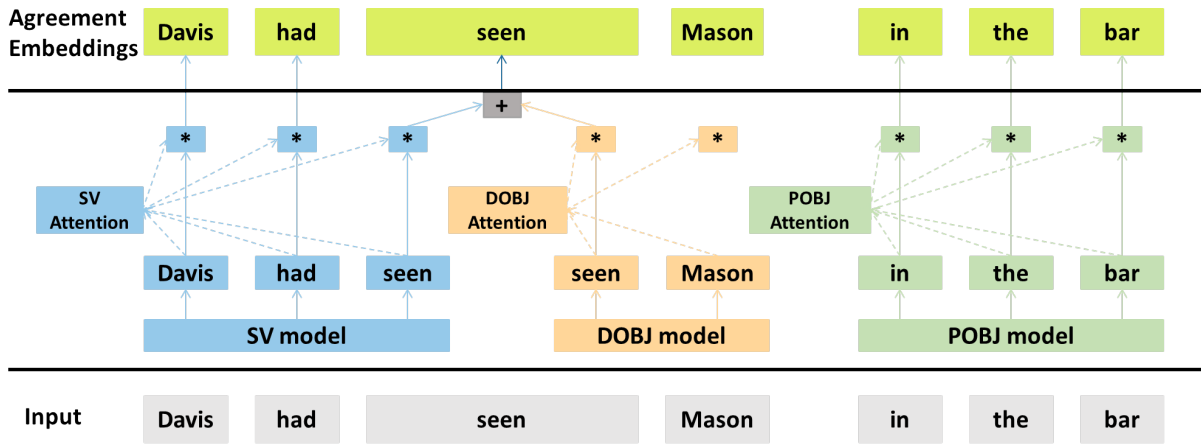


Figure 6: Dependency Agreement embedding generation in Stage 2: We combine four agreement submodels and applied an attention mechanism to each agreement.

stage surpass those equipped with random embeddings in performance, as showed in Table 5.

Metric	DA-Crammed BERT (ours)	DA-Crammed BERT (random)
RTE	57.52 ± 1.362	53 ± 1.5
CoLA	42.48 ± 1.145	0.0 ± 0.0
MRPC	86.96 ± 0.440	82.1 ± 0.3
MNLI(m/mm)	81.87 ± 0.119 / 82.24 ± 0.266	51.1 ± 14 / 51.5 ± 14.3
QQP	86.93 ± 0.102	77.7 ± 6.5
SST-2	91.74 ± 0.46	82.8 ± 1.9
STSB	85.10 ± 0.521	11.9 ± 1.4
QNLI	89.32 ± 0.170	67.2 ± 11.2
GLUE	78.24 ± 0.109	53.1 ± 4.4

Table 5: Comparison in GLUE-dev performance between DA-Crammed BERT (ours) and DA-Crammed BERT (random)

D Agreement Embedding construction

Agreement embedding is consists of four submodels and combined with each corresponding Attention mechanisms, as shown in Figure 6.