

Rethinking Event-based Human Pose Estimation with 3D Event Representations

Xiaoting Yin^{1,*}, Hao Shi^{1,4,*}, Jiaan Chen^{1,*}, Ze Wang¹, Yaozu Ye¹, Huajian Ni⁴,
Kailun Yang^{2,3,†}, and Kaiwei Wang^{1,†}

Abstract—Human pose estimation is a fundamental and appealing task in computer vision. Traditional frame-based cameras and videos are commonly applied, yet, they become less reliable in scenarios under high dynamic range or heavy motion blur. In contrast, event cameras offer a robust solution for navigating these challenging contexts. Predominant methodologies incorporate event cameras into learning frameworks by accumulating events into event frames. However, such methods tend to marginalize the intrinsic asynchronous and high temporal resolution characteristics of events. This disregard leads to a loss in essential temporal dimension data, crucial for discerning distinct actions. To address this issue and to unlock the 3D potential of event information, we introduce two 3D event representations: the Rasterized Event Point Cloud (RasEPC) and the Decoupled Event Voxel (DEV). The RasEPC collates events within concise temporal slices at identical positions, preserving 3D attributes with statistical cues and markedly mitigating memory and computational demands. Meanwhile, the DEV representation discretizes events into voxels and projects them across three orthogonal planes, utilizing decoupled event attention to retrieve 3D cues from the 2D planes. Furthermore, we develop and release EV-3DPW, a synthetic event-based dataset crafted to facilitate training and quantitative analysis in outdoor scenes. On the public real-world DHP19 dataset, our event point cloud technique excels in real-time mobile predictions, while the decoupled event voxel method achieves the highest accuracy. Experiments on EV-3DPW demonstrate that the robustness of our proposed 3D representation methods compared to traditional RGB images and event frame techniques under the same backbones. We further validate our methods via a derived driving scene dataset EV-JAAD and an outdoor collection vehicle qualitatively, indicating strong potential in real-world unseen scenarios. Our code and dataset have been made publicly available at [EventPointPose](#).

Index Terms—Human pose estimation, event camera, dynamic vision sensor.

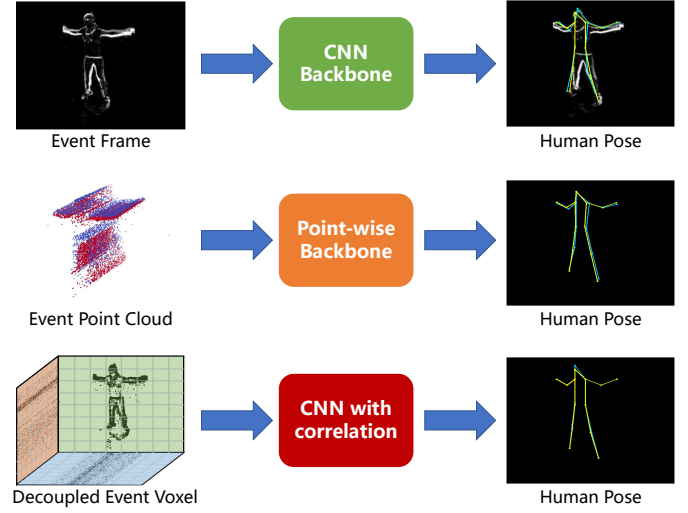


Fig. 1. 2D event frame based human pose estimation paradigm vs. the proposed 3D Rasterized Event Point Cloud (RasEPC) based paradigm vs. the proposed novel 3D Decoupled Event Voxel (DEV) based paradigm.

I. INTRODUCTION

HUMAN Pose Estimation (HPE) is a vital task in computer vision, aiming to accurately localize human anatomical keypoints with a wide range of applications such as action recognition [1], [2], animations [3], and autonomous driving [4], [5]. Traditional HPE approaches primarily rely on standard RGB cameras [6], [7] and video data [8]–[10], but they often struggle in complex scenarios with fast motion and large dynamic range. Yet, event cameras with high temporal resolution and large dynamic range can maintain stable signal output under the above challenging circumstances [11].

Recently, many studies [12], [13] based on event cameras process event information as frame-like images, neglecting the valuable temporal order of events. When it comes to deciphering complex human body movements, this distinctive high-temporal-resolution feature of event cameras becomes especially advantageous. Take the simple action of raising one’s hand for instance, the event stream not only captures the fact that the hand is moving but also precisely records the temporal order in which these movements occur, allowing for real-time analysis of the upward trajectory of the arm. However, this inherent temporal information is lost when the event stream is aggregated and accumulated into event frames. This process, while widely used for embedding into common neural networks, erases the fine-grained timing in-

This work was supported in part by the National Natural Science Foundation of China (NSFC) under Grant No. 12174341, in part by Shanghai SUPRE-MIND Technology Company Ltd., in part by ArcSoft Technology Company Ltd., and in part by Hangzhou SurImage Technology Company Ltd.

¹X. Yin, H. Shi, J. Chen, Z. Wang, Y. Ye, and K. Wang are with the State Key Laboratory of Extreme Photonics and Instrumentation, Zhejiang University, Hangzhou 310027, China (E-mail: yinxiaoting@zju.edu.cn; haooshi@zju.edu.cn; chenjiaan@zju.edu.cn; wangze0527@zju.edu.cn; yaozuye@zju.edu.cn; wangkaiwei@zju.edu.cn).

²K. Yang is with the School of Robotics, Hunan University, Changsha 410012, China (E-mail: kailun.yang@hnu.edu.cn).

³K. Yang is also with the National Engineering Research Center of Robot Visual Perception and Control Technology, Hunan University, Changsha 410082, China.

⁴H. Shi and H. Ni are with Shanghai SUPRE-MIND Technology Company Ltd., Shanghai 201210, China (Email: shihao@supremind.com; nihua-jian@supremind.com).

*Equal contribution.

†Corresponding authors: Kaiwei Wang and Kailun Yang.

formation that is crucial for discerning distinct actions. As a result, actions like raising and lowering the hand, which are inherently characterized by their temporal order, may appear remarkably similar. This similarity poses a challenge for temporally aggregated event representations to effectively differentiate between these actions.

To tackle the above problem, we aim to provide a rethinking to the event representation design and contribute an alternative. In particular, we propose two novel 3D event representations: the Rasterized Event Point Cloud (RasEPC) and the Decoupled Event Voxel (DEV). First, we implement event point clouds on three prevalent point cloud networks to verify the generality of the proposed framework. While the point cloud framework has been used in the field of LiDAR point cloud [14]–[16], it has not yet been studied in event-based HPE because the large number of events in the event stream poses further challenges. To reduce memory consumption and maintain 3D features, we propose a Rasterized Event Point Cloud (RasEPC) representation. Additionally, we propose the Decoupled Event Voxel (DEV) representation, placing events into a grid and projecting them onto three orthogonal planes. The voxel-based representation usually has large memory and computational consumption, which is contrary to the original intention of using event cameras for real-time HPE prediction, so we decouple the voxel into three orthogonal projections. Although implicit scene representation has been used for 3D surrounding perception [17], the potential suitability of this representation for event information and the process of extracting spatial-temporal features from 2D planes remains unexplored. The incorporation of our Decoupled Event Attention (DEA) module, which injects spatial-temporal information into the implicit representation, facilitates the extraction of the 3D cues from the tri-view 2D planes.

Aside from considering the inherent properties of event-based data in architectural design, to overcome the lack of available event training data and foster research on HPE in the wild, we establish and release a new synthetic event-based human pose estimation benchmark of multiple people interacting with the environment, EV-3DPW. We generate the dataset through the ESIM simulator [18]. 3DPW [19] consists of more than 51,000 frames in challenging sequences, including walking in the city, going upstairs, having coffee, or taking the bus. We further generate the EV-JAAD dataset, derived from the driving scene dataset JAAD [20], for testing the generalization performance of different representation strategies in unseen scenes.

We conduct extensive quantitative experiments on the real-world collected event dataset DHP19 [12] and our simulated EV-3DPW dataset. The RasEPC representation on the DHP19 dataset accomplishes real-time prediction speeds on mobile devices with satisfactory accuracy. Compared with the previous event frame method, the Mean Per Joint Position Error (MPJPE) of DEV representation improves by 18.25% under DHP19 backbone [12]. When combined with the DEV representation, the Pose-ResNet18[†] [21] yields a lower MPJPE than the Pose-ResNet50[†] [21] of event frames (4.93 pixels vs. 5.28 pixels), demonstrating the efficacy of adding temporal dimension information into event information for HPE tasks.

On the established street scene dataset EV-3DPW, which presents a significant disparity between training and test sets, the event-based methods perform better than those based on RGB images using the same backbone, indicating a superior generalization capability of event information, which inherently captures brightness change information. The RasEPC representation maintains a low-latency advantage on mobile devices, and the final DEV representation model still achieves the highest accuracy. We further leverage models trained on the simulated EV-3DPW dataset for zero-shot testing on the EV-JAAD dataset and an outdoor collection vehicle to assess the practical applicability and generalization of simulated data to real-world unseen scenarios.

At a glance, we deliver the following contributions:

- 1) We reformulate the event-based HPE problem from the perspective of three-dimensional event representation, offering an alternative to the dominant design of accumulating events to two-dimensional event frames.
- 2) We exploit 3D event point clouds directly to demonstrate the feasibility of applying the well-known LiDAR point cloud learning backbones to human pose estimation.
- 3) We extract and fuse decoupled event voxel features by integrating the conventional 2D CNN backbone with our Decoupled Event Attention Module to facilitate precise keypoint regression.
- 4) We introduce a new, synthetic dataset EV-3DPW in the wild for investigating event-based HPE in street scenes.

This paper is an extension of our conference work [22]. Within this publication, we significantly increase the insights into the task of event-based human pose estimation by adding the following contributions:

- 1) We propose a novel 3D event representation that decouples event voxels to three orthogonal dimensions, reducing memory and computing consumption while retaining 3D information.
- 2) We introduce a Decoupled Event Attention (DEA) module, offering a flexible strategy to effectively retrieve 3D cues from the tri-view DEV representation.
- 3) We generate EV-3DPW, a new publicly available event-based HPE dataset that consists of diverse human activities in outdoor scenes, providing pairs of RGB images and events, along with human annotation boxes and human pose estimation labels.
- 4) Our final DEV model achieves the best results under the same backbone on the public DHP19 dataset and our stimulated EV-3DPW dataset.
- 5) Both proposed 3D event representations demonstrate strong generalization ability in real-world unseen scenarios on the synthetic EV-JAAD dataset and our captured outdoor event streams.

II. RELATED WORK

A. Human Pose Estimation

In recent years, Human Pose Estimation (HPE) has become a very important topic in the field of computer vision, mainly based on images and videos. Generally, it is categorized

into 2D and 3D HPE. In the field of 2D HPE, most research works [6], [7] deploy a Convolutional Neural Network (CNN) model and utilize the concept of heatmap to obtain the most likely keypoint coordinates, typically outperforming direct prediction methods [23]. Except for CNN, integral regression methods and learnable operations [24] have also been used to predict human posture. A multitude of studies further explore multi-person human pose estimation solutions, which generally include two strategies: top-down [21], [25] and bottom-up [26], [27]. Top-down methods first detect the bounding boxes of individual persons and then estimate keypoints within these boxes, often yielding higher accuracy. Conversely, bottom-up methods commence by detecting all keypoints across the entire image and subsequently segregating multiple human body instances.

A host of approaches estimate 3D HPE via single cameras [28], [29] or multiple cameras [30], [31]. Monocular solutions face challenges such as occlusions and ambiguities [13], which stem from the inherent limitations of a single camera in capturing depth information, while multi-camera setups can help overcome these problems. Multi-view-based 3D HPE is often implemented based on matching and triangulation reconstruction [31]. In some mobile application scenarios, real-time performance becomes a key indicator, and knowledge distillation is often used to obtain small models [32]. In this work, to facilitate a fair comparison, we do not use model compression techniques on any model. Our fundamental approach is centered around single-person 2D HPE, offering the flexibility to extend to 3D human pose estimation by incorporating multi-view cameras or to multi-person pose estimation by integrating with detection algorithms.

B. Event-based Human Pose Estimation

Event cameras are sensitive to moving objects as a bio-inspired sensor [11], so they have natural advantages in fields related to human motion [22], [33]. Enrico *et al.* [12] present the first DVS dataset for multi-view 3D HPE, and introduce a lightweight CNN model to triangulate 3D HPE. EventCap [34] takes both asynchronous event streams and low-frequency grayscale intensity images as input for 3D human motion capture using a single event camera. LiftMono-HPE [13] employs 2D event frames to estimate poses combined with implicit depth estimation to achieve 3D HPE through a single camera. EventHPE [35] proposes a two-stage deep learning method that combines optical flow estimation. The first stage involves unsupervised training to infer optical flow from event frames, while the second stage puts a sequence of event frames along with their corresponding optical flows into ShapeNet, enabling the estimation of 3D human shapes. TORE [36] obtains very competitive 3D results on the DHP19 dataset by storing raw spike timing information and is not suitable for a fair comparison of our methods with a temporal process. Differing from these works, we focus on preserving the 3D characteristics of raw event information and processing events from a 3D spatiotemporal perspective. VMST-Net [37] utilizes a transformer-based architecture for HPE with event voxels. While both VMST-Net and our DEV method start by

placing event streams into a voxel grid, DEV enhances the efficiency and further emphasizes 3D event neighbor correlation via implicitly representing event voxel through projections in three orthogonal directions and effective retrieval by decoupled event attention.

In the field, the DHP19 dataset [12] is the only existing real human pose estimation dataset recorded from event cameras. When the number of event-based datasets is limited, plenty of studies generate datasets through event simulators [18], [38]. EventGAN [39] shows that the generated event-based HPE dataset can be used for training and can seamlessly generalize to real data, which is leveraged for studying event-based semantic segmentation [40]. Scarpellini *et al.* [13] produce a new dataset of simulated events from the standard RGB Human3.6m dataset. We note that, until now, there is a dearth of available datasets targeting outdoor complex street scenes with moving event cameras for training and evaluation. This work attempts to fill this gap by creating synthetic datasets derived from the existing RGB outdoor 3DPW dataset [19]. Our EV-3DPW dataset serves as a valuable resource for training models in complex outdoor scenes, fostering research and development in the event vision area.

C. Point Clouds vs. Voxel Grid

When dealing with LiDAR-related vision tasks, 3D data are often represented as point clouds [14]–[16] or voxel grids [41]–[43]. A point cloud is represented as an unordered set of 3D points, where each point is a vector of its 3D coordinate plus extra feature channels. PointNet [14] takes point clouds as direct input with respect to the permutation invariance of points. DGCNN [15] enhances its representation power by restoring the topological information of point clouds. Point transformer [16] applies a self-attention-based network. As a sparse data form, point clouds are very useful in real-time applications, but the spatial neighboring relations between points are discarded. Another efficient way to perceive a 3D scene is to discretize the 3D space into voxels and assign a vector to represent each voxel. 3D ShapeNets [41] convert a depth map into a 3D voxel grid with probability distributions of binary variables. Charles *et al.* [43] introduce two distinct volumetric CNN network architectures on 3D shape classification. Voxelization describes fine-grained aggregated 3D structures including valuable neighboring information, but it is constrained by the computation cost of 3D convolution.

As another kind of three-dimensional data, the 3D representation of events has not been fully explored. Some related works [44], [45] on human action recognition have explored the possibilities of using raw event points, and our preliminary conference work [22] has introduced the rasterized event point cloud representation in the unexplored area of human pose estimation, as shown in Fig. 1. The above works are based on commonly used point cloud networks in the LiDAR sensing field. Our previous work demonstrates the efficiency of the event point cloud processing paradigm and shows its real-time advantages on edge computing platforms. Yet, due to the loss of geometric neighboring information, event point cloud methods encounter challenges in enhancing accuracy. As aforementioned, the ability to describe the

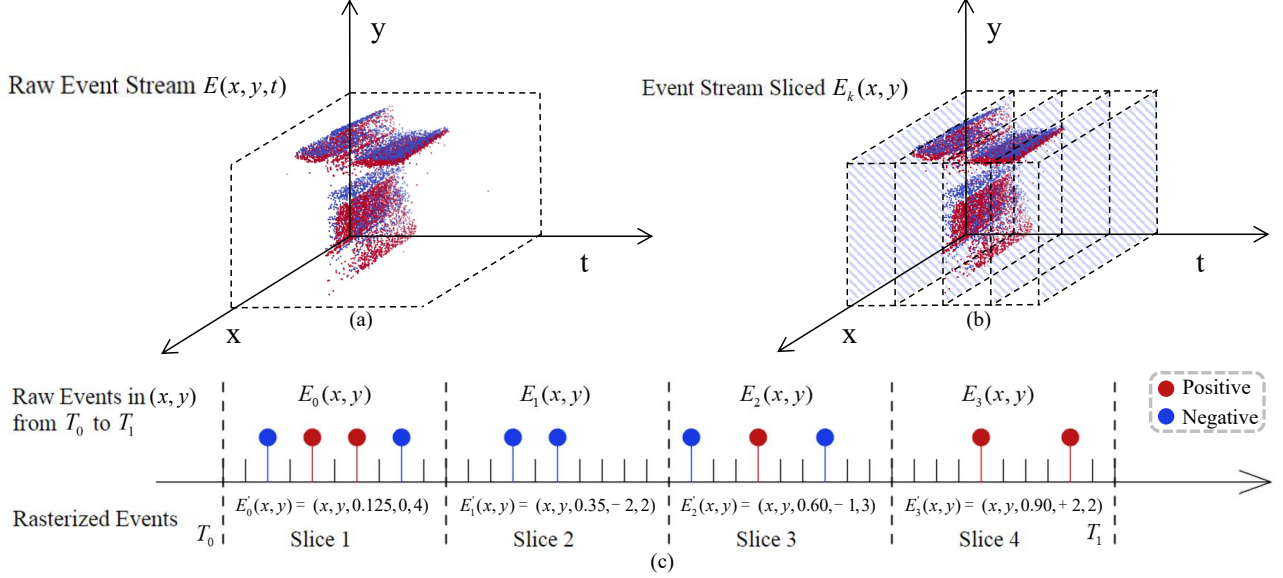


Fig. 2. Schematic diagram of event point cloud rasterization. (a) Raw 3D event point cloud input, (b) Time slice of event point cloud, (c) Rasterized event point cloud at (x, y) position. Note that the rasterization process preserves the discrete nature of the point cloud, rather than the 2D image.

aggregated neighbor context of 3D structures makes voxel-based representation favorable for LiDAR-centric surrounding perception [17]. While there are studies in the event vision field that have harnessed event voxels for tasks like optical flow and depth estimation [46], [47], it remains scarcely considered for human pose estimation. The closest work to ours is VMST-Net [37], which builds upon the prior work [22] and seeks to utilize 3D event voxels for HPE. Instead, our approach goes a step further by decomposing 3D event voxel data into three mutually orthogonal directions and inferring human joint locations through a fusion of established 2D CNN backbones and our novel decoupled event attention mechanism. This enables us to enhance the efficiency of voxel-based representations. To the best of our knowledge, we are the first to use implicit representation to model event information for event-based human pose estimation.

III. METHODOLOGY

A. Overview

In this section, we rethink how events, as a kind of three-dimensional data, can be represented in 3D space, offering an alternative to the dominating event frame design. Datasets used in our study are first introduced (Sec. III-B) to illustrate how event streams are stored for subsequent 3D characterization. We then provide a detailed explanation of how to integrate Rasterized Event Point Cloud (RasEPC) representation with existing point cloud backbone networks (Sec. III-C) and descriptions of the implementation and utilization of the Decoupled Event Voxel (DEV) representation in detail (Sec. III-D).

B. Dataset

DHP19 Dataset. The DHP19 dataset [12] is recorded by four synchronized DVS cameras and contains 33 recordings of 17 subjects of different sexes, ages, and sizes with 13 joint

annotations. To preserve the 3D event information, we perform the denoising and filtering operations outlined in DHP19 on raw event point sets. Each event point is represented by $e = (x, y, t, p)$, where (x, y) is the pixel location of the event, t represents the timestamp in microsecond resolution, and p is the polarity of the brightness change, 0 for decrease and 1 for increase. To ensure data quality, we ignore the training data with points fewer than 1024. Since the time resolution of the output label from the Vicon system is much lower than that of the event camera, we explore the relationship between events and labels. The *Mean Label* setting adopted in the raw DHP19 dataset considers all views collectively. When the total number of events from all four cameras reaches a predefined threshold, the label is generated by the mean value of all labels in the window. Specifically, if the threshold is set as $N = 30k$, given by E in Eq. 1, one 3D label, gt_{mean} is produced. The label is the mean value of the 3D coordinates for each joint generated in the window of N events, followed by Eq. 2, and is shared by the four cameras.

$$E = \{E_i \mid i = 1, 2, \dots, N\}, \quad (1)$$

$$gt_{mean} = \text{Mean}(gt_{T_{\min}}, gt_{T_{\min}+dt}, \dots, gt_{T_{\max}}), \quad (2)$$

$$T_{\min} = \left\{ \arg \min_T (T - E_1(t)) \mid T \geq E_1(t) \right\}, \quad (3)$$

$$T_{\max} = \left\{ \arg \min_T (E_N(t) - T) \mid T \leq E_N(t) \right\}. \quad (4)$$

After obtaining the 3D joint labels, we project them to 2D labels for a single camera view with the projection matrices. We further explore the *Last Label* setting, where a fixed number of events is counted for each camera view, and the label nearest to the last event is designated as the label for that particular camera. This setting leads to varying time spans of events across different cameras, and in Sec. IV-B, we compare the performance of these two settings. Nevertheless,

the DHP19 dataset is collected indoors and the range of activities captured in the recordings is narrow, many of which, such as leg kicking and arm abductions, do not often occur in real life. These gaps limit its application in real scenarios.

EV-3DPW Dataset. As previously discussed, the DHP19 dataset [12] is restricted to indoor scenarios with static backgrounds, the narrowness of movements and activities, little variation in clothing, and no environmental occlusions. To address these limitations, we introduce a new simulated dataset derived from the 3DPW dataset [19] for investigating in-the-wild event HPE. The 3DPW dataset is a challenging multiple-person dataset consisting of the training set of 22K images and the test set of 35K images, depicting various activities such as walking in the city, going upstairs, having coffee, or taking the bus. We crop the samples to segment each person into a distinct instance, which allows for seamless integration with detection algorithms, therefore enabling top-down multi-person HPE. Each sequence is captured from a handheld mobile phone (resolution 1080×1920 pixels or 1920×1080 pixels; frequency 30 Hz), and 2D pose annotations are offered at a frequency of 30 Hz, which matches the frame rate of the sequences. We transform this dataset to events with a resolution similar to the widely used event camera DAVIS-346 while ensuring there is no introduction of horizontal or vertical proportional distortion: 256×480 pixels or 480×256 pixels. We use the open-source simulator ESIM [18] to convert videos into events. Following the original 3DPW dataset, we exclusively utilize data that meets the criteria of having at least 6 joints correctly detected out of the 18 joint annotations. We will release the conversion code in our implementation.

EV-JAAD Dataset. To further evaluate the model's generalization capabilities when trained on the synthetic event dataset and applied to unseen scenes, we employ the identical data conversion procedures utilized for EV-3DPW to convert the JAAD dataset [20]. JAAD comprises 346 video clips with durations ranging from 5 to 15 seconds. These clips are collected in North America and Europe using a monocular camera with a resolution of 1920×1080 pixels. The camera is positioned inside the car and below the rear-view mirror, running at 30 fps, and human bounding boxes are provided.

C. HPE based on 3D Rasterized Event Point Cloud

Rasterized Event Point Cloud Representation. Event cameras provide an impressive microsecond-level time resolution. Nevertheless, using all recorded events for training leads to slow forward propagation and high memory consumption. To address this problem, we propose an event rasterization method, Rasterized Event Point Cloud Representation (RasEPC), aimed at substantially reducing the number of events while preserving crucial information. In the event rasterization process, events between t_i and t_{i+1} are initially partitioned into K time slices. Within each small event slice, we condense events on each pixel to form a rasterized event. Specifically, given all M events on position (x, y) in time slice k , where p_i is converted to -1 for brightness decrease:

$$E_k(x, y) = (x, y, t_i, p_i), \quad i = 1, \dots, M. \quad (5)$$

Then, we use the following equations to obtain the rasterized event $E'_k(x, y)$:

$$E'_k(x, y) = (x, y, t_{avg}, p_{acc}, e_{cnt}), \quad (6)$$

$$t_{avg} = \frac{1}{M} \sum_i t_i, \quad p_{acc} = \sum_i p_i, \quad e_{cnt} = M. \quad (7)$$

K is selected as 4 in this work to maintain the advantage of high-time-resolution. And t_{avg} in all K slices are normalized to the range of $[0, 1]$. An example of the proposed event point cloud rasterization is illustrated in Fig. 2 and the result is visualized in Fig. 3, where the color represents the value of p_{acc} and the point size for e_{cnt} . Rasterization can be regarded as an online downsampling process, resulting in different numbers of events in different rasterized event point clouds. Since the number of input points in the point cloud processing network impacts both speed and accuracy, we further investigate the impact of the number of sampling points on the trade-off between efficiency and accuracy in human pose estimation in Sec. IV-B.

Label Representation. In previous works [21], [48], [49] based on RGB images with a CNN model, estimating intermediate heatmaps of probabilities for each joint is a better choice for representing. To make it applicable to event point clouds, we adopt a new coordinate representation, SimDR [50]. We convert the 2D labels (x', y') into two 1D heat-vectors, denoted as \mathbf{p}_v , which correspond to the size of the sensor. These vectors are one-hot encoded and then further blurred using a Gaussian kernel, resulting in shapes of $(H, 1)$ and $(W, 1)$, respectively:

$$\begin{cases} \mathbf{p}_v = [v_0, v_1, \dots, v_S] \in \mathbb{R}^S, \\ v_i = \frac{1}{\sqrt{2\pi}\sigma} \exp\left(-\frac{(i - v')^2}{2\sigma^2}\right), \end{cases} \quad (8)$$

where $v \in \{x, y\}$, $S|_x = W$, and $S|_y = H$. We set $\sigma=8$ in the experiments, as the best choice for the task. Then we keep the largest value of the vector to 1 through Min-Max Normalization to obtain the predicted vectors $\hat{\mathbf{p}}_v$. Next, we perform the *argmax* operation on the above vectors to estimate the position of the maximum value for the x axis and the y axis respectively, and finally determine the joint coordinates (\hat{x}, \hat{y}) :

$$\text{pred}_v = \arg \max_j (\hat{\mathbf{p}}_v(j)). \quad (9)$$

3D Learning Model. As shown in Fig. 3, the event point cloud is aggregated to a rasterized event point cloud, and features are extracted through the point cloud backbone. Then, the features are processed through two linear layers, resulting in 1D vectors. We decode the 1D vectors for the x -axis and y -axis, separately, where we can obtain the predicted results of joint locations. In the field of LiDAR point cloud classification and segmentation, PointNet [14], DGCNN [15], and Point Transformer [16] are three common backbone networks, here we only modify and apply the encoder part to adapt to our task. For the PointNet backbone [14], we choose a 4-layer MLP structure. By incorporating multi-scale feature aggregation, we

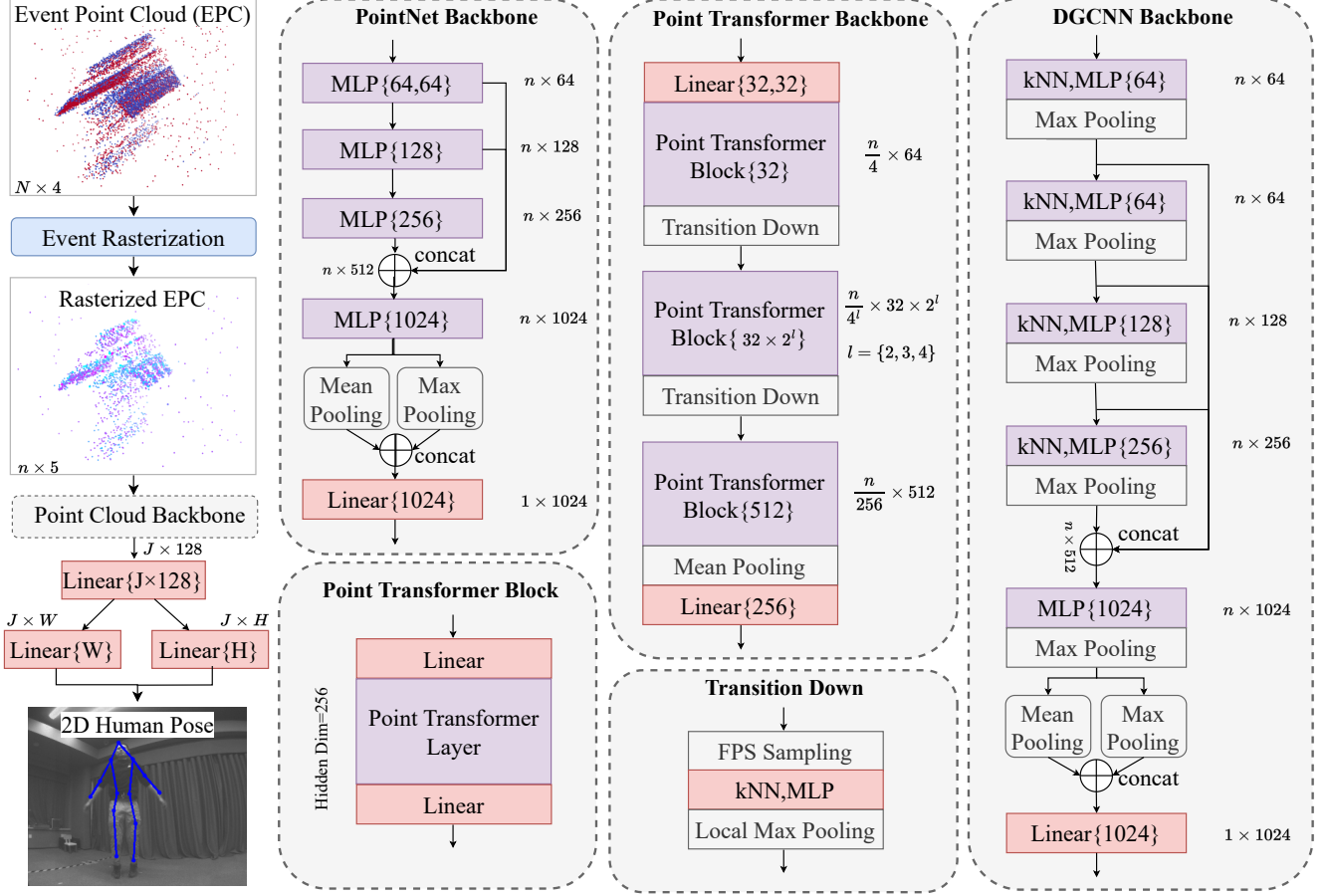


Fig. 3. The proposed 3D event point cloud pipeline. The raw 3D event point cloud is first rasterized and then processed by the point cloud backbone. The features output from the backbone are then connected to linear layers to predict two vectors. 2D positions of human key points are proposed via decoding the two vectors.

capture non-local information and subsequently obtain global features by max pooling and average pooling. Considering that the event point clouds naturally have timing order, the joint alignment network is removed when using PointNet [14]. For the other two backbone networks, we retain their original structures to verify the feasibility of utilizing event point clouds. Our methods can be readily deployed and integrated with diverse 3D learning architectures and are well-suited for event-based HPE.

D. HPE based on 3D Decoupled Event Voxel

Decoupled Event Voxel Representation. We propose the Decoupled Event Voxel (DEV) representation to extract spatial-temporal correlated features from the 3D space via querying three orthogonal projection planes. In the field of LiDAR perception, voxel representation [41]–[43] are often used. Similarly, we can describe a 3D spatial-temporal scene with dense cubic features $V \in \mathbb{R}^{C \times H \times W \times T}$ where H , W , and T are the resolution of the voxel space and C denotes the feature dimension. A random point located at (x, y, τ) in the real world can map to its voxel coordinates (h, w, t) through one-to-one quantified correspondence P_{vox} , and the resulting

feature $f_{x,y,\tau}$ can be described by sampling V at the integer coordinate (h, w, t) :

$$\begin{aligned} f_{x,y,\tau} &= S(V, (h, w, t)) \\ &= S(V, P_{vox}(x, y, \tau)), \end{aligned} \quad (10)$$

where $S(value, position)$ denotes sampling from the *value* at the specific *position*, resulting in storage and computation complexity of voxel features proportional to $O(HWT)$. To make real-time prediction possible, we place the event stream into a voxel grid and project it to three orthogonal planes: xy , $x\tau$, and $y\tau$, which are described as **Decoupled Event Voxel (DEV)** planes:

$$\begin{aligned} D &= [D^{HW}, D^{TH}, D^{WT}], \\ D^{HW} &\in \mathbb{R}^{C \times H \times W}, \\ D^{TH} &\in \mathbb{R}^{C \times T \times H}, \\ D^{WT} &\in \mathbb{R}^{C \times W \times T}. \end{aligned} \quad (11)$$

Given a query point at (x, y, τ) in the event stream, DEV representation tries to aggregate its projections on the tri-perspective views in order to get a spatiotemporal description of the point. To elaborate, we project the point onto three planes to obtain the coordinates $[(h, w), (t, h), (w, t)]$, sample the DEV planes at these locations to retrieve the corresponding

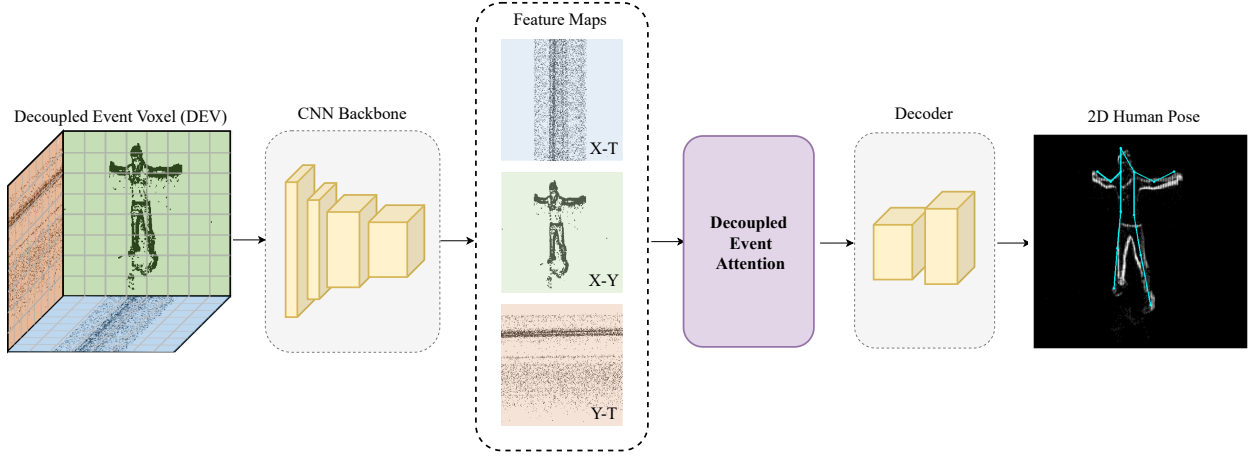


Fig. 4. The proposed 3D decoupled event voxel pipeline. First, we discretize events into voxels and project them into three orthogonal directions. Features are extracted and reintegrated by combining 2D CNN and decoupled event attention. The heatmap is regressed through the decoder.

features $[f_{hw}, f_{th}, f_{wt}]$, and aggregate the three features to generate the final 3D-aware feature f_{DEV} :

$$\begin{aligned} f_{hw} &= S(D^{HW}, (h, w)) = S(D^{HW}, P_{hw}(x, y)), \\ f_{th} &= S(D^{TH}, (t, h)) = S(D^{TH}, P_{th}(\tau, x)), \end{aligned} \quad (12)$$

$$\begin{aligned} f_{wt} &= S(D^{WT}, (w, t)) = S(D^{WT}, P_{wt}(y, \tau)), \\ f_{DEV} &= \mathcal{A}(f_{hw}, f_{th}, f_{wt}), \end{aligned} \quad (13)$$

where the sampling function S is implemented by nearest neighbor interpolation. The aggregation function \mathcal{A} is achieved by our newly proposed decoupled event attention module. DEV representation creates a complete 3D feature space that resembles the voxel feature space but with significantly lower storage and computational complexity, specifically $O(HW + TH + WT)$. This complexity is one order of magnitude lower than that of the voxel approach.

Network Architecture. The schematic diagram of the HPE method based on 3D decoupled event voxels is shown in Fig. 4. Projections from three decoupled directions are fed into a CNN backbone network to extract multi-scale features for three views. We employ three famous backbone networks for human pose estimation: DHP19 [12], ResNet [21], and MobileHP [51]. After extracting features, we aggregate them on the 2D xy plane through the Decoupled Event Attention (DEA) module and use deconvolution to regress keypoints. Labels are processed as the common-practice 2D heatmaps p :

$$p = \exp\left(-\frac{(v - v')^2}{2\sigma^2}\right), \quad (14)$$

where v is a pixel of the heatmap in the position (x, y) , v' is the target joint location. Gaussian kernel size σ is related to the radius of the joint heatmap. We empirically set $\sigma=2$ and heatmap size of 64×64 . For a fair comparison, the heatmap size and Gaussian kernel size are identical for the 2D frame-based approach and our DEV method.

Decoupled Event Attention Module. To establish the connection between the 2D xy coordinate plane and the temporal-related $x\tau$ and $y\tau$ planes respectively, we introduce the Decoupled Event Attention (DEA) module. The structure of

the module is shown in Fig. 5. For the features of the $x\tau$ and $y\tau$ planes, they are aggregated along the τ direction to obtain global features in the x -axis or y -axis direction. Subsequently, the global features are expanded to match the size of the two-dimensional coordinate plane, and correlations with the xy plane are established. The step of calculating the correlation between the aggregated features and the feature in the xy plane can be seen as the process of retrieving 3D cues from three projection planes. Adding the τ -related features reasonably and effectively to the xy plane can take the temporal information into consideration, thereby improving estimation accuracy.

Specifically, given three projection planes D^{HW} , D^{TH} , D^{WT} , the feature maps $f_{hw} \in \mathbb{R}^{C \times H \times W}$, $f_{th} \in \mathbb{R}^{C \times T \times H}$, $f_{wt} \in \mathbb{R}^{C \times W \times T}$ are obtained by the encoder $e(\cdot)$. We first aggregate the global context in the x and y directions respectively and expand the features to the size of $(C \times H \times W)$ by repeating them W or H times:

$$\begin{cases} \hat{f}_{th}(i, j) = Repeat_T\left(\frac{1}{T} \sum_{k=1}^T f_{th}(i, k, j), W\right), \\ \hat{f}_{wt}(i, j) = Repeat_T\left(\frac{1}{T} \sum_{k=1}^T f_{wt}(i, j, k), H\right), \end{cases} \quad (15)$$

where the average pooling window is $T \times 1$ and $1 \times T$, respectively. $Repeat_T(x, n)$ indicates replicating the feature x along the T dimension n times. After that, we perform dot product between the extended global features ($\hat{f}_{th}(i, j)$ and $\hat{f}_{wt}(i, j)$) and the xy plane feature to obtain the x -axis and y -axis correlation matrix $C_h, C_w \in \mathbb{R}^{H \times W}$, which encode the non-local visual similarity:

$$\begin{cases} C_h(h, w) = \hat{f}_{th} \cdot f_{hw}, \\ C_w(h, w) = \hat{f}_{wt} \cdot f_{hw}. \end{cases} \quad (16)$$

The features of xt and yt plane f_{th} , f_{wt} are multiplied by the corresponding correlation matrix C_h, C_w , and then we

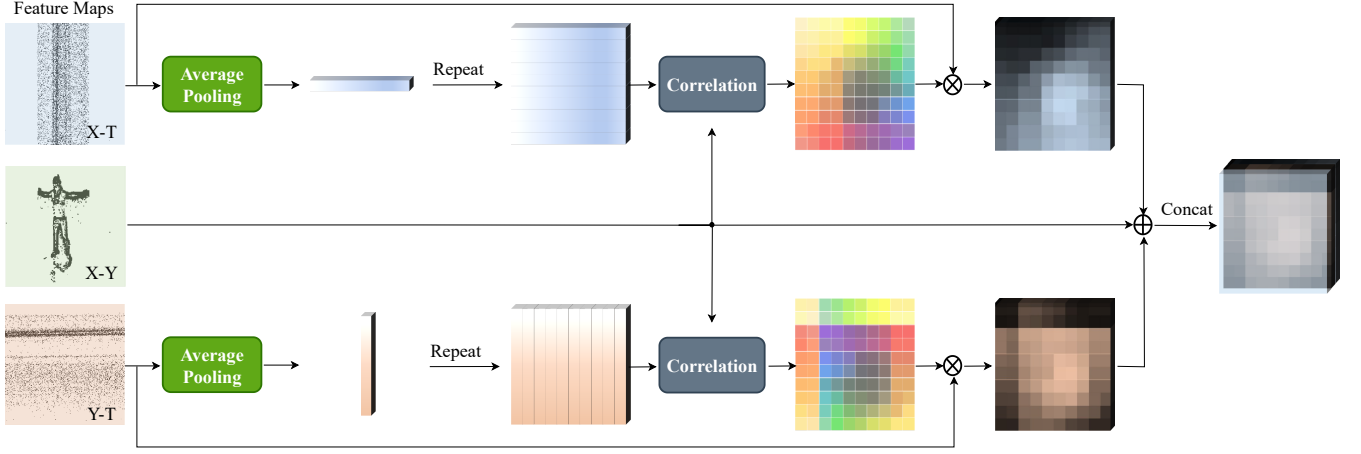


Fig. 5. Illustration of the proposed Decoupled Event Attention (DEA) module. Aggregate and copy the xt and yt plane features along the t -axis direction, respectively. The features of the two planes corresponding to the 2D coordinate plane are obtained by calculating their correlation with the xy plane features, giving the per-pixel matching cost. 3D feature descriptions of the 2D coordinate plane are obtained via concatenation.

concatenate them with f_{hw} to obtain a 2D feature map carrying the 3D information of spatial-temporal space:

$$f_{DEV} = f_{hw} \oplus (C_h \cdot f_{th}) \oplus (C_w \cdot f_{wt}), \quad (17)$$

where \oplus represents the concatenation operation. Note that we set time bins T identical to H and W to achieve this retrieval process. The intuition of the operation lies in that it emphasizes global features along the x -axis and y -axis, which establishes correspondence with points on the xy plane through correlation.

IV. EXPERIMENTS

A. Experiment Setups

To verify the proposed 3D event representations, we conduct experiments on the indoor single-person DHP19 dataset [12] and our synthetic outdoor multi-person EV-3DPW dataset. The DHP19 dataset [12] follows the original split setting, using $S1 \sim S12$ for training and $S13 \sim S17$ for testing. When estimating 3D keypoint positions, only two front cameras are used following the raw DHP19 dataset. In the simulated EV-3DPW dataset, there are 23,475 train samples and 40,145 test samples according to the split standard of the 3DPW dataset [19]. We train our models and test the speed of inference with a batch size of 1 on a single RTX 3090 GPU, implemented in PyTorch. For HPE based on the rasterized event point cloud (RasEPC), we employ the Adam optimizer [52] for 30 epochs with an initial learning rate of $1e^{-4}$ dropping by 10 times at 15 and 20 epoch. The Kullback–Leibler divergence loss is used for supervision. To simulate real-time estimation application scenarios, we further evaluate our approach on an NVIDIA Jetson Xavier NX edge computing platform. For HPE based on decoupled event voxel (DEV), we employ the Adam optimizer [52] with a learning rate of $1e^{-3}$ for DHP19 and $1e^{-4}$ for the outdoor dataset EV-3DPW to optimize our network. The batch size is set to 32 with MSE Loss as the loss function. The selection of hyperparameters and loss functions for the event frame and RGB image methods is consistent with

the DEV method. We evaluate the results through the Mean Per Joint Position Error (MPJPE), commonly used in human pose estimation:

$$\text{MPJPE} = \frac{1}{J} \sum_i^J \|pred_i - gt_i\|_2, \quad (18)$$

which equals the average Euclidean distance between the ground truth and prediction. The metric space for 2D error is pixels, and millimeters for 3D error.

B. Ablation Studies

Experiments based on Rasterized Event Point Cloud (RasEPC). To demonstrate the superiority of rasterizing event point clouds compared to raw point cloud input, we conduct ablation experiments based on the DHP19 dataset using the well-known PointNet backbone with 2048 points as shown in Table I. The timestamps of the raw event data are in microseconds, resulting in a large scale difference from the x - y axis, so the performance of raw input is unsatisfactory. Normalizing the timestamp into the range $[0, 1]$ and changing the polarity of 0 to -1 can reach better results. When combined with rasterization, MPJPE further decreases. We take all the five-channel representations $(x, y, t_{avg}, p_{acc}, e_{cnt})$ as the best choice. As a necessary preprocessing step, the event point cloud rasterization can be easily employed in real-time applications by leveraging a buffer to rapidly update event information in all channels with a preset time window length. RasEPC preserves the high temporal resolution of event cameras and is ideal for real-time processing.

We additionally conduct an ablation study on time slice K used in rasterization shown in Table II, which has an impact on both information density and time resolution. When it is smaller, the information density is higher but the time resolution is lower, thus the choice needs to be weighed. Since the HPE task is not sensitive to time slice and achieves satisfactory performance at 4, we select $K=4$ in our task.

TABLE I
EVENT POINT CLOUD RASTERIZATION ABLATIONS.

Input	Channel	MPJPE _{2D}	MPJPE _{3D}
Raw	x, y, t	24.75	310.65
	x, y, t, p	24.74	310.64
Normalized	x, y, t_{norm}	7.92	89.62
	$x, y, t_{norm}, p_{\pm 1}$	7.61	86.07
Rasterized	x, y, t_{avg}	7.77	87.59
	x, y, t_{avg}, p_{acc}	7.40	84.58
	$x, y, t_{avg}, p_{acc}, e_{cnt}$	7.29	82.46

TABLE II
EVENT POINT CLOUD ABLATION EXPERIMENT ON TIME SLICE K .

K	PointNet-2048		PointNet-4096	
	MPJPE _{2D}	MPJPE _{3D}	MPJPE _{2D}	MPJPE _{3D}
1	7.29	82.40	7.24	81.74
2	7.28	82.49	7.23	81.99
4	7.29	82.46	7.21	81.42
8	7.31	83.18	7.23	81.67

For a point cloud backbone network, the number of input points affects both the speed and accuracy of the model. As shown in Table III, we test on PointNet using the DHP19 dataset with the rasterized event point format on an NVIDIA Jetson Xavier NX edge computing platform. In general, more points lead to higher accuracy accompanied by a decrease in speed. When it reaches 7500 points, the accuracy starts to decline due to the sampling strategy with replacement, *i.e.*, repeated sampling when the number of points is insufficient. To hold a fine trade-off between speed and accuracy, we choose 2048 points for other experiments.

As mentioned in Sec. III-B, we have introduced two kinds of label settings for event cameras, including *Mean Label* and *Last Label* setting, which capture information with much higher temporal resolution than the 3D joint labels produced by the Vicon motion capture system. Rather than assigning labels for an instant, we aim to establish labels within a tiny time window. Here, we test two settings on all three backbones in Table IV. From a theoretical perspective, the *Last Label* setting seems more reasonable for real-time prediction. But the *Mean Label* setting performs better in our task, which is attributed to the large temporal span between early events and labeled time points, as well as the single measurement error in instantaneous label recording.

Experiments based on Decoupled Event Voxel (DEV). To

TABLE III
ABLATIONS ON THE NUMBER OF SAMPLING POINTS.

Sampling Number	MPJPE _{2D}	MPJPE _{3D}	Latency (ms)
1024	7.49	85.14	9.43
2048	7.29	82.46	12.29
4096	7.21	81.42	18.80
7500	7.24	81.72	29.18

TABLE IV
COMPARISON OF DIFFERENT POINT CLOUD LABELS.

Method	MPJPE _{2D}	
	Last Label	Mean Label
PointNet [14]	7.50	7.29
DGCNN [15]	6.96	6.83
Point Transformer [16]	6.74	6.46

evaluate the effectiveness of the proposed decoupled event voxel representation, we conduct ablation studies compared with the event frame approach based on two backbones on the DHP19 dataset. The results, presented in Table V, demonstrate a substantial increase in accuracy for both backbones when utilizing DEV representation along with the DEA module. The DHP19 backbone exhibits a more pronounced improvement, primarily due to its simple structure.

To investigate the impact of the two additional temporal-related perspectives introduced by the proposed DEV representation, we conduct experiments to assess the contributions of three orthogonal views using the DHP19 backbone on the DHP19 dataset in Table VI. When considering the time information related to either the x direction or the y direction in addition to event frames, we have observed improvements in accuracy. Injecting information from the xt plane leads to a lower MPJPE than the yt plane. We consider it is because most movements in the dataset involve changes in the width of a person's body (x -direction) rather than significant changes in their height (y -direction). Information about x -direction helps the network better understand movements involving the expansion of arms or sidekicks, which can lead to significant displacements of keypoints in the lateral direction. Therefore, adding lateral information provides more contextual information about keypoint positions, thereby improving accuracy. Utilizing the information from the three projection planes further enhances the network's accuracy.

Moreover, we investigate the most effective feature fusion strategy in Table VII. We conduct experiments using PoseResNet18† as the backbone, trained on the DHP19 dataset. The introduction of temporal-related information consistently leads to improved accuracy compared to the event frame approach, regardless of the specific feature fusion strategy used to incorporate temporal information. We test three commonly used feature fusion methods, namely addition, concatenation, and Attention Feature Fusion [53], compared against our DEA fusion method. Directly adding features from three perspec-

TABLE V
ABLATIONS ON 3D DECOUPLED EVENT Voxel FRAMEWORK.

Method	DEV	MPJPE _{2D}	MPJPE _{3D}	Gain
DHP19 [12]	<i>w/o</i>	7.67	87.90	-
DEV-Pose (DHP19)	<i>with</i>	6.27	71.01	↑18.25%
MobileHP-S† [51]	<i>w/o</i>	5.65	64.14	-
DEV-Pose (MobileHP-S)	<i>with</i>	5.20	58.80	↑7.96%

TABLE VI
ABLATIONS ON EVENT VIEWS OF DEV-POSE.

Event Views			MPJPE _{2D}	MPJPE _{3D}
xy	xt	yt		
✓	-	-	7.67	87.90
✓	✓	-	6.42	72.45
✓	-	✓	6.60	74.90
✓	✓	✓	6.27	71.01

tives into a single feature results in mixed information, which challenges the model’s ability to discern which information is more important for the task, ultimately constraining its performance. Concatenation and Attention Feature Fusion preserve the distinctiveness of information from each perspective, empowering the model to independently leverage each source of information, resulting in improved performance. We further introduce a novel module called Decoupled Event Attention (DEA), which leverages the spatial correspondence of three orthogonal planes to provide a more comprehensive description of points on a two-dimensional coordinate plane. Among the above four feature fusion strategies, our approach performs the best, which leads to 8.2% and 9.0% error reductions in terms of MPJPE_{2D} and MPJPE_{3D}, respectively, compared to the single-view baseline.

In Fig. 5, we aggregate features from the xt and yt planes along the time (t) axis through pooling in the DEA module. To explore which pooling method is more suitable for human pose estimation tasks, we conduct experiments with three commonly used backbones, applying both max pooling and average pooling. The results presented in Table VIII indicate that average pooling outperforms max pooling across all three backbones. This superiority of average pooling is due to its robustness in the presence of noise interference, which is a common challenge when dealing with event-based information. Therefore, average pooling is recommended for event information aggregation for the DEA module.

C. Comparison of Event Representations

Results on the DHP19 Dataset. In Table IX, we present a comparative analysis of four event representations: 2D event frames, our 3D rasterized event point clouds (RasEPC), 3D voxel-based methods and our 3D decoupled event voxels (DEV), all evaluated on the DHP19 dataset († indicates our reimplementation). We follow the Simple Baseline [21] to train

TABLE VII
ABLATIONS ON VIEW AGGREGATION METHOD.

Aggregation method	MPJPE _{2D}	MPJPE _{3D}
<i>w/o</i>	5.37	61.03
Add	5.14	58.09
Concat	5.09	57.59
Attention Feature Fusion [53]	5.07	57.29
Decoupled Event Attention (Ours)	4.93	55.53

TABLE VIII
COMPARISON OF DIFFERENT POOLING METHODS.

Method	MPJPE _{2D}	
	Max Pooling	Average Pooling
DEV-Pose (DHP19)	6.38	6.27
DEV-Pose (MobileHP-S)	5.37	5.20
DEV-Pose (ResNet18)	5.02	4.93

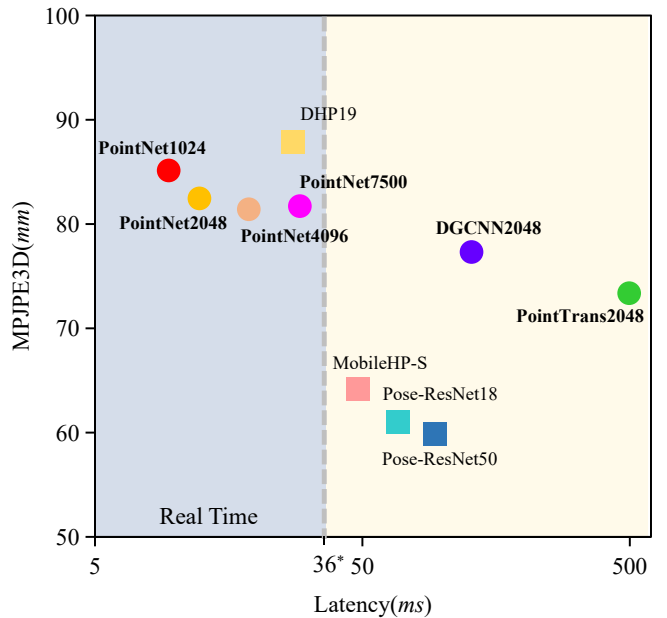


Fig. 6. Latency vs. Mean Per Joint Position Error with a logarithmic x-axis of 2D CNN backbones (square markers) and our Event Point Cloud pipeline (circular markers). *The real-time criterion is statistically obtained on the DHP19 test dataset [12].

the models of Pose-ResNet18 and Pose-ResNet50 with constant count event frames. MobileHumanPose [51] is tested as another backbone for 2D prediction with the same framework as ours. The event frame approach exhibits higher accuracy than the event point cloud approach, which is consistent with expectations, given the greater number of parameters in the latter. Although the speed advantage of the event point cloud is not pronounced on a single RTX 3090 GPU, it shines on an NVIDIA Jetson Xavier NX edge computing platform as shown in Fig. 6, where our method achieves the fastest inference with good performance. Our PointNet only has a latency of 12.29ms, which is ideally suitable for efficiency-

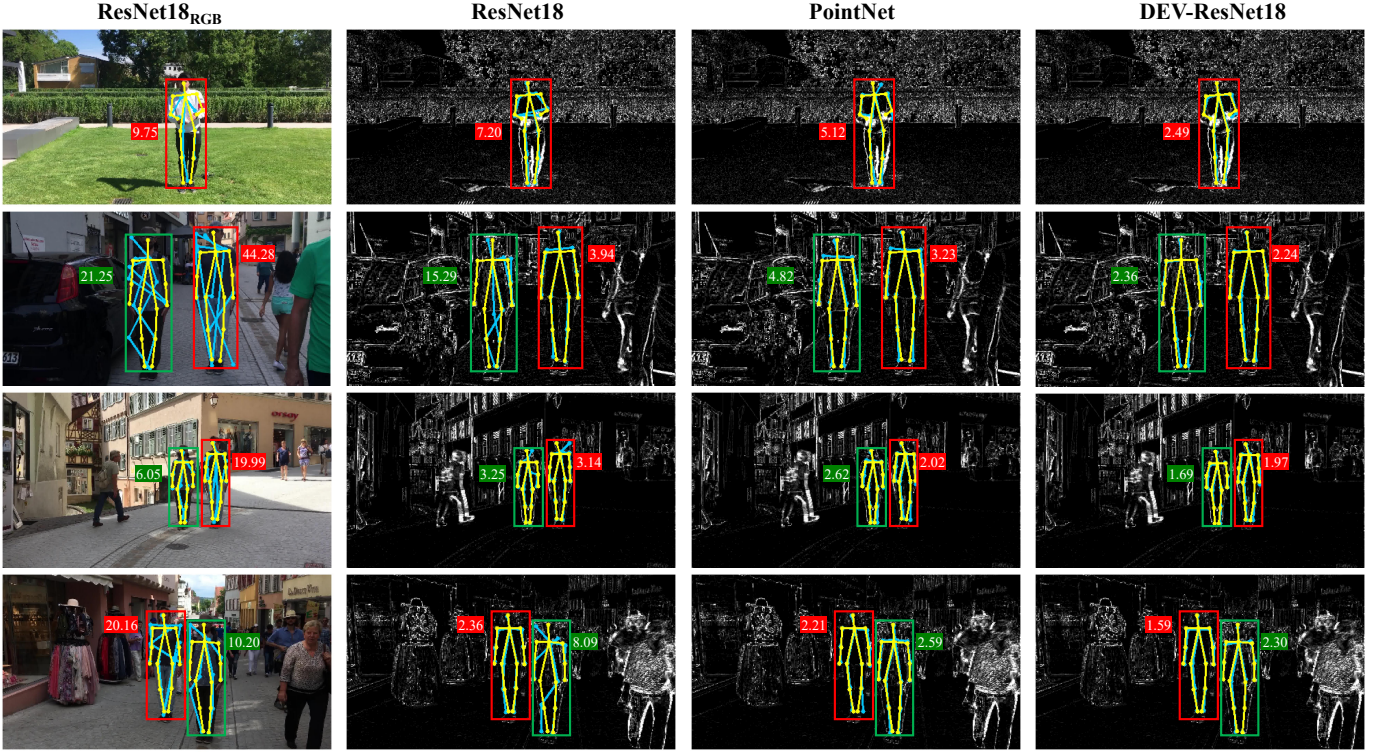


Fig. 7. Results visualization for different models on the EV-3DPW dataset. The bounding box is obtained through the label, in which the result of a single person is shown (yellow for ground truth, blue for prediction). Compared to using RGB images, using events as input is easier to generalize to different scenarios. Our proposed two 3D event representations cope better with static limbs than processing events into event frames.

TABLE IX
3D HUMAN POSE ESTIMATION ON THE DHP19 DATASET.

Input	Method	MPJPE _{2D}	MPJPE _{3D}	#Params (M)	Latency (ms)
2D Event Frames	DHP19 [12]	7.67	87.90	0.22	1.80
	MobileHP-S† [51]	5.65	64.14	1.83	10.9
	Pose-ResNet18† [21]	5.37	61.03	15.4	6.14
	Pose-ResNet50† [21]	5.28	59.83	34.0	13.0
3D Event Point Cloud	PointNet [14]	7.29	82.46	4.46	4.48
	DGCNN [15]	6.83	77.32	4.51	11.3
	Point Transformer [16]	6.46	73.37	3.65	161
3D Voxel-based Methods	VMV-PointTrans [16], [54]	9.13	103.23	3.67	-
	VMST-Net [37]	6.45	73.07	3.59	-
3D Decoupled Event Voxel	DEV-Pose (DHP19)	6.27	71.01	0.91	3.92
	DEV-Pose (ResNet18)	4.93	55.53	23.7	12.0

TABLE X
IN-THE-WILD EVENT-BASED HPE ON THE EV-3DPW DATASET.

Input	Method	MPJPE _{2D}	#Params (M)	Latency (ms)
2D RGB Frames	DHP19 _{RGB} [21]	45.17	0.22	1.80
	MobileHP-S _{RGB} [51]	22.22	1.83	10.9
	Pose-ResNet18 _{RGB} [21]	27.50	15.4	6.14
2D Event Frames	DHP19† [12]	36.15	0.22	1.80
	MobileHP-S† [51]	16.95	1.83	10.9
	Pose-ResNet18† [21]	17.87	15.4	6.14
	Pose-ResNet50† [21]	17.42	34.0	13.0
3D Event Point Cloud	PointNet [14]	20.65	4.46	4.48
	DGCNN [15]	19.98	4.51	11.3
	Point Transformer [16]	20.39	3.65	161
3D Decoupled Event Voxel	DEV-Pose (DHP19)	28.79	0.91	3.92
	DEV-Pose (ResNet18)	15.68	23.7	12.0

critical scenarios.

Compared to the event frame method under the same backbone, our decoupled event voxel method reduces the MPJPE value to a great extent without changing the parameter amount significantly. DEV-Pose (ResNet18) decreases MPJPE from 5.28 to 4.93 with much smaller parameters than Pose-ResNet50† with lower latency, which shows the effectiveness of adding temporal-related information. Compared with the voxel-based method, MPJPE of DEV-Pose (DHP19) with a parameter size of 0.91M is better than the VMST-Net method with a parameter size of 3.59M (6.27 pixels vs. 6.45 pixels), demonstrating the effectiveness of DEV representation. DEV-Pose (ResNet18) yields the highest accuracy while maintaining high efficiency (12.0ms), indicating that the proposed method

achieves a better trade-off between accuracy and latency than the event frame method.

In-the-Wild Results on the EV-3DPW Dataset. To provide valuable insights into the performance of different input modalities and highlight the advantages of 3D event representations, we present experimental analyses on the EV-3DPW dataset. As a derived dataset simulated from the video HPE dataset, the EV-3DPW dataset comprises two distinct data types for in-the-wild scenarios: RGB images and events. We conduct experiments using both modalities on the same networks, as shown in Table X. For all three different backbones, the event frame approach outperforms RGB images. The event-based approach excels in such conditions due to its ability to respond solely to changes in intensity, mitigating the




Fig. 8. Qualitative results on the EV-JAAD dataset. The human bounding boxes are offered by the original JAAD dataset. Our two three-dimensional event representation methods successfully generalize from the synthetic dataset to unseen driving scenes.

impact of lighting variations and similarities between target and background colors. Notably, the 3D RasEPC approach achieves good performance with low latency. On the other hand, DEV-Pose (ResNet18) reduces MPJPE from 17.87 to 15.68 compared to Pose-ResNet18[†] by a clear margin of 12.3%. These quantitative results demonstrate that 3D event representation is superior to the commonly employed 2D representation for accurately estimating human poses in challenging outdoor and intricate environments. We further present qualitative results in Fig. 7. In some difficult scenes, the network working with RGB images fails, while the event frame method delivers better results. Our investigation of 3D event representations, including the 3D event point cloud and 3D decoupled event voxel, showcases their remarkable efficacy in complex street scenes. These representations harness temporal information effectively, underscoring their potential advantages in tasks related to human behavior analysis, especially in predicting keypoints for static limbs. This comprehensive description reaffirms the rational application of event cameras in addressing real-world challenges associated with human behavior, particularly in outdoor settings with complex scenarios and unpredictable movements.

Results Visualization and Real-World Estimations. We further qualitatively compare the synthetic driving scene dataset EV-JAAD without ground truth and the collected event streams to verify the generalization ability of the 3D event representation. As shown in Fig. 8, RasEPC and DEV representations both give high-quality human pose estimation in new unfamiliar scenes, demonstrating their strong generalization ability. As for the RGB image method, it suffers from lighting conditions and background changes. The event frame method, which

discards temporal information entirely, appears less suitable for handling unfamiliar scenes.

To further investigate the practical performance of the proposed 3D event representation solution on real data, we collect aligned grayscale frames and event streams of street scenes and basements, as illustrated in Fig. 9. In practice, we install an event camera with a resolution of 346×260 on top of a mobile robot (see Fig. 10), which traverses streets and garages under remote control. Although the robot’s viewing perspective and movement mode are significantly different from that of the handheld camera used in the EV-3DPW for training, both 3D event representations provide reliable estimation. For other methods, estimating directly on real-world data results in significant challenges. In dimly lit environments such as garages (last row of Fig. 9), event-based information is particularly advantageous over traditional image-based methods. However, the event frame approach fails to accurately estimate any joint points, while both three-dimensional event representations yield considerably more reliable results. Correct estimation of pedestrian poses in garage scenarios holds significant importance, especially in applications like smart parking.

In summary, our solution demonstrates superior performance compared to RGB image-based and event-frame methods using the same backbones for human pose estimation, showing excellent synthetic-to-real generalizability.

V. LIMITATIONS

While we have demonstrated the effectiveness of 3D event representations for human pose estimation, there are certain limitations to our study. Firstly, we have primarily focused on

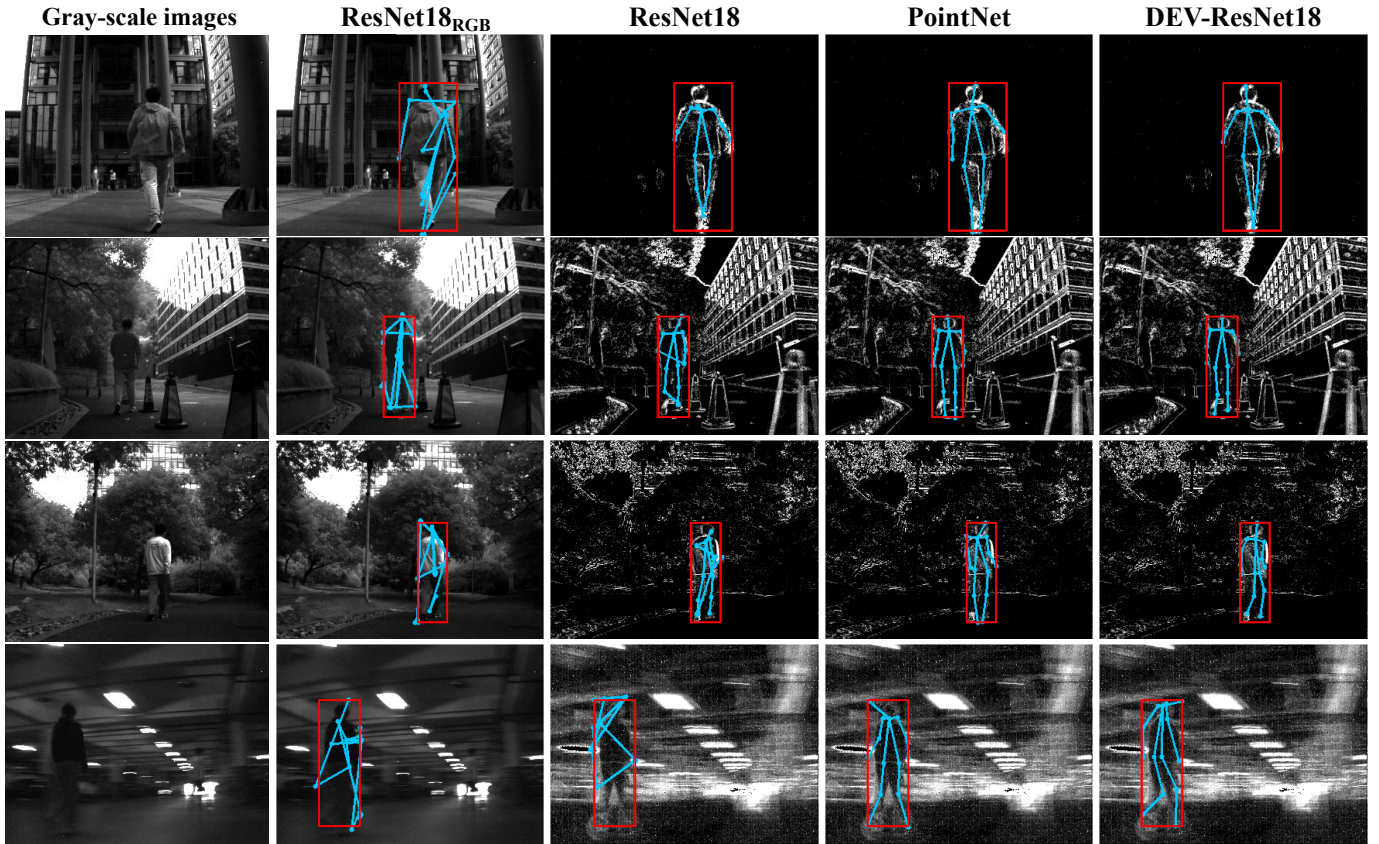


Fig. 9. Qualitative comparison of different methods in outdoor gray-scale image sequences and event streams captured by our event camera. The human bounding boxes are estimated by the pre-trained YOLOv3 model [55] using MMDetection [56]. Our two 3D event representation methods yield reliable estimates in street scenes and basements, which means stronger generalization ability in the real world.

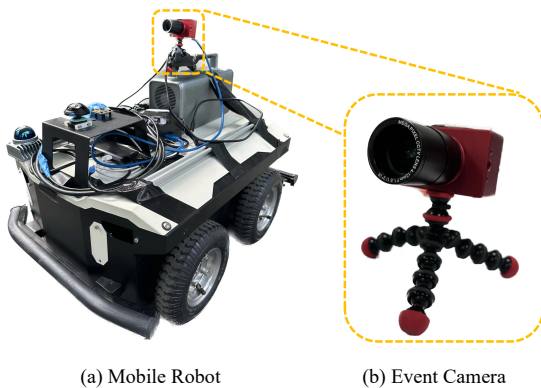


Fig. 10. (a) Our outdoor mobile robot is equipped with an event camera (DAVIS-346) and a laptop. (b) Event camera for capturing outdoor aligned grayscale frames and event information.

their application in HPE without exploring their potential in other event-related tasks, which is an interesting avenue for future research. Secondly, in multi-person scenarios, our method are built in a top-down fashion, relying on preprocessed human bounding boxes without end-to-end optimization, which leaves room for further exploration and refinement of our approach.

VI. CONCLUSION

In this work, we look into event-based human pose estimation from a novel perspective of 3D event representations. In contrast to existing event-frame-based methods that undermine the natural characteristic of events with high temporal

resolution, we make a further step at the event information presentation level to eliminate the reliance on accumulating asynchronous event signals to synchronous frames and tackle the challenge of maintaining the time resolution. The proposed idea is implemented with two novel representations, namely the rasterized event point cloud representation and the decoupled event voxel representation. We further introduce EV-3DPW, a public synthetic event point cloud dataset, which facilitates the training and evaluation of event-based HPE models. Experiments on the public DHP19 dataset and our established EV-3DPW dataset demonstrate that event point cloud representation with three known point-wise backbones attains good trade-offs between speed and accuracy. Evidently, the decoupled event voxel representation is compatible with well-known 2D CNN backbones, which significantly improves the accuracy of human pose estimation while ensuring computational efficiency. Both 3D event representations demonstrate strong generalizability in unseen scenarios.

In the future, we look forward to further exploring the adaptability of the 3D event representation for other downstream tasks related to human behavior. Precisely, we aim to explore other event-based human behavior understanding tasks, such as action recognition and gait recognition. Furthermore, we plan to leverage synthetic in-the-wild datasets to achieve end-to-end HPE for multiple people. We also intend to collect a real outdoor multi-person dataset to provide a benchmark for the quantitative evaluation of event-based human pose estimation in difficult scenes and stimulate new research in this field.

REFERENCES

- [1] S. Yan, Y. Xiong, and D. Lin, "Spatial temporal graph convolutional networks for skeleton-based action recognition," in *Proc. AAAI*, vol. 32, no. 1, 2018, pp. 7444–7452.
- [2] L. Shi, Y. Zhang, J. Cheng, and H. Lu, "Skeleton-based action recognition with directed graph neural networks," in *Proc. CVPR*, 2019, pp. 7912–7921.
- [3] N. S. Willett, H. V. Shin, Z. Jin, W. Li, and A. Finkelstein, "Pose2Pose: Pose selection and transfer for 2D character animation," in *Proc. IUI*, 2020, pp. 88–99.
- [4] P. R. G. Cadena, M. Yang, Y. Qian, and C. Wang, "Pedestrian graph: Pedestrian crossing prediction based on 2D pose estimation and graph convolutional networks," in *Proc. ITSC*, 2019, pp. 2000–2005.
- [5] D. Burgermeister and C. Curio, "PedRecNet: Multi-task deep neural network for full 3D human pose and orientation estimation," in *Proc. IV*, 2022, pp. 441–448.
- [6] C. Papaioannidis, I. Mademlis, and I. Pitas, "Fast CNN-based single-person 2D human pose estimation for autonomous systems," *IEEE Transactions on Circuits and Systems for Video Technology*, vol. 33, no. 3, pp. 1262–1275, 2023.
- [7] L. Zhao, J. Xu, C. Gong, J. Yang, W. Zuo, and X. Gao, "Learning to acquire the quality of human pose estimation," *IEEE Transactions on Circuits and Systems for Video Technology*, vol. 31, no. 4, pp. 1555–1568, 2021.
- [8] T. Chen, C. Fang, X. Shen, Y. Zhu, Z. Chen, and J. Luo, "Anatomy-aware 3D human pose estimation with bone-based pose decomposition," *IEEE Transactions on Circuits and Systems for Video Technology*, vol. 32, no. 1, pp. 198–209, 2022.
- [9] S. Liu, Y. Li, and G. Hua, "Human pose estimation in video via structured space learning and halfway temporal evaluation," *IEEE Transactions on Circuits and Systems for Video Technology*, vol. 29, no. 7, pp. 2029–2038, 2019.
- [10] Z. Tang, Y. Hao, J. Li, and R. Hong, "FTCM: Frequency-temporal collaborative module for efficient 3D human pose estimation in video," *IEEE Transactions on Circuits and Systems for Video Technology*, 2023.
- [11] G. Gallego *et al.*, "Event-based vision: A survey," *IEEE Transactions on Pattern Analysis and Machine Intelligence*, vol. 44, no. 1, pp. 154–180, 2022.
- [12] E. Calabrese *et al.*, "DHP19: Dynamic vision sensor 3D human pose dataset," in *Proc. CVPRW*, 2019, pp. 1695–1704.
- [13] G. Scarpellini, P. Morerio, and A. Del Bue, "Lifting monocular events to 3D human poses," in *Proc. CVPRW*, 2021, pp. 1358–1368.
- [14] C. R. Qi, H. Su, K. Mo, and L. J. Guibas, "PointNet: Deep learning on point sets for 3D classification and segmentation," in *Proc. CVPR*, 2017, pp. 77–85.
- [15] Y. Wang, Y. Sun, Z. Liu, S. E. Sarma, M. M. Bronstein, and J. M. Solomon, "Dynamic graph CNN for learning on point clouds," *ACM Transactions on Graphics*, vol. 38, no. 5, pp. 1–12, 2019.
- [16] H. Zhao, L. Jiang, J. Jia, P. H. S. Torr, and V. Koltun, "Point transformer," in *Proc. ICCV*, 2021, pp. 16 239–16 248.
- [17] Y. Huang, W. Zheng, Y. Zhang, J. Zhou, and J. Lu, "Tri-perspective view for vision-based 3D semantic occupancy prediction," in *Proc. CVPR*, 2023, pp. 9223–9232.
- [18] H. Rebecq, D. Gehrig, and D. Scaramuzza, "ESIM: an open event camera simulator," in *Proc. CoRL*, vol. 87, 2018, pp. 969–982.
- [19] T. Von Marcard, R. Henschel, M. J. Black, B. Rosenhahn, and G. Pons-Moll, "Recovering accurate 3D human pose in the wild using IMUs and a moving camera," in *Proc. ECCV*, vol. 11214, 2018, pp. 614–631.
- [20] A. Rasouli, I. Kotseruba, and J. K. Tsotsos, "Are they going to cross? A benchmark dataset and baseline for pedestrian crosswalk behavior," in *Proc. ICCVW*, 2017, pp. 206–213.
- [21] B. Xiao, H. Wu, and Y. Wei, "Simple baselines for human pose estimation and tracking," in *Proc. ECCV*, vol. 11210, 2018, pp. 472–487.
- [22] J. Chen, H. Shi, Y. Ye, K. Yang, L. Sun, and K. Wang, "Efficient human pose estimation via 3D event point cloud," in *Proc. 3DV*, 2022, pp. 1–10.
- [23] A. Toshev and C. Szegedy, "DeepPose: Human pose estimation via deep neural networks," in *Proc. CVPR*, 2014, pp. 1653–1660.
- [24] X. Sun, B. Xiao, F. Wei, S. Liang, and Y. Wei, "Integral human pose regression," in *Proc. ECCV*, vol. 11210, 2018, pp. 536–553.
- [25] H.-S. Fang, S. Xie, Y.-W. Tai, and C. Lu, "RMPE: Regional multi-person pose estimation," in *Proc. ICCV*, 2017, pp. 2353–2362.
- [26] Z. Cao, T. Simon, S.-E. Wei, and Y. Sheikh, "Realtime multi-person 2D pose estimation using part affinity fields," in *Proc. CVPR*, 2017, pp. 1302–1310.
- [27] Z. Geng, K. Sun, B. Xiao, Z. Zhang, and J. Wang, "Bottom-up human pose estimation via disentangled keypoint regression," in *Proc. CVPR*, 2021, pp. 14 676–14 686.
- [28] S. Li and A. B. Chan, "3D human pose estimation from monocular images with deep convolutional neural network," in *Proc. ACCV*, vol. 9004, 2014, pp. 332–347.
- [29] C.-H. Chen and D. Ramanan, "3D human pose estimation = 2D pose estimation + matching," in *Proc. CVPR*, 2017, pp. 5759–5767.
- [30] K. Isakov, E. Burkov, V. Lempitsky, and Y. Malkov, "Learnable triangulation of human pose," in *Proc. ICCV*, 2019, pp. 7717–7726.
- [31] J. Dong, W. Jiang, Q. Huang, H. Bao, and X. Zhou, "Fast and robust multi-person 3D pose estimation from multiple views," in *Proc. CVPR*, 2019, pp. 7792–7801.
- [32] F. Zhang, X. Zhu, and M. Ye, "Fast human pose estimation," in *Proc. CVPR*, 2019, pp. 3512–3521.
- [33] X. Wu and J. Yuan, "Multipath event-based network for low-power human action recognition," in *Proc. WF-IoT*, 2020, pp. 1–5.
- [34] L. Xu, W. Xu, V. Golyanik, M. Habermann, L. Fang, and C. Theobalt, "EventCap: Monocular 3D capture of high-speed human motions using an event camera," in *Proc. CVPR*, 2020, pp. 4967–4977.
- [35] S. Zou *et al.*, "EventHPE: Event-based 3D human pose and shape estimation," in *Proc. ICCV*, 2021, pp. 10 976–10 985.
- [36] R. Baldwin, R. Liu, M. M. Almatrafi, V. K. Asari, and K. Hirakawa, "Time-ordered recent event (TORE) volumes for event cameras," *IEEE Transactions on Pattern Analysis and Machine Intelligence*, vol. 45, no. 2, pp. 2519–2532, 2023.
- [37] D. Liu, T. Wang, and C. Sun, "Voxel-based multi-scale transformer network for event stream processing," *IEEE Transactions on Circuits and Systems for Video Technology*, 2023.
- [38] D. Gehrig, M. Gehrig, J. Hidalgo-Carri6, and D. Scaramuzza, "Video to events: Recycling video datasets for event cameras," in *Proc. CVPR*, 2020, pp. 3583–3592.
- [39] A. Z. Zhu, Z. Wang, K. Khant, and K. Daniilidis, "EventGAN: Leveraging large scale image datasets for event cameras," in *Proc. ICCP*, 2021, pp. 1–11.
- [40] J. Zhang, K. Yang, and R. Stiefelhagen, "Exploring event-driven dynamic context for accident scene segmentation," *IEEE Transactions on Intelligent Transportation Systems*, vol. 23, no. 3, pp. 2606–2622, 2022.
- [41] Z. Wu *et al.*, "3D ShapeNets: A deep representation for volumetric shapes," in *Proc. CVPR*, 2015, pp. 1912–1920.
- [42] D. Maturana and S. Scherer, "VoxNet: A 3D convolutional neural network for real-time object recognition," in *Proc. IROS*, 2015, pp. 922–928.
- [43] C. R. Qi, H. Su, M. Nießner, A. Dai, M. Yan, and L. J. Guibas, "Volumetric and multi-view CNNs for object classification on 3D data," in *Proc. CVPR*, 2016, pp. 5648–5656.
- [44] Q. Wang, Y. Zhang, J. Yuan, and Y. Lu, "Space-time event clouds for gesture recognition: From RGB cameras to event cameras," in *Proc. WACV*, 2019, pp. 1826–1835.
- [45] J. Chen, J. Meng, X. Wang, and J. Yuan, "Dynamic graph CNN for event-camera based gesture recognition," in *Proc. ISCAS*, 2020, pp. 1–5.
- [46] A. Z. Zhu, L. Yuan, K. Chaney, and K. Daniilidis, "Unsupervised event-based learning of optical flow, depth, and egomotion," in *Proc. CVPR*, 2019, pp. 989–997.
- [47] J. Hidalgo-Carri6, D. Gehrig, and D. Scaramuzza, "Learning monocular dense depth from events," in *Proc. 3DV*, 2020, pp. 534–542.
- [48] A. Newell, K. Yang, and J. Deng, "Stacked hourglass networks for human pose estimation," in *Proc. ECCV*, vol. 9912, 2016, pp. 483–499.
- [49] S.-E. Wei, V. Ramakrishna, T. Kanade, and Y. Sheikh, "Convolutional pose machines," in *Proc. CVPR*, 2016, pp. 4724–4732.
- [50] Y. Li *et al.*, "Is 2D heatmap representation even necessary for human pose estimation?" *arXiv preprint arXiv:2107.03332*, 2021.
- [51] S. Choi, S. Choi, and C. Kim, "MobileHumanPose: Toward real-time 3D human pose estimation in mobile devices," in *Proc. CVPRW*, 2021, pp. 2328–2338.
- [52] D. P. Kingma and J. Ba, "Adam: A method for stochastic optimization," in *Proc. ICLR*, 2015.
- [53] Y. Dai, F. Giesecke, S. Oehmcke, Y. Wu, and K. Barnard, "Attentional feature fusion," in *Proc. WACV*, 2021, pp. 3559–3568.
- [54] B. Xie, Y. Deng, Z. Shao, H. Liu, and Y. Li, "VMV-GCN: Volumetric multi-view based graph CNN for event stream classification," *IEEE Robotics and Automation Letters*, vol. 7, no. 2, pp. 1976–1983, 2022.
- [55] J. Redmon and A. Farhadi, "YOLOv3: An incremental improvement," *arXiv preprint arXiv:1804.02767*, 2018.
- [56] K. Chen *et al.*, "MMDetection: Open MMLab detection toolbox and benchmark," *arXiv preprint arXiv:1906.07155*, 2019.