

Discerning and Enhancing the Weighted Sum-Rate Maximization Algorithms in Communications

Zepeng Zhang, *Student Member, IEEE*, Ziping Zhao, *Member, IEEE*, Kaiming Shen, *Member, IEEE*, Daniel P. Palomar, *Fellow, IEEE*, and Wei Yu, *Fellow, IEEE*

Abstract—Weighted sum-rate (WSR) maximization plays a critical role in communication system design. This paper examines three optimization methods for WSR maximization, which ensure convergence to stationary points: two block coordinate ascent (BCA) algorithms, namely, weighted sum-minimum mean-square error (WMMSE) and WSR maximization via fractional programming (WSR-FP), along with a minorization-maximization (MM) algorithm, WSR maximization via MM (WSR-MM). Our contributions are threefold. Firstly, we delineate the exact relationships among WMMSE, WSR-FP, and WSR-MM, which, despite their extensive use in the literature, lack a comprehensive comparative study. By probing the theoretical underpinnings linking the BCA and MM algorithmic frameworks, we reveal the direct correlations between the equivalent transformation techniques, essential to the development of WMMSE and WSR-FP, and the surrogate functions pivotal to WSR-MM. Secondly, we propose a novel algorithm, WSR-MM+, harnessing the flexibility of selecting surrogate functions in MM framework. By circumventing the repeated matrix inversions in the search for optimal Lagrange multipliers in existing algorithms, WSR-MM+ significantly reduces the computational load per iteration and accelerates convergence. Thirdly, we reconceptualize WSR-MM+ within the BCA framework, introducing a new equivalent transform, which gives rise to an enhanced version of WSR-FP, named as WSR-FP+. We further demonstrate that WSR-MM+ can be construed as the basic gradient projection method. This perspective yields a deeper understanding into its computational intricacies. Numerical simulations corroborate the connections between WMMSE, WSR-FP, and WSR-MM and confirm the efficacy of the proposed WSR-MM+ and WSR-FP+ algorithms.

Index Terms—Rate maximization, weighted sum-minimum mean-square error (WMMSE), fractional programming (FP), block coordinate ascent (BCA), minorization-maximization (MM), equivalent transform, surrogate function.

I. INTRODUCTION

Weighted sum-rate (WSR) maximization plays a central role in a wide variety of communication system design tasks [2], a typical case of which is to find the optimal beamforming vectors for the multi-antenna channels [3], [4], [5], [6]. This problem is proved to be NP-hard [7], [8]; the state-of-the-art for WSR maximization is generally to attain a stationary point solution via iterative algorithms, notably including the weighted sum-minimum mean-square error (WMMSE) algorithms [3], [4], the WSR maximization via fractional programming (WSR-FP) algorithms [5], [9], and the WSR maximization via minorization-maximization (WSR-MM) algorithms [6], each offering a distinct strategy for WSR beamforming problems.

As three common non-convex optimization approaches, WMMSE, WSR-FP, and WSR-MM are driven by completely different motivations. The appeal of WMMSE originates from a foundational principle in signal processing: maximizing the signal-to-interference-plus-noise ratio (SINR) equates to minimizing the mean squared error (MSE) of the received signal. The idea of casting the WSR maximization problem into the weighted sum-MSE minimization problem to facilitate the problem solving was first proposed in [3] for the multiple-input single-output (MISO) channels and later extended by [4] to the multiple-input multiple-output (MIMO) case. A recent progress in WMMSE aims to reduce the computational complexity by using the range space of channels [10]. In contrast, fractional programming approaches work towards a mathematical goal—it reformulates a fractional optimization problem with one or more ratios so as to decouple every ratio term. The classic methods, i.e., Dinkelbach’s algorithm and Charnes-Cooper algorithm [11], have achieved this goal for a single ratio. However, the use of the classic fractional programming techniques in communication system design was typically restricted to the single-ratio problem scenario such as the efficiency maximization [12], [13], while the WSR maximization, a logarithmic fractional programming problem, does not fall in this category. A new multi-ratio “equivalent transform” technique, known as the quadratic transform, was developed in [5] to coordinate multiple links (with multiple SINRs) in wireless networks. The capability of dealing with multiple ratios enables the extensive applications of the quadratic transform in communication system design, e.g., [14], [15], [16]. In particular, aided by the quadratic transform and the Lagrangian dual transform for dealing with logarithmic functions, WSR-FP was introduced for WSR maximization [5]. As for the minorization-maximization (MM) method [17], [18], it involves two steps: In the minorization step, a “surrogate function” that lower bounds the objective function is constructed; subsequently, in the maximization step, this surrogate function is maximized. The inherent flexibility in formulating surrogate functions allows for MM algorithms that are tailored to exploit the specific nuances of given problems. The MM-based method, WSR-MM [6], was developed specifically to tackle the WSR maximization problems.

The trio of methodologies—WMMSE, WSR-FP, and WSR-MM—diverges in foundation and approach. Both WSR-FP [5], [19] and WSR-MM [6] originate from a mathematical algorithmic perspective. In contrast, WMMSE [3], [4], while later framed through a mathematical lens [20], is anchored in the physical background of communications, relying on

This paper was presented in part at the 48th IEEE International Conference on Acoustics, Speech, and Signal Processing (ICASSP), Rhodes Island, Greece, June 4th–10th, 2023 [1].

transforming the WSR problem into a weighted sum-MSE minimization problem. The WSR-MM method addresses the optimization problem by iteratively constructing a surrogate function of the original objective, which is then optimized in each iteration. In contrast, the WMMSE and WSR-FP methods deploy equivalent transformations to the initial optimization problem. They inadvertently increase the dimensionality of the optimization variables by introducing auxiliary variables, thus leading to multi-block optimization problems. In these scenarios, both the beamforming variables and the auxiliary variables are optimized using block coordinate ascent (BCA) techniques [21]. Noteworthy is the non-unique decouple schemes when applying equivalent transforms in WSR-FP and the non-unique variable block selection rules when applying BCA, which makes them not two individual algorithms but two algorithm categories. In this paper, we also provide novel insights and perspectives on the WSR-FP algorithms, presenting findings previously unexplored in the literature.

Although birthed from distinct technical lineages, there exists a strong connection among the WMMSE, WSR-FP, and WSR-MM algorithms. While strides have been made to elucidate the interrelationships among them [22], [19], [9], certain elements remain sufficiently opaque. This paper endeavors to clarify these connections through an exhaustive examination through two representative communication systems: a MISO system with broadcast channels and a MIMO system with interference channels. We demonstrate that WSR-FP [5], [19] subsumes WMMSE [3], [4] which, in turn, subsumes WSR-MM [6]. Additionally, we establish that not all instances of WSR-FP align with the MM methodology; rather, this interpretation is contingent upon the fulfillment of specific criteria. We also elucidate the parallelism between the equivalent transformations employed in WMMSE and WSR-FP and the intricate surrogate function construction methods pivotal in the WSR-MM strategy. By taking the minorization step in the WSR-MM method as a bifurcated surrogate function development procedure [6], we observe that these two steps have one-to-one correspondences to the two equivalent transforms adopted in WMMSE and WSR-FP. By employing specific variable update orders in WMMSE and particular decoupling schemes alongside variable update orders in WSR-FP, the updates of auxiliary variables in both algorithms can be viewed as the construction of surrogate functions within WSR-MM. It is important to note that, unlike the methodologies in [9], which retrospectively associate certain WSR-FP algorithms with the MM algorithmic framework, our analysis employs a forward-looking, constructive approach. This proactive method enhances our understanding of existing algorithms and inspires the development of novel ones for WSR maximization, fully leveraging the capabilities of the MM framework.

In the problem of WSR maximization subject to the total power budget constraint, a particularly nuanced aspect of the prevailing WMMSE, WSR-FP, and WSR-MM approaches is the calibration process for determining the optimal Lagrange multiplier that satisfies the power constraint. This process is computationally intensive due to the recurrent requirement for calculating matrix (pseudo-)inversions. To forge a more efficient algorithm with lower per-iteration computational

complexity, we incorporate an extra minorization phase in the application of the MM technique to the WSR maximization problem. This leads to the development of a novel single-loop algorithm, termed WSR-MM+, which offers analytical solutions and eliminates the need for adjusting the Lagrange multiplier. Elaborating on this, we also interpret WSR-MM+ through the lens of BCA, which paves the way for an inventive equivalent transform methodology. Capitalizing on this technique, we introduce a novel class of single-loop algorithms, designated as WSR-FP+. In addition, we establish that WSR-MM+ can be construed as a projected gradient ascent method, which inherently incorporates an adaptive step size. This novel conceptualization not only streamlines the computational mechanisms but also sets the stage for further algorithmic developments.

To make it clear, main contributions of this paper are summarized as follows:

- A thorough and systematic examination of the interconnections between WMMSE, WSR-FP, and WSR-MM algorithms is presented. It is also established that the equivalent transformations deployed in formulating WMMSE and WSR-FP are intrinsically related to the surrogate function construction techniques utilized in WSR-MM.
- To spare the Lagrange multiplier tuning in existing iterative WSR maximization algorithms, we introduce two novel single-loop algorithms: the MM-inspired WSR-MM+ and its BCA counterpart WSR-FP+.
- The proposed WSR-MM+ is characterized as a projected gradient ascent method with an implicit step size.
- Complexity analyses of existing and proposed algorithms are conducted. The relationships between WMMSE, WSR-FP, and WSR-MM, as well as the superior performances of WSR-MM+ and WSR-FP+, are substantiated through experiments conducted in both MISO and MIMO system contexts.

The rest of this paper is organized as follows. Section II starts with a brief introduction to the BCA and MM frameworks. To more easily grasp the concepts underlying the WMMSE, WSR-FP, and WSR-MM methods, we will first review their applications in the MISO case in Section III before progressing to the MIMO scenario in Section IV. The intricate relationships among the WMMSE, WSR-FP, and WSR-MM methods are dissected in Section V. The proposed WSR-MM+ algorithm, along with its interpretations through BCA and projected gradient ascent, is comprehensively introduced in Section VI. Algorithm complexity comparisons are given in Section VII. Finally, Section VIII provides simulation results, followed by conclusions and discussions in Section IX.

Notation: Italic letters, boldface lower-case letters, and boldface upper-case letters denote scalars, column vectors, and matrices, respectively. We denote by \mathbf{I} the identity matrices. The real and complex numbers are denoted by \mathbb{R} and \mathbb{C} , respectively. N -dimensional complex vectors are denoted by \mathbb{C}^N . $N \times M$ -dimensional complex matrices and Hermitian matrices are denoted by $\mathbb{C}^{N \times M}$ and \mathbb{H}^N , respectively. Given $\mathbf{A}, \mathbf{B} \in \mathbb{H}^N$, $\mathbf{A} \succ \mathbf{B}$ and $\mathbf{A} \succeq \mathbf{B}$ stand for $\mathbf{A} - \mathbf{B}$ is positive semidefinite and positive definite respectively. $(\cdot)^*$,

$(\cdot)^H$, $(\cdot)^{-1}$, and $(\cdot)^\dagger$ are used to denote the matrix conjugate, Hermitian, inverse, and pseudo-inverse, respectively. $\text{Re}(\cdot)$ denotes the real part of a scalar. $\|\cdot\|$ denotes the vector 2-norm or the matrix Frobenius norm. $\det(\cdot)$, $\text{tr}(\cdot)$, and $\lambda_{\max}(\cdot)$ denote the determinant, trace, and largest eigenvalue of a matrix, respectively. $\frac{\partial f(x)}{\partial x}$ represents the partial derivative of function f at x . $f(n) = \mathcal{O}(g(n))$ means there are positive constants c and k , such that $0 \leq f(n) \leq cg(n)$ for all $n \geq k$.

II. BLOCK COORDINATE ASCENT AND MINORIZATION-MAXIMIZATION

We provide a brief overview of two classical iterative optimization methods—block coordinate ascent (BCA) [21] and minorization-maximization (MM) [17], [18]—for solving a maximization problem. To illustrate the fundamental concept of BCA, we examine a problem with three variables:

$$\begin{aligned} & \underset{u,v,x}{\text{maximize}} && g(u,v,x) \\ & \text{subject to} && u \in \mathcal{U}, v \in \mathcal{V}, x \in \mathcal{X}, \end{aligned} \quad (1)$$

where \mathcal{U} , \mathcal{V} , and \mathcal{X} denote the feasible domains for u , v , and x , respectively. Given initial feasible iterates, BCA iteratively refines one block of variables at a time, holding the others constant. This process is described by the following update rules for $t = 0, 1, 2, \dots$:

$$\begin{cases} u^{(t+1)} \in \arg \max_{u \in \mathcal{U}} g(u, v^{(t)}, x^{(t)}) \\ v^{(t+1)} \in \arg \max_{v \in \mathcal{V}} g(u^{(t+1)}, v, x^{(t)}) \\ x^{(t+1)} \in \arg \max_{x \in \mathcal{X}} g(u^{(t+1)}, v^{(t+1)}, x). \end{cases} \quad (2)$$

The three variable blocks can be updated following a cyclic pattern or through other block selection rules [22], [23]. Turning to MM, we consider the following problem:

$$\begin{aligned} & \underset{x}{\text{maximize}} && f(x) \\ & \text{subject to} && x \in \mathcal{X}, \end{aligned} \quad (3)$$

where \mathcal{X} denotes the feasible set for x . MM, starting from a feasible initial point, tackles this problem by solving a sequence of surrogate optimization problems. Specifically, at $x^{(t)}$, the MM update rule is:

$$\mathbf{x}^{(t+1)} \in \arg \max_{x \in \mathcal{X}} \ell(x, x^{(t)}), \quad (4)$$

where $\ell(x, x^{(t)})$ represents the surrogate function of $f(x)$ at $x^{(t)}$ and must satisfy the conditions $\ell(x, x^{(t)}) \leq f(x)$ and $\ell(x^{(t)}, x^{(t)}) = f(x^{(t)})$ for all x and $x^{(t)}$ within the set \mathcal{X} . For discussions regarding the convergence properties of BCA and MM, interested readers are directed to [24], [25], [22], [23].

III. WSR MAXIMIZATION OVER MISO BROADCAST CHANNEL

A. System Model and Problem Formulation

Consider a communication system of downlink transmission, where K single-antenna users is served by a base station with M antennas. For each user k ($k = 1, \dots, K$), we define $\mathbf{w}_k \in \mathbb{C}^M$ as the transmit beamforming vector and $\mathbf{h}_k \in \mathbb{C}^M$

as the channel from the base station to the user. The signal received at the k -th user, y_k , can be described as follows:

$$y_k = \mathbf{h}_k^H \mathbf{w}_k s_k + \sum_{j=1, j \neq k}^K \mathbf{h}_k^H \mathbf{w}_j s_j + n_k, \quad (5)$$

where s_k denotes the symbol intended for user k with zero mean and unit variance and $n_k \sim \mathcal{CN}(0, \sigma_k^2)$ is the additive white Gaussian noise. The SINR for the k -th user is given by¹

$$\text{SINR}_k(\{\mathbf{w}_i\}) = \frac{|\mathbf{h}_k^H \mathbf{w}_k|^2}{\sum_{j=1, j \neq k}^K |\mathbf{h}_k^H \mathbf{w}_j|^2 + \sigma_k^2}, \quad (6)$$

and the corresponding rate can be calculated as

$$R_k(\{\mathbf{w}_i\}) = \log(1 + \text{SINR}_k(\{\mathbf{w}_i\})). \quad (7)$$

Our objective is to maximize the overall WSR of the system by optimizing the beamformer vectors, i.e.,

$$\underset{\{\mathbf{w}_i\} \in \mathcal{W}}{\text{maximize}} \quad f(\{\mathbf{w}_i\}) = \sum_{k=1}^K \omega_k R_k(\{\mathbf{w}_i\}), \quad (8)$$

where ω_k is a weighting coefficient reflecting the relative priority of user k in the system and the beamformer is subject to the following transmit power limit constraint:

$$\mathcal{W} = \left\{ \{\mathbf{w}_i\} \mid \sum_{k=1}^K \|\mathbf{w}_k\|^2 \leq P \right\}, \quad (9)$$

with P the total available transmit power at the base station.

The WSR maximization problem (8) is non-convex. In the following, we will first briefly review three prevalent methods for problem solving in the literature, namely, WMMSE [4], WSR-FP [5], and WSR-MM [6].

B. WMMSE Algorithms

Following the WMMSE method proposed in [3], [4], the WSR maximization problem (8) is recast into an equivalent weighted sum-MSE minimization problem. Under the independence assumption of s_k 's and n_k 's, the MSE between the estimated signal and the original signal for user k is given by

$$\begin{aligned} e_k &= \mathbb{E} \left[\left| l_k^* (\mathbf{h}_k^H \mathbf{w}_k s_k + \sum_{j=1, j \neq k}^K \mathbf{h}_k^H \mathbf{w}_j s_j + n_k) - s_k \right|^2 \right] \\ &= |l_k^* \mathbf{h}_k^H \mathbf{w}_k - 1|^2 + \sum_{j=1, j \neq k}^K |l_k^* \mathbf{h}_k^H \mathbf{w}_j|^2 + \sigma_k^2 |l_k^*|^2, \end{aligned} \quad (10)$$

where l_k denotes the receive beamformer for user k .

Proposition 1 ([4]). *Let $m_1, \dots, m_K \geq 0$ be the weights. The WSR maximization problem (8) is equivalent to the following weighted sum-MSE minimization problem*

$$\underset{\{l_i\}, \{m_i\}, \{\mathbf{w}_i\} \in \mathcal{W}}{\text{maximize}} \quad \sum_{k=1}^K \omega_k (\log m_k - m_k e_k), \quad (11)$$

in the sense that they attain the identical optimal solution.

¹Throughout this paper, the set $\{\mathbf{w}_i\}$ is used to collectively represent the beamforming vectors $\mathbf{w}_1, \dots, \mathbf{w}_K$, and similar notations are adopted for other parameter sets.

Based on Proposition 1, Problem (8) can be addressed via solving Problem (11), a three-block optimization problem with beamforming variables $\{\mathbf{w}_i\}$ and auxiliary variables $\{l_i\}$ and $\{m_i\}$. Solving Problem (11) based on BCA leads to the WMMSE algorithms [3], [4]. Given initial feasible iterates, **A1** summarizes the variable update steps in each round.²

A1: A WMMSE algorithm for MISO beamforming [4]

$$\begin{aligned} \text{S1: } l_k &= \frac{\mathbf{h}_k^H \mathbf{w}_k}{\sum_{j=1}^K |\mathbf{h}_k^H \mathbf{w}_j|^2 + \sigma_k^2}, \\ \text{S2: } m_k &= 1 + \text{SINR}_k(\{\mathbf{w}_i\}), \\ \text{S3: } \mathbf{w}_k &= \left(\sum_{j=1}^K \omega_j \underline{m}_j |l_j|^2 \mathbf{h}_j \mathbf{h}_j^H + \mu \mathbf{I} \right)^\dagger \omega_k \underline{m}_k l_k \mathbf{h}_k. \end{aligned}$$

Due to the block-wise convex nature of Problem (11), the subproblems pertaining to $\{l_i\}$ and $\{m_i\}$ are efficiently resolved using their respective first-order optimality conditions, whereas the subproblem related to $\{\mathbf{w}_i\}$, which forms a quadratic constrained quadratic program, is solved via Lagrangian multiplier method. In the update of \mathbf{w}_k , we have employed the pseudo-inverse to generally address the scenario where the matrix $\sum_{j=1}^K \omega_j \underline{m}_j |l_j|^2 \mathbf{h}_j \mathbf{h}_j^H$ is of low rank, a particular case which has not been thoroughly considered in the WSR maximization literature; μ is the Lagrangian multiplier for the power constraint, ascertained by

$$\mu = \min \left\{ \mu \geq 0 : \sum_{k=1}^K \|\mathbf{w}_k(\mu)\|^2 \leq P \right\}, \quad (12)$$

which can be determined via one dimensional search [21].

Remark 2. The variable update order in WMMSE is not unique. An alternative algorithm to **A1** is given as follows:

$$\text{--} \rightarrow \underbrace{\mathbf{A1-S2} \rightarrow \mathbf{A1-S1} \rightarrow \mathbf{A1-S3}}_{\text{one round of variable update}} \rightarrow \mathbf{A1-S2} \text{ --} \rightarrow \dots \quad (13)$$

C. WSR-FP Algorithms

The WSR-FP algorithm, as described in [5], employs a similar strategy to WMMSE by recasting (8) into a multi-block optimization problem. This is achieved through two transformative steps: the Lagrangian dual transform and the quadratic transform. Following these transformations, the BCA method is applied to iteratively solve the resulting problem.

Proposition 3 (Lagrangian dual transform [19]). *Given ratios $\frac{c_k(\mathbf{x})}{d_k(\mathbf{x})}$ with $c_k(\mathbf{x}) \geq 0$ and $d_k(\mathbf{x}) > 0$ for $k = 1, \dots, K$, the weighted sum-of-logarithmic-ratios maximization problem:*

$$\underset{\mathbf{x} \in \mathcal{X}}{\text{maximize}} \quad \sum_{k=1}^K \omega_k \log \left(1 + \frac{c_k(\mathbf{x})}{d_k(\mathbf{x})} \right) \quad (14)$$

is equivalent to

$$\underset{\{\gamma_i\}, \mathbf{x} \in \mathcal{X}}{\text{maximize}} \quad \sum_{k=1}^K \omega_k \left(\log(1 + \gamma_k) - \gamma_k + \frac{(1 + \gamma_k) c_k(\mathbf{x})}{n_k(\mathbf{x}) + d_k(\mathbf{x})} \right), \quad (15)$$

²In this paper, instead of using the iteration index, we use $\underline{\mathbf{x}}$ to denote a variable \mathbf{x} with most recently updated value.

in the sense that they attain the identical optimal solution with the identical optimal objective value.

Proposition 4 (Quadratic transform [5]). *Given nondecreasing functions $q_k(\cdot)$ and ratios $\frac{|c_k(\mathbf{x})|^2}{d_k(\mathbf{x})}$ with $c_k(\mathbf{x}) \in \mathbb{C}$ and $d_k(\mathbf{x}) > 0$ for $k = 1, \dots, K$, the following problem:*

$$\underset{\mathbf{x} \in \mathcal{X}}{\text{maximize}} \quad \sum_{k=1}^K q_k \left(\frac{|c_k(\mathbf{x})|^2}{d_k(\mathbf{x})} \right) \quad (16)$$

is equivalent to

$$\underset{\{\phi_i\}, \mathbf{x} \in \mathcal{X}}{\text{maximize}} \quad \sum_{k=1}^K q_k \left(2\text{Re}(\phi_k^* c_k(\mathbf{x})) - |\phi_k|^2 d_k(\mathbf{x}) \right), \quad (17)$$

in the sense that they attain the identical optimal solution with the identical optimal objective value.

Applying Proposition 3 to Problem (8) and setting $c_k(\mathbf{x}) = |\mathbf{h}_k^H \mathbf{w}_k|^2$ and $d_k(\mathbf{x}) = \sum_{j=1, j \neq k}^K |\mathbf{h}_k^H \mathbf{w}_j|^2 + \sigma_k^2$, we obtain

$$\underset{\{\gamma_i\}, \{\mathbf{w}_i\} \in \mathcal{W}}{\text{maximize}} \quad \sum_{k=1}^K \omega_k \left(\log(1 + \gamma_k) - \gamma_k + \frac{(1 + \gamma_k) |\mathbf{h}_k^H \mathbf{w}_k|^2}{\sum_{j=1}^K |\mathbf{h}_k^H \mathbf{w}_j|^2 + \sigma_k^2} \right). \quad (18)$$

The ratios in the objective of Problem (18) can be further decoupled using Proposition 4 with $q_k(x) = x$, $c_k(\mathbf{x}) = \sqrt{\omega_k(1 + \gamma_k)} \mathbf{h}_k^H \mathbf{w}_k$, and $d_k(\mathbf{x}) = \sum_{j=1}^K |\mathbf{h}_k^H \mathbf{w}_j|^2 + \sigma_k^2$, leading to the following problem:

$$\underset{\{\gamma_i\}, \{\phi_i\}, \{\mathbf{w}_i\} \in \mathcal{W}}{\text{maximize}} \quad \sum_{k=1}^K \left(2\text{Re}(\phi_k^* \sqrt{\omega_k(1 + \gamma_k)} \mathbf{h}_k^H \mathbf{w}_k) - |\phi_k|^2 (\sigma_k^2 + \sum_{j=1}^K |\mathbf{h}_k^H \mathbf{w}_j|^2) + \omega_k (\log(1 + \gamma_k) - \gamma_k) \right). \quad (19)$$

Problem (19) is convex in each variable block— $\{\gamma_i\}$, $\{\phi_i\}$, and $\{\mathbf{w}_i\}$, and can be solved by resorting to the BCA method.

In [5], an “unconventional” type of BCA method was proposed, which is to update $\{\gamma_i\}$ by solving Problem (18) and to update $\{\phi_i\}$ and $\{\mathbf{w}_i\}$ by solving Problem (19). The variable update steps are summarized in **A2** with μ determined by (12).

A2: A WSR-FP algorithm for MISO beamforming [5]

$$\begin{aligned} \text{S1: } \gamma_k &= \text{SINR}_k(\{\mathbf{w}_i\}), \\ \text{S2: } \phi_k &= \frac{\sqrt{\omega_k(1 + \gamma_k)} \mathbf{h}_k^H \mathbf{w}_k}{\sum_{j=1}^K |\mathbf{h}_k^H \mathbf{w}_j|^2 + \sigma_k^2}, \\ \text{S3: } \mathbf{w}_k &= \left(\sum_{j=1}^K |\phi_j|^2 \mathbf{h}_j \mathbf{h}_j^H + \mu \mathbf{I} \right)^\dagger \sqrt{\omega_k(1 + \gamma_k)} \phi_k \mathbf{h}_k. \end{aligned}$$

Despite deviating from the traditional BCA, i.e., solving all variable blocks based on the single problem (19), convergence of **A2** to stationary points is assured as demonstrated in [19].

Remark 5. Employing the conventional BCA approach to addressing Problem (19) would result in identical update

procedures for the $\{\phi_i\}$ and $\{\mathbf{w}_i\}$ variable blocks as delineated in **A2**. However, the update formula for γ_k is modified to be

$$\gamma_k = \frac{1}{2} \left(\frac{\phi_k^2 |\mathbf{h}_k^H \mathbf{w}_k|^2}{\omega_k} + \sqrt{\left(\frac{\phi_k^2 |\mathbf{h}_k^H \mathbf{w}_k|^2}{\omega_k} \right)^2 - 4 \frac{\phi_k^2 |\mathbf{h}_k^H \mathbf{w}_k|^2}{\omega_k}} \right). \quad (20)$$

Then, we can derive two variant WSR-FP algorithms characterized by the update sequences:

$$\text{--} \rightarrow \underbrace{\text{Eq. (20)} \rightarrow \mathbf{A2-S2} \rightarrow \mathbf{A2-S3}}_{\text{one round of variable update}} \rightarrow \text{Eq. (20)} \text{--} \rightarrow \quad (21)$$

and

$$\text{--} \rightarrow \underbrace{\mathbf{A2-S2} \rightarrow \text{Eq. (20)} \rightarrow \mathbf{A2-S3}}_{\text{one round of variable update}} \rightarrow \mathbf{A2-S2} \text{--} \rightarrow . \quad (22)$$

For the aforementioned algorithms, it can be demonstrated that every limit point of the sequence they generate is indeed a stationary point of Problem (8), a result validated by the general BCA convergence theorem [24, Proposition 5].

Remark 6. Observe that if we substitute **A2-S2** into (20), we will obtain **A2-S1**. This indicates that the unconventional BCA update strategy outlined in **A2** can be construed as executing a conventional BCA, that is,

$$\text{--} \rightarrow \underbrace{\mathbf{A2-S2} \rightarrow \text{Eq. (20)} \rightarrow \mathbf{A2-S2} \rightarrow \mathbf{A2-S3}}_{\text{one round of variable update}} \rightarrow \mathbf{A2-S2} \text{--} \rightarrow . \quad (23)$$

The algorithm in (23) can be viewed as an augmentation of the ones in (21) or (22), enriched by an additional updating step **A2-S2**. This modification constitutes a BCA algorithm that updates variables following an essentially cyclic rule.

To derive Problem (19), we have utilized a particular decoupling approach to dealing with the ratio terms in the objective of Problem (18). However, alternative decoupling techniques are also available as suggested in [9]. For instance, Proposition 4 can be applied to Problem (18) by setting $q_k(x) = (1 + \gamma_k)x$, $c_k(\mathbf{x}) = \sqrt{\omega_k} \mathbf{h}_k^H \mathbf{w}_k$, and $d_k(\mathbf{x}) = \sum_{j=1}^K |\mathbf{h}_k^H \mathbf{w}_j|^2 + \sigma_k^2$, which is the particular formulation to be employed in Section IV-C for the design of beamformers in MIMO systems. Additionally, by applying Proposition 4 to Problem (18) with $q_k(x) = \omega_k(1 + \gamma_k)x$, $c_k(\mathbf{x}) = \mathbf{h}_k^H \mathbf{w}_k$, and $d_k(\mathbf{x}) = \sum_{j=1}^K |\mathbf{h}_k^H \mathbf{w}_j|^2 + \sigma_k^2$, we arrive at the well-known weighted sum-MSE minimization problem (11). Overall, the WSR-FP framework exhibits versatility; by selecting from various decoupling strategies and sequences for updating variables, we can develop diverse variations of WSR-FP algorithms.

D. WSR-MM Algorithms

In this section, we introduce the WSR-MM approach proposed in [6]. We first introduce a pertinent result pivotal for constructing MM surrogate functions for Problem (8).

Proposition 7 ([6]). *Given $\log(1 + \frac{|x|^2}{z})$ with $x \in \mathbb{C}$ and $z > 0$, at $(\underline{x}, \underline{z})$ we have*

$$\log\left(1 + \frac{|x|^2}{z}\right) \geq \log\left(1 + \frac{|\underline{x}|^2}{\underline{z}}\right) - \frac{|\underline{x}|^2}{\underline{z}} + 2\text{Re}\left(\frac{\underline{x}^*}{\underline{z}}x\right) - \frac{|\underline{x}|^2}{\underline{z}(\underline{z} + |x|^2)}(z + |x|^2), \quad (24)$$

where the equality is attained when $(x, z) = (\underline{x}, \underline{z})$.

By invoking Proposition 7 and applying it to $f(\{\mathbf{w}_i\})$, where $x = \mathbf{h}_k^H \mathbf{w}_k$ and $z = \sum_{j=1, j \neq k}^K |\mathbf{h}_k^H \mathbf{w}_j|^2 + \sigma_k^2$, we can construct a surrogate function at $\{\underline{\mathbf{w}}_i\}$ as follows:

$$\begin{aligned} \ell(\{\mathbf{w}_i\}, \{\underline{\mathbf{w}}_i\}) &= \sum_{k=1}^K \omega_k \left(-a_k \sum_{j=1}^K |\mathbf{h}_k^H \mathbf{w}_j|^2 + 2\text{Re}(b_k \mathbf{h}_k^H \mathbf{w}_k) \right. \\ &\quad \left. + R_k(\{\underline{\mathbf{w}}_i\}) - \text{SINR}_k(\{\underline{\mathbf{w}}_i\}) - a_k \sigma_k^2 \right), \end{aligned} \quad (25)$$

where $a_k = \frac{\text{SINR}_k(\{\underline{\mathbf{w}}_i\})}{\sum_{j=1}^K |\mathbf{h}_k^H \mathbf{w}_j|^2 + \sigma_k^2}$ and $b_k = \frac{\text{SINR}_k(\{\underline{\mathbf{w}}_i\})}{\mathbf{h}_k^H \mathbf{w}_k}$. Disregarding constant terms in the surrogate function, we can solve Problem (8) by iteratively solving the following problem:

$$\underset{\{\mathbf{w}_i\} \in \mathcal{W}}{\text{maximize}} \quad \sum_{k=1}^K \omega_k \left(-a_k \sum_{j=1}^K |\mathbf{h}_k^H \mathbf{w}_j|^2 + 2\text{Re}(b_k \mathbf{h}_k^H \mathbf{w}_k) \right). \quad (26)$$

This approach not only simplifies the original problem but also ensures that each step is tractable via convex optimization. Using the Lagrangian multipliers method, we can obtain the optimal solution to (26) via (12). We give the update step in WSR-MM in the following with μ determined by (12).

A3: The WSR-MM algorithm for MISO beamforming [6]

$$\mathbf{w}_k = \left(\sum_{j=1}^K \omega_j a_j \mathbf{h}_j \mathbf{h}_j^H + \mu \mathbf{I} \right)^\dagger \omega_k b_k^* \mathbf{h}_k.$$

IV. WSR MAXIMIZATION OVER MIMO INTERFERENCE CHANNEL

A. System Model and Problem Formulation

We consider a device-to-device MIMO communication system with K disjoint links.³ We assume, in the k -th ($k = 1, \dots, K$) link, the transmitter k is equipped with M_k^t transmit antennas and the receiver k has M_k^r receive antennas. Denote by $\mathbf{H}_{i,j} \in \mathbb{C}^{M_i^r \times M_j^t}$ the channel between receiver i and transmitter j . Define $\mathbf{W}_k \in \mathbb{C}^{M_k^t \times M_k^s}$ (M_k^s is the number of parallel data streams transmitted on the k -th link with $M_k^s \leq \min\{M_k^t, M_k^r\}$) as the beamforming matrix at the transmitter k , $\mathbf{s}_k \in \mathbb{C}^{M_k^s}$ as the corresponding symbol vector, and $\mathbf{n}_k \sim \mathcal{CN}(\mathbf{0}, \sigma_k^2 \mathbf{I})$ as the noise. The received signal \mathbf{y}_k at receiver k is expressed as

$$\mathbf{y}_k = \mathbf{H}_{k,k} \mathbf{W}_k \mathbf{s}_k + \sum_{j=1, j \neq k}^K \mathbf{H}_{k,j} \mathbf{W}_j \mathbf{s}_j + \mathbf{n}_k. \quad (27)$$

³To streamline the discussion of MIMO system design alongside the MISO scenario, certain notations will be abused in this section, though this involves a slight repurposing of their original meanings.

Accordingly, the data rate at the k -th receiver is defined by

$$R_k = \log \det (\mathbf{I} + \mathbf{W}_k^H \mathbf{H}_{k,k}^H \mathbf{F}_k^{-1} \mathbf{H}_{k,k} \mathbf{W}_k) \quad (28)$$

where the interference-plus-noise matrix is denoted as

$$\mathbf{F}_k = \sum_{j=1, j \neq k}^K \mathbf{H}_{k,j} \mathbf{W}_j \mathbf{W}_j^H \mathbf{H}_{k,j}^H + \sigma_k^2 \mathbf{I}. \quad (29)$$

Our goal is to maximize the WSR of the system by designing the beamformer matrices $\{\mathbf{W}_i\}$, thereby solving the following maximization problem:

$$\underset{\{\mathbf{W}_i\} \in \mathcal{W}}{\text{maximize}} \quad f(\{\mathbf{W}_i\}) = \sum_{k=1}^K \omega_k R_k, \quad (30)$$

where the transmit power limit constraint is given by

$$\mathcal{W} = \left\{ \{\mathbf{W}_i\} \mid \|\mathbf{W}_i\|^2 \leq P_i, \quad i = 1, \dots, K \right\} \quad (31)$$

with P_i representing the power budget at the i -th transmitter.

In the following, we will introduce the WMMSE [4], WSR-FP [9], and WSR-MM [6] methods for MIMO beamforming.

B. WMMSE Algorithms

We consider the WMMSE approach proposed in [4]. Let $\mathbf{L}_k \in \mathbb{C}^{M_k^r \times M_k^t}$ be the receive beamformer of receiver k , $k = 1, \dots, K$. Under the independence assumption of \mathbf{s}_k 's and \mathbf{n}_k 's, the MSE matrix between the estimated signal and the original signal at receiver k is given by

$$\begin{aligned} \mathbf{E}_k &= \mathbb{E} \left[\left(\mathbf{L}_k^H (\mathbf{H}_{k,k} \mathbf{W}_k \mathbf{s}_k + \sum_{j=1, j \neq k}^K \mathbf{H}_{k,j} \mathbf{W}_j \mathbf{s}_j + \mathbf{n}_k) - \mathbf{s}_k \right) \right. \\ &\quad \left. \left(\mathbf{L}_k^H (\mathbf{H}_{k,k} \mathbf{W}_k \mathbf{s}_k + \sum_{j=1, j \neq k}^K \mathbf{H}_{k,j} \mathbf{W}_j \mathbf{s}_j + \mathbf{n}_k) - \mathbf{s}_k \right)^H \right] \\ &= (\mathbf{L}_k^H \mathbf{H}_{k,k} \mathbf{W}_k - \mathbf{I}) (\mathbf{L}_k^H \mathbf{H}_{k,k} \mathbf{W}_k - \mathbf{I})^H \\ &\quad + \sum_{j=1, j \neq k}^K \mathbf{L}_k^H \mathbf{H}_{k,j} \mathbf{W}_j \mathbf{W}_j^H \mathbf{H}_{k,j}^H \mathbf{L}_k + \sigma_k^2 \mathbf{L}_k^H \mathbf{L}_k. \end{aligned} \quad (32)$$

Proposition 8 ([4]). Let $\mathbf{M}_1, \dots, \mathbf{M}_K \succeq \mathbf{0}$ be the weight matrices. The WSR maximization problem (30) is equivalent to the following weighted sum-MSE minimization problem

$$\underset{\{\mathbf{L}_i\}, \{\mathbf{M}_i\}, \{\mathbf{W}_i\} \in \mathcal{W}}{\text{maximize}} \quad \sum_{k=1}^K \omega_k (\log \det (\mathbf{M}_k) - \text{tr} (\mathbf{M}_k \mathbf{E}_k)), \quad (33)$$

in the sense that they attain the identical optimal solution.

Similar to the MISO case, based on BCA, update rules of the WMMSE algorithm for Problem (33) are summarized below.

A4: A WMMSE algorithm for MIMO beamforming [4]

$$\begin{aligned} \text{S1: } \mathbf{L}_k &= (\mathbf{F}_k + \mathbf{H}_{k,k} \mathbf{W}_k \mathbf{W}_k^H \mathbf{H}_{k,k}^H)^{-1} \mathbf{H}_{k,k} \mathbf{W}_k \\ \text{S2: } \mathbf{M}_k &= \left(\sum_{j=1}^K \mathbf{L}_k^H \mathbf{H}_{k,j} \mathbf{W}_j \mathbf{W}_j^H \mathbf{H}_{k,j}^H \mathbf{L}_k - \mathbf{L}_k^H \mathbf{H}_{k,k} \mathbf{W}_k \right. \\ &\quad \left. - \mathbf{W}_k^H \mathbf{H}_{k,k}^H \mathbf{L}_k + \sigma_k^2 \mathbf{L}_k^H \mathbf{L}_k + \mathbf{I} \right)^{-1} \\ \text{S3: } \mathbf{W}_k &= \left(\sum_{j=1}^K \omega_j \mathbf{H}_{k,j}^H \mathbf{L}_j \mathbf{M}_j \mathbf{L}_j^H \mathbf{H}_{k,j} + \mu_k \mathbf{I} \right)^\dagger \omega_k \mathbf{H}_{k,k}^H \mathbf{L}_k \mathbf{M}_k. \end{aligned}$$

In **A4**, μ_k for $k = 1, \dots, K$ is optimally determined by

$$\mu_k = \min \{ \mu_k \geq 0 : \|\mathbf{W}_k(\mu_k)\|^2 \leq P_k \}. \quad (34)$$

C. WSR-FP Algorithms

We discuss the WSR-FP approach proposed in [9]. To begin with, we first present the matrix Lagrangian dual transform and the matrix quadratic transform.

Proposition 9 (Matrix Lagrangian dual transform [9]). Given matrix-ratios $\sqrt{\mathbf{C}_k^H(\mathbf{X}) \mathbf{D}_k^{-1}(\mathbf{X}) \sqrt{\mathbf{C}_k(\mathbf{X})}$ with $\mathbf{C}_k(\mathbf{X}) \succeq \mathbf{0}$ and $\mathbf{D}_k(\mathbf{X}) \succ \mathbf{0}$ for $k = 1, \dots, K$, the following problem:

$$\underset{\mathbf{X} \in \mathcal{X}}{\text{maximize}} \quad \sum_{k=1}^K \omega_k \log \det (\mathbf{I} + \sqrt{\mathbf{C}_k^H(\mathbf{X}) \mathbf{D}_k^{-1}(\mathbf{X}) \sqrt{\mathbf{C}_k(\mathbf{X})}), \quad (35)$$

is equivalent to

$$\underset{\{\Gamma_i\}, \mathbf{X} \in \mathcal{X}}{\text{maximize}} \quad \sum_{k=1}^K \omega_k \left(\log \det (\mathbf{I} + \Gamma_k) - \text{tr} (\Gamma_k) + \text{tr} \left((\mathbf{I} + \Gamma_k) \sqrt{\mathbf{C}_k^H(\mathbf{X}) (\mathbf{C}_k(\mathbf{X}) + \mathbf{D}_k(\mathbf{X}))^{-1} \sqrt{\mathbf{C}_k(\mathbf{X})} \right) \right), \quad (36)$$

in the sense that they attain the identical optimal solution with the identical optimal objective value.

Proposition 10 (Matrix quadratic transform [9]). Given non-decreasing matrix functions $q_k(\cdot)$ such that $q_k(\mathbf{Z}_1) \geq q_k(\mathbf{Z}_2)$ if $\mathbf{Z}_1 \succeq \mathbf{Z}_2$ and ratios $\sqrt{\mathbf{C}_k^H(\mathbf{X}) \mathbf{D}_k^{-1}(\mathbf{X}) \sqrt{\mathbf{C}_k(\mathbf{X})}$ with $\mathbf{C}_k(\mathbf{X}) \succeq \mathbf{0}$ and $\mathbf{D}_k(\mathbf{X}) \succ \mathbf{0}$ for $k = 1, \dots, K$, the following problem:

$$\underset{\mathbf{X} \in \mathcal{X}}{\text{maximize}} \quad \sum_{k=1}^K q_k \left(\sqrt{\mathbf{C}_k^H(\mathbf{X}) \mathbf{D}_k^{-1}(\mathbf{X}) \sqrt{\mathbf{C}_k(\mathbf{X})} \right), \quad (37)$$

is equivalent to

$$\underset{\{\Phi_i\}, \mathbf{X} \in \mathcal{X}}{\text{maximize}} \quad \sum_{k=1}^K q_k \left(2 \text{Re} \left(\sqrt{\mathbf{C}_k^H(\mathbf{X}) \Phi_k} - \Phi_k^H \mathbf{D}_k(\mathbf{X}) \Phi_k \right) \right), \quad (38)$$

in the sense that they attain the identical optimal solution with the identical optimal objective value.

By applying Proposition 9 to Problem (30), and considering $\sqrt{\mathbf{C}_k(\mathbf{X})} = \mathbf{W}_k^H \mathbf{H}_{k,k}^H$ and $\mathbf{D}_k(\mathbf{X}) =$

$\sum_{j=1, j \neq k}^K \mathbf{H}_{k,j} \mathbf{W}_j \mathbf{W}_j^H \mathbf{H}_{k,j}^H + \sigma_k^2 \mathbf{I}$, we get the following problem with auxiliary variables $\{\Gamma_i\}$:

$$\begin{aligned} & \underset{\{\Gamma_i\}, \{\mathbf{W}_i\} \in \mathcal{W}}{\text{maximize}} \sum_{k=1}^K \omega_k \left(\log \det(\mathbf{I} + \Gamma_k) - \text{tr}(\Gamma_k) + \text{tr} \left((\mathbf{I} \right. \right. \\ & \left. \left. + \Gamma_k) \mathbf{H}_{k,k} \mathbf{W}_k \left(\sum_{j=1}^K \mathbf{H}_{k,j} \mathbf{W}_j \mathbf{W}_j^H \mathbf{H}_{k,j}^H + \sigma_k^2 \mathbf{I} \right)^{-1} \mathbf{W}_k^H \mathbf{H}_{k,k}^H \right) \right), \end{aligned} \quad (39)$$

The ratios in Problem (39) can be further decoupled by applying Proposition 10 with $q_k(\mathbf{Z}) = \text{tr}((\mathbf{I} + \Gamma_k) \mathbf{Z})$, $\sqrt{\mathbf{C}_k}(\mathbf{x}) = \sqrt{\omega_k} \mathbf{W}_k^H \mathbf{H}_{k,k}^H \mathbf{x}$, and $\mathbf{D}_k(\mathbf{x}) = \sum_{j=1, j \neq k}^K \mathbf{H}_{k,j} \mathbf{W}_j \mathbf{W}_j^H \mathbf{H}_{k,j}^H + \sigma_k^2 \mathbf{I}$, leading to an equivalent problem with further introduced auxiliary variables $\{\Phi_i\}$:

$$\begin{aligned} & \underset{\{\Gamma_i\}, \{\Phi_i\}, \{\mathbf{W}_i\} \in \mathcal{W}}{\text{maximize}} \sum_{k=1}^K \omega_k \left(\log \det(\mathbf{I} + \Gamma_k) \right. \\ & \left. - \text{tr}(\Gamma_k) + \text{tr} \left((\mathbf{I} + \Gamma_k) (2\text{Re}(\sqrt{\omega_k} \mathbf{H}_{k,k} \mathbf{W}_k \Phi_k) \right. \right. \\ & \left. \left. - \Phi_k^H \left(\sum_{j=1}^K \mathbf{H}_{k,j} \mathbf{W}_j \mathbf{W}_j^H \mathbf{H}_{k,j}^H + \sigma_k^2 \mathbf{I} \right) \Phi_k \right) \right). \end{aligned} \quad (40)$$

Then based on BCA, variable updates in a WSR-FP algorithm are summarized in the following (μ_k is determined by (34)).

A5: A WSR-FP algorithm for MIMO beamforming [9]

$$\text{S1: } \Phi_k = (\mathbf{F}_k + \mathbf{H}_{k,k} \mathbf{W}_k \mathbf{W}_k^H \mathbf{H}_{k,k}^H)^{-1} \sqrt{\omega_k} \mathbf{H}_{k,k} \mathbf{W}_k,$$

$$\text{S2: } \Gamma_k = \mathbf{W}_k^H \mathbf{H}_{k,k}^H \mathbf{F}_k^{-1} \mathbf{H}_{k,k} \mathbf{W}_k,$$

$$\text{S3: } \mathbf{W}_k = \left(\sum_{j=1}^K \mathbf{H}_{k,j}^H \Phi_j (\mathbf{I} + \Gamma_j) \Phi_j^H \mathbf{H}_{k,j} + \mu_k \mathbf{I} \right)^\dagger \sqrt{\omega_k} \mathbf{H}_{k,k}^H \Phi_k (\mathbf{I} + \Gamma_k).$$

D. WSR-MM Algorithms

In this section, we introduce the WSR-MM approach [6] for MIMO beamforming.

Proposition 11 ([6]). *Given $\log \det(\mathbf{I} + \mathbf{X}^H \mathbf{Z}^{-1} \mathbf{X})$ with $\mathbf{X} \in \mathbb{C}^{M \times N}$ and $\mathbf{Z} \succ \mathbf{0}$, at $(\underline{\mathbf{X}}, \underline{\mathbf{Z}})$ we have*

$$\begin{aligned} \log \det(\mathbf{I} + \mathbf{X}^H \mathbf{Z}^{-1} \mathbf{X}) & \geq \log \det(\mathbf{I} + \underline{\mathbf{X}}^H \underline{\mathbf{Z}}^{-1} \underline{\mathbf{X}}) \\ & - \text{tr}(\underline{\mathbf{X}}^H \underline{\mathbf{Z}}^{-1} \underline{\mathbf{X}}) + 2\text{Re}(\text{tr}(\underline{\mathbf{X}}^H \underline{\mathbf{Z}}^{-1} \mathbf{X})) \\ & - \text{tr}((\underline{\mathbf{Y}} + \underline{\mathbf{X}} \underline{\mathbf{X}}^H)^{-1} \underline{\mathbf{X}} \underline{\mathbf{X}}^H \underline{\mathbf{Z}}^{-1} (\mathbf{Z} + \mathbf{X} \mathbf{X}^H)), \end{aligned} \quad (41)$$

where the equality is attained when $(\mathbf{X}, \mathbf{Z}) = (\underline{\mathbf{X}}, \underline{\mathbf{Z}})$.

By applying Proposition 11 to $f(\{\mathbf{W}_i\})$ with $\mathbf{X} = \mathbf{H}_{k,k} \mathbf{W}_k$ and $\mathbf{Z} = \mathbf{F}_k$, we construct a surrogate function at $\{\underline{\mathbf{W}}_i\}$ as follows:

$$\begin{aligned} & \ell(\{\mathbf{W}_i\}, \{\underline{\mathbf{W}}_i\}) \\ & = \sum_{k=1}^K \omega_k \left(-\text{tr} \left(\sum_{j=1}^K \mathbf{W}_j^H \mathbf{H}_{k,j}^H \mathbf{A}_k \mathbf{H}_{k,j} \mathbf{W}_j \right) \right. \\ & \quad \left. + 2\text{Re}(\text{tr}(\mathbf{B}_k \mathbf{H}_{k,k} \mathbf{W}_k)) \right. \\ & \quad \left. + \log \det(\mathbf{I} + \mathbf{W}_k^H \mathbf{H}_{k,k}^H \mathbf{F}_k^{-1} \mathbf{H}_{k,k} \mathbf{W}_k) \right. \\ & \quad \left. - \text{tr}(\mathbf{W}_k^H \mathbf{H}_{k,k}^H \mathbf{F}_k^{-1} \mathbf{H}_{k,k} \mathbf{W}_k) - \text{tr}(\sigma_k^2 \mathbf{A}_k) \right), \end{aligned} \quad (42)$$

where $\mathbf{A}_k = (\mathbf{F}_k + \mathbf{H}_{k,k} \mathbf{W}_k \mathbf{W}_k^H \mathbf{H}_{k,k}^H)^{-1} \mathbf{H}_{k,k} \mathbf{W}_k \mathbf{B}_k$ and $\mathbf{B}_k = \mathbf{W}_k^H \mathbf{H}_{k,k}^H \mathbf{F}_k^{-1}$. Based on the principal of MM, we solve Problem (30) by successively solving the following problem:

$$\begin{aligned} & \underset{\{\mathbf{W}_i\} \in \mathcal{W}}{\text{maximize}} \sum_{k=1}^K \left(-\text{tr}(\mathbf{W}_k^H \sum_{j=1}^K \omega_j \mathbf{H}_{j,k}^H \mathbf{A}_j \mathbf{H}_{j,k} \mathbf{W}_k) \right. \\ & \quad \left. + 2\omega_k \text{tr}(\mathbf{B}_k \mathbf{H}_{k,k} \mathbf{W}_k) \right), \end{aligned} \quad (43)$$

whose solution can be obtained via the Lagrangian multipliers method (34). WSR-MM is given in A6 with μ_k defined in (34).

A6: The WSR-MM algorithm for MIMO beamforming [6]

$$\mathbf{W}_k = \left(\sum_{j=1}^K \omega_j \mathbf{H}_{j,k}^H \mathbf{A}_j \mathbf{H}_{j,k} + \mu_k \mathbf{I} \right)^\dagger \omega_k \mathbf{H}_{k,k}^H \mathbf{B}_k.$$

V. CONNECTIONS AMONG WMMSE, WSR-FP, AND WSR-MM

The connection between WMMSE and WSR-FP has been elucidated in [9]. Given that the weighted sum-MSE minimization problem (33) emerges as a particular instance of applying Proposition 10 to Problem (39), it is evident that WMMSE algorithms represent specific cases within the broader scope of WSR-FP algorithms. Our subsequent discussion mainly focus on the connections between WSR-FP/WMMSE with WSR-MM algorithms. Our analysis will be centered on the MIMO case, though it should be noted that the findings are equally applicable to the MISO scenario. We will initiate by establishing a general result that delineates the process of converting a three-block BCA into an MM algorithm, laying the groundwork for the subsequent analysis.

A. Mapping A Specific BCA Algorithm to An MM Algorithm

Consider the optimization variables u , v , and x in Problem (1), which are updated cyclically and non-repetitively according to (2). It is postulated that $\max_{u \in \mathcal{U}, v \in \mathcal{V}} g(u, v, x) = f(x)$, with the subsequent assumption that the update for $u^{(t+1)}$ is solely dependent on $x^{(t)}$ and is independent of $v^{(t)}$, and $v^{(t+1)}$ is updated based on both $x^{(t)}$ and $u^{(t+1)}$. Under these premises, the triple update steps in (2) can be reformulated into a dual-step process:

$$\begin{cases} (u^{(t+1)}, v^{(t+1)}) \in \arg \max_{u \in \mathcal{U}, v \in \mathcal{V}} g(u, v, x^{(t)}) \\ x^{(t+1)} \in \arg \max_{x \in \mathcal{X}} g(u^{(t+1)}, v^{(t+1)}, x). \end{cases} \quad (44)$$

This reformulation ensures that for all $(x, x^{(t)}) \in \mathcal{X}$, the following relations hold true:

$$g(u^{(t+1)}, v^{(t+1)}, x) \leq \max_{u \in \mathcal{U}, v \in \mathcal{V}} g(u, v, x) = f(x),$$

and

$$g(u^{(t+1)}, v^{(t+1)}, x^{(t)}) = \max_{u \in \mathcal{U}, v \in \mathcal{V}} g(u, v, x^{(t)}) = f(x^{(t)}),$$

from which we deduce that $g(u^{(t+1)}, v^{(t+1)}, x)$ serves as a surrogate function for $f(x)$ at iterate $x^{(t)}$. Consequently, (44) may be interpreted as an MM algorithm step. It is noteworthy that (44) can be further distilled into a fixed-point iteration: $x^{(t+1)} \in \arg \max_{x \in \mathcal{X}} g(\arg \max_{u \in \mathcal{U}, v \in \mathcal{V}} g(u, v, x^{(t)}), x)$.



Fig. 1: Relations among WMMSE, WSR-FP, and WSR-MM.

B. Connections Between WMMSE/WSR-FP and WSR-MM

Recall that both the WMMSE and WSR-FP are three-block BCA algorithms. The result given in last section facilitates the comprehension of their relationship with the WSR-MM approach. Considering the WMMSE as formulated in **A4**, and incorporating \mathbf{L}_k into \mathbf{M}_k , yields the following expression:

$$\begin{aligned} \mathbf{M}_k &= (\mathbf{I} - \mathbf{W}_k^H \mathbf{H}_{k,k}^H (\mathbf{E}_k + \mathbf{H}_{k,k} \mathbf{W}_k \mathbf{W}_k^H \mathbf{H}_{k,k}^H)^{-1} \mathbf{H}_{k,k} \mathbf{W}_k)^{-1} \\ &= \mathbf{I} + \mathbf{W}_k^H \mathbf{H}_{k,k}^H \mathbf{E}_k^{-1} \mathbf{H}_{k,k} \mathbf{W}_k, \end{aligned} \quad (45)$$

where the second line is due to the Woodbury matrix identity [26]. Define $\mathbf{A}_k = \mathbf{L}_k \mathbf{M}_k \mathbf{L}_k^H$ and $\mathbf{B}_k = \mathbf{M}_k^H \mathbf{I}_k^H$. We can recover **A6** from **A4**, indicating that a WMMSE algorithm can equate to the WSR-MM. However, the alternative formulation of WMMSE presented in (13) defies this equivalence, as it does not conform to the update rule in (44). The connection between WSR-FP and WSR-MM mirrors that of WMMSE and WSR-MM. As demonstrated in [9], the update procedures in WSR-FP in **A5** are profoundly linked to a surrogate function. Advancing this concept, we show that the specialized WSR-FP algorithm **A5** corresponds explicitly to the WSR-MM algorithm **A6**. By substituting $\{\Gamma_i\}$ and $\{\Phi_i\}$ into the update step of \mathbf{W}_k in **A5** and defining $\mathbf{A}_k = \frac{1}{\omega_k} \Phi_k (\mathbf{I} + \Gamma_k) \Phi_k^H$ and $\mathbf{B}_k = \frac{1}{\sqrt{\omega_k}} (\mathbf{I} + \Gamma_k^H) \Phi_k^H$, we obtain **A6**. It is important to note, however, that certain variants of WSR-FP do not align with the MM framework. For instance, replacing **S1** in **A2** with (20), which entails a conventional BCA update rule, results in an algorithm that diverges from the MM approach. The relationships among WMMSE, WSR-FP, and WSR-MM are summarized in Fig. 1.

C. Bridging Equivalent Transforms and Surrogate Functions

In this section, we elucidate that within the WSR-FP algorithm, the refinement of auxiliary variables through both equivalent transforms—the Lagrangian dual transform (39) and the quadratic transform (40)—can be interpreted as methodologies for devising surrogate functions in the context of WSR-MM. Prior to this, we introduce two pertinent lemmas.

Lemma 12 ([6]). *Given $\log \det(\mathbf{Z})$ with $\mathbf{Z} \succ \mathbf{0}$, at $\underline{\mathbf{Z}}$ we have*

$$\log \det(\mathbf{Z}) \geq \log \det(\underline{\mathbf{Z}}) + \text{tr}(\mathbf{I} - \underline{\mathbf{Z}} \mathbf{Z}^{-1}), \quad (46)$$

where the equality is attained when $\mathbf{Z} = \underline{\mathbf{Z}}$.

Lemma 13 ([6]). *Given a nondecreasing matrix function $\mathbf{Q}(\cdot)$ such that $\mathbf{Q}(\mathbf{Z}_1) \succeq \mathbf{Q}(\mathbf{Z}_2)$ if $\mathbf{Z}_1 \succeq \mathbf{Z}_2$, then for*

$\mathbf{Q}(\mathbf{Z}_1^H \mathbf{Z}_2^{-1} \mathbf{Z}_1)$ with $\mathbf{Z}_1 \in \mathbb{C}^{n \times n}$ and $\mathbf{Z}_2 \succ \mathbf{0}$, at $(\underline{\mathbf{Z}}_1, \underline{\mathbf{Z}}_2)$ we have

$$\mathbf{Q}(\mathbf{Z}_1^H \mathbf{Z}_2^{-1} \mathbf{Z}_1) \succeq \mathbf{Q}\left(2\text{Re}\left(\frac{\mathbf{Z}_1^H \mathbf{Z}_2^{-1} \mathbf{Z}_1}{\underline{\mathbf{Z}}_1^H \underline{\mathbf{Z}}_2^{-1} \underline{\mathbf{Z}}_1}\right) - \frac{\mathbf{Z}_1^H \mathbf{Z}_2^{-1} \mathbf{Z}_2 \mathbf{Z}_2^{-1} \mathbf{Z}_1}{\underline{\mathbf{Z}}_1^H \underline{\mathbf{Z}}_2^{-1} \underline{\mathbf{Z}}_1}\right), \quad (47)$$

where the equality is attained when $(\mathbf{Z}_1, \mathbf{Z}_2) = (\underline{\mathbf{Z}}_1, \underline{\mathbf{Z}}_2)$.

As shown in [6], the surrogate function ℓ in Section IV-D can be conceptualized as being derived through two sequential operations anchored in Lemmas 12 and 13. We present the following two propositions to demonstrate how the updates of the auxiliary variables in the WSR-FP algorithm (refer to **A5**) correlate with the aforementioned lemmas.

Proposition 14. *Updating variables $\{\Gamma_i\}$ in Problem (36) by BCA can be seen as constructing a surrogate function based on Lemma 12 for the objective in Problem (35) by MM.*

Proof: With \mathbf{X} fixed, $\{\Gamma_i\}$ is optimally determined by

$$\Gamma_k = \sqrt{\mathbf{C}_k^H(\underline{\mathbf{X}})} (\mathbf{D}_k(\underline{\mathbf{X}}))^{-1} \sqrt{\mathbf{C}_k(\underline{\mathbf{X}})}, \quad k = 1, \dots, K. \quad (48)$$

Substituting $\{\Gamma_i\}$ to the objective in problem (35), we have

$$\begin{aligned} h(\mathbf{X}, \{\Gamma_i\}) &= \sum_{k=1}^K \omega_k \left(\log \det \left(\mathbf{I} + \sqrt{\mathbf{C}_k^H(\underline{\mathbf{X}})} (\mathbf{D}_k(\underline{\mathbf{X}}))^{-1} \sqrt{\mathbf{C}_k(\underline{\mathbf{X}})} \right) \right. \\ &\quad \left. + \text{tr} \left(\mathbf{I} - \left(\mathbf{I} + \sqrt{\mathbf{C}_k^H(\underline{\mathbf{X}})} (\mathbf{D}_k(\underline{\mathbf{X}}))^{-1} \sqrt{\mathbf{C}_k(\underline{\mathbf{X}})} \right) \right. \right. \\ &\quad \left. \left. \left(\mathbf{I} - \sqrt{\mathbf{C}_k^H(\underline{\mathbf{x}})} (\mathbf{C}_k(\underline{\mathbf{x}}) + \mathbf{D}_k(\underline{\mathbf{x}}))^{-1} \sqrt{\mathbf{C}_k(\underline{\mathbf{x}})} \right) \right) \right). \end{aligned} \quad (49)$$

Applying Lemma 12 to the objective of (35) with $\mathbf{Z} = \mathbf{I} + \sqrt{\mathbf{C}_k^H(\underline{\mathbf{x}})} (\mathbf{D}_k(\underline{\mathbf{x}}))^{-1} \sqrt{\mathbf{C}_k(\underline{\mathbf{x}})}$, we also obtain $h(\mathbf{X}, \{\Gamma_i\})$.⁴ ■

Proposition 15. *Updating variables $\{\Phi_i\}$ in Problem (38) by BCA can be seen as constructing a surrogate function based on Lemma 13 for the objective in (37) by MM.*

Proof: With \mathbf{X} fixed, $\{\Phi_i\}$ is optimally determined by

$$\Phi_k = (\mathbf{D}_k(\underline{\mathbf{X}}))^{-1} \sqrt{\mathbf{C}_k(\underline{\mathbf{X}})}, \quad k = 1, \dots, K. \quad (50)$$

Substituting $\{\Phi_i\}$ to the objective in problem (38), we have

$$\begin{aligned} h(\mathbf{X}, \{\Phi_i\}) &= \sum_{k=1}^K f_k \left(2\text{Re} \left(\sqrt{\mathbf{C}_k^H(\underline{\mathbf{x}})} (\mathbf{D}_k(\underline{\mathbf{X}}))^{-1} \sqrt{\mathbf{C}_k(\underline{\mathbf{X}})} \right) \right. \\ &\quad \left. - \sqrt{\mathbf{C}_k^H(\underline{\mathbf{X}})} (\mathbf{D}_k(\underline{\mathbf{X}}))^{-1} \mathbf{D}_k(\underline{\mathbf{x}}) (\mathbf{D}_k(\underline{\mathbf{X}}))^{-1} \sqrt{\mathbf{C}_k(\underline{\mathbf{X}})} \right), \end{aligned} \quad (51)$$

which can also be obtained by applying Lemma 13 to the objective in (37) with $\mathbf{Z}_1 = \sqrt{\mathbf{C}_k(\underline{\mathbf{x}})}$ and $\mathbf{Z}_2 = \mathbf{D}_k(\underline{\mathbf{x}})$. ■

VI. A NOVEL ALGORITHM FOR WSR MAXIMIZATION

The beamformer update procedures in WMMSE/WSR-FP and WSR-MM in Sections III and IV necessitate the iterative adjustment of Lagrangian multipliers, an operation

⁴The following result would be necessary for the derivation: the term $\left(\mathbf{I} - \sqrt{\mathbf{C}_k^H(\underline{\mathbf{x}})} (\mathbf{C}_k(\underline{\mathbf{x}}) + \mathbf{D}_k(\underline{\mathbf{x}}))^{-1} \sqrt{\mathbf{C}_k(\underline{\mathbf{x}})} \right)$ in $h(\mathbf{X}, \{\Gamma_i\})$ simplifies to $\left(\mathbf{I} + \sqrt{\mathbf{C}_k^H(\underline{\mathbf{x}})} (\mathbf{D}_k(\underline{\mathbf{x}}))^{-1} \sqrt{\mathbf{C}_k(\underline{\mathbf{x}})} \right)^{-1}$ by using the Woodbury identity.

inherently reliant on the frequent calculation of matrix pseudo-inverses. This nested iteration scheme introduces a dual-layer loop structure for the algorithms, imposing a computational complexity that scales cubically with the number of transmit antennas—a considerable impediment for systems with extensive antenna arrays. Furthermore, the convergence and monotonicity traits of these algorithms are intimately tied to the accuracy of the Lagrangian tuning process, presenting additional challenges. To overcome the aforementioned issues, we introduce herein a streamlined, single-loop algorithm with reduced per-iteration computational demands and assured convergence—the WSR-MM+. Distinguished by its analytical update expressions for beamformers that eschew matrix inversions, WSR-MM+ presents a substantial computational advantage.

A. The Proposed WSR-MM+ Algorithm

We first discuss the algorithm for MIMO beamforming (30). To start with, we introduce a useful result.

Proposition 16 ([18]). *Let $(\mathbf{L}, \mathbf{M}) \in \mathbb{H}^n$ such that $\mathbf{M} \succeq \mathbf{L}$. Given $\mathbf{X}^H \mathbf{L} \mathbf{X}$ with $\mathbf{X} \in \mathbb{C}^{n \times m}$, at $\underline{\mathbf{X}}$, we have*

$$\begin{aligned} \text{tr}(\mathbf{X}^H \mathbf{M} \mathbf{X}) &\geq \text{tr}(\mathbf{X}^H \mathbf{L} \mathbf{X}) + 2\text{Re}(\mathbf{X}^H (\mathbf{M} - \mathbf{L}) \underline{\mathbf{X}}) \\ &\quad + \text{tr}(\underline{\mathbf{X}}^H (\mathbf{L} - \mathbf{M}) \underline{\mathbf{X}}). \end{aligned} \quad (52)$$

Based on Proposition 16, we construct a novel surrogate function for problem (30). This construction hinges on the application of the above result to the quadratic term in \mathbf{W}_k , for $k = 1, \dots, K$, encapsulated within ℓ (42), specifically, $-\text{tr}(\mathbf{W}_k^H \sum_{j=1}^K \omega_j \mathbf{H}_{j,k}^H \mathbf{A}_j \mathbf{H}_{j,k} \mathbf{W}_k)$. Setting $\eta_k \geq \lambda_{\max}(\sum_{j=1}^K \omega_j \mathbf{H}_{j,k}^H \mathbf{A}_j \mathbf{H}_{j,k})$ we arrive at the surrogate function ℓ' in (53).⁵ Given ℓ' is a surrogate function of ℓ and hence a surrogate of f in problem (30), the MM principle dictates that we can iteratively tackle the following optimization:

$$\underset{\{\mathbf{W}_i\} \in \mathcal{W}}{\text{minimize}} \quad \sum_{k=1}^K \eta_k \|\mathbf{W}_k - \mathbf{Q}_k\|^2, \quad (54)$$

with

$$\mathbf{Q}_k = \eta_k^{-1} \left(\omega_k \mathbf{H}_{k,k}^H \mathbf{B}_k^H - \left(\sum_{j=1}^K \omega_j \mathbf{H}_{j,k}^H \mathbf{A}_j \mathbf{H}_{j,k} - \eta_k \mathbf{I} \right) \underline{\mathbf{W}}_k \right). \quad (55)$$

Problem (54) has an analytical solution as follows:

A7: A WSR-MM+ algorithm for MIMO beamforming

$$\mathbf{W}_k = \mathbf{Q}_k \min \left\{ \sqrt{\frac{P}{\|\mathbf{Q}_k\|^2}}, 1 \right\}.$$

Remark 17. It is noteworthy that WSR-MM+ is compatible with the prevalent per-antenna power constraints [27], in which case analytical solutions are also attainable in the subproblems. However, a detailed exposition is precluded due to space limitations.

⁵Considering that $\lambda_{\max}(\sum_{j=1}^K \omega_j \mathbf{H}_{j,k}^H \mathbf{A}_j \mathbf{H}_{j,k})$ is bounded by the Frobenius norm of $\sum_{j=1}^K \omega_j \mathbf{H}_{j,k}^H \mathbf{A}_j \mathbf{H}_{j,k}$, and by extension, a computationally efficient choice for η_k is given by $\sum_{j=1}^K \omega_j \|\mathbf{A}_j\| \|\mathbf{H}_{j,k}\|^2$.

Compared to WSR-MM, WSR-MM+ obviates the need for Lagrange multiplier tuning and repetitive matrix (pseudo-)inversions. Consequently, the efficiency of the overall algorithm could be enhanced. WSR-MM+ for MISO beamforming (8) can be derived similarly via Proposition 16 by restricting \mathbf{X} to be a column vector. Applying Proposition 16 to the quadratic term in ℓ (25), with $\eta \geq \lambda_{\max}(\sum_{j=1}^K \omega_j a_j \mathbf{h}_j \mathbf{h}_j^H)$ (A practical selection for η mirrors that in the MIMO scenario, being $\sum_{j=1}^K \omega_j a_j \|\mathbf{h}_j\|^2$.) gives rise to the surrogate function ℓ' in (56). Define

$$\mathbf{q}_k = \eta^{-1} \left(\omega_k b_k^* \mathbf{h}_k - \left(\sum_{j=1}^K \omega_j a_j \mathbf{h}_j \mathbf{h}_j^H - \phi \mathbf{I} \right) \underline{\mathbf{w}}_k \right), \quad (57)$$

WSR-MM+ suffices to iteratively solve the following problem

$$\underset{\{\mathbf{w}_i\} \in \mathcal{W}}{\text{minimize}} \quad \sum_{k=1}^K \eta \|\mathbf{w}_k - \mathbf{q}_k\|^2, \quad (58)$$

which has a closed-form solution. WSR-MM+ in the MISO scenario is as follows:

A8: A WSR-MM+ algorithm for MISO beamforming

$$\mathbf{w}_k = \mathbf{q}_k \min \left\{ \sqrt{\frac{P}{\sum_{k=1}^K \|\mathbf{q}_k\|^2}}, 1 \right\}.$$

Remark 18. The efficiency of the WSR-MM+ algorithm may be further improved through methods including the extrapolation technique, as described in Section VII-E of [6]. Although an extensive exploration of these techniques is beyond the scope of this paper, readers interested in a comprehensive discussion are encouraged to refer to [23].

B. Interpreting WSR-MM+ as BCA

In Section V, it is demonstrated that the updating of auxiliary variables through equivalent transforms within WSR-FP can be seen as procedures for the creation of surrogate functions in WSR-MM. Conversely, these equivalent transforms also serve to parameterize certain intermediary variables within WSR-MM. This perspective allows us to interpret the newly proposed WSR-MM+ as a BCA algorithm. To substantiate this perspective, we introduce a novel transform that aligns with the principles outlined in Proposition 16.

Corollary 19 (Matrix non-homogeneous transform). *Let $\mathbf{L}, \mathbf{M} \in \mathbb{H}^n$ such that $\mathbf{M} \succeq \mathbf{L}$. Problem*

$$\underset{\mathbf{X} \in \mathcal{X}}{\text{minimize}} \quad \text{tr}(\mathbf{X}^H \mathbf{L} \mathbf{X}), \quad (61)$$

where \mathcal{X} denotes the constraint for \mathbf{X} , is equivalent to

$$\underset{(\mathbf{X}, \mathbf{Z}) \in \mathcal{X}}{\text{minimize}} \quad \text{tr}(\mathbf{X}^H \mathbf{M} \mathbf{X} + 2\text{Re}(\mathbf{X}^H (\mathbf{L} - \mathbf{M}) \mathbf{Z}) + \mathbf{Z}^H (\mathbf{M} - \mathbf{L}) \mathbf{Z}), \quad (62)$$

in the sense that they attain the identical optimal solution with the identical optimal objective value.

Proof: \mathbf{Z} is optimally determined by deriving the first order optimality condition of (62). Substituting the solution into the transformed objective recovers the original one. ■

$$\begin{aligned} \ell'(\{\mathbf{W}_i\}, \{\underline{\mathbf{W}}_i\}) = & - \sum_{k=1}^K \text{tr} \left(\eta_k \mathbf{W}_k^H \mathbf{W}_k + 2\text{Re} \left(\mathbf{W}_k^H \left(\sum_{j=1}^K \omega_j \mathbf{H}_{j,k}^H \mathbf{A}_j \mathbf{H}_{j,k} - \eta_k \mathbf{I} \right) \underline{\mathbf{W}}_k \right) + \underline{\mathbf{W}}_k^H \left(\eta_k \mathbf{I} - \sum_{j=1}^K \omega_j \mathbf{H}_{j,k}^H \mathbf{A}_j \mathbf{H}_{j,k} \right) \underline{\mathbf{W}}_k \right) \\ & + \sum_{k=1}^K \omega_k 2\text{Re}(\text{tr}(\mathbf{B}_k \mathbf{H}_{k,k} \mathbf{W}_k)) + \sum_{k=1}^K \omega_k \left(\underline{\mathbf{R}}_k - \text{tr}(\underline{\mathbf{W}}_k^H \mathbf{H}_{k,k}^H \underline{\mathbf{F}}_k^{-1} \mathbf{H}_{k,k} \underline{\mathbf{W}}_k) - \text{tr}(\mathbf{A}_k) \sigma_k^2 \right). \end{aligned} \quad (53)$$

$$\begin{aligned} \ell'(\{\mathbf{w}_i\}, \{\underline{\mathbf{w}}_i\}) = & - \sum_{k=1}^K \left(\phi \mathbf{w}_k^H \mathbf{w}_k + 2\text{Re} \left(\underline{\mathbf{w}}_k^H \left(\sum_{j=1}^K \omega_j a_j \mathbf{h}_j \mathbf{h}_j^H - \phi \mathbf{I} \right) \mathbf{w}_k \right) + \underline{\mathbf{w}}_k^H \left(\phi \mathbf{I} - \sum_{j=1}^K \omega_j a_j \mathbf{h}_j \mathbf{h}_j^H \right) \underline{\mathbf{w}}_k \right) \\ & + \sum_{k=1}^K \omega_k 2\text{Re}(b_k \mathbf{h}_k^H \mathbf{w}_k) + \sum_{k=1}^K \omega_k (\underline{\mathbf{R}}_k - \underline{\mathbf{S}} \mathbf{I} \underline{\mathbf{R}}_k - a_k \sigma_k^2) \end{aligned} \quad (56)$$

$$\begin{aligned} \underset{\{\Gamma_i\}, \{\Phi_i\}, \{\mathbf{W}_i\}, \{\mathbf{T}_i\} \in \mathcal{W}}{\text{maximize}} & - \sum_{k=1}^K \text{tr} \left(\eta_k \mathbf{W}_k^H \mathbf{W}_k + 2\text{Re} \left(\mathbf{W}_k^H \left(\sum_{j=1}^K \omega_j \mathbf{H}_{j,k}^H \Phi_j (\mathbf{I} + \Gamma_j) \Phi_j^H \mathbf{H}_{j,k} - \eta_k \mathbf{I} \right) \mathbf{T}_k \right) \right. \\ & + \mathbf{T}_k^H \left(\eta_k \mathbf{I} - \sum_{j=1}^K \omega_j \mathbf{H}_{j,k}^H \Phi_j (\mathbf{I} + \Gamma_j) \Phi_j^H \mathbf{H}_{j,k} \right) \mathbf{T}_k \left. \right) + \sum_{k=1}^K \left(2\text{tr} \left((\mathbf{I} + \Gamma_k) \text{Re}(\sqrt{\omega_k} \mathbf{H}_{k,k} \mathbf{W}_k \Phi_k) \right) \right. \\ & \left. + \sum_{k=1}^K \omega_k (\log \det(\mathbf{I} + \Gamma_k) - \text{tr}(\Gamma_k)) \right) - \sum_{k=1}^K \sigma_k^2 \text{tr}((\mathbf{I} + \Gamma_k) \Phi_k^H \Phi_k). \end{aligned} \quad (59)$$

$$\begin{aligned} \underset{\{\gamma_i\}, \{\phi_i\}, \{\mathbf{w}_i\}, \{\mathbf{t}_i\} \in \mathcal{W}}{\text{maximize}} & - \sum_{k=1}^K \left(\eta \mathbf{w}_k^H \mathbf{w}_k + 2\text{Re} \left(\mathbf{w}_k^H \left(\sum_{j=1}^K |\phi_j|^2 \mathbf{h}_j \mathbf{h}_j^H - \eta \mathbf{I} \right) \mathbf{t}_k \right) + \mathbf{t}_k^H \left(\eta \mathbf{I} - \sum_{j=1}^K |\phi_j|^2 \mathbf{h}_j \mathbf{h}_j^H \right) \mathbf{t}_k \right) \\ & + \sum_{k=1}^K 2\text{Re}(\phi_k^* \sqrt{\omega_k (1 + \gamma_k)} \mathbf{h}_k^H \mathbf{w}_k) + \sum_{k=1}^K \omega_k (\log(1 + \gamma_k) - \gamma_k) - \sum_{k=1}^K |\phi_k|^2 \sigma_k^2. \end{aligned} \quad (60)$$

Invoking Corollary 19, we obtain a BCA-based algorithm, termed WSR-FP+, emerging as a counterpart of WSR-MM+. Applying Corollary 19 to Problem (40) using $\eta_k \geq \lambda_{\max} \left(\sum_{j=1}^K \omega_j \mathbf{H}_{j,k}^H \Phi_j (\mathbf{I} + \Gamma_j) \Phi_j^H \mathbf{H}_{j,k} \right)$, we get an equivalent problem presented in (59). Solving (59) through BCA leads the Algorithm A9.

A9: A WSR-FP+ algorithm for MIMO beamforming

- S1: $\mathbf{T}_k = \underline{\mathbf{W}}_k$,
- S2: $\Phi_k = \left(\underline{\mathbf{F}}_k + \mathbf{H}_{k,k} \underline{\mathbf{W}}_k \underline{\mathbf{W}}_k^H \mathbf{H}_{k,k}^H \right)^{-1} \sqrt{\omega_k} \mathbf{H}_{k,k} \underline{\mathbf{W}}_k$,
- S3: $\Gamma_k = \underline{\mathbf{W}}_k^H \mathbf{H}_{k,k}^H \underline{\mathbf{F}}_k^{-1} \mathbf{H}_{k,k} \underline{\mathbf{W}}_k$,
- S4: $\mathbf{W}_k = \mathbf{Q}_k \min \left\{ \sqrt{\frac{P}{\|\mathbf{Q}_k\|^2}}, 1 \right\}$.

It can be verified that \mathbf{Q}_k in A9-S4 is given by (55). In a similar vein, WSR-FP+ can be used for MISO beamforming (8). Based on Corollary 19, choosing $\eta \geq \lambda_{\max} \left(\sum_{j=1}^K |\phi_j|^2 \mathbf{h}_j \mathbf{h}_j^H \right)$ leads to Problem (60). Using BCA to solve this problem, we obtain Algorithm A10, where \mathbf{q}_k appeared in A10-S4 is given in (57).

A10: A WSR-FP+ algorithm for MISO beamforming

- S1: $\mathbf{t}_k = \underline{\mathbf{w}}_k$,
- S2: $\gamma_k = \underline{\mathbf{S}} \mathbf{I} \underline{\mathbf{R}}_k$,
- S3: $y_k = \frac{\sqrt{\omega_k (1 + \gamma_k)} \mathbf{h}_k^H \underline{\mathbf{w}}_k}{\sum_{j=1}^K |\mathbf{h}_k^H \underline{\mathbf{w}}_j|^2 + \sigma^2}$,
- S4: $\mathbf{w}_k = \mathbf{q}_k \min \left\{ \sqrt{\frac{P}{\sum_{k=1}^K \|\mathbf{q}_k\|^2}}, 1 \right\}$.

C. Interpreting WSR-MM+ as Projected Gradient Ascent

In deriving WSR-MM+, the surrogate function ℓ' is an isotropic quadratic approximation of the original objective, which affords WSR-MM+ an intriguing conceptual parallel to the projected gradient ascent method. Given $f(\{\mathbf{W}_i\})$ in problem formulation (30), the gradient with respect to \mathbf{W}_k is given in (63),⁶ where the last equality is due to the positive definite identity [29]: $\mathbf{F}_i^{-1} \mathbf{H}_{i,i} \mathbf{W}_i (\mathbf{I} + \mathbf{W}_i^H \mathbf{H}_{i,i}^H \mathbf{F}_i^{-1} \mathbf{H}_{i,i} \mathbf{W}_i)^{-1} =$

⁶Wirtinger calculus is adopted for differentials of complex variables [28].

$$\begin{aligned}
\frac{\partial f(\{\mathbf{W}_i\})}{\partial \mathbf{W}_k} &= 2\omega_k \mathbf{H}_{k,k}^H \mathbf{F}_k^{-1} \mathbf{H}_{k,k} \mathbf{W}_k (\mathbf{I} + \mathbf{W}_k^H \mathbf{H}_{k,k}^H \mathbf{F}_k^{-1} \mathbf{H}_{k,k} \mathbf{W}_k)^{-1} \\
&\quad - 2 \sum_{i=1, i \neq k}^K \omega_i \mathbf{H}_{i,k}^H \mathbf{F}_i^{-1} \mathbf{H}_{i,i} \mathbf{W}_i (\mathbf{I} + \mathbf{W}_i^H \mathbf{H}_{i,i}^H \mathbf{F}_i^{-1} \mathbf{H}_{i,i} \mathbf{W}_i)^{-1} \mathbf{W}_i^H \mathbf{H}_{i,i}^H \mathbf{F}_i^{-1} \mathbf{H}_{i,k} \mathbf{W}_k \\
&= 2\omega_k \mathbf{H}_{k,k}^H \mathbf{F}_k^{-1} \mathbf{H}_{k,k} \mathbf{W}_k - 2 \sum_{i=1}^K \omega_i \mathbf{H}_{i,k}^H \mathbf{F}_i^{-1} \mathbf{H}_{i,i} \mathbf{W}_i (\mathbf{I} + \mathbf{W}_i^H \mathbf{H}_{i,i}^H \mathbf{F}_i^{-1} \mathbf{H}_{i,i} \mathbf{W}_i)^{-1} \mathbf{W}_i^H \mathbf{H}_{i,i}^H \mathbf{F}_i^{-1} \mathbf{H}_{i,k} \mathbf{W}_k \\
&= 2\omega_k \mathbf{H}_{k,k}^H \mathbf{F}_k^{-1} \mathbf{H}_{k,k} \mathbf{W}_k - 2 \sum_{i=1}^K \omega_i \mathbf{H}_{i,k}^H (\mathbf{F}_i + \mathbf{H}_{i,i} \mathbf{W}_i \mathbf{W}_i^H \mathbf{H}_{i,i}^H)^{-1} \mathbf{H}_{i,i} \mathbf{W}_i \mathbf{W}_i^H \mathbf{H}_{i,i}^H \mathbf{F}_i^{-1} \mathbf{H}_{i,k} \mathbf{W}_k.
\end{aligned} \tag{63}$$

$$\frac{\partial f(\{\mathbf{w}_i\})}{\partial \mathbf{w}_k} = \frac{2\omega_k \mathbf{h}_k \mathbf{h}_k^H \mathbf{w}_k}{\sum_{j=1, j \neq k}^K |\mathbf{h}_k^H \mathbf{w}_j|^2 + \sigma_k^2} - \sum_{k=1}^K \frac{\omega_k |\mathbf{h}_k^H \mathbf{w}_k|^2}{\sum_{j=1, j \neq k}^K |\mathbf{h}_k^H \mathbf{w}_j|^2 + \sigma_k^2} \frac{2\mathbf{h}_k \mathbf{h}_k^H \mathbf{w}_k}{\sum_{j=1}^K |\mathbf{h}_k^H \mathbf{w}_j|^2 + \sigma_k^2}. \tag{64}$$

$(\mathbf{F}_i + \mathbf{H}_{i,i} \mathbf{W}_i \mathbf{W}_i^H \mathbf{H}_{i,i}^H)^{-1} \mathbf{H}_{i,i} \mathbf{W}_i$. Then, \mathbf{Q}_k in (55) can be rewritten as

$$\begin{aligned}
\mathbf{Q}_k &= \underline{\mathbf{W}}_k + \frac{1}{\eta_k} \left(\omega_k \mathbf{H}_{k,k}^H \mathbf{B}_k^H - \sum_{j=1}^K \omega_j \mathbf{H}_{j,k}^H \mathbf{A}_j \mathbf{H}_{j,k} \underline{\mathbf{W}}_k \right) \\
&= \underline{\mathbf{W}}_k + \frac{1}{2\eta_k} \frac{\partial f(\{\underline{\mathbf{W}}_i\})}{\partial \underline{\mathbf{W}}_k}.
\end{aligned} \tag{65}$$

Thus, each individual iteration within WSR-MM+, specifically solving problem (58), can be interpreted as executing a step of projected gradient ascent with step size $\frac{1}{2\eta_k}$ (note η_k depends on $\{\underline{\mathbf{W}}_i\}$), formally described by

$$\mathbf{W}_k = \text{Proj}_{\mathcal{W}} \left(\underline{\mathbf{W}}_k + \frac{1}{2\eta_k} \frac{\partial f(\{\underline{\mathbf{W}}_i\})}{\partial \underline{\mathbf{W}}_k} \right),$$

where $\text{Proj}_{\mathcal{W}}(\cdot)$ denotes the projection operator onto set \mathcal{W} . Similar result applies to the MISO case. Considering the objective function $f(\{\mathbf{w}_i\})$ in problem formulation (8), the gradient with respect to \mathbf{w}_k is provided in (64). It follows that \mathbf{q}_k in (57) can be expressed as

$$\begin{aligned}
\mathbf{q}_k &= \underline{\mathbf{w}}_k + \frac{1}{\eta} \left(\omega_k b_k^* \mathbf{h}_k - \sum_{j=1}^K \omega_j a_j \mathbf{h}_j \mathbf{h}_j^H \underline{\mathbf{w}}_k \right) \\
&= \underline{\mathbf{w}}_k + \frac{1}{2\eta} \frac{\partial f(\{\underline{\mathbf{w}}_i\})}{\partial \underline{\mathbf{w}}_k}.
\end{aligned} \tag{66}$$

Therefore, WSR-MM+ for MISO beamforming is equivalent to a projected gradient ascent step with step size $\frac{1}{2\eta}$.

VII. PER-ITERATION COMPLEXITY ANALYSIS

In this section, we analyze the complexity of WMMSE (**A1** and **A4**), WSR-FP (**A2** and **A5**), WSR-MM (**A3** and **A6**), WSR-MM+ (**A8** and **A7**), and WSR-FP+ (**A10** and **A9**). For simplicity, we assume M in the MISO case and $\{M_i^r\}$, $\{M_i^t\}$, and $\{M_i^s\}$ in the MIMO case are of the same order, uniformly denoted as M . We denote by I the iteration numbers for searching the Lagrangian multiplier (i.e., (12) or (34)). In the following, we first analyze the per-iteration computational cost of the WSR-MM and WSR-MM+.

For MISO case, the complexity of WSR-MM is dominated by the matrix pseudo-inversions, the vector-vector outer products, and matrix-vector products. The complexity of WSR-MM+ mainly comes from the multiplication between the vector-vector outer products and matrix-vector products. The overall per-iteration complexity of WSR-MM and WSR-MM+ are $\mathcal{O}(I(KM^2 + M^3))$ and $\mathcal{O}(KM^2)$ (η is obtained independently of eigenvalue computations), respectively. For MIMO case, the complexity of WSR-MM and WSR-MM+ are both dominated by the matrix pseudo-inverse operation. The overall per-iteration complexity of WSR-MM and WSR-MM+ are $\mathcal{O}(I(KM^3 + M^3))$ and $\mathcal{O}(KM^3)$, respectively.

For WMMSE, WSR-FP, and WSR-MM, as discussed in Section V, it becomes apparent that these algorithms exhibit the same order of complexity. Nonetheless, WSR-MM boasts a distinctive advantage in that it bypasses the computation of auxiliary variables. Specifically, WSR-MM can eliminate certain operations that, in the context of WMMSE and WSR-FP, carry a complexity of $\mathcal{O}(K)$ for MISO and $\mathcal{O}(KM^2)$ for MIMO beamforming problems, respectively. Correspondingly, the analysis extends to WSR-MM+ and WSR-FP+, wherein both algorithms demonstrate the same order of complexity, while WSR-MM+ offers additional advantage of obviating the need for auxiliary variable computations.

VIII. NUMERICAL EXPERIMENTS

In this section, we corroborate our theoretical findings with numerical experiments performed in MATLAB on a personal computer with a 3.3 GHz Intel Xeon W CPU.⁷

In our evaluation, we investigate both MISO and MIMO systems configured in a three-dimensional Cartesian setting. For the MISO system, a base station is placed at (0, 0, 10)m serving K users randomly distributed in a circle centered at (200, 30, 0)m with radius of 10m. We assume that the channel fading is frequency flat and adopts the Rayleigh fading model $\mathbf{h}_k = \sqrt{\kappa(d)} \times \mathcal{CN}(\mathbf{0}, \mathbf{I})$, where $\kappa(x)$ represents the distance-dependent path loss. Specifically, the path loss is computed as $\kappa(d) = T_0(\frac{d}{d_0})^{-\alpha}$ where the path loss at the reference

⁷Code available at <https://github.com/zepengzhang/RateMax>.

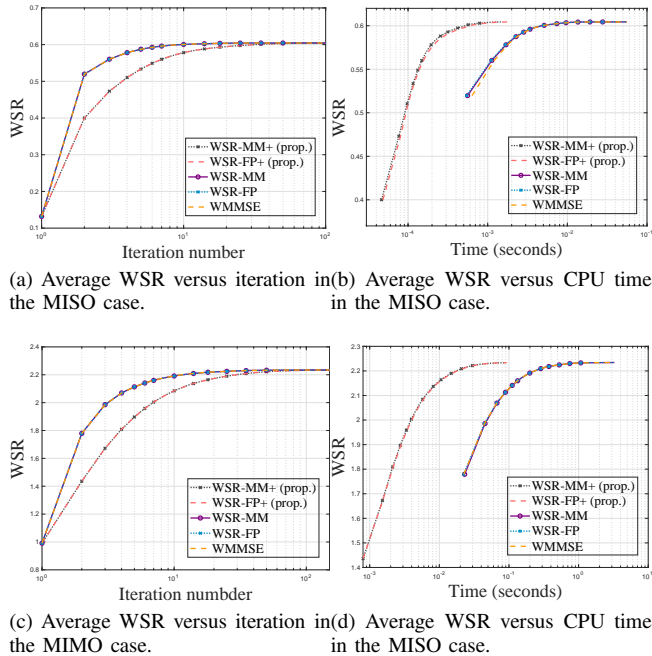


Fig. 2: Performance comparison of different algorithms.

distance $d_0 = 1\text{m}$ is $T_0 = -30\text{dB}$ and $\rho = 3.67$ is the path loss exponent. For the MIMO system, the channels are modeled analogously to the MISO case. The transmitters and the receivers are randomly distributed in two circles centered at $(0, 0, 10)\text{m}$ and $(200, 30, 0)\text{m}$, respectively, both with radius of 10m . For both systems, we have considered the noise power spectrum density of -169dBm/Hz and the transmission bandwidth of 240kHz . We set $\sigma_k^2 = 1$ for $k = 1, \dots, K$, and $P = 0\text{dBm}$. We set the algorithm convergence criterion to be the objective value increment less than 10^{-6} . All reported results are averaged over 100 independent channel realizations.

We compare the WMMSE, WSR-FP, WSR-MM, WSR-MM+, and WSR-FP+ algorithms in both a MISO system (with parameters $K = 4$ and $M = 4$), in which case we implement **A1**, **A2**, **A3**, **A8**, and **A10**, and a MIMO system (with parameters $K = 4$ and $M_k^t = M_k^r = M_k^s = 4$ for $k = 1, \dots, K$), in which case we implement **A4**, **A5**, **A6**, **A7**, and **A9**. Figs. 2a and 2b illustrate the performance of these algorithms in the MISO setting, based on the number of iterations and CPU time, respectively. Correspondingly, Figs. 2c and 2d present the analogous results for the MIMO configuration. From the simulation results, we can see that the WMMSE, WSR-FP, and WSR-MM algorithms exhibit comparable performance in both system configurations. This pattern of performance is consistent with the results obtained for WSR-MM+ and WSR-FP+. Notably, WSR-MM+ and WSR-FP+ demonstrate a trade-off between the number of iterations required to achieve convergence and the CPU time consumed. Despite a higher iteration count, these algorithms benefit from reduced CPU time, suggesting that the per-iteration analytical solution offers a significant computational advantage.

To more precisely quantify the performance enhancement offered by WSR-MM+ over WSR-MM, we investigate their respective convergence times for WSR maximization in MISO

systems varying both number of users (i.e., K) in Fig. 3 and number of antennas at the base station (i.e., M) in Fig. 4. From the results, we can easily observe that WSR-MM+ significantly surpasses WSR-MM by a large margin.

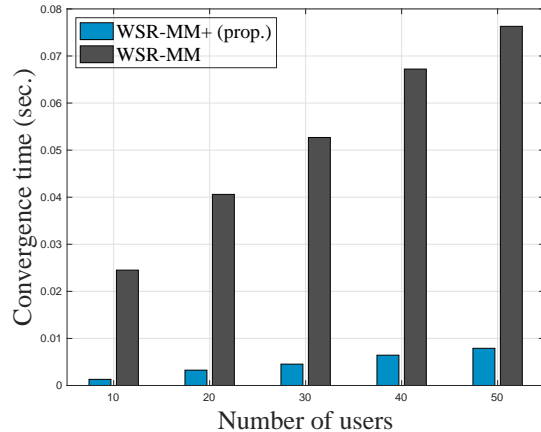


Fig. 3: Average convergence time versus number of users.

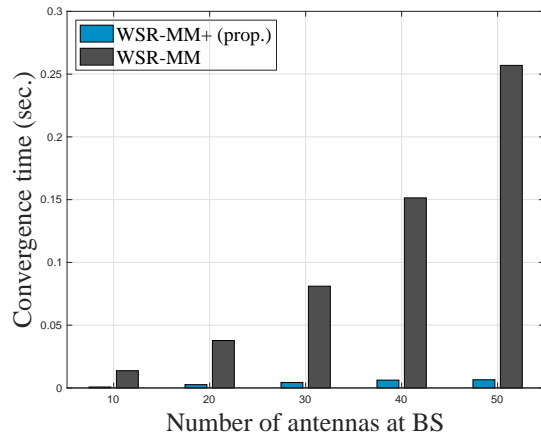


Fig. 4: Average convergence time versus number of antennas at the base station.

It might be posited that the augmented complexity inherent in WSR-MM relative to WSR-MM+ is primarily attributed to the one-dimensional search procedures, as given in (12) and (34). A conjecture may arise that by loosening the stopping criteria for these searches, the total computation time for WSR-MM may decrease, potentially resulting in a more efficient algorithm than WSR-MM+. To explore this conjecture, Fig. 5 provides a numerical comparison between WSR-MM+ and different versions of WSR-MM that are subjected to differing stopping criteria. Specifically, “WSR-MM(i)” in Fig. 5 denotes a WSR-MM algorithm that terminates the one-dimensional search when the change in the search variable falls below 2^{-i} across successive iterations. Contrary to expectations, the results indicate that relaxing the stopping criteria fails to expedite convergence; rather, it can result in a non-monotonic convergence trajectory or cause the algorithm to settle at suboptimal local minima.

IX. CONCLUSIONS AND DISCUSSIONS

In this work, we have explored the precise connections between the WMMSE, WSR-FP, and WSR-MM algorithms

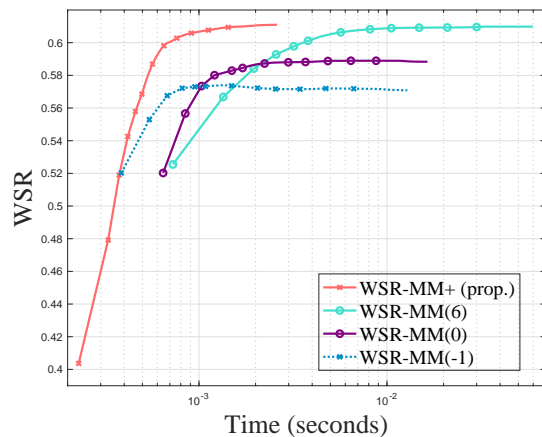


Fig. 5: Convergence behaviors of WSR-MM and WSR-MM+.

in addressing the sum-rate maximization problems. We have shown that specific variants of the WMMSE and WSR-FP algorithms can be construed within the MM algorithmic paradigm. Furthermore, we have established that the equivalent transforms employed in WMMSE and WSR-FP can be regarded as methodologies to construct surrogate functions within the WSR-MM algorithm. We have also introduced WSR-MM+, an enhanced algorithm characterized by its analytical update steps. Complementing this, we have presented WSR-FP+, the BCA equivalent of WSR-MM+, and revealed its relation to the projected gradient ascent method. The superiority of WSR-MM+ and WSR-FP+ has been substantiated through numerical simulations.

Several compelling directions for future research emerge from this study. A promising one lies in examining the acceleration and convergence properties of WSR-MM+. Another fertile area for exploration is the adaptation of WSR-MM+ to more intricate system design challenges, such as multi-cell communication systems, as well as to rate maximization problems that encompass multiple design variables beyond just the transmit beamformers. Additionally, an intriguing prospect involves the application of algorithm unrolling [30] to transform WSR-MM+ into deep neural networks, thereby imbuing certain algorithmic parameters with learnability. These neural networks after training could potentially outstrip their iterative predecessors in terms of convergence and generalization properties.

REFERENCES

- [1] Z. Zhang, Z. Zhao, and K. Shen, "Enhancing the efficiency of wmmse and fp for beamforming by minorization-maximization," in *IEEE Int. Conf. Acoust., Speech and Signal Process. (ICASSP)*, 2023, pp. 1–5.
- [2] P. C. Weeraddana, M. Codreanu, M. Latva-aho, A. Ephremides, C. Fischione *et al.*, "Weighted sum-rate maximization in wireless networks: A review," *Found. and Trends® in Netw.*, vol. 6, no. 1–2, pp. 1–163, 2012.
- [3] S. S. Christensen, R. Agarwal, E. De Carvalho, and J. M. Cioffi, "Weighted sum-rate maximization using weighted MMSE for MIMO-BC beamforming design," *IEEE Trans. Wireless Commun.*, vol. 7, no. 12, pp. 4792–4799, 2008.
- [4] Q. Shi, M. Razaviyayn, Z.-Q. Luo, and C. He, "An iteratively weighted mmse approach to distributed sum-utility maximization for a MIMO interfering broadcast channel," *IEEE Trans. Signal Process.*, vol. 59, no. 9, pp. 4331–4340, 2011.

- [5] K. Shen and W. Yu, "Fractional programming for communication systems—Part I: Power control and beamforming," *IEEE Trans. Signal Process.*, vol. 66, no. 10, pp. 2616–2630, 2018.
- [6] Z. Zhang and Z. Zhao, "Rate maximizations for reconfigurable intelligent surface-aided wireless networks: A unified framework via block minorization-maximization," *arXiv preprint arXiv:2105.02395*, 2021.
- [7] Z.-Q. Luo and S. Zhang, "Dynamic spectrum management: Complexity and duality," *IEEE J. Sel. Topics in Signal Process.*, vol. 2, no. 1, pp. 57–73, 2008.
- [8] Y.-F. Liu, Y.-H. Dai, and Z.-Q. Luo, "Coordinated beamforming for MISO interference channel: Complexity analysis and efficient algorithms," *IEEE Trans. Signal Process.*, vol. 59, no. 3, pp. 1142–1157, 2010.
- [9] K. Shen, W. Yu, L. Zhao, and D. P. Palomar, "Optimization of MIMO device-to-device networks via matrix fractional programming: A minorization-maximization approach," *IEEE/ACM Trans. Netw.*, vol. 27, no. 5, pp. 2164–2177, 2019.
- [10] X. Zhao, S. Lu, Q. Shi, and Z.-Q. Luo, "Rethinking WMMSE: Can its complexity scale linearly with the number of BS antennas?" *arXiv preprint arXiv:2205.06225*, 2022.
- [11] I. M. Stancu-Minasian, *Fractional programming: Theory, methods and applications*. Springer Sci. & Bus. Media, 2012, vol. 409.
- [12] K. T. K. Cheung, S. Yang, and L. Hanzo, "Achieving maximum energy-efficiency in multi-relay OFDMA cellular networks: A fractional programming approach," *IEEE Trans. Commun.*, vol. 61, no. 7, pp. 2746–2757, 2013.
- [13] A. Zappone and E. Jorswieck, "Energy efficiency in wireless networks via fractional programming theory," *Found. and Trends in Commun. and Inf. Theory*, vol. 11, no. 3–4, pp. 185–396, 2015.
- [14] A. A. Khan, R. S. Adve, and W. Yu, "Optimizing downlink resource allocation in multiuser MIMO networks via fractional programming and the Hungarian algorithm," *IEEE Trans. Wireless Commun.*, vol. 19, no. 8, pp. 5162–5175, 2020.
- [15] K. Shen, H. V. Cheng, X. Chen, Y. C. Eldar, and W. Yu, "Enhanced channel estimation in massive MIMO via coordinated pilot design," *IEEE Trans. Commun.*, vol. 68, no. 11, pp. 6872–6885, 2020.
- [16] S.-H. Park, S. Jeong, J. Na, O. Simeone, and S. Shamai, "Collaborative cloud and edge mobile computing in C-RAN systems with minimal end-to-end latency," *IEEE Trans. Signal and Inf. Process. over Netw.*, vol. 7, pp. 259–274, 2021.
- [17] D. R. Hunter and K. Lange, "A tutorial on mm algorithms," *The Amer. Statist.*, vol. 58, no. 1, pp. 30–37, 2004.
- [18] Y. Sun, P. Babu, and D. P. Palomar, "Majorization-minimization algorithms in signal processing, communications, and machine learning," *IEEE Trans. Signal Process.*, vol. 65, no. 3, pp. 794–816, 2016.
- [19] K. Shen and W. Yu, "Fractional programming for communication systems—Part II: Uplink scheduling via matching," *IEEE Trans. Signal Process.*, vol. 66, no. 10, pp. 2631–2644, 2018.
- [20] Q. Shi, W. Xu, J. Wu, E. Song, and Y. Wang, "Secure beamforming for MIMO broadcasting with wireless information and power transfer," *IEEE Trans. Wireless Commun.*, vol. 14, no. 5, pp. 2841–2853, 2015.
- [21] D. P. Bertsekas, *Nonlinear programming*. Belmont, MA, USA: Athena Sci., 1999.
- [22] M. Razaviyayn, M. Hong, and Z.-Q. Luo, "A unified convergence analysis of block successive minimization methods for nonsmooth optimization," *SIAM J. Opt.*, vol. 23, no. 2, pp. 1126–1153, 2013.
- [23] D. N. Phan and N. Gillis, "An inertial block majorization minimization framework for nonsmooth nonconvex optimization," *J. Mach. Learn. Res.*, vol. 24, pp. 1–41, 2023.
- [24] L. Grippo and M. Sciandrone, "On the convergence of the block nonlinear gauss-seidel method under convex constraints," *Oper. Res. Lett.*, vol. 26, no. 3, pp. 127–136, 2000.
- [25] P. Tseng, "Convergence of a block coordinate descent method for nondifferentiable minimization," *J. Opt. Theory and Appl.*, vol. 109, no. 3, p. 475, 2001.
- [26] N. J. Higham, *Accuracy and stability of numerical algorithms*. SIAM, 2002.
- [27] W. Yu and T. Lan, "Transmitter optimization for the multi-antenna downlink with per-antenna power constraints," *IEEE Trans. Signal Process.*, vol. 55, no. 6, pp. 2646–2660, 2007.
- [28] A. Hjørungnes, *Complex-valued matrix derivatives: with applications in signal processing and communications*. Cambridge Uni. Press, 2011.
- [29] M. Welling, "The Kalman filter," *Lecture Note*, pp. 92–117, 2010.
- [30] V. Monga, Y. Li, and Y. C. Eldar, "Algorithm unrolling: Interpretable, efficient deep learning for signal and image processing," *IEEE Signal Process. Mag.*, vol. 38, no. 2, pp. 18–44, 2021.